FREEPORT-MCMORAN COPPER & GOLD
Sierrita Operations
Environment, Land & Water Department
6200 West Duval Mine Road
PO Box 527
Green Valley, Arizona 85622-0527

January 8, 2013

Via Certified Mail # 7011 1150 0000 0283 7440
Return Receipt Requested

Ms. Danielle Taber
Project Manager
Voluntary Remediation Program
Arizona Department of Environmental Quality
1110 W. Washington St.
Phoenix, AZ 85007

Re: Voluntary Remediation Program – Soil and Sediment Characterization Report, Freeport-McMoRan Sierrita Inc., Green Valley, AZ VRP Site Code: 100073-03

Dear Ms. Taber:

As per Sierrita's Investigation Work Plan submitted on April 2008, enclosed are two copies of the revised Final Soil and Sediment Characterization Report prepared by URS Corporation for Sierrita. This revised report documents the work conducted by Sierrita to assess potential impacts to soil and sediment for constituents of interest associated with historical Sierrita operations.

This report has been revised to reflect a recent quality assurance review, as well as the responses from Sierrita to ADEQ on February 7, 2012 and accepted responses and comments from ADEQ to Sierrita on June 22, 2012. A detailed list of revisions prompted by ADEQ and Sierrita responses is provided below. For context, ADEQ's requests that required revision to the Soil and Sediment Characterization Report are repeated in italics, followed by Sierrita's responses or report revisions. Additionally, the general changes made by the quality assurance review is described follows this list.

Comment and Response Revisions

***Comment No. 2**. Page I-I, Section 1,0 - "... submitted an application to enter into the VRP on June 16, 2007." Please note that our records and Sierrita's Work Plan state that the application was submitted on June 19, 2007.*

Revised Final Soil and Sediment Characterization Report Revision & Sierrita Response:
Sierrita acknowledges and revised Section 1.0 in the report stating that the application was submitted on June 19, 2007.

***Comment No. 3**. Page I -I, Section 1.0 - Please note that the Addendum to Sampling & Analysis Plan (SAP) & Quality Assurance Project Plan (QAPP) Voluntary Remediation Program was not received by ADEQ until November 20, 2008.*

Revised Final Soil and Sediment Characterization Report Revision & Sierrita Response:
Sierrita acknowledges and revised Section 1.0 in the report stating that the Addendum was submitted on November 20, 2008.

***Comment No.5**. Page 2-4 through 2-5, Section 2.5 - "Sample Analyses" -The VRP requests that analytical method numbers are provided within the text of this section.*

Revised Final Soil and Sediment Characterization Report Revision & Sierrita Response:

The analytical method numbers have been added to the text in Section 2.5 Sample Analyses of the Soil and Sediment Characterization Report.

***Comment No.5a**. Since ACZ is certified by ADHS to analyze Uranium by EPA Method 200.8, please clarify as to why Sierrita chose to have Uranium analyzed by EPA Method 6020, a parameter that is not specifically covered by ACZ's EPA 6020 certification (see Table 1). (10/7/2001 Review of Final VRP Soil and Sediment Characterization Report) "The VRP concurs with this assessment and recommends the T2 data qualifier be utilized on the tables and data analysis reports for samples analyzed for uranium." (06/22/2012 Review of February 2, 2012 Response to Comments)*

Revised Final Soil and Sediment Characterization Report Revision & Sierrita Response:
Sierrita has utilized the T2 data qualifier where applicable in the revised Final Soil and Sediment Characterization Report.

***Comment No.8**. Page 2-19 through 2-20, Section 2.11.3 - "Judgmental samples were also collected from boring EM-JS-01 at depth intervals of 0 to 1 and 1 to 3 fl bgs. This location was sampled based on previous soil sampling results (HGC 2008) where concentrations of arsenic, molybdenum, and antimony were detected above their respective nr-SRLs." "One judgmental soil boring (EM-JS-Ol) was added in the Former Esperanza Mill subarea based on field observation of surface soil staining."*
The VRP requests clarification as to why the sample location EM-JS-Ol was added.

Revised Final Soil and Sediment Characterization Report Revision & Sierrita Response:
The soil boring log for EM-JS-01 has been revised to indicate visual surface soil staining.

The statement that EM-JS-01 was sited based on the HGC (2008) data will be deleted.

Considering the above revisions, the Soil and Sediment Characterization Report on page 2-21 (Section 2.11.3, 4th paragraph) was revised to read "Judgmental soil samples were also collected from boring EM-JS-01 at depth intervals of 0 to 1 and 1 to 3 ft bgs. Boring EM-JS-01 was added to the soil characterization program based on field observations of visual surface soil staining and discoloration."

***Comment No.9**.. Page 2-20 , Section 2.11.4 .1 - "Ten random soil borings in the Former Esperanza Mill subarea were advanced to the underlying granodiorite bedrock." Please note that Section 2.11.3 states that nine random soil borings were utilized to characterize the Former Esperanza Mill. Please clarify and correct as appropriate*

Revised Final Soil and Sediment Characterization Report Revision & Sierrita Response:
The sentence in Section 2.11.4.1 (page 2-22) of the Soil and Sediment Characterization Report was revised to read "nine random and one judgmental soil borings were advanced to the underlying bedrock."

***Comment No.13**. Page 2-34, Section 2.15.4.2 - "In addition, one composite soil sample was collected in 2005". The data related to the composite soil sample is not contained within the Report's table nor figures. Please provide clarification and correct as appropriate.*

Revised Final Soil and Sediment Characterization Report Revision & Sierrita Response:

After additional review and research, the sample in question was taken in 2001. Page 2-39, Section 2.15.4.2 has been revised to state "In addition, one composite soil sample ORP-0188 was collected in

2001." Table 2-9 of the Soil and Sediment Characterization Report was revised to include the data from the 2001 sample at the Rhenium Ponds.

***Comment No.14**. Page 3-1, Section 3.3 - "Field Duplicate Sample Evaluation"*

The VRP also noted that the Relative Percent Difference (RPD) calculated for each field duplicate was not properly evaluated. The Report text states "Results of the RPD calculations for sediment and judgmental soil samples are plotted in Figure 3-1 for each of the COI metals as well as an overall average RPD for each matrix. In general, the sediment (23.0%) and soil (23 .1%) had similar RPDs and are considered acceptable." Averaging RPDs together to determine a matrix specific RPD is not a suitable way to evaluate the precision and accuracy of field and laboratory activities. Preferably, the regular field sample should have been evaluated based upon the calculated RPD for each detected analyte and the acceptance criteria established either in the QAPP or regulatory guidance.

For example:

Sample pair OD-JS-03-01-03 and OD-JS-03-01 -03D

Acceptance Criteria

Per QAPP Table 7, a RPD limit was not specified for metals analysis, therefore the evaluation defaults to regulatory guidance.

For inorganics in soil:

- *±35% RPD for sample values greater than 5 times the Reporting Limit (RL); or*
- *the absolute value of the difference between the sample and duplicate should be less than the RL for sample values that are less than 5 times the RL.*

The VRP noticed that most of the field duplicates pairs were not properly evaluated during the data verification/validation process contained in Appendix C. One Appendix C report (L71473) states "The field duplicate pairs OD-JS-03-1-3/ OD-JS-03-1-3D .. ... .met the applicable evaluation criteria. Data qualification was not required." However, you can see from Table 4 that data qualification was/is required. Other field duplicate pairs either have a similar statement or were not evaluated at all.

The VRP requests that the field duplicate evaluation be re-performed according to the information provided here and applicable guidance documents. The data should then be modified to contain the data qualifiers.

Revised Final Soil and Sediment Characterization Report Revision & Sierrita Response:

Figure 3-1 was deleted from the report. Table 3-1 was retained as a summary of the RPD calculation results. In addition, the summary RPD statistics at the bottom of Table 3-1 was also deleted.

Sierrita corrected the flagging deficiency noted by the ADEQ for arsenic and cobalt for sample pair OD-JS-03-01-03/ OD-JS-03-01-03D using the ADEQ's recommended RPD qualification criteria.

As indicated in the Review of February 2, 2012 response to Comments (Item 3), ADEQ requested Sierrita appropriately reference the use of 2008 NFGs. The use of the 2008 NFGs was referenced where applicable in the revised Soil and Sediment Characterization Report.

***Comment No.15**.Tables - Table 2-6: the arsenic value for EM-U25-05-05.5 is missing.*

Revised Final Soil and Sediment Characterization Report Revision & Sierrita Response:

Table 2-6 of the Soil and Sediment Characterization Report was revised to include the arsenic result (8.6 mg/kg) for sample EM-U25-05-05.5.

Quality Assurance Review

Further discussion of Data Quality Objectives (DQO) and evaluation of the DQOs were added in Section 1.2 and 4.4, respectively. These additions were to discuss the DQO process and the use of Arizona's Soil Remediation Level and Groundwater Protection Level standards as they applied to the subareas. A Data Quality Objectives Summary (Table 1-1) was added to discuss the DQO as it applied to Areas of Interest.

Subarea characterization figure references were added in Section 2.0.

Further discussion was added to sample designation (Section 2.4).

Additional clarification was added to the Work Plan Deviation discussion (Section 2.6). This included deviations to interval sampling within a boring location, approximation to boring locations through use of GPS, and naming convention inconsistencies. Additionally, references to these deviations were updated where mentioned throughout the report.

A more detailed discussion of chromium results in the soil samples was provided in the soil sample sections under the characterization results for each subarea to provide the rational for comparing total chromium results to the trivalent chromium nr-SRLs.

Additional references and clarification were provided in Section 2.15.3 of the Former Rhenium Ponds subarea providing additional information on the judgmental soil samples.

The Conclusions and Recommendations (Section 4.5) of the Soil and Sediment Characterization report were revised to reflect the changes made from the QA review and in response to ADEQs requests.

Sierrita is nearing completion of the Baseline Human Health Risk Assessment Work Plan as part of the VRP. This assessment focuses solely on potential impacts associated with exposure to constituents of potential concern detected in soil and sediment in specific exposure areas. Submittal of this report is anticipated within the next couple of weeks. Additionally, we continue to work towards completion of the groundwater investigation report that will include a refined conceptual site model and background conditions for uranium.

If additional information or clarification is required do not hesitate to contact me at (520) 393-2514 or Mr. Stuart Brown at (602) 448-0972.

Sincerely,

Clinton D. Beck, E.I.T.
Environmental Engineer
Freeport-McMoRan Sierrita Inc.

CDB:ms
Attachments (2)

xc: Tom DiDomizio, Arizona Department of Environmental Quality
John Broderick, Sierrita
Lana Fretz, Sierrita
Suart Brown, Freeport-McMoRan Copper & Gold
Ned Hall, Freeport-McMoRan Copper & Gold

FINAL
VOLUNTARY REMEDIATION PROGRAM (VRP)
SOIL AND SEDIMENT CHARACTERIZATION REPORT
FREEPORT-MCMORAN SIERRITA INC.
GREEN VALLEY, ARIZONA

DECEMBER 2012

Prepared for:

Freeport-McMoRan Sierrita Inc.
6200 West Duval Mine Road
Green Valley, AZ 85622-0527

Prepared by:

URS Corporation
333 East Wetmore Road
Tucson, AZ 85705

FINAL
VOLUNTARY REMEDIATION PROGRAM (VRP)
SOIL AND SEDIMENT CHARACTERIZATION REPORT
FREEPORT-MCMORAN SIERRITA INC.
GREEN VALLEY, ARIZONA

DECEMBER 2012

Prepared for:

Freeport-McMoRan Sierrita Inc.
6200 West Duval Mine Road
Green Valley, AZ 85622-0527

Prepared by:

URS Corporation
333 East Wetmore Road
Tucson, AZ 85705

Table of Contents

Page

1.0 INTRODUCTION 1-1
1.1 Characterization Objectives and Scope 1-1
1.2 Data Quality Objectives 1-2
1.3 Groundwater Characterization 1-3
1.4 Organization of the Report 1-4

2.0 SUBAREA CHARACTERIZATION 2-1
2.1 Previous Investigation 2-2
2.2 HGC Sample Designation 2-2
2.3 VRP Sample Collection 2-2
2.4 VRP Sample Designation 2-3
2.5 Sample Analyses 2-4
2.6 Work Plan Deviations 2-5
2.7 Former CLEAR Plant Subarea 2-7
2.7.1 Subarea Description 2-7
2.7.2 2004 HGC Investigation 2-8
2.7.3 2008 VRP Investigation 2-8
2.7.4 Characterization Results 2-10
2.7.4.1 Physical Characteristics 2-10
2.7.4.2 Soil Samples 2-10
2.7.4.3 Sediment Samples 2-12
2.7.5 Former CLEAR Plant Subarea Summary 2-12
2.8 Former E Pond Subarea 2-14
2.8.1 Subarea Description 2-14
2.8.2 2008 VRP Investigation 2-14
2.8.3 Characterization Results 2-15
2.8.3.1 Physical Characteristics 2-15
2.8.3.2 Soil Samples 2-15
2.8.4 Former E Pond Subarea Summary 2-15
2.9 Former Evaporation Pond Subarea 2-15
2.9.1 Subarea Description 2-16
2.9.2 2008 VRP Investigation 2-16
2.9.3 Characterization Results 2-17
2.9.3.1 Physical Characteristics 2-17

2.9.3.2 Soil Samples 2-17
2.9.4 Former Evaporation Pond Subarea Summary 2-17
2.10 Old D Pond Subarea 2-17
2.10.1 Subarea Description 2-18
2.10.2 2008 VRP Investigation 2-18
2.10.3 Characterization Results 2-19
2.10.3.1 Physical Characteristics 2-19
2.10.3.2 Soil Samples 2-19
2.10.3.3 Sediment Samples 2-20
2.10.4 Old D Pond Subarea Summary 2-20
2.11 Former Esperanza Mill Subarea 2-20
2.11.1 Subarea Description 2-20
2.11.2 2004 HGC Investigation 2-21
2.11.3 2008 VRP Investigation 2-21
2.11.4 Characterization Results 2-22
2.11.4.1 Physical Characteristics 2-22
2.11.4.2 Soil Samples 2-23
2.11.5 Former Esperanza Mill Subarea Summary 2-24
2.12 Former C Pond and C Pond Spoils Subarea 2-24
2.12.1 Subarea Description 2-25
2.12.2 2004 HGC Investigation 2-25
2.12.3 2008 VRP Investigation 2-26
2.12.4 Characterization Results 2-27
2.12.4.1 Physical Characteristics 2-27
2.12.4.2 Soil Samples 2-27
2.12.5 Former C Pond and C Pond Spoils Subarea Summary 2-28
2.13 Former Raffinate Pond Subarea 2-29
2.13.1 Subarea Description 2-29
2.13.2 2004 HGC Investigation 2-29
2.13.3 2008 VRP Investigation 2-30
2.13.4 Characterization Results 2-31
2.13.4.1 Physical Characteristics 2-31
2.13.4.2 Soil Samples 2-31
2.13.4.3 Sediment Samples 2-33
2.13.5 Former Raffinate Pond Subarea Summary 2-33
2.14 Former Laydown Yard Subarea 2-33

2.14.1 Subarea Description 2-34
2.14.2 2004 HGC Investigation 2-34
2.14.3 2008 VRP Investigation 2-34
2.14.4 Characterization Results 2-35
2.14.4.1 Physical Characteristics 2-35
2.14.4.2 Soil Samples 2-35
2.14.5 Former Laydown Yard Subarea Summary 2-37
2.15 Former Rhenium Ponds Subarea 2-37
2.15.1 Subarea Description 2-37
2.15.2 Initial Closure Sampling 2-38
2.15.3 2008 VRP Investigation 2-38
2.15.4 Characterization Results 2-38
2.15.4.1 Physical Characteristics 2-38
2.15.4.2 Soil Samples 2-39
2.15.5 Former Rhenium Ponds Subarea Summary 2-39

3.0 QUALITY ASSURANCE/QUALITY CONTROL 3-1
3.1 Sample Collection and Preparation Procedures 3-1
3.2 Field Decontamination Procedures 3-1
3.3 Field Duplicate Sample Evaluation 3-1
3.4 Performance Evaluation Samples 3-3
3.5 Analytical Data Packages 3-3
3.6 Data Verification 3-3
3.7 Data Validation 3-4

4.0 RESULTS EVALUATION 4-1
4.1 Evaluation Methodology 4-1
4.2 Evaluation of Sites with nr-SRL Exceedances 4-2
4.3 Evaluation of Sites with GPL Exceedances 4-4
4.4 Evaluation of DQOs 4-5
4.5 Conclusions and Recommendations 4-6

5.0 REFERENCES 5-1

List of Tables

Table 1-1 Data Quality Objectives Summary 1-5

Table 2-1 Former CLEAR Plant Soil and Sediment Total Metal Results 2-40

Table 2-2 Former E-Pond Soil Total Metal Results 2-44

Table 2-3 Former Evaporation Pond Soil Total Metal Results 2-45

Table 2-4 Old D Pond Soil and Sediment Total Metal Results 2-46

Table 2-5 Former Esperanza Mill Soil Total Metal Results 2-47

Table 2-6 Former C-Pond and C-Pond Spoils Soil and Sediment Total Metal Results 2-49

Table 2-7 Former Raffinate Pond Soil and Sediment Total Metal Results 2-51

Table 2-8 Former Laydown Yard Soil Total Metal Results 2-53

Table 2-9 Former Rhenium Pond Soil Total Metal Results 2-54

Table 3-1 Sample Replicate Data Summary for Soil and Sediment Samples 3-5

Table 4-1 Summary of Results and Recommendations 4-8

Table 4-2 Results of Soil Screening Against Non-Residential Soil Remediation Levels 4-9

Table 4-3 Results of Soil Screening Against Groundwater Protection Levels 4-10

Table 4-4 Evaluation of Data Quality Objectives 4-11

List of Figures

Figure 1-1 Property Location 1-7

Figure 1-2 Investigation Subareas 1-8

Figure 2-1 Former CLEAR Plant Soil Sample Locations 2-55

Figure 2-2 Former CLEAR Plant Total Metal Concentrations Selected Soil Samples 2-56

Figure 2-3 Former E Pond Soil Sample Locations 2-57

Figure 2-4 Former Evaporation Pond Sample Locations 2-58

Figure 2-5 Old D Pond Soil Sample Locations 2-59

Figure 2-6 Old D Pond Total Metal Concentrations Selected Soil Samples 2-60

Figure 2-7 Former Esperanza Mill Sample Locations 2-61

Figure 2-8 Former Esperanza Mill Total Metal Concentrations Selected Soil Samples 2-62

Figure 2-9 Former C Pond and C Pond Spoils Sample Locations 2-63

Figure 2-10 Former C Pond and C Pond Spoils Total Metal Concentrations Selected Soil Samples 2-64

Figure 2-11 Former Raffinate Pond Soil Sample Locations 2-65

Figure 2-12 Former Raffinate Pond Total Metal Concentrations Selected Soil Samples 2-66

Figure 2-13 Former Laydown Yard Soil Sample Locations 2-67

Figure 2-14 Former Laydown Yard Total Metal Concentrations Selected Soil Samples 2-68

Figure 2-15 Former Rhenium Ponds Soil Sample Locations 2-69

List of Appendices

(Appendices on Compact Disk [CD])

Appendix A Soil Boring Logs

Appendix B Soil and Sediment Analytical Data Packages

Appendix C Data Verification Reports

Appendix D Level IV Data Validation Reports

TABLE OF ACRONYMS

Acronym	Definition
95UCL	95 Percent Upper Confidence Limit
AAC	Arizona Administrative Code
ADEQ	Arizona Department of Environmental Quality
APP	Aquifer Protection Permit
ARCH	air rotary casing hammer
ARS	Arizona Revised Statutes
ASTM	American Society for Testing and Materials
AWQS	Aquifer Water Quality Standards
CLEAR	Copper Leach Electrowinning and Regeneration
COI	Constituent of Interest
COPC	Constituent of Potential Concern
DM	Dames & Moore
DQO	data quality objective
ELMA	Errol L. Montgomery & Associates
ft bgs	feet below ground surface
GPL	Groundwater Protection Level
GPS	Global Positioning System
ICP-AES	Inductively Coupled Plasma – Atomic Emission Spectrometry
ICP-MS	Inductively Coupled Plasma – Mass Spectrometry
HGC	Hydro Geo Chem Inc.
mg/kg	milligrams per kilogram
mg/L	milligrams per liter
nr-SRL	non-residential Soil Remediation Level
QAPP	Quality Assurance Project Plan
QL	Quantitation Limit
RPD	Relative Percent Difference
r-SRL	residential Soil Remediation Level
SPLP	Synthetic Precipitation Leaching Procedure
USEPA	U.S. Environmental Protection Agency
UCL	Upper Confidence Limit
VRP	Voluntary Remediation Program

1.0 INTRODUCTION

This report presents the site characterization results for soil and sediment at the Sierrita Mine located near Green Valley, Arizona (Figure 1-1). The investigation was conducted under the Arizona Voluntary Remediation Program (VRP) administered by the Arizona Department of Environmental Quality (ADEQ). Freeport-McMoRan Sierrita Inc. (Sierrita) submitted an application to enter into the VRP on June 19, 2007. The site was accepted into the VRP under Site Code 100073-03 on August 15, 2007. Sierrita retained URS Corporation (URS) to prepare and implement a Site Characterization Work Plan for the Sierrita Mine. The Voluntary Remediation Program (VRP) Investigation Work Plan (Work Plan) was submitted to ADEQ in April 2008 and an Addendum – Quality Assurance Project Plan (QAPP) was submitted to ADEQ on November 20, 2008. The Work Plan and Addendum were approved by ADEQ on November 26, 2008. The sites investigated and discussed in this report are associated with the Demetrie Wash Area; one of five major areas identified in the Work Plan to be characterized. Implementation of soil and sediment characterization commenced in June 2008 and was completed in November 2008. Groundwater characterization was also performed between July 2008 and July 2009. The groundwater characterization results will be submitted to the ADEQ in a subsequent site-wide groundwater characterization report.

1.1 Characterization Objectives and Scope

As described in the Work Plan, the goal of the VRP characterization was to evaluate:

- Facilities that ceased operation and/or were closed prior to implementation of Sierrita's Aquifer Protection Permit (APP) No. P-101679.
- Selected operations exempt from regulation under the APP.
- Operations identified as "to be closed" under the APP.
- Active operations with the potential to release mining-related constituents to groundwater.
- Potential uranium impacts to groundwater.

The focus of site characterization was to sample soil and sediment to assess potential releases of constituents of interest (COIs) from specified subareas. Initially, nine subareas were identified in the Work Plan for characterization (Figure 1-2). During performance of the site characterization outlined in the Work Plan, one additional historical operation, the Former Laydown Yard, was identified and characterized. Ten subareas were characterized:

- Former Copper Leach, Electrowinning and Regeneration (CLEAR) Plant
- Former Evaporation Pond
- Old D Pond
- Former Esperanza Mill
- Former C Pond and C Pond Spoils
- Former Raffinate Pond
- Former Laydown Yard
- Former E Pond
- Former Rhenium Ponds

The Sierrita and Esperanza Tailing Impoundments were the 10th subarea investigated. However, the results of tailing and tailing pore water sampling at are not discussed in this report, but will be submitted to the ADEQ in a subsequent site-wide groundwater characterization report. Tailing and tailing pore water were sampled during the 2008 field investigation to support site-wide groundwater characterization and will be used in the interpretation of the groundwater sampling results.

The COIs analyzed during the VRP characterization were selected based on a review of groundwater constituents currently monitored or regulated at Sierrita under its APP permit, historical groundwater quality data for the Sierrita Mine, and current and historical mining processes and operations. The soil and sediment COIs selected for analysis include mining-related total metals (antimony, arsenic, barium, beryllium, cadmium, calcium, chromium, cobalt, copper, lead, manganese, mercury, molybdenum, nickel, selenium, thallium, and zinc), total uranium, uranium isotopes (uranium-234, uranium-235, and uranium-238), and radium isotopes (radium-226 and radium-228). Many of these constituents also naturally occur in soils, rock, and groundwater at non-mineralized and mineralized mine sites.

1.2 Data Quality Objectives

The data quality objectives (DQOs) process applied for the Sierrita VRP is addressed in the QAPP. The DQO process is a systematic planning tool based on the Scientific Method for establishing criteria for data quality and for developing data collection designs.

This section provides the output from the DQO process applied for the surface and subsurface soil, and stream sediment at the eight subareas listed in Section 1.1. The specific sampling rationale for each subarea consisting of the problem statement, impacted media, objective of the investigation, and the proposed sampling approach to satisfy the objective are summarized in Table 1-1. DQOs were not previously established for the Former Laydown Yard, since the new subarea was discovered during the investigation fieldwork.

In satisfying the DQOs, the regulatory standards that are potentially relevant to this investigation are Arizona's Soil Remediation Levels (SRLs) and Groundwater Protection Levels (GPLs). The following paragraphs present a brief discussion of each action level.

- SRLs (residential and non-residential) were promulgated into rule in 1997 under the Arizona Administrative Code R18-7-201 and amended by final rulemaking effective May 5, 2007. They were originally derived from Arizona Health Based Guidance Levels that were formulated in 1990. Residential site-specific remediation level means a level of contaminants remaining in the soil after remediation that results in a cumulative excess lifetime cancer risk between 1×10^{-6} and 1×10^{-4} and a Hazard Index no greater than 1 based on residential exposure assumptions. Non-residential site-specific remediation levels means a level of contaminants remaining in soil after remediation that results in a cumulative excess lifetime cancer risk between 1×10^{-6} and 1×10^{-4} and a Hazard Index no greater than 1 based on non-residential exposure assumptions.
- The GPL is considered a screening method for determining COI levels in soil protective of groundwater and is considered a "worst case" correlation between total metals in the soil and the leachable fraction. The minimum GPLs are conservative, assuming that all of the "worst case" leachable metals reach groundwater regardless of depth.

1.3 Groundwater Characterization

Groundwater was also characterized during the VRP investigation. Groundwater characterization included the installation of 15 bedrock monitor wells and 14 temporary alluvium monitor wells. Groundwater at the existing and new monitor wells was sampled and analyzed for 4 quarters from July 2008 to July 2009. A separate site-wide groundwater characterization report will be subsequently submitted to the ADEQ. The site-wide groundwater characterization report will include characterization of the potential impacts to groundwater from active and historical operations, an evaluation of background conditions for uranium in groundwater, a refined conceptual site model, and tailing and tailing pore water data from the Esperanza and Sierrita Tailing Impoundment investigations.

1.4 Organization of the Report

This report is comprised of five sections, including this Introduction (Section 1). Section 2 discusses subarea history, describes field activities, presents analytical results for each subarea, and includes sample location maps and analytical data tables. Section 3 discusses and evaluates analytical quality assurance and quality control including data verification and data validation. Section 4 evaluates the soil and sediment characterization results for each subarea. Section 5 provides a list of references used to prepare this report. Soil boring logs, soil and sediment analytical data packages, and data verification and validation reports are provided in the following appendices:

- Appendix A Soil Boring Logs
- Appendix B Soil and Sediment Analytical Data Packages
- Appendix C Data Verification Reports
- Appendix D Level IV Data Validation Reports

Table 1-1
Data Quality Objectives Summary

Area of Interest	Problem Statement	Potentially Impacted Media	Objective	Proposed Sampling
Former CLEAR Plant	Former operations included process that used solutions containing COIs. Limited data exist to confirm that the CLEAR Plant has not adversely affected the environment.	Surface and subsurface soil	Gather data to confirm that there has not been a release of COIs from CLEAR Plant to soil.	Establish a systematic grid with 200 foot centers over the entire plant area. Collect soil samples from the surface to bedrock at 10 random grid locations.
	Historical soil sampling identified several locations with elevated levels of antimony, arsenic, copper, and lead.	Surface and subsurface soil	Gather data to further delineate the areas having highest concentrations of COIs.	Collect soil samples from the surface to bedrock at 3 judgmental locations having the highest concentrations of COIs.
	No data exist to confirm that overflows and/or runoff from the facility have not impacted drainage channels and sediment.	Sediment	Confirm that releases of COIs from the CLEAR Plant have not occurred to sediment in drainage channels.	Collect sediment samples from 2 locations in each of the five drainage paths.
Former E Pond	Unlined impoundment reportedly collected surface runoff from CLEAR Plant. Samples have not been collected to confirm that the pond has not adversely impacted subsurface soils.	Subsurface Soil	Confirm that the pond did not release elevated concentrations of COIs from solutions to subsurface soil.	Collect soil samples from the surface to bedrock at 2 judgmental locations drilled within the pond area.
Former Evaporation Pond	Process solutions were stored in this lined pond. Samples have not been collected to confirm that the pond has not adversely impacted subsurface soil.	Subsurface Soil	Confirm that the pond did not release elevated concentrations of COIs from process solutions to subsurface soils.	Collect soil samples from the surface to bedrock at 2 judgmental locations drilled within the pond area.
Old D Pond	Process solutions were stored in this unlined pond. Samples have not been collected to confirm that the pond has not adversely impacted subsurface soil.	Subsurface Soil	Confirm that the pond did not release elevated concentrations of COIs from process solutions to subsurface soils.	Collect soil samples from the surface to bedrock at 2 judgmental locations drilled within the pond area.
	No data exist to confirm that overflows and/or runoff from the facility have not impacted drainage channels and sediment.	Sediment	Confirm that releases of COIs from the Old D Pond have not occurred to sediment in drainage channels.	Collected sediment samples from 4 locations upgradient and 2 locations downgradient of the pond.

Table 1-1
Data Quality Objectives Summary

Area of Interest	Problem Statement	Potentially Impacted Media	Objective	Proposed Sampling
Former Esperanza Mill	Historic mill that separated copper using floatation process included mill, thickeners, and raw water pond. Historical soil sampling identified several locations with elevated levels of arsenic.	Surface and subsurface soil	Gather data to confirm that there has not been a release of COIs from Former Esperanza Mill to soil.	Establish a systematic grid with 200-foot centers over the entire plant area. Collect soil samples from the surface to bedrock at 10 random grid locations.
Former C Pond	Historic unlined pond used to contain run-off from Sierrita Mill area. Limited data exist to confirm that the pond has not adversely impacted surface and subsurface soils.	Surface and subsurface soil	Gather data to confirm that there has not been a release of COIs from Former C Pond to soil.	Collect soil samples from the surface to bedrock at 5 judgmental locations drilled within the pond area.
Former C Pond Spoils	Sediments dredged from Former C Pond were disposed to the ground surface immediately east of the Former C Pond. No data exist to confirm that the spoils have not adversely impacted surface and subsurface soils.	Surface and subsurface soil	Gather data to confirm that there has not been a release of COIs from Former C Pond Spoils to soil.	Collect soil samples from the surface to bedrock at 4 judgmental locations drilled within the spoils area.
Former Raffinate Pond	Historical unlined pond used to hold raffinate solution potentially containing COIs. Limited data exist to confirm that the pond has not adversely impacted surface and subsurface soils.	Surface and subsurface Soil	Gather data to confirm that there has not been a release of COIs from Former Raffinate Pond to soil.	Collect soil samples from the surface to bedrock at 5 judgmental locations drilled within the pond area.
Rhenium Ponds	Historical lined pond used to hold rhenium process solutions. Limited data exist to confirm that the Rhenium Ponds have not adversely impacted surface and subsurface soils.	Surface and subsurface soil	Gather data to confirm that there has not been a release of COIs from Rhenium Ponds to soil.	Collect soil samples from the surface to bedrock at 5 judgmental locations drilled within the footprint of the former Rhenium Ponds.

P:\WRES\Freeport_McMoRan\24096838_Sierrita\GIS\mxds\Phase1Soil2012\Figure 1-1 PropertyLocation.pdf (jw)

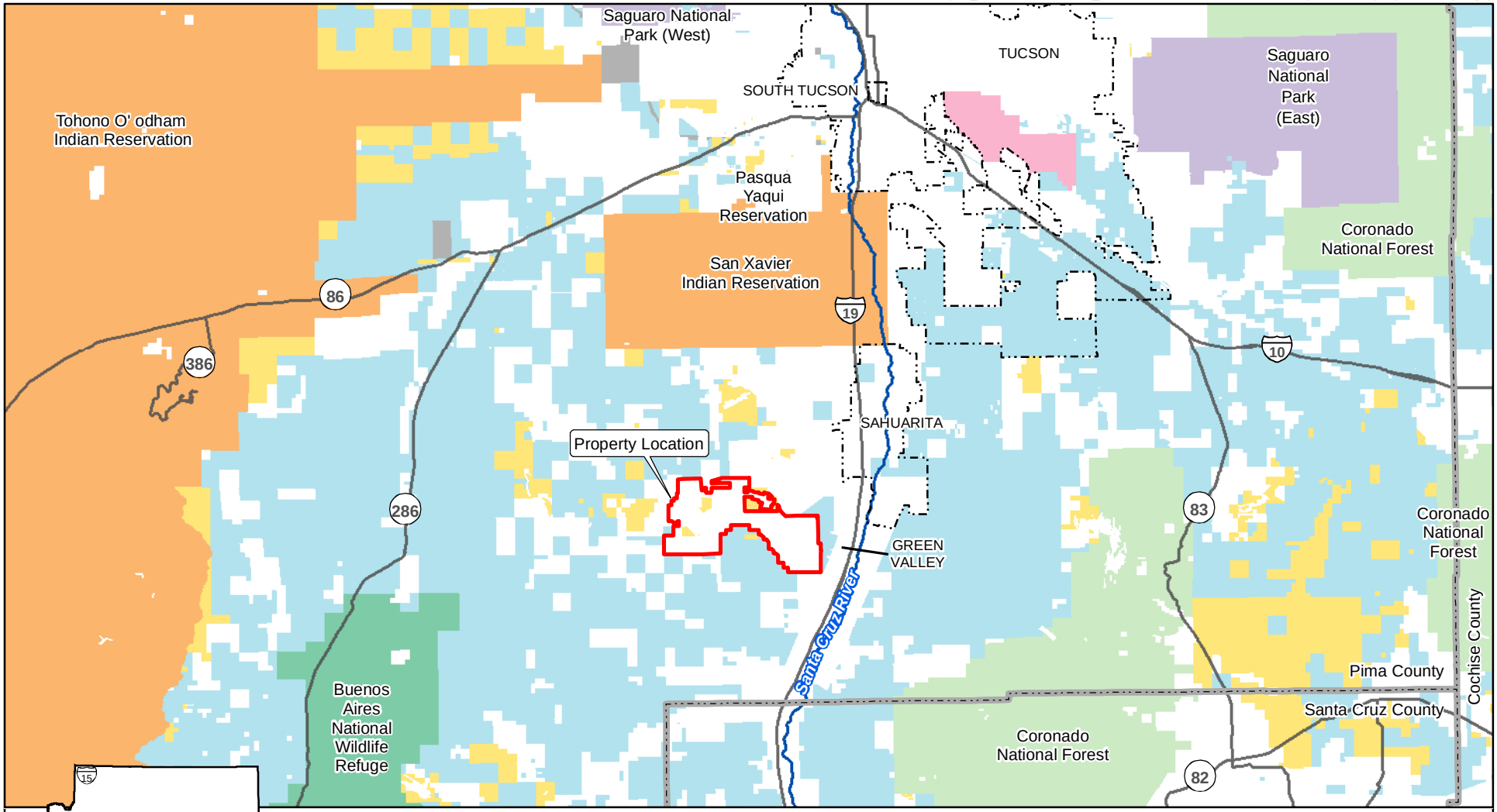

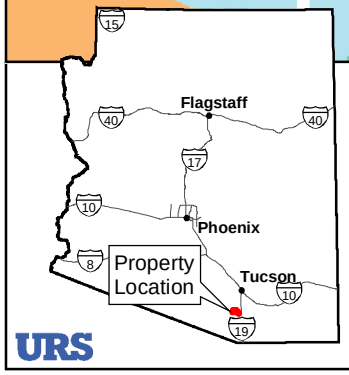

URS

LEGEND

- Sierrita Property Boundary
- County Boundary
- City Boundary
- Major Road
- River/Stream

Surface Management

- Bureau of Land Management
- U.S. Forest Service
- National Park Service
- U.S. Fish and Wildlife Service
- Indian Reservation
- Military
- Local or State Parks
- State Trust Land
- Private
- Other

Source:
Base Map - Arizona State Land Department 2012

Figure 1-1
Property Location

Freeport-McMoRan Sierrita Inc.

N

0 5 10
Miles

P:\WRES\Freeport_McMoRan\24096838_Sierrita\GIS\mxds\Phase1Soil2012\Figure 1-2 Site Features.pdf (jw)

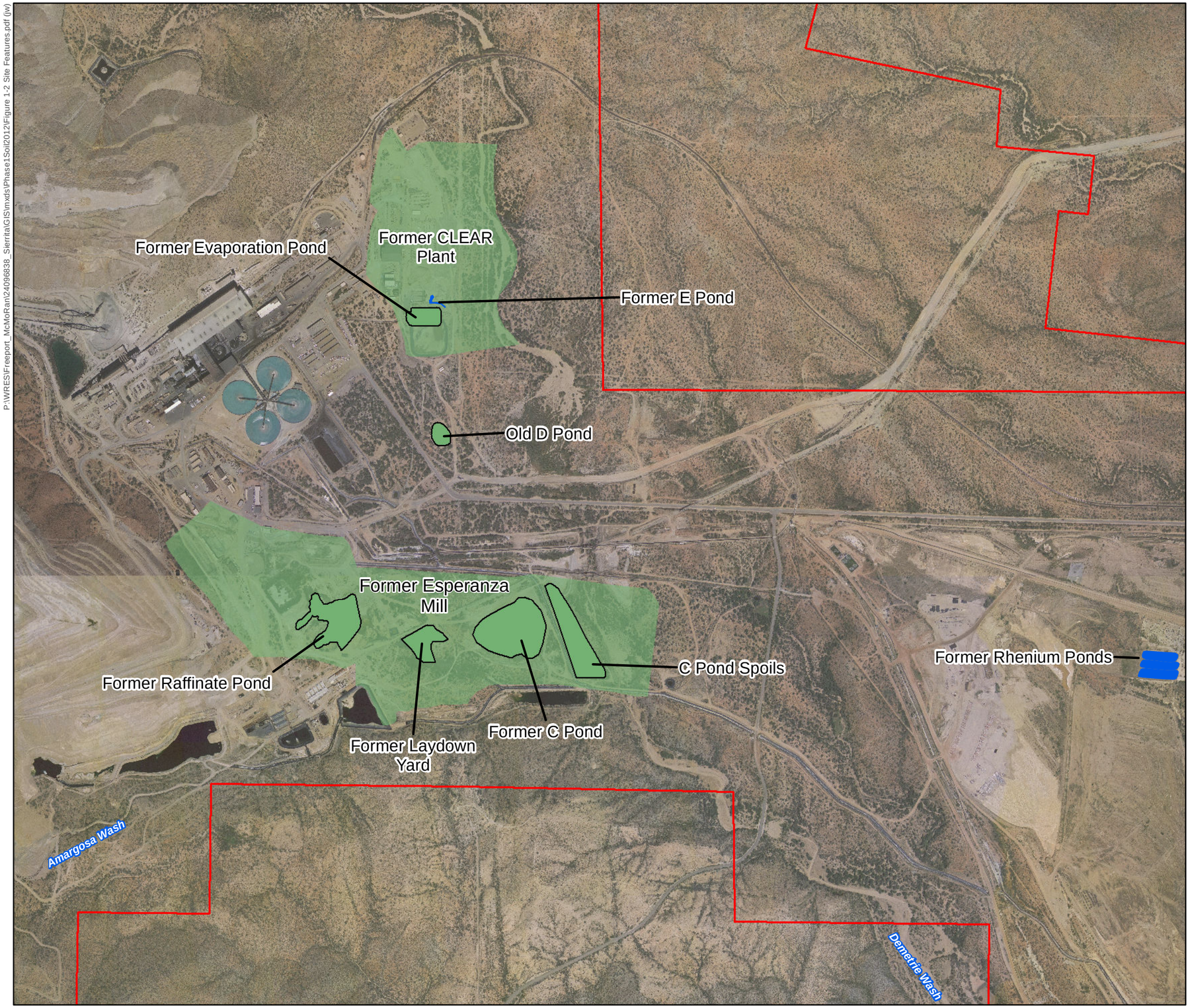

Figure 1-2
Investigation Subareas

Freeport-McMoRan Sierrita Inc.

Legend

- Sierrita Property Boundary
- Former E Pond and Former Rhenium Ponds Subareas
- Former CLEAR Plant and Former Esperanza Mill Subareas
- Former Evaporation Pond, Old D Pond, Former C Pond and C Pond Spoils, Former Raffinate Pond, and Former Laydown Yard Subareas

Source:
Imagery - Sierrita Mine 2007

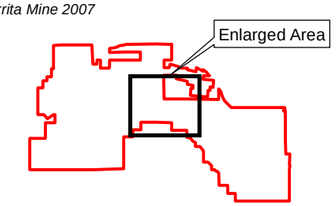

N

0 1,000 2,000
Feet
1 inch = 1,000 feet

URS

2.0 SUBAREA CHARACTERIZATION

The following subsections present descriptions of the activities undertaken to characterize the nine subareas and presents their characterization results. The subareas are grouped geographically and by site activities in three general Sierrita site areas as illustrated on Figure 1-2 and consist of:

Former CLEAR Plant Area (Details are presented on Figure 2-1)

- Former CLEAR Plant
- Former E Pond
- Former Evaporation Pond
- Old D Pond (Not included on Figure 2-1 but shown on Figure 1-2)

Former Esperanza Mill Area (Details are presented on Figure 2-7)

- Former Esperanza Mill
- Former C Pond and C Pond Spoils
- Former Laydown Yard
- Former Raffinate Pond

Tailing Impoundment Area (Details are presented on Figure 1-2)

- Former Rhenium Ponds

Field work associated with the soil and sediment investigation at these subareas was performed between June and November 2008 and consisted of:

- Collection and analysis of 171 soil samples from 54 soil boring locations advanced to the bedrock surface
- Collection and analysis of 36 sediment samples from 18 locations

Note: Groundwater monitoring wells were installed and groundwater monitoring activities were performed during the investigation and the results will be presented in a separate site-wide groundwater characterization report to be submitted to ADEQ.

2.1 Previous Investigation

In 2004, Hydro Geo Chem Inc. (HGC 2008) conducted an investigation that included collecting surface samples from 0 to 0.25 feet below ground surface (ft bgs; 0 to 3 inches) and trench samples from depths ranging between 0 and 15 ft bgs. The HGC samples were collected in some of the same subareas that are the focus of this VRP investigation. Sampling data from the HGC investigation was used to supplement the VRP investigation where appropriate, with applicable total metals data presented in this VRP report. Soil samples collected by HGC in 2004 were initially screened in the field for paste pH, which was used to determine if the sample should be submitted for total metals analysis. Soil samples for laboratory analysis were selected based on their potential to accumulate metals or to potentially generate acid.

2.2 HGC Sample Designation

HGC's soil sample locations were identified by subarea (CLEAR Plant [CP] and Esperanza Mill [EM]) followed by sequential numbering. HGC's trench soil sample locations were also identified by subarea, followed by (Trench [T]) and then the sample depth interval. Examples of HGC's sample designations are described below:

- **HGC Surface Sample Designation** – The sample designation included two fields separated by dashes; consider the following example: CP-1.

  The first field (CP) identifies the CLEAR Plant and the subsequent numeric character (1) represents the first sequential sample.

- **HGC Surface Trench Sample Designation** – The sample designation included four fields separated by dashes; consider the following example: CP-T-1-1.5.

  The first field (CP) identifies the CLEAR Plant, the second field (T) identifies a trench sample, the third field (1) represents the top of the sample interval measured in ft bgs, and the fourth field (1.5) represents the bottom of the sample interval measured in ft bgs.

2.3 VRP Sample Collection

Soil and sediment sample borings were advanced using direct push techniques and Geoprobe® tooling. The Geoprobe® sampling method consisted of advancing the sample rods by hydraulically pushing or driving the rods to the desired sample collection depth. Soil samples were collected using disposable, non-reactive acetate liners placed within a Macro-core® sampling device. A limited number of samples were collected using a stainless steel hand auger in subareas that were inaccessible to the direct push rig.

Soil samples were generally composited as 1- or 2-foot sample intervals from ground surface to total boring depth. Soil samples were generally collected and composited as specified in the Work Plan (URS 2008). However, some composited soil depth intervals near the surface ranged from 0 to 1 and 1 to 3 ft. bgs instead of the 0 to 1.5 and 1.5 to 3 ft. bgs intervals specified in the Work Plan. All soil borings were advanced to refusal or the top of bedrock, whichever was encountered first. The depth to the top of bedrock was variable but was generally less than 10 ft. bgs, thereby preventing collection of soil samples in deeper intervals from 10 to 22 ft. bgs, as specified in the Work Plan.

2.4 VRP Sample Designation

Each soil and sediment sample collected during the 2008 VRP investigation was first identified by subarea. The following subarea designations were used:

- Former CLEAR Plant (CP)
- Former E Pond (E)
- Former Evaporation Pond (EV)
- Old D Pond (OD)
- Former Esperanza Mill (EM)
- Former C Pond (C)
- Former C-Pond Spoils (CS)
- Former Laydown Yard (EM) (**Note:** Samples in the Former Laydown Yard subarea were initially collected during the investigation of the Esperanza Mill subarea. Thus, the Former Laydown Yard subarea samples have the same sample designation (EM) as the Esperanza Mill)
- Former Raffinate Pond (RA)
- Former Rhenium Ponds (RP)

Each soil and sediment sample was further identified using an alphanumeric designation based on the type of sample collected. The following sample designations were used:

- **Grid Sample Designation** – Grid samples included soil samples collected at random grid nodes from a system of 200-foot-square grid units. The grid sample designation included four fields separated by dashes; consider the following example: CP-M04-0-1.

The first field (CP) identifies the CLEAR Plant and the second field (M04) is the grid node of the intersecting grid lines where the single-digit alpha and two digit numerical characters represents the vertical and horizontal grid lines, respectively. The third field (0) represents the top of the sample interval measured in ft. bgs and the fourth field (1) represents the bottom of the sample interval measured in ft. bgs.

- **Judgmental Sample Designation** – Judgmental samples included soil samples that were not located on grid nodes. The judgmental sample designation includes five fields separated by dashes; consider the following example: CP-JS-01-0-1.

  The first field (CP) identifies the CLEAR Plant, the second field (JS) identifies a judgmental sample, the third field (01) is a double-digit numeric character representing the sequential JS sample, the fourth field (0) represents the top of the sample interval measured in ft bgs, and the fifth field (1) represents the bottom of the sample interval measured in ft bgs.

- **Sediment Sample Designation** – Sediment samples included samples located in areas of probable sediment accumulation. The sediment sample designation includes five fields separated by dashes; consider the following example: CP-SD-01-0-1.5.

  The first field (CP) identifies the CLEAR Plant, the second field (SD) identifies a sediment sample, the third field (01) is a double-digit numeric character representing the sequential SD sample, the fourth field (0) represents the top of the sample interval measured in ft bgs, and the fifth field (1.5) represents the bottom of the sample interval measured in ft bgs.

The last two fields describing the top and bottom sampled intervals in all three sample designations were slightly different from the naming convention in the Work Plan. The leading zeros required in the Work Plan were omitted by the sampler when filling out the laboratory chain-of-custody forms (e.g., sample collected at surface and one foot interval was labeled as "0-1" instead of "00-01").

2.5 Sample Analyses

Soil and sediment samples were submitted to ACZ Laboratories in Steamboat Springs, Colorado for total metals analysis including antimony, arsenic, barium, beryllium, cadmium, chromium, cobalt, copper, lead, manganese, mercury, molybdenum, nickel, selenium, thallium, uranium and zinc. The total metals were prepared for analysis using U. S. Environmental Protection Agency (USEPA) Method 3050 and analyzed using USEPA Method 6020 (inductively coupled plasma-

mass spectrometry [ICP-MS]) for antimony, arsenic, lead, selenium, thallium, and uranium, and Method 6010 (inductively coupled plasma-atomic emission spectrometry [ICP-AES]) for barium, beryllium, cadmium, chromium, cobalt, copper, manganese, molybdenum, nickel, and zinc. **Note:** Because uranium is not a target compound of USEPA Method 6020, the results were qualified with at "T2" qualifier. A "T2" qualified indicates that the cited Arizona Department of Health Services licensed method does not contain this analyte as part of the method compound list. Total mercury was analyzed using USEPA Method 7471A (cold vapor atomic absorption).

During the 2008 VRP investigation, selected soil samples with total lead results greater than the GPL of 290 milligrams per kilograms (mg/kg) were also analyzed for lead using USEPA Method 1312 (the synthetic precipitation leaching procedure [SPLP]) and Method 6020 (ICP-MS). In addition, selected soil samples that exceeded the residential (r)-SRL for hexavalent chromium of 30 mg/kg were also analyzed for hexavalent chromium using USEPA Methods 3060A and 7196A (colorimetric).

Soil samples were also submitted to Paragon Analytics Inc. (PAI) in Fort Collins, Colorado for analysis of isotopic uranium (uranium-234, uranium-235, and uranium-238) and isotopic radium (radium-226 and radium-228). Isotopic uranium was analyzed using alpha spectroscopy using American Society for Testing and Materials (ASTM) Method D3972. Radium-226 was analyzed using USEPA Method 903.1 (radon emanation). Radium-228 was analyzed by gas flow proportional counting (USEPA Method 9320/904.0M) and gamma spectroscopy (USEPA Method 901.1M). Soil sample results for isotopic uranium and radium will be submitted to the ADEQ in a subsequent site-wide groundwater characterization report. Isotopic uranium and isotopic radium activities in soil samples were analyzed to support site-wide groundwater characterization and will be used in the interpretation of the groundwater sampling results.

2.6 Work Plan Deviations

Six deviations from the Work Plan were made in response to actual conditions encountered in the field, as well as some minor sample recording errors. The Work Plan deviations included:

- During the 2008 VRP investigation, all soil borings were advanced to refusal or bedrock, whichever came first. A target maximum boring depth of 22 ft bgs was proposed in the Work Plan (URS 2008). Because bedrock was frequently encountered at depths less than the target maximum boring depth of 22 ft bgs, most soil borings were advanced to less than 10 ft bgs. The deepest soil boring was advanced to a depth

of 20 ft bgs. **Note:** At each location a minimum of three attempts were made to reach the target maximum depth.

- Because most soil borings were advanced to shallower depths than what was proposed in the Work Plan, the total number of samples collected was less than the total number proposed in the Work Plan. Considering the maximum boring depth of 22 ft bgs proposed in the Work Plan (URS 2008), six sampling intervals per boring were specified. Typically, three or less soil samples were collected at each boring location because the depth to bedrock was less than anticipated in the Work Plan. Six soil samples (excluding duplicates) were only collected at one soil boring (CP-JS-04) during the investigation.
- Investigation of a new subarea found during implementation of field activities designated as the Former Laydown Yard, where 16 soil samples were collected and submitted for laboratory analysis.
- At some boring locations soils samples were erroneously collected at 0 to 1 and 1 to 3 ft bgs, instead of 0 to 1.5 and 1.5 to 3 ft bgs, intervals specified in the Work Plan.
- The last two fields in the sample identifier describing the top and bottom sampled intervals were slightly different from the naming convention in the Work Plan. The leading zeros required in the Work Plan were omitted by the sampler when filling out the laboratory chain-of-custody forms (e.g., sample collected at the interval defined as surface to one foot bgs was labeled as "0-1" instead of "00-01").
- The global positioning system (GPS) locations for borings CP-N08, CP-JS-02, and EV-JS-02 are noted as approximate in the boring logs, because the location stake was missing at the time of the survey. The sample locations were reestablished by memory using aerial photos and then resurveyed using GPS.

In addition to the six deviations noted above, additional laboratory analyses not prescribed in the Work Plan were completed for selected soil samples, as follow:

- Samples CS-JS-02-10-11, C-JS-05-0-1, C-JS-05-1-3, RA-JS-02-1-3, EM-JS-02-1-3, EM-JS-08-5-7, and EM-JS-08-10-12 were analyzed for SPLP lead using USEPA Methods 1312 and 6020.
- Samples CS-JS-01-0-1, RA-JS-02-5-7, RA-JS-02-5-7D, EM-JS-07-10-12, EM-JS-07-15-16, EM-JS-08-5-7, and EM-JS-08-10-12 were analyzed for hexavalent chromium using USEPA Methods 3060A and 7196A.

2.7 Former CLEAR Plant Subarea

The CLEAR Plant was historically located in the north-central portion of the Sierrita property (Figures 1-2 and 2-1). The Former CLEAR Plant subarea comprises approximately 60 acres. The Former Evaporation Pond and Former E Pond subareas are located within the Former CLEAR Plant subarea as illustrated in Figure 2-1. The Former CLEAR Plant is not an APP-regulated facility.

2.7.1 Subarea Description

From 1977 to 1983, the Former CLEAR Plant produced metallic copper. Copper was initially leached from copper concentrate slurry which was produced from sodium and potassium chloride brines and sodium hydroxide and ferric chloride reagents. This leach solution was processed through two mixing reactors and a thickener before a slurry of cement copper was added to the leach solution to produce a pregnant solution. The pregnant solution was then circulated in electrolytic tanks containing anode and cathode arrays. The resulting precipitated copper was filtered, washed, dried, and stored until sold. (HGC, 2008) The Former CLEAR Plant was demolished in 1995. The process equipment and a majority of the interior contents of the building were dismantled and salvaged.

Information regarding the Former CLEAR Plant was obtained through interviews with current and former employees. Information obtained during the interviews indicates that the plant was commissioned in 1975. A number of impoundments were associated with the plant, including the Former Evaporation Pond, the Old D Pond, and the Former E Pond (formerly misidentified in the Aquifer Protection Permit [APP] as the Old D Pond). A number of aboveground process tanks and ponds that were associated with the former operations were identified from historical aerial photographs. No traces of the aboveground process tanks are currently evident. Figure 2-1 illustrates historical features including former impoundments and tanks that were identified on the historical aerial photographs.

The topography of the Former CLEAR Plant area generally slopes eastward and is incised by east-west trending drainages. The western portion of the area is cut into bedrock. Fill ranging from a few inches to approximately 25 feet in thickness is present in the remaining area. In the western portion of the property where fill is thin or non-existent, bedrock is at or near the surface, and outcrops of granodiorite are visible. The easternmost portion of the area, located along Demetrie Wash, is undisturbed and is sparsely covered with native vegetation. A large part of the Former CLEAR Plant subarea is covered with gravel or crushed rock. Buried concrete

slabs are known, through interviews with current and former employees, to exist under the current layer of gravel.

Currently, the Former CLEAR Plant subarea is used as 1) an asset recovery yard to store used equipment, machinery, and vehicles, 2) contractor offices and materials storage, 3) a metal fabrication shop, and 4) Sierrita's "Central Accumulation" building, currently used to store environmental sampling supplies and manage hazardous waste. The Former CLEAR Plant building is currently used for storage of miscellaneous materials such as used computers and office equipment and as a training center. The Crystal Plant is located in the southernmost building, which manufactures copper sulfate pentahydrate, a product that may be sold as fertilizer, pesticide, foot bath, and animal feed.

2.7.2 2004 HGC Investigation

The following soil samples were collected during HGC's 2004 investigation at the Former CLEAR Plant:

- 12 surface soil samples at 12 locations (designated as "CP")
- 24 subsurface soil samples at 8 trench locations (designated as "CP-T")

2.7.3 2008 VRP Investigation

URS collected the following soil samples to further characterize the Former CLEAR Plant subarea:

- 27 soil samples from soil borings at 10 grid sample locations
- 15 soil samples from soil borings at 4 judgmental (JS) sample locations
- 20 sediment samples from borings at 10 sediment (SD) sample locations

Refer to Figure 2-1 for the locations of the soil and sediment samples. Refer to Table 2-1 for sample designations, sampling depth intervals, and analytical results.

Grid soil samples were collected from randomly selected nodes on a 200-foot grid applied to the roughly 59 acres that comprise the Former CLEAR Plant subarea. Twenty-seven soil samples were collected from the 10 randomly selected grid nodes (CP-M06, CP-O03, CP-P04, CP-P05, CP-P12, CP-Q09, CP-M04, CP-P07, CP-N08, and CP-O09). The sample depth intervals ranged between 0 to 17 ft bgs. Specific soil sample intervals for each boring are listed on Table 2-1. **Note:** During the time that boring locations were surveyed, the marking stake at CP-N08 was missing. The location was reestablished by memory utilizing aerial photos and then surveyed

using GPS technology. Therefore, the GPS coordinates are estimated, and a qualifier has been placed on the boring log notifying as such.

Judgmental samples were collected from soil borings at four locations. Three judgmental sample locations were identified in the Work Plan (URS 2008) based on previous sampling results (HGC 2008), and are locations where concentrations of arsenic and/or lead were detected above their respective nr-SRL. One additional judgmental sample location (CP-JS-04) was identified based on field observations. Sample location CP-JS-04 was drilled in a fill area that had not been previously sampled to the total depth of the fill. A total of 15 soil samples were collected from the four judgmental sample locations (CP-JS-01, CP-JS-02, CP-JS-03, and CP-JS-04). The sample depth intervals ranged between 0 to 20 ft bgs. Specific soil sample intervals for each boring are listed on Table 2-1. **Note:** During the time that boring locations were surveyed, the marking stake at CP-JS-02 was missing. The location was reestablished by memory utilizing aerial photos and then surveyed using GPS technology. Therefore, the GPS coordinates are estimated, and a qualifier has been placed on the boring log notifying as such.

Twenty sediment samples were collected from 10 borings to evaluate the five shallow surface drainages that originate within the Former CLEAR Plant subarea. Four drainages flow eastward to Demetrie Wash and one drainage flows south toward the Old D Pond. Two sediment sample locations were established for each of the 5 drainages to evaluate potential sediment impacts, as described in the Work Plan. Ten borings (CP-SD-01, CP-SD-02, CP-SD-03, CP-SD-04, CP-SD-05, CP-SD-06, CP-SD-07, CP-SD-08, CP-SD-09, and CP-SD-10) were advanced to 3 ft bgs. The sample depth intervals ranged between 0 to 3 ft bgs. Specific soil sample intervals for each boring are listed on Table 2-1.

Deviations from the Work Plan (URS 2008) were made due to actual conditions encountered in the field as follows:

1. The Work Plan proposed collecting 60 soil samples from 10 grid sample locations; however only 27 samples were collected from 10 grid sample locations because the depth to bedrock was less than anticipated in the Work Plan.
2. The Work Plan proposed collecting 18 soil samples from three judgmental sample locations; however only 15 soil samples were collected from four judgmental sample locations (CP-JS-01, CP-JS-02, CP-JS-03, and CP-JS-04) because the depth to bedrock was less than anticipated in the Work Plan.

3. One judgmental sample location (CP-JS-04) was added based on field observations. The additional sample location was added to delineate an area where fill had been placed and samples had not previously been collected at depth.

4. At some boring locations soils samples were erroneously collected at 0 to 1 and 1 to 3 ft bgs, instead of 0 to 1.5 and 1.5 to 3 ft bgs, intervals specified in the Work Plan.

5. At soil boring location CP-M04 the upper soil sample was erroneously collected at 0 to 2.5 ft bgs instead of 0 to 1.5 ft bgs as specified in the Work Plan.

6. The last two fields in the sample identifier describing the top and bottom sampled intervals were slightly different from the naming convention in the Work Plan (e.g., sample collected at the interval defined as surface to one foot bgs was labeled as "0-1" instead of "00-01").

7. The GPS boring locations for borings CP-N08 and CP-JS-02 are noted as approximate in the boring logs, because the location stake was missing at the time of the survey. The sample locations were reestablished by memory using aerial photos and then resurveyed using GPS.

2.7.4 Characterization Results

The following discussion is based on results of the 2004 HGC investigation (HGC 2008) and the 2008 VRP investigation. Analytical results are presented on Table 2-1 and summarized on Figure 2-2. Figure 2-2 only shows sample results for borings with COI concentrations greater than the non-residential soil remediation levels (nr-SRLs) or groundwater protection levels (GPLs). Soil boring logs are provided in Appendix A. Laboratory data packages are contained in Appendix B. Data verification and validation results are summarized in Section 3.0 and reported in Appendices C and D, respectively.

2.7.4.1 Physical Characteristics

Twenty-four soil borings in the Former CLEAR Plant subarea were advanced to the underlying granodiorite bedrock. Bedrock was encountered between 3 and 20 ft bgs with deepest bedrock occurrence to the northeast. The soils overlying bedrock generally consisted of loose silty sands with layers of cobble sized fill material.

2.7.4.2 Soil Samples

Seventy-eight soil samples were collected from 34 locations within the Former CLEAR Plant subarea during the 2004 and 2008 investigations. The most commonly detected COIs exceeding their respective nr-SRLs are arsenic and copper. In some limited samples, lead was detected

exceeding nr-SRLs and GPL and antimony was detected exceeding GPLs. In addition, chromium was also detected in some samples at concentrations that exceeded the r-SRL for hexavalent chromium. A summary of the arsenic, copper, lead, and antimony results that exceed the nr-SRLs or GPLs are shown on Figure 2-2.

Arsenic was detected in all soil samples collected. Arsenic concentrations range from 1.0 to 166 mg/kg. Arsenic was detected at concentrations above the nr-SRL (10 mg/kg) in 22 soil samples collected from 17 sample locations. Thirteen of the samples exceeding the nr-SRL were collected from 0 to 3 ft bgs. The deepest sample collected containing arsenic at concentrations exceeding the nr-SRL was from 14 ft bgs. Arsenic concentrations did not exceed the GPL (290 mg/kg) in any of the samples analyzed.

Copper was detected in all soil samples collected at concentrations ranging from 142 to 109,000 mg/kg. Four samples exceeded the nr-SRL (41,000 mg/kg). These four samples were all collected during the 2004 HGC investigation. Three of the samples were collected at a depth interval of 0 to 0.25 ft bgs (0 to 3 inches bgs); the other soil sample was collected from a depth of 1.5 ft bgs. None of the copper concentrations in soils collected during the 2008 VRP investigation exceeded the nr-SRL. A GPL for copper has not been established.

Lead was detected in all soil samples at concentrations ranging from 1.2 to 1,820 mg/kg. Five samples contained lead at concentrations exceeding the GPL (290 mg/kg). Two of the five samples had concentrations above the nr-SRL (800 mg/kg). These five samples were collected during the 2004 HGC investigation. None of the lead concentrations in soils collected during the 2008 VRP investigation exceeded the nr-SRL or GPL.

Antimony was detected in two soil samples from 0 to 0.25 ft bgs at concentrations above the GPL (35 mg/kg). Neither of these concentrations exceeded the nr-SRL for antimony (410 mg/kg). These two samples were collected during the 2004 HGC investigation. None of the antimony concentrations in soils collected during the 2008 VRP investigation exceeded the GPL or nr-SRL.

Chromium was detected in majority of the soil samples. Four samples contained chromium at concentrations ranging from 35 to 470 mg/kg exceeding the r-SRL screen for hexavalent chromium (30 mg/kg). These four samples were collected during the 2004 HGC investigation in which the chromium concentrations were significantly less than the r-SRL and nr-SRL for total chromium established at that time of 2,100 and 4,500 mg/kg, respectively. Therefore, none of these samples were analyzed for hexavalent chromium. However, when examining other subareas where hexavalent chromium analysis was performed on selected soil samples with total

chromium ranging from 33 to 193 mg/kg (See Sections 2.13.4.2 and 2.14.4.2); hexavalent chromium was not detected in these samples above reporting limits. Therefore, considering that hexavalent chromium has not been used at the Sierrita site and is not likely to be stable in the geochemical environment of the surface and shallow subsurface soils, it is assumed that trivalent chromium is the most likely form of chromium present at the site. Given these considerations, the soil chromium results were compared to the trivalent chromium nr-SRL (1,000,000 mg/kg) in this report. None of the reported chromium concentrations in all collected soils samples exceeded the nr-SRL for trivalent chromium. Additionally, none of the reported chromium concentrations exceeded the GPL (590 mg/kg).

Barium, beryllium, cobalt, manganese, molybdenum, nickel, selenium, thallium, uranium, and zinc were detected in most of the soil samples, but the detected concentrations were less than their respective nr-SRL or GPL. Cadmium and mercury were generally not detected above their reporting limits in most of the soil samples.

2.7.4.3 Sediment Samples

Twenty sediment samples were collected from 10 borings along the five shallow surface drainages that originate from the Former CLEAR Plant subarea (Figure 2-1). COIs were not detected at concentrations at or above the nr-SRLs or GPLs in the sediment samples.

2.7.5 Former CLEAR Plant Subarea Summary

Arsenic, lead, copper, and antimony in some of the soil samples collected in the Former Clear Plant subarea were detected at concentrations above nr-SRLs and/or GPLs. The analytical results from the 2004 HGC investigation and the additional samples collected during the 2008 VRP investigation indicate that metals present at concentrations exceeding the nr-SRLs and/or GPLs occur primarily in the following four locations within the footprint of the Former CLEAR Plant subarea (Figure 2-2):

1. An area in the northwestern corner of the Former CLEAR Plant subarea, characterized by soil sample locations designated CP-5 and CP-T-1. Sample CP-5 was collected from the top 3 inches of soil and contained arsenic at a concentration exceeding the nr-SRL. Deeper soil samples collected from nearby trench CP-T-1 contained arsenic at concentrations exceeding the nr-SRL, to a depth of 4 ft bgs. The deepest sample, collected from 8 ft bgs, did not contain metals at concentrations exceeding their nr-SRLs. Arsenic is the only metal present in this area at a concentration exceeding the nr-SRL. Arsenic concentrations in this area did not exceed the GPL.

2. An area located north of the main access road into the Former CLEAR Plant subarea, and extending eastward to the edge of the extensively graded and leveled area. This area is characterized by sample locations designated CP-9, CP-7, CP-M04, CP-T-2, CP-T-2B, CP-T-2C, CP-1, and CP-JS-01. Analysis of samples collected from these locations detected arsenic and copper at concentrations exceeding the nr-SRLs in four of eight samples collected in the upper 1 foot of soil. Deeper soil samples collected from locations CP-T-2 and CP-JS-01 (on the east side of the area) contained arsenic exceeding the nr-SRL to a depth of 7 and 12 ft bgs, respectively. Arsenic concentrations ranged from 1.5 to 105 mg/kg with concentrations in 10 samples exceeding the nr-SRL. Arsenic concentrations in this area did not exceed the GPLs. Copper concentrations ranged from 506 to 59,300 mg/kg with concentrations in two samples exceeding the nr-SRL. There is no established GPL for copper. Lead and antimony were detected at concentrations exceeding the GPL at sample location CP-1, where arsenic and copper were also detected above the nr-SRL. No other metals were present at concentrations exceeding the nr-SRLs and/or GPLs.
3. The center of the Former CLEAR Plant subarea, which is now designated as the Asset Recovery yard. This area is characterized by sample locations designated CP-16, CP-15, CP-T-3, and CP-T-4. Lead was detected in two samples at concentrations above the GPL (290 mg/Kg) (one from the upper 0.25 feet (3 inches) and one from 8 ft bgs). Arsenic concentrations in the area ranged from 1.1 to 34.9 mg/kg, with concentrations in six samples exceeding the nr-SRL. Copper concentrations in this area ranged from 978 to 109,000 mg/kg, with concentrations in two surface soil samples exceeding the nr-SRL. No other COIs were present at concentrations exceeding their respective nr-SRL.
4. The area located near the southern end of the Former CLEAR Plant subarea immediately north of the Former E Pond. This area is characterized by sample locations designated CP-2 and CP-3. Arsenic and lead were detected at concentrations exceeding the nr-SRL in samples taken from the upper 0.25 feet (3 inches) of soil. No other metals were present at concentrations exceeding the nr-SRL. Lead and antimony were detected at concentrations exceeding the GPLs at sample location CP-2. Deeper samples collected immediately adjacent to this area (CP-O09 and CP-JS-03) did not contain COIs at concentrations greater than the nr-SRLs or GPLs.

In addition to these four specific areas, one anomalous soil sample was identified at sample location CP-N08 where arsenic was detected at a concentration of 41.9 mg/kg at the depth interval from 10 to 11 ft bgs exceeding the nr-SRL, but below the GPL. The three samples

collected from soils overlying this sample contained arsenic at concentrations (4.1 to 7.7 mg/kg) less than the nr-SRL and GPL.

2.8 Former E Pond Subarea

The Former E Pond subarea is located in the north-central portion of the Sierrita property within the southern portion of the Former CLEAR Plant subarea (Figures 1-2 and 2-3). The Former E Pond was associated with the CLEAR Plant process. The Former E Pond is an APP-regulated subarea that is misidentified in the APP as the Old D Pond.

2.8.1 Subarea Description

The Former E Pond is an inactive, backfilled pond. This pond was historically used to contain surface water runoff and possibly process solutions from upset conditions at the Former CLEAR Plant.

The topography of the Former E Pond slopes to the south and east. Most of the area has been disturbed by grading, and slopes to the south with little of the natural topography remaining. Outcrops of granodiorite are visible across the area. The area is sparsely covered with native vegetation.

2.8.2 2008 VRP Investigation

In July and August 2008, URS collected the following soil samples to characterize the Former E Pond:

- 5 soil samples from soil borings at 2 judgmental (JS) sample locations

Refer to Figure 2-3 for the locations of the soil samples. Refer to Table 2-2 for sample designations, sampling depth intervals, and analytical results.

Five judgmental samples were collected from two soil borings (E-JS-01 and E-JS-02) advanced through the footprint of the former impoundment. The sample depth intervals ranged from 0 to 1 to 5 to 7 ft bgs. Specific soil sample intervals for each boring are listed on Table 2-2. The deepest sample collected was from 7 ft bgs at sample location E-JS-01.

Deviations from the Work Plan (URS 2008) were made due to actual conditions encountered in the field:

1. The Work Plan proposed collecting 12 soil samples from two judgmental sample locations; however, only five soil samples were collected from two judgmental sample locations because the depth to bedrock was less than anticipated in the Work Plan.

2. At some boring locations soils samples were erroneously collected at 0 to 1 and 1 to 3 ft bgs instead of 0 to 1.5 and 1.5 to 3 ft bgs intervals specified in the Work Plan.

3. The last two fields in the sample identifier describing the top and bottom sampled intervals were slightly different from the naming convention in the Work Plan (e.g., sample collected at the interval defined as surface to one foot bgs was labeled as "0-1" instead of "00-01").

2.8.3 Characterization Results

The following discussion is based on results from the 2008 VRP investigation. Analytical results are presented on Table 2-2. Soil boring logs are provided in Appendix A. Laboratory data packages are contained in Appendix B. Data verification and validation results are summarized in Section 3.0 and reported in Appendices C and D, respectively.

2.8.3.1 Physical Characteristics

Two soil borings within the footprint of the Former E Pond were advanced to granodiorite bedrock. Bedrock was encountered between 3 and 7 ft bgs. The bedrock was shallower to the east of the Former E Pond. The overlying soils generally consisted of loose silty sands with layers of cobble-sized fill material.

2.8.3.2 Soil Samples

Five soil samples were collected from two judgmental locations within the footprint of the Former E Pond. No COIs were detected at concentrations that exceeded their nr-SRLs or GPLs.

2.8.4 Former E Pond Subarea Summary

No COIs were detected above the nr-SRLs or GPLs in the soil samples collected from boring locations (E-JS-01 and E-JS-02) in the Former E Pond subarea.

2.9 Former Evaporation Pond Subarea

The Former Evaporation Pond subarea is located in the north-central portion of the Sierrita property south of the Former CLEAR Plant (Figures 1-2 and 2-4). The Former Evaporation Pond was a lined impoundment that received spent copper solution containing elevated chloride concentrations. The Former Evaporation Pond is not an APP-regulated facility.

2.9.1 Subarea Description

The Former Evaporation Pond subarea is an inactive pond. The Former Evaporation Pond is located immediately north of the New D Pond, which is a currently operating facility regulated under the APP.

The current topography of the Former Evaporation Pond area slopes to the south and east. Most of the area has been disturbed by grading to create the New D Pond and to direct surface runoff into the New D Pond. Outcrops of granodiorite are visible across the area. The area is sparsely covered with native vegetation.

2.9.2 2008 VRP Investigation

URS collected the following samples to characterize the Former Evaporation Pond:

- 6 soil samples from soil borings at 2 judgmental (JS) sample locations

Refer to Figure 2-4 for the locations of the soil samples. Refer to Table 2-3 for sample designations, sampling depth intervals, and analytical results.

Six judgmental samples were collected from borings EV-JS-01 and EV-JS-02 within the footprint of the former impoundment that were drilled to total depths of 9 and 8 ft, respectively. The sample depth intervals in both borings ranged between 0 to 7 ft bgs. Specific soil sample intervals for each boring are listed on Table 2-3. **Note:** During the time that boring locations were surveyed, the marking stake at EV-JS-02 was missing. The location was reestablished by memory utilizing aerial photos and then surveyed using GPS technology. Therefore, the GPS coordinates are estimated, and a qualifier has been placed on the boring log notifying as such.

Deviations from the Work Plan (URS 2008) were made due to actual conditions encountered in the field:

1. The Work Plan proposed collecting 12 soil samples from two judgmental sample locations; however, only six soil samples were collected from two judgmental sample locations because the depth to bedrock was less than anticipated in the Work Plan.

2. At both boring locations soils samples were erroneously collected at 0 to 1 and 1 to 3 ft bgs instead of 0 to 1.5 and 1.5 to 3 ft bgs intervals specified in the Work Plan.

3. The last two fields in the sample identifier describing the top and bottom sampled intervals were slightly different from the naming convention in the Work Plan (e.g.,

sample collected at the interval defined as surface to one foot bgs was labeled as "0-1" instead of "00-01").

4. The GPS location for boring EV-JS-02 was noted as approximate in the boring log, because the location stake was missing at the time of the survey. The sample location was reestablished by memory using aerial photos and then resurveyed using GPS.

2.9.3 Characterization Results

The following discussion is based on results of the 2008 VRP investigation. Analytical results are presented on Table 2-3. Soil boring logs are provided in Appendix A. Laboratory data packages are contained in Appendix B. Data verification and validation results are summarized in Section 3.0 and reported in Appendices C and D, respectively.

2.9.3.1 Physical Characteristics

Two soil borings within the footprint of the Former Evaporation Pond were advanced into the underlying granodiorite bedrock. Bedrock was encountered at 7 and 8 ft bgs in borings EV-JS-01 and EV-JS-02, respectively. The overlying soils generally consisted of loose silty sands with layers of cobble-size fill material.

2.9.3.2 Soil Samples

Six soil samples were collected from two locations within the Former Evaporation Pond area. No COIs were detected at concentrations exceeding the nr-SRLs or GPLs.

2.9.4 Former Evaporation Pond Subarea Summary

No COIs were detected above the nr-SRLs or GPLs in the soil samples collected from boring locations (EV-JS-01 and EV-JS-02) in the Former Evaporation Pond area.

2.10 Old D Pond Subarea

The Old D Pond subarea is located in the central portion of the Sierrita property between the Former CLEAR Plant and Former Esperanza Mill subareas (Figures 1-2 and 2-5). The APP application shows the Old D Pond located in the southern portion of the Former CLEAR Plant area. However, a recent interview and review of an aerial photograph dated 1979 (Cooper, 1979) in conjunction with a visual site inspection, indicate that the Old D Pond was actually located approximately 1,000 feet south of the Former CLEAR Plant. During the site reconnaissance URS noted an impoundment south of the Former CLEAR Plant and a concrete sump was noted in the footprint of the former impoundment. Former employees reported that this pond was used into

the 1990s, and is assumed to be the actual Old D Pond. The Old D Pond is not an APP-regulated facility.

2.10.1 Subarea Description

The Old D Pond was constructed in 1974 and reportedly received process solutions from the Former CLEAR Plant operation. As described in the 2008 VRP Investigation Work Plan, solutions were recycled and may have contained various constituents including metals and radionuclides. The Old D Pond listed in the APP as a facility "to be closed" at final mine closure has been determined to be the Former E Pond. It is Sierrita's intent to maintain the terminology of "Old D Pond" and adjust its location to what is now believed to be the actual location of Old D Pond.

The Old D Pond is located south of the Former CLEAR Plant in a topographically low area. The Old D Pond receives surface runoff from natural drainage features trending southeast along the north side of Duval Mine Road. A small earthen dam forms the east side of the pond, and provides a (wash) crossing for the dirt road that runs north from Duval Mine Road. Bedrock is present at roughly 7 ft bgs, overlain by alluvial sediments. The area surrounding the Old D Pond supports a healthy cover of native vegetation.

2.10.2 2008 VRP Investigation

URS collected the following samples to characterize the Old D Pond:

- 8 soil samples (including 1 duplicate) from soil borings at 3 judgmental (JS) sample locations
- 12 sediment (SD) samples from borings at 6 sediment sample locations

Refer to Figure 2-5 for the locations of the soil and sediment samples. Refer to Table 2-4 for sample designations, sampling depth intervals, and analytical results.

The three judgmental soil borings (OD-JS-01, OD-JS-02, and OD-JS-03) were advanced to the top of bedrock within the footprint of the Old D Pond. A total of eight (including one duplicate) soil samples were collected from the three borings. The sample depth intervals ranged between 0 to 7 ft bgs. Specific soil sample intervals for each boring are listed on Table 2-4. The deepest soil sample collected was from 7 ft bgs at sample location OD-JS-02.

Sediment samples were collected to evaluate an unnamed wash originating at the Former CLEAR Plant area. Six sediment sample locations (OD-SD-01 through OD-SD-06) were

established in the drainage in the vicinity of the Old D Pond. Two soil samples were collected from each boring at depth intervals from 0 to 1.5 and 1.5 to 3 ft bgs.

Deviations from the Work Plan (URS 2008) were made due to actual conditions encountered in the field:

1. The Work Plan proposed collecting 12 soil samples from two judgmental sample locations; however eight soil samples (including one duplicate) were collected from three judgmental sample locations because the depth to bedrock was less than anticipated in the Work Plan.
2. One judgmental sample location (OD-JS-03) was added to characterize the centermost portion of Old D Pond.
3. At some boring locations soils samples were erroneously collected at 0 to 1 and 1 to 3 ft bgs instead of 0 to 1.5 and 1.5 to 3 ft bgs intervals specified in the Work Plan.
4. The last two fields in the sample identifier describing the top and bottom sampled intervals were slightly different from the naming convention in the Work Plan (e.g., sample collected at the interval defined as surface to one foot bgs was labeled as "0-1" instead of "00-01").

2.10.3 Characterization Results

The following discussion is based on results of the 2008 VRP investigation. Analytical results are presented on Table 2-4 and summarized on Figure 2-6. Figure 2-6 only shows sample results for borings with concentrations greater than the nr-SRL or GPL. Soil boring logs are provided in Appendix A. Laboratory data packages are contained in Appendix B. Data verification and validation results are summarized in Section 3.0 and reported in Appendices C and D, respectively.

2.10.3.1 Physical Characteristics

Three soil borings within the footprint of the Old D Pond were advanced to the top of the underlying granodiorite bedrock. Bedrock was encountered between 2 and 9 ft bgs with the deeper bedrock depth occurring along the south edge of the pond. The soils overlying bedrock generally consisted of loose silty sands with layers of cobble-sized fill material.

2.10.3.2 Soil Samples

Eight soil samples (including one duplicate) were collected from three locations within the footprint of the Old D Pond. The surface soil sample collected from a depth of 0 to 1 ft bgs at

boring OD-JS-03 had an arsenic concentration (10.6 mg/kg) that slightly exceeded the nr-SRL (10 mg/kg). Arsenic concentrations in the other soil samples collected within the Old D Pond were significantly less than the nr-SRL. Additionally, arsenic concentrations in all collected soil samples were less than the GPL.

2.10.3.3 Sediment Samples

Twelve sediment samples were collected from six borings along the unnamed drainage and adjacent to the Old D Pond. Four locations were sampled upstream and two locations were sampled downstream of the Old D Pond. No COIs were detected at concentrations greater than their respective nr-SRLs or the GPLs.

2.10.4 Old D Pond Subarea Summary

Arsenic was detected at a concentration that slightly exceeded the nr-SRL but less than the GPL in the soil sample collected from 0 to 1 foot bgs at location OD-JS-03. At the same location, primary and duplicate samples were collected at 1 to 3 ft bgs. The detected concentrations of arsenic in both the primary and duplicate samples were less than the nr-SRL and GPL. None of the other judgmental samples collected within the footprint of the Old D Pond had COIs concentrations greater than their respective nr-SRLs or GPLs.

2.11 Former Esperanza Mill Subarea

The Former Esperanza Mill subarea is located in the central portion of the Sierrita property (Figures 1-2 and 2-7). The Former Esperanza Mill subarea comprises an area of roughly 128 acres. The Former C Pond and C Pond Spoils, Former Raffinate Pond, and Former Laydown Yard subareas are located within the Former Esperanza Mill subarea as illustrated on Figure 2-7. The Former Esperanza Mill is an inactive area of historical operations that is not an APP-regulated facility. The Former C Pond and C Pond Spoils, Former Raffinate Pond, and Former Laydown Yard are discussed in Sections 2.12, 2.13, and 2.14, respectively.

2.11.1 Subarea Description

Information regarding the Former Esperanza Mill was obtained through interviews with current and former employees and a review of historical aerial photographs. An aerial photograph from 1959 (Cooper, 1959) shows the location of the former mill, thickeners, and ponds that were associated with the former mill operations. The Former Esperanza Mill processed sulfide ore from 1959 through 1981 (HGC 2008). No information has been found regarding specific processing methods. The former operations included a mill, two thickeners, and a raw water pond. Tailing from the Former Esperanza Mill was conveyed via pipeline to the Esperanza

Tailing Impoundment located 1/2-mile southeast of the Former Esperanza Mill. Figure 2-7 illustrates the locations of features and former impoundments that were identified on historical aerial photographs.

The topography of the Former Esperanza Mill subarea slopes gently to the east-southeast. Much of the area has been disturbed by grading to facilitate historical and current mine-related activities and easements. The Former Esperanza Mill subarea is bordered by Amargosa Wash on the south and Demetrie Wash on the east. Duval Canal Extension trends west to east along the north side of the former mill area. The northwestern portion of the area is cut into bedrock with fill extending eastward. A drainage channel (topographic low) extends from near the base of the former thickeners and trends southeast across the former mill area.

Numerous work/storage shops and office buildings along with equipment storage areas are located in the northwest portion of the Former Esperanza Mill subarea. The remaining, and largest portion of the Former Esperanza Mill subarea consists of disturbed areas (cut and fill) within rock outcrops and washes. A sparse cover of native vegetation is present in the undisturbed area.

2.11.2 2004 HGC Investigation

The following soil samples were collected during a 2004 investigation at the Former Esperanza Mill area:

- 9 surface soil samples from 9 locations (EM)
- 6 subsurface soil samples from 2 trenches (EM-T)

2.11.3 2008 VRP Investigation

URS collected the following samples to further characterize the Former Esperanza Mill subarea:

- 26 random grid soil samples from soil borings at 9 locations
- 2 soil samples from 1 judgmental (JS) sample location

Refer to Figure 2-7 for the locations of the soil samples. Refer to Table 2-5 for sample designations, sampling depth intervals, and analytical results.

Grid soil samples (EM-C22, EM-E24, EM-G27, EM-H22, EM-K24, EM-M26, EM-N29, EM-P24, and EM-X26) were collected from nine randomly selected nodes on a 200-foot grid applied to the roughly 128 acres that constitute the Former Esperanza Mill subarea. The sample depth

intervals ranged from 0 to 1 to 10 to 11 ft bgs. Specific soil sample intervals for each boring are listed on Table 2-5.

Judgmental soil samples were also collected from boring EM-JS-01 at depth intervals of 0 to 1 and 1 to 3 ft bgs. Boring EM-JS-01 was added to the soil characterization program based on field observations of visual surface soil staining and discoloration.

Deviations from the Work Plan (URS 2008) were made due to actual conditions encountered in the field:

1. The Work Plan initially proposed collecting 60 soil samples from 10 grid sample locations; however, only 26 samples were collected from nine grid sample locations because the depth to bedrock was less than anticipated. The tenth grid boring was drilled in the Former C Pond and C Pond Spoils subarea (See Section 2.12). One judgmental soil boring (EM-JS-01) was added in the Former Esperanza Mill subarea based on field observation of surface soil staining. Two soil samples were collected at depth intervals of 0 to 1 and 1 to 3 ft bgs in judgmental boring EM-JS-01.

2. In all boring locations soils samples were erroneously collected at 0 to 1 and 1 to 3 ft bgs instead of 0 to 1.5 and 1.5 to 3 ft bgs intervals specified in the Work Plan.

3. The last two fields in the sample identifier describing the top and bottom sampled intervals were slightly different from the naming convention in the Work Plan (e.g., sample collected at the interval defined as surface to one foot bgs was labeled as “0-1” instead of “00-01”).

2.11.4 Characterization Results

The following discussion includes results from the 2004 investigation and the 2008 VRP investigation. Analytical results are presented on Table 2-5 and summarized on Figure 2-8. Figure 2-8 only shows sample results for borings with concentrations greater than the nr-SRL or GPL. Soil boring logs are provided in Appendix A. Laboratory data packages are contained in Appendix B. Data verification and validation results are summarized in Section 3.0 and reported in Appendices C and D, respectively.

2.11.4.1 Physical Characteristics

Nine random and one judgmental soil borings in the Former Esperanza Mill subarea were advanced to the underlying granodiorite bedrock. Bedrock was encountered at a depth of 3.5 to 12 ft bgs. Surface elevations in the area are variable with most areas having been disturbed by

excavation or filling activities. Materials overlying bedrock generally consist of fill or sandy silts to silty sands.

2.11.4.2 Soil Samples

A total of 43 soil samples were collected from 21 locations across the Former Esperanza Mill subarea. The most commonly detected metal exceeding the nr-SRL is arsenic. Arsenic concentrations ranged from 1.1 to 101 mg/kg. Antimony exceeded its GPL in one sample. In addition, chromium was also detected in some samples at concentrations that exceeded the r-SRL for hexavalent chromium. A summary of the results for arsenic and antimony that exceeded the nr-SRLs or GPLs are shown on Figure 2-8.

Arsenic was detected at concentrations greater than the nr-SRL (10 mg/kg) in eight soil samples collected from eight sample locations. Seven of the samples that exceeded the nr-SRL were collected from a depth interval of 0 to 1 ft bgs. Five of these samples, including sample EM-17 which had the highest arsenic concentration (101 mg/kg) were collected during the 2004 HGC investigation from a depth interval of 0 to 0.25 ft bgs. Only one sample from below 1 ft bgs exceeded the nr-SRL; it was collected from trench EM-T-3 at a depth 4 ft bgs. The GPL (290 mg/kg) for arsenic was not exceeded in any of the samples.

Antimony was detected in one soil sample (EM-17) from a depth interval of 0 to 0.25 ft bgs at a concentration (69 mg/kg) greater than the GPL (35 mg/kg). None of the other antimony results exceeded the GPL. The nr-SRL (410 mg/kg) for antimony was not exceeded in any of the samples.

Chromium was detected in majority of the soil samples. Three samples contained chromium at concentrations ranging from 33 to 90 mg/kg exceeding the r-SRL screen for hexavalent chromium (30 mg/kg). These three samples were collected during the 2004 HGC investigation in which the chromium concentrations were significantly less than the r-SRL and nr-SRL for total chromium established at that time of 2,100 and 4,500 mg/kg, respectively. Therefore, none of these samples were analyzed for hexavalent chromium. However, when examining other subareas where hexavalent chromium analysis was performed on selected soil samples with total chromium ranging from 33 to 193 mg/kg (See Sections 2.13.4.2 and 2.14.4.2); hexavalent chromium was not detected in these samples above reporting limits. Therefore, considering that hexavalent chromium has not been used at the Sierrita site and is not likely to be stable in the geochemical environment of the surface and shallow subsurface soils, it is assumed that trivalent chromium is the most likely form of chromium present at the site. Given these considerations, the soil chromium results were compared to the trivalent chromium nr-SRL (1,000,000 mg/kg) in

this report. None of the reported chromium concentrations in all collected soils samples exceeded the nr-SRL for trivalent chromium. Additionally, none of the reported chromium concentrations exceeded the GPL (590 mg/kg).

Barium, beryllium, cobalt, copper, lead, manganese, molybdenum, nickel, selenium, thallium, uranium, and zinc were detected in most of the soil samples but at concentrations less than their respective nr-SRL or GPL. Cadmium and mercury were generally not detected above their reporting limits in most of the soil samples.

2.11.5 Former Esperanza Mill Subarea Summary

Arsenic and antimony were the only COIs detected in soil at concentrations that exceeded their nr-SRL and GPL, respectively. The analytical results from the 2004 HGC investigation and the 2008 VRP investigation indicate that arsenic is present in the near surface (0 to 1 ft bgs) soils across the Former Esperanza Mill subarea. Concentrations of arsenic were detected in all 43 samples submitted for analysis, with 8 samples exceeding the nr-SRL. Antimony was only detected in one near surface soil sample at a concentration greater than its GPL. None of the antimony soil results exceeded the nr-SRL.

Arsenic concentrations greater than the nr-SRL appear to be found in near surface soils (0 to 1 ft bgs) or fill debris in an area just south of the Duval Canal Extension. Arsenic concentrations greater than the nr-SRL were not detected in subsurface soils (i.e., below 1 ft bgs) except for one sample collected at a depth of 4 ft bgs at trench location EM-T-3. The other soil samples collected at depth intervals ranging up to 10 to 11 ft bgs had arsenic concentrations less than the nr-SRL and GPL.

2.12 Former C Pond and C Pond Spoils Subarea

The Former C Pond and C Pond Spoils subarea consists of the Former C Pond and C Pond Spoils. The Former C Pond is an inactive, backfilled pond located within the easternmost portion of the Former Esperanza Mill subarea, near the northwest corner of the confluence of Demetrie and Amargosa Washes (Figure 2-9). The Former C Pond measured roughly 550 feet by 550 feet and was approximately 7.14 acres in area. During operations, sediments that accumulated in the Former C Pond were periodically removed using a dredge line and the dredged spoils were placed on the east and west sides of the current Duval Canal Extension. These spoils were placed in an area referred to as the C Pond Spoils. The Former C Pond and C Pond Spoils subarea is not an APP-regulated facility.

2.12.1 Subarea Description

Information regarding the Former C Pond and C Pond Spoils was obtained through interviews with current and former employees. The Former C Pond was previously reported to be associated with the Former Esperanza Mill; however, recent interviews indicated that the Former C Pond was not associated with the Former Esperanza Mill but was instead used to collect surface runoff from the Sierrita Mill. According to the 1994 APP application prepared by Errol L. Montgomery & Associates (ELMA) and Dames and Moore (DM) (ELMA/DM, 1994), the Former C Pond was never used as an operations pond nor used to contain fluids from leaching operations. Water retained in the Former C Pond was overflow from the old Duval Canal during storm events and surface runoff from parts of the Former Esperanza Mill subarea. Mill staff reported that the Former C Pond also received surface water runoff from the Sierrita crusher dust collector area. The runoff from the dust collector area contained very fine grained sediment and had a relatively high concentration of copper. Sumps located in the Former C Pond filled with the fine-grained sediment that clogged the pumps. The sumps were periodically excavated to remove sediment buildup and unclog the pumps. The excavated sediment was placed on the ground surface immediately east of the Former C Pond, in an area (Former C Pond Spoils subarea) bounding the current Duval Canal Extension. The construction of the Duval Canal Extension in 1994 eliminated the need for surface water runoff collection in the Former C Pond.

The Former C Pond is located in a topographically flat (level) area at the east end of the Former Esperanza Mill subarea. The topography of the Former Esperanza Mill subarea slopes gently to the east-northeast. Currently, the Former C Pond subarea is being used by Freeport-McMoRan Copper and Gold (Sierrita's parent company) for pilot water treatment plants designed to test technologies for the removal of sulfate from water. One plant has been completed and is fully operational while construction has begun on a second plant. There are plans for an eventual third plant. The Duval Canal Extension and an adjacent road occur along the east side of the Former C Pond, separating it from the C Pond Spoils area. The C Pond Spoils are located within a 404 Mitigation Area and support a dense cover of native vegetation.

2.12.2 2004 HGC Investigation

The following soil samples were collected during HGC's 2004 investigation in the vicinity of the Former C Pond and C Pond Spoils:

- 1 surface soil sample from 1 location (EM-26)
- 2 subsurface soil samples from 1 trench location (EM-T-4)

2.12.3 2008 VRP Investigation

URS collected the following samples to further characterize the Former C Pond and C Pond Spoils:

- 3 random grid soil samples from a soil boring at 1 grid location
- 37 soil samples (including 1 duplicate) from 11 soil borings at judgmental (JS) sample locations

Refer to Figure 2-9 for the locations of the soil samples. Refer to Table 2-6 for sample designations, sampling depth intervals, and analytical results.

Three grid soil samples were collected from a soil boring (EM-U25) that originated from the randomly selected node on the 200-foot grid applied to the Former Esperanza Mill subarea that fell within the boundary of the C Pond Spoils subarea. The sample depth intervals ranged between 0 to 5.5 ft bgs. Specific soil sample intervals for each boring are listed on Table 2-6.

Thirty-seven judgmental soil samples were collected from 11 soil borings (CS-JS-01 through CS-JS-06 and C-JS-01 through C-JS-05) at nine locations identified in the Work Plan plus two additional locations added during the field investigation.

Deviations from the Work Plan (URS 2008) were made due to actual conditions encountered in the field as follows:

1. The Work Plan proposed collecting 54 soil samples from nine sample locations; however, only 40 samples (including one duplicate) were collected from 12 sample locations because the depth to bedrock was less than anticipated in the Work Plan.
2. Three additional judgmental sample locations (CS-JS-04, CS-JS-05, and CS-JS-06) were added in the C Pond Spoils area. These locations were added because the initial locations (CS-JS-01, CS-JS-02, and CS-JS-03) were not staked within the actual spoils area.
4. In all boring locations soils samples were erroneously collected at 0 to 1 and 1 to 3 ft bgs instead of 0 to 1.5 and 1.5 to 3 ft bgs intervals specified in the Work Plan.
3. The last two fields in the sample identifier describing the top and bottom sampled intervals were slightly different from the naming convention in the Work Plan (e.g., sample collected at the interval defined as surface to one foot bgs was labeled as “0-1” instead of “00-01”).

2.12.4 Characterization Results

The following discussion includes results from the 2004 HGC investigation and the 2008 VRP investigation. Analytical results are presented on Table 2-6 and summarized on Figure 2-10. Figure 2-10 only shows sample results for borings with concentrations greater than the nr-SRL or GPL. Soil boring logs are provided in Appendix A. Laboratory data packages are contained in Appendix B. Data verification and validation results are summarized in Section 3.0 and reported in Appendices C and D, respectively.

2.12.4.1 Physical Characteristics

Six soil borings within the footprint of the Former C Pond subarea were advanced to the top of the underlying granodiorite bedrock. Bedrock was encountered at depths between 4 and 17 ft bgs. The top of bedrock was deeper to the east and south of the Former C Pond. The soils overlying bedrock generally consist of loose silty sands to sandy silt with occasional layers of cobble-size fill material.

2.12.4.2 Soil Samples

A total of 43 soil samples (including 1 duplicate) were collected from 14 locations across the Former C Pond and C Pond Spoils subarea. Arsenic soil concentrations ranged from 1.2 to 23 mg/kg. Concentrations of lead in soil ranged from 3.5 to 3,740 mg/kg. In some samples, arsenic and lead concentrations exceeded their respective nr-SRLs, and lead exceeded its GPL. In addition, chromium was also detected in one sample at a concentration that exceeded the r-SRL for hexavalent chromium. Figure 2-10 only shows sample results for borings with arsenic and lead concentrations greater than the nr-SRL or GPL.

Arsenic was detected at concentrations greater than the nr-SRL (10 mg/kg) in four (including 1 duplicate) soil samples collected from 3 of 14 sample locations. All four samples that exceeded the arsenic nr-SRL were collected from a depth interval of 0 to 3 ft bgs. The arsenic GPL (290 mg/kg) was not exceeded by any of the sample results.

Lead was detected at a concentration above its nr-SRL (800 mg/kg) in one sample (C-JS-05-01-03) and above its GPL (290 mg/kg) in five samples (CS-JS-01-5-7, C-JS-02-10-11, C-JS-05-0-1, C-JS-05-1-3, and EM-U25-05-5-5.5). The highest lead soil concentration (3,740 mg/kg) was detected in C-JS-05-1-3 at a depth interval of 1 to 3 ft bgs. The sample was collected near an area covered with chipped wood debris. To evaluate the soil lead leachability, SPLP analyses were conducted on three soil samples (C-JS-02-10-11, C-JS-05-0-1 and C-JS-05-1-3) with soil lead concentrations ranging from 376 to 3,740 mg/kg, exceeding the GPL. The highest SPLP lead result was reported for the sample C-JS-05-1-3 at 0.001 milligrams per liter (mg/L), which is less

than the ADEQ aquifer water quality standard (AWQS) of 0.05 mg/L. The SPLP lead result of the other two samples were less than their reporting limits; however, for C-JS-02-10-11 the reporting limit of 0.2 mg/L was greater than the AWQS. The corresponding SPLP lead method detection limit (MDL) for C-JS-02-10-11 at <0.04 mg/L was less than the AWQS. SPLP lead analysis was not conducted for samples CS-JS-01-5-7 and EM-U25-05-5-5.5 as total lead concentrations for these samples were within the range reported in the other three samples where SPLP analyses were performed.

Chromium was detected in majority of the soil samples. One sample CS-JS-01-1-3, collected during the 2008 VRP investigation, contained chromium at a concentration of 37 mg/kg exceeding the r-SRL screen for hexavalent chromium (30 mg/kg). A request for hexavalent chromium analysis was made, but the wrong sample (CS-JS-01-0-1) was analyzed. However, when examining other subareas where hexavalent chromium analysis was performed on selected soil samples with total chromium ranging from 33 to 193 mg/kg (See Sections 2.13.4.2 and 2.14.4.2); hexavalent chromium was not detected in these samples above reporting limits. Therefore, considering that hexavalent chromium has not been used at the Sierrita site and is not likely to be stable in the geochemical environment of the surface and shallow subsurface soils, it is assumed that trivalent chromium is the most likely form of chromium present at the site. Given these considerations, the soil chromium results were compared to the trivalent chromium nr-SRL (1,000,000 mg/kg) in this report. None of the reported chromium concentrations in all collected soils samples exceeded the nr-SRL for trivalent chromium. Additionally, none of the reported chromium concentrations exceeded the GPL (590 mg/kg).

Antimony, barium, beryllium, cobalt, copper, manganese, molybdenum, nickel, selenium, thallium, uranium, and zinc were detected in most of the soil samples but the detected concentrations were less than their respective nr-SRL or GPL. Cadmium and mercury were generally not detected above their reporting limits in most of the soil samples.

2.12.5 Former C Pond and C Pond Spoils Subarea Summary

The eastern half of the Former C Pond and the northern portion of the C Pond Spoils subarea have soil arsenic and lead concentrations that exceed their respective nr-SRL and/or GPL. Arsenic was detected at concentrations greater than the nr-SRL (10 mg/kg) in four (including 1 duplicate) soil samples collected from 3 of 14 sample locations (EM-26, C-JS-05, and CS-JS-05). All four samples that exceeded the arsenic nr-SRL were collected from a depth interval of 0 to 3 ft bgs. The distribution of arsenic in soil appears to be spatially random with the exception that it appears to be found at depths from 0 to 3 ft bgs. The arsenic GPL (290 mg/kg) was not exceeded by any of the sample results.

Lead was detected at a concentration above its nr-SRL (800 mg/kg) in one sample (C-JS-05-1-3) and above its GPL (290 mg/kg) in 5 soil samples in 4 borings (CS-JS-01, CS-JS-02, C-JS-05, and EM-U25) at depths from 0 to 11 ft bgs. The highest lead soil concentration (3,740 mg/kg) was detected in C-JS-05 at a depth interval of 1 to 3 ft bgs. Lead concentrations appear to be random with respect to the location and depth of samples. The reported SPLP leachable lead concentrations in two samples (<0.0005 mg/L and 0.001 mg/L) and the MDL in one samples (<0.04 mg/L) were less than the ADEQ AWQS of 0.05 mg/L and do not appear to pose a threat to groundwater quality.

2.13 Former Raffinate Pond Subarea

The Former Raffinate Pond subarea is an inactive, unlined, and backfilled pond located within the central portion of the Former Esperanza Mill area (Figures 1-2 and 2-11). The Former Raffinate Pond is not an APP-regulated facility.

2.13.1 Subarea Description

Information regarding the Former Raffinate Pond was obtained through interviews with current and former employees and a review of historical aerial photographs. A 1979 aerial photograph (Cooper, 1979) depicts the Former Raffinate Pond immediately southeast of the Esperanza Mill building. The Former Raffinate Pond was irregularly shaped, and measured roughly 600 feet by 660 feet. The pond was previously used for containment of raffinate generated at the Precipitation Plant. Use of the Former Raffinate Pond was terminated when the current Raffinate Pond was constructed. No additional information for the Former Raffinate Pond regarding the years of operation or construction specifics has been located.

The Former Raffinate Pond is located in a low area. The topography of the Former Esperanza Mill area slopes gently to the east-northeast. The Former Raffinate Pond collects surface runoff from the western portion of the Former Esperanza Mill subarea and contains some water most of the year. The central portion of the Former Raffinate Pond supports a well-established cover of vegetation. Granodiorite bedrock crops out at the surface along the southwest side of the Former Raffinate Pond. The north and east sides of the pond are bordered by fill material.

2.13.2 2004 HGC Investigation

The following soil samples were collected during HGC's 2004 investigation at the Former Raffinate Pond:

- 1 surface soil sample from 1 location (EM-9)
- 4 subsurface soil samples from 1 trench (EM-T-1)

2.13.3 2008 VRP Investigation

The following samples were collected in July and August 2008 to further characterize the Former Raffinate Pond:

- 15 soil samples (including 3 duplicates) from soil borings at 5 judgmental (JS) sample locations
- 8 sediment samples (including 4 duplicates) from soil borings at 2 sediment (SD) locations

Please refer to Figure 2-11 for the locations of the soil and sediment samples. Refer to Table 2-7 for sample designations, sampling depth intervals, and analytical results.

Five judgmental soil borings (RA-JS-01 through RA-JS-05) were advanced to the top of bedrock within the footprint of the Former Raffinate Pond. Fifteen soil samples (including 3 duplicates) were collected from the 5 borings. The sample depth intervals ranged between 0 to 7 ft bgs. Specific soil sample intervals for each boring are listed on Table 2-7. The deepest soil samples were collected from 7 ft bgs at borings RA-JS-01 and RA-JS-02.

Sediment samples (RA-SD-01 and RA-SD-02) were collected from two locations to characterize discolored sediments in the bottom of the Former Raffinate Pond. Two samples were collected from each sample location at depth intervals of 0 to 1.5 and 1.5 to 3 ft bgs. Duplicate samples were collected for all four primary sediment samples..

Deviations from the Work Plan (URS 2008) were made due to actual conditions encountered in the field:

1. The Work Plan proposed collecting 30 soil samples from 5 sample locations; however, only 15 (including 3 duplicates) samples were collected from 5 sample locations because the depth to bedrock was less than anticipated in the Work Plan.
2. In some boring locations soils samples were erroneously collected at 0 to 1 and 1 to 3 ft bgs instead of 0 to 1.5 and 1.5 to 3 ft bgs intervals specified in the Work Plan.
3. The last two fields in the sample identifier describing the top and bottom sampled intervals were slightly different from the naming convention in the Work Plan (e.g.,

sample collected at the interval defined as surface to one foot bgs was labeled as "0-1" instead of "00-01").

2.13.4 Characterization Results

The following discussion includes results from the 2004 HGC investigation and the 2008 VRP investigation. Analytical results are presented on Table 2-7 and summarized on Figure 2-12. Figure 2-12 only shows sample results for borings with concentrations greater than the nr-SRL or GPL. Soil boring logs are provided in Appendix A. Laboratory data packages are contained in Appendix B. Data verification and validation results are summarized in Section 3.0 and reported in Appendices C and D, respectively.

2.13.4.1 Physical Characteristics

Five soil borings in the Former Raffinate Pond subarea were advanced to the top of the underlying granodiorite bedrock. Bedrock was encountered between 0 and 7 ft bgs. The soils overlying bedrock generally consisted of loose silty sands with layers of cobble-sized fill material.

2.13.4.2 Soil Samples

A total of 20 soil samples (including 3 duplicates) were collected from 7 locations (RA-JS-01 through RA-JS-05, EM-9, and EM-T-1) across the Former Raffinate Pond subarea. Arsenic concentrations in soil ranged from 1 to 89.7 mg/kg. Concentrations of arsenic in 10 soil samples (including 3 duplicates) exceeded the nr-SRL (10 mg/kg) but were less than the GPL (290 mg/kg). Lead concentrations in soil ranged from 2.81 to349 mg/kg. Two soil samples had lead concentrations of lead greater than its GPL (290 mg/kg) but less than the nr-SRL (800 mg/kg). Copper concentrations in soil ranged between 62 and 88,000 mg/kg. One soil sample had copper concentrations greater than the nr-SRL. Chromium was also detected in two samples at concentrations that exceeded the r-SRL for hexavalent chromium. In addition, the chromium result in sample RA-JS-02-0-1D was reported <50 mg/kg; however this reporting limit exceeded the r-SRL for hexavalent chromium. Figure 2-12 shows sample results for borings with arsenic, lead, and copper concentrations greater than the nr-SRL or GPL.

Arsenic was detected at concentrations greater than the nr-SRL (10 mg/kg) in 10 soil samples (including 3 duplicates) collected from 3 sample locations (RA-JS-01, RA-JS-02, and EM-T-1). All samples with arsenic concentrations greater than the nr-SRL were collected from 0 to 7 ft bgs. The deepest borings encountered refusal at 7 ft bgs at two judgmental sample locations. The GPL (290 mg/kg) for arsenic was not exceeded in any samples.

All soil lead concentrations for samples collected in this subarea were less than the nr-SRL. Lead was detected at concentrations exceeding the GPL (290 mg/kg) in two samples from one location (RA-JS-02). Lead was detected in RA-JS-02-0-1D (a duplicate) and RA-JS-02-1-3 at concentrations of 326 and 349 mg/kg, respectively. The samples were collected from a depth interval of 0 to 3 ft bgs. The lead concentration (137 mg/kg) in the primary sample for the duplicate (RA-JS-02-0-1) was less than the GPL. SPLP lead analysis was performed on RA-JS-02-1-3, the sample that contained the higher lead concentration (349 mg/kg) exceeding the GPL, to determine its lead leachability. The reported lead SPLP concentration was <0.2 mg/L which is above the ADEQ AWQS (0.05 mg/L); however the corresponding MDL was <0.04 mg/L. SPLP lead analysis was not conducted for RA-JS-02-0-1D, since the sample containing the higher lead concentration had been analyzed for SPLP lead.

Copper was detected in one soil sample (a duplicate [RA-JS-02-0-1D]) from a depth interval of 0 to 1 ft bgs at a concentration of 88,000 mg/kg, which exceeds the copper nr-SRL (41,000 mg/kg). The primary sample (RA-JS-02-0-1) had a copper concentration (30,200 mg/kg) less than the nr-SRL. None of the other soil copper results were greater than its nr-SRL. No GPL is established for copper.

Chromium was detected in majority of the soil samples. Two samples, RA-JS-02-5-7 and its duplicate RA-JS-02-5-7D, contained chromium at concentrations of 35 and 33 mg/kg, respectively, exceeding the r-SRL screen for hexavalent chromium (30 mg/kg). The chromium result in sample RA-JS-02-0-1D was reported <50 mg/kg; however this reporting limit also exceeded the r-SRL for hexavalent chromium. Subsequent hexavalent chromium analysis was performed on samples RA-JS-02-5-7 and RA-JS-02-5-7D, and the corresponding results indicated that hexavalent chromium was <8 and < 7 mg/kg, respectively. Hexavalent chromium analysis was not performed on RA-JS-02-0-1D, since the corresponding MDL was <10 mg/kg, which is below the r-SRL for hexavalent chromium. Therefore, considering that hexavalent chromium has not been used at the Sierrita site and is not likely to be stable in the geochemical environment of the surface and shallow subsurface soils, it is assumed that trivalent chromium is the most likely form of chromium present at the site. Given these considerations, the soil chromium results were compared to the trivalent chromium nr-SRL (1,000,000 mg/kg) in this report. None of the reported chromium concentrations in all collected soils samples exceeded the nr-SRL for trivalent chromium. Additionally, none of the reported chromium concentrations exceeded the GPL (590 mg/kg).

Antimony, barium, beryllium, cobalt, manganese, mercury, molybdenum, nickel, selenium, thallium, uranium, and zinc were detected in most of the soil samples but the detected

concentrations were less than their respective nr-SRL or GPL. Cadmium was generally not detected above the reporting limit in most of the soil samples.

2.13.4.3 Sediment Samples

Eight sediment samples (including four duplicates) were collected from two locations (RA-SD-01 and RA-SD-02) along the drainage in the northern portion of the Former Raffinate Pond. A duplicate sample was collected with each primary sample. The samples were collected between 0 and 3 ft bgs. Arsenic was detected above the nr-SRL (10 mg/kg) in every sediment sample at concentrations ranging from 10.1 to 55.1 mg/kg. None of the sediment arsenic concentrations were greater than its GPL (290 mg/kg). No other COIs were detected at concentrations above their respective nr-SRLs or GPLs in the sediment samples.

2.13.5 Former Raffinate Pond Subarea Summary

Arsenic, lead, and copper were the only COIs detected in soil samples at concentration(s) exceeding their nr-SRLs; lead was the only COI detected in soil at concentrations exceeding its GPL. The analytical results from the 2004 investigation and the 2008 URS investigation indicate that arsenic is the most frequently detected COI that exceeds the nr-SRL in soils and sediments in the Former Raffinate Pond subarea. Arsenic was detected in all 28 soil and sediment samples (including 7 duplicates) submitted for analysis, with 18 samples (including 7 duplicates) containing arsenic at concentrations exceeding its nr-SRL. All of the arsenic concentrations were less than its GPL. The lead and copper concentrations greater than their GPL and nr-SRL, respectively, only occurred at one sample location (RA-JS-02) at a depth interval of 0 to 3 ft bgs.

Soils and sediments in the west-central portion of the Former Raffinate Pond contain arsenic at concentrations exceeding its nr-SRL to a depth of at least 7 ft bgs, where the top of bedrock was encountered. Two sediment sample locations, RA-SD-01 and RA-SD-02, were advanced using a hand auger to a target depth of 3 ft bgs. The sediment samples also had arsenic concentrations greater than the nr-SRL to 3 ft bgs.

2.14 Former Laydown Yard Subarea

The Former Laydown Yard is located in the central portion of the Sierrita property within the Former Esperanza Mill subarea (Figures 1-2 and 2-13). The Former Laydown Yard comprises an area of approximately 2 acres. The Former Laydown Yard is an inactive, historical operation that is not an APP-regulated facility.

2.14.1 Subarea Description

Interviews with current Sierrita employees indicate that the Former Laydown Yard was used from the 1960's until the Esperanza Mill was demolished in 2005. During this time period, the Former Laydown Yard was used to store equipment, new drums, and salvage materials from decommissioned site facilities such as the Former Esperanza Mill. A subcontractor removed and salvaged the rusted drums and other equipment. The Former Laydown Yard is currently used by a contractor for their mobile office and a few pieces of mobile equipment

The topography of the Former Laydown Yard slopes gently to the southeast. The Former Laydown Yard appears to be largely fill material. The southeastern extent of the fill material forms a steep slope, at a height of approximately 15 feet. Mill balls and miscellaneous metal debris are still visible within the fill material.

2.14.2 2004 HGC Investigation

The following sample was collected during HGC's 2004 investigation at the Former Laydown Yard:

- 1 surface soil sample at 1 location (EM-20)

2.14.3 2008 VRP Investigation

In July and August 2008, URS collected the following samples to supplement the 2004 data:

- 16 soil samples (including 1 duplicate) from soil borings at 4 judgmental (JS) sample locations

Refer to Figure 2-13 for the locations of the soil samples. Refer to Table 2-8 for sample designations, sampling depth intervals, and analytical results.

Sixteen soil samples (including 1 duplicate) were collected from four judgmental soil borings (EM-JS-02 and EM-JS-06 through EM-JS-08) within the footprint of the Former Laydown Yard. These locations were not included as part of the Work Plan, but were added during the VRP investigation to characterize this newly identified subarea. The sample depth intervals ranged from 0 to 1 to 15 to 16 ft bgs. Specific soil sample intervals for each boring are listed on Table 2-8. The deepest soil samples were collected from 16 ft bgs at boring EM-JS-07.

Deviations from the Work Plan (URS 2008) were made due to actual conditions encountered in the field:

1. The field work at the Former Laydown Yard is a deviation from the Work Plan (URS 2008). All of the collected soil samples are additions to the Work Plan.

2. In all boring locations soils samples were erroneously collected at 0 to 1 and 1 to 3 ft bgs instead of 0 to 1.5 and 1.5 to 3 ft bgs intervals specified in the Work Plan.

3. The last two fields in the sample identifier describing the top and bottom sampled intervals were slightly different from the naming convention in the Work Plan (e.g., sample collected at the interval defined as surface to one foot bgs was labeled as "0-1" instead of "00-01").

2.14.4 Characterization Results

The following discussion is based on results of the 2004 HGC investigation and the 2008 VRP investigation. Analytical results are presented on Table 2-8 and summarized on Figure 2-14. Soil boring logs are provided in Appendix A. Laboratory data packages are contained in Appendix B. Data verification and validation results are summarized in Section 3.0 and reported in Appendices C and D, respectively.

2.14.4.1 Physical Characteristics

Four soil borings were advanced through the Former Laydown Yard fill material to the top of the underlying granodiorite bedrock. The thickness of the fill material appears to range from 3.5 to 15 feet. The top eight feet of fill was characterized as dry, loose, silty sand. Below eight feet the fill material was characterized as black stained silty sand possessing a hydrocarbon odor. Material that appeared to be asphalt was observed in some of the borings.

2.14.4.2 Soil Samples

Seventeen soil samples (including 1 duplicate) were collected from 5 borings within the footprint of the Former Laydown Yard. Arsenic, molybdenum, and lead concentrations in some of the soil samples were greater than their respective nr-SRLs and/or GPLs. Chromium was also detected in four samples at concentrations that exceeded the r-SRL for hexavalent chromium. A summary of the results are listed on Table 2-8 and shown on Figure 2-14. Figure 2-14 only shows sample results for borings with arsenic, lead, and molybdenum concentrations greater than the nr-SRL and/or GPL.

Arsenic was detected in all soil samples at concentrations ranging from 3.4 to 64.8 mg/kg. Arsenic was detected at concentrations greater than the nr-SRL (10 mg/kg) in 11 soil samples collected from 4 borings. Arsenic concentrations exceeding the nr-SRL were found in soils to a

depth of 16 ft bgs in boring EM-JS-07. The arsenic GPL (290 mg/kg) was not exceeded by any of the sample results.

Lead was detected in all soil samples at concentrations ranging from 33.5 to 999 mg/kg. Lead was detected at concentrations above the nr-SRL (800 mg/kg) in one sample from boring EM-JS-08 at a depth interval of 5 to 7 ft bgs, which was also the highest reported soil lead concentration (999 mg/kg). Soil lead concentrations exceeded its GPL (290 mg/kg) in three soil samples (EM-JS-02-1-3, EM-JS-08-5-7, and EM-JS-08-10-12) collected from two borings (EM-JS-02 and EM-JS-08). To evaluate the soil lead leachability, SPLP analyses was conducted on all three soil samples (EM-JS-02-1-3, EM-JS-08-5-7 and EM-JS-08-10-12). The SPLP lead results for EM-JS-08-5-7 and EM-JS-08-10-12 were both <0.0005 mg/L. The SPLP lead results for EM-JS-02-1-3 was <0.2 mg/L, which exceeds the ADEQ AWQS of 0.05 mg/L; however, the corresponding MDL was <0.04.

Molybdenum was detected in all soil samples at concentrations ranging from 8 to 6,830 mg/kg. The highest soil molybdenum concentration (6,830 mg/kg) was detected in EM-JS-07 at a depth interval of 0 to 1 ft bgs. Molybdenum concentrations exceeded the nr-SRL (5,100 mg/kg) in four samples (EM-JS-07-00-01, EM-JS-07-10-12, EM-JS-08-05-07, and EM-20) collected from three locations (EM-JS-07, EM-JS-08, and EM-20). Molybdenum concentrations exceeding the nr-SRL were found in soils to a depth of 12 ft bgs in boring EM-JS-07. No GPL has been established for molybdenum.

Chromium was detected in majority of the soil samples. Four samples contained chromium at concentrations ranging from 36 to 193 mg/kg exceeding the r-SRL screen for hexavalent chromium (30 mg/kg). Subsequent hexavalent chromium analysis was performed on the four sample and the corresponding results indicated that hexavalent chromium was below reporting limits. Therefore, considering that hexavalent chromium has not been used at the Sierrita site and is not likely to be stable in the geochemical environment of the surface and shallow subsurface soils, it is assumed that trivalent chromium is the most likely form of chromium present at the site. Given these considerations, the soil chromium results were compared to the trivalent chromium nr-SRL (1,000,000 mg/kg) in this report. None of the reported chromium concentrations in all collected soils samples exceeded the nr-SRL for trivalent chromium. Additionally, none of the reported chromium concentrations exceeded the GPL (590 mg/kg).

Antimony, barium, beryllium, cadmium, cobalt, copper, manganese, mercury, nickel, selenium, thallium, uranium, and zinc were detected in most of the soil samples but the detected concentrations were less than their respective nr-SRL or GPL.

2.14.5 Former Laydown Yard Subarea Summary

Arsenic, lead, and molybdenum were the only soil COIs detected at concentrations above nr-SRLs in the Former Laydown Yard subarea. Lead was the only soil COI detected above its GPL. Every soil boring advanced through the fill material of the Former Laydown Yard contained at least one soil sample with a COI concentration that exceeded either its nr-SRL or GPL. The random occurrence of these COIs suggests that the fill is not homogenous and may be from various sources. Based on the soil borings it appears that the fill material is laying directly on or very near the bedrock surface.

2.15 Former Rhenium Ponds Subarea

The Former Rhenium Ponds subarea consisted of three parallel impoundments located on the Esperanza Tailing Impoundment (Figures 1-2 and 2-15). The Former Rhenium Ponds are listed as a "to be closed" facility in the APP. The APP reports that the facility will be closed at mine closure under the Mine Closure Reclamation Plan.

2.15.1 Subarea Description

The Former Rhenium Ponds consisted of three impoundments excavated side by side into the surface of the Esperanza Tailing Impoundment. The ponds were used for the storage and evaporation of process solutions from the Rhenium Plant (Montgomery Watson 1999). Each pond measured roughly 380 feet long, 90 feet wide, and 10 to 12 feet deep, and were lined with geosynthetic; however, the integrity of the lining was uncertain (MWH 2005). The operation began in 1981 and continued until 1991.

In 1998 Cyprus Amax closed the impoundments. Closure of these ponds consisted of excavating sediments from the cells and recycling the material on the heap leach stockpiles. The ponds were then backfilled with tailing. In 1999 the area was capped with 12 inches of growth medium and re-vegetated.

The Former Rhenium Ponds are located at the northwest corner of the Esperanza Tailing Impoundment. The topography of the immediate and surrounding area is generally flat (i.e., level) because of the nature of tailing deposition. Surface runoff (if any) would flow east and collect in a slight depression that parallels the road located just south of the Former Rhenium Ponds. The area supports a vegetated cover of native grasses.

2.15.2 Initial Closure Sampling

To verify the 1998 closure, a test pit was excavated into the impoundment area to a depth of 12 ft bgs (MWH 2005). Soil samples were collected on December 20, 2001, every foot throughout the entire depth of the excavation. The soil samples were composited as one sample and submitted for total metals and SPLP analysis. The composite sample was designated as ORP-0118.

2.15.3 2008 VRP Investigation

URS collected the following samples to further characterize the Former Rhenium Pond subarea:

- 12 soil samples (including 2 duplicates) from soil borings at 2 judgmental (JS) locations

Refer to Figure 2-15 for the locations of the soil samples. Refer to Table 2-9 for sample designations, sampling depth intervals, and analytical results.

Twelve (including 2 duplicate) judgmental soil samples were collected from two borings (RP-JS-01 and RP-JS-02) within the footprint of the former impoundment. These borings were drilled to supplement soil data reported in the Supplement to the Aquifer Protection Permit (MWH Americas 2005) from a 12-foot deep test pit. The former Rhenium Ponds were reported to be 10 to 12 feet deep (Montgomery Watson 1999). The VRP soil borings were drilled to a depth of 20 feet to sample and analyze soils within and below the former ponds. Bedrock was not encountered in either of these borings. The soil sample depth intervals ranged from 0 to 1 to 15 to 17 ft bgs. Specific soil sample intervals for each boring are listed on Table 2-9. No monitor wells were installed nor sediment or groundwater samples collected.

2.15.4 Characterization Results

The following discussion is based on results of the 2008 VRP investigation. Analytical results are presented on Table 2-9. Soil boring logs are provided in Appendix A. Laboratory data packages are contained in Appendix B. Data verification and validation results are summarized in Section 3.0 and reported in Appendices C and D, respectively.

2.15.4.1 Physical Characteristics

Two borings, RP-JS-01 and RP-JS-02, were advanced within the footprint of the Former Rhenium Ponds into the underlying soil or tailing. The upper material generally consisted of yellowish-brown silt with sand to silty sand. The deeper materials consisted of well sorted, gray silt with sand.

2.15.4.2 Soil Samples

Twelve soil samples (including 2 duplicates) were collected from two locations (RP-JS-01 and RP-JS-02) in the Former Rhenium Ponds. In addition, one composite soil sample ORP-0118 was collected in 2001 (MWH, 2005). Analysis of these samples did not detect any concentrations of COIs that exceeded the nr-SRLs or GPLs.

2.15.5 Former Rhenium Ponds Subarea Summary

No COIs were detected at concentrations above their respective nr-SRLs or GPLs in the soil samples collected from boring locations RP-JS-01 and RP-JS-02 or during closure (MWH, 2005) in the Former Rhenium Pond subarea.

				Antimony (mg/kg)	Arsenic (mg/kg)	Barium (mg/kg)	Beryllium (mg/kg)	Cadmium (mg/kg)	Chromium (mg/kg)	Cobalt (mg/kg)	Copper (mg/kg)	Lead (mg/kg)	Manganese (mg/kg)	Mercury (mg/kg)	Molybdenum (mg/kg)	Nickel (mg/kg)	Selenium (mg/kg)	Thallium (mg/kg)	Uranium[T2] (mg/kg)	Zinc (mg/kg)
Non-Residential Soil Remediation Level (nr-SRL)[1]				410	10	170,000	1,900	510	1,000,000 (Cr III)	13,000	41,000	800	32,000	310	5,100	20,000	5,100	67	200	310,000
Groundwater Protection Level (GPL)[2]				35	290	12,000	23	29	590 (total)	NE	NE	290	NE	12	NE	590	290	12	NE	NE
Sample ID	Sample Date	Depth (ft bgs) Top	Depth (ft bgs) Bottom																	
2008 SOIL CHARACTERIZATION																				
CP-JS-01-0-1	7/15/2008	0	1	< 1 M2	7.3	654 M3,RD	1.3	< 2	8 ZG	8 ZG	1,390 M3	5.93	297 M3,ZH	< 0.2	15 ZG	8	< 0.3	0.30 ZB	2.36	45
CP-JS-01-1-3	7/15/2008	1	3	< 1 M2	12.3	336 M3,RD	< 1	< 2	7 ZG	12 ZG	781 M3	7.40	379 M3,ZH	< 0.2	53 ZG	8	0.69	< 0.3 ZB	4.29	39
CP-JS-01-5-7	7/15/2008	5	7	5.9 M2	32.8	130 M3,RD	< 1	< 2	7 ZG	12 ZG	822 M3	44.30	482 M3,ZH	< 0.2	34 ZG	7	< 0.3	0.39 ZB	5.11	42
CP-JS-01-10-12	7/15/2008	10	12	< 1 M2	28.1	159 M3,RD	< 5	< 8	< 5 ZG	< 30 ZG	506 M3	8.98	1,240 M3,ZH	< 0.2	200 ZG	< 30	1.68	0.36 ZB	7.77	65 ZG
CP-JS-02-0-1	7/11/2008	0	1	1.0 M2	6.3	36.8 M3,RK	< 1 M2,RD	< 2 MA	< 5 M2,RD	12 M2,RD,ZG	2,690 M3	39.70 BB,ZH	345 M3	< 0.2	618 M2,RD	< 5 M2,RD	3.15 N1*	< 0.3	6.34 ZH	114 M2,RD
CP-JS-02-1-3	7/11/2008	1	3	< 1 M2	2.8	77.4 M3,RK	< 1 M2,RD	< 2 MA	7 M2,RD	5 M2,RD,ZG	174 M3	7.39 BB,ZH	122 M3	< 0.2	27 M2,RD	< 5 M2,RD	< 0.3	< 0.3	0.93 ZH	34 M2,RD
CP-JS-03-0-1	7/14/2008	0	1	< 1 M2	3.3	164 M3	< 1	< 2	7	11 ZG	1700 M3	24.50	456 M3	< 0.2	75 MA	15 ZG	0.67 ZB	< 0.3 ZB	4.29	158
CP-JS-03-1-3	7/14/2008	1	3	< 1 M2	2.0	189 M3	< 1	< 2	9	12 ZG	888 M3	13.00	456 M3	< 0.2	20 MA	15 ZG	0.31 ZB	< 0.3 ZB	3.96	129
CP-JS-03-5-7	7/14/2008	5	7	< 1 M2	2.0	205 M3	< 1	< 2	8	11 ZG	1680 M3	5.98	496 M3	< 0.2	26 MA	13 ZG	0.44	0.49 ZB	5.27	78
CP-JS-04-0-1	8/27/2008	0	1	< 1 M2	4.5	165 M2	< 1	< 2	5	13 ZG	1,710	14.30	396 M3,RD	< 0.2	223 M3,RD	8 ZG	1.26	0.35 ZB	4.96 RD	82 M3
CP-JS-04-1-3	8/27/2008	1	3	< 1 M2	1.6	172 M2	< 1	< 2	5 RD	12 ZG	684	4.55	469 M3,RD	< 0.2	24 M3,RD	8 ZG	< 0.3	< 0.3 ZB	5.03 RD	77 M3
CP-JS-04-5-7	8/27/2008	5	7	< 1 M2	8.7	183 M2	< 1	< 2	5 RD	11 ZG	1,400	10.90	343 M3,RD	< 0.2	202 M3,RD	7 ZG	0.76	0.36 ZB	16.00 RD	63 M3
CP-JS-04-10-12	8/27/2008	10	12	< 1 M2	2.3	106 M2	< 1	< 2	5 RD	9 ZG	1,080	5.36	347 M3,RD	< 0.2	34 M3,RD	7 ZG	0.56	< 0.3 ZB	8.72 RD	71 M3
CP-JS-04-15-17	8/27/2008	15	17	< 1 M2	2.1	108 M2	< 1	< 2	5 RD	8 ZG	1,760	7.04	374 M3,RD	< 0.2	51 M3,RD	7 ZG	0.48	< 0.3 ZB	7.39 RD	59 M3
CP-JS-04-20	8/27/2008	20	20	< 1 M2	2.2	169 M2	< 1	< 2	7 RD	10 ZG	582	4.12	350 M3,RD	< 0.2	24 M3,RD	8 ZG	0.29	< 0.3 ZB	6.96 RD	29 M3
CP-M04-0-1	7/11/2008	0	1	2.3 M2	12.6	130 M3,RK	< 1 M2,RD	< 2 MA	9 M2,RD	9 M2,RD,ZG	9,390 M3	48.10 BB,ZH	333 M3	< 0.2	704 M2,RD	7 M2,RD	3.09 N1*	< 0.3 ZB	5.55 ZH	272 M2,RD
CP-M04-1-2.5	7/11/2008	1	2.5	1.1 M2	7.5	142 M3,RK	< 1 M2,RD	< 2 MA	26 M2,RD	5 M2,RD,ZG	3,900 M3	48.10 BB,ZH	319 M3	< 0.2	206 M2,RD	7 M2,RD	1.29 N1*	< 0.3 ZB	3.01 ZH	212 M2,RD
CP-M04-5-5.4	7/11/2008	5	5.4	< 1 M2	1.5	197 M3,RK	< 1 M2,RD	< 2 MA	6 M2,RD	11 M2,RD,ZG	1,720 M3	6.55 BB,ZH	374 M3	< 0.2	48 M2,RD	7 M2,RD	0.87 N1*	0.41 ZB	9.05 ZH	45 M2,RD
CP-M06-0-1	7/11/2008	0	1	< 1 M2	2.6	67.1 M3,RK	< 1 M2,RD	< 2 MA	6 M2,RD	< 5 M2,RD,ZG	207 M3	7.76 BB,ZH	159 M3	< 0.2	23 M2,RD	< 5 M2,RD	< 0.3	< 0.3 ZB	1.45 ZH	26 M2,RD
CP-M06-1-3	7/11/2008	1	3	< 1 M2	3.0	92.4 M3,RK	< 1 M2,RD	< 2 MA	7 M2,RD	< 5 M2,RD,ZG	200 M3	8.17 BB,ZH	157 M3	< 0.2	14 M2,RD	< 5 M2,RD	0.35 N1*	< 0.3 ZB	1.35 ZH	27 M2,RD
CP-N08-0-1	7/11/2008	0	1	< 1 M2	4.1	169 M3,RK	< 1 M2,RD	< 2 MA	5 M2,RD	11 M2,RD,ZG	1,070 M3	10.10 BB,ZH	504 M3	< 0.2	27 M2,RD	8 M2,RD	0.42 N1*	< 0.3 BB,ZB	4.77 ZH	94 M2,RD
CP-N08-1-3	7/11/2008	1	3	< 1 M2	7.5	188 M3,RK	< 1 M2,RD	< 2 MA	7 M2,RD	12 M2,RD,ZG	2,420 M3	16.30 BB,ZH	294 M3	< 0.2	149 M2,RD	9 M2,RD	0.85 N1*	0.53 ZB	8.99 ZH	161 M2,RD
CP-N08-5-7	7/11/2008	5	7	< 1 M2	7.7	186 M3,RK	< 1 M2,RD	< 2 MA	11 M2,RD	11 M2,RD,ZG	1,100 M3	9.56 BB,ZH	365 M3	< 0.2	77 M2,RD	9 M2,RD	0.54 N1*	0.41 ZB	9.35 ZH	66 M2,RD
CP-N08-10-11	7/11/2008	10	11	2.9 M2	41.9	213 M3,RK	< 1 M2,RD	< 2 MA	14 M2,RD	9 M2,RD,ZG	1,190 M3	9.66 BB,ZH	271 M3	< 0.2	106 M2,RD	9 M2,RD	1.58 N1*	0.34 ZB	9.05 ZH	73 M2,RD
CP-O03-0-1	7/11/2008	0	1	< 1 M2	2.3	251 M3,RK	< 1 M2,RD	< 2 MA	8 M2,RD	14 M2,RD,ZG	1,700 M3	5.35 BB,ZH	386 M3	< 0.2	102 M2,RD	11 M2,RD	0.45 N1*	0.40 ZB	4.91 ZH	119 M2,RD
CP-O03-1-3	7/11/2008	1	3	< 1 M2	1.2	212 M3,RK	< 1 M2,RD	< 2 MA	5 M2,RD	13 M2,RD,ZG	298 M3	1.72 BB,ZH	440 M3	< 0.2	< 5 M2,RD	11 M2,RD	0.81 N1*	0.31 ZB	7.25 ZH	77 M2,RD
CP-O09-0-1	7/11/2008	0	1	< 1 M2	3.5	142 M3,RK	< 1 M2,RD	< 2 MA	5 M2,RD	11 M2,RD,ZG	913 M3	11.20 BB,ZH	469 M3	< 0.2	69 M2,RD	8 M2,RD	0.39 N1*	0.32 ZB	4.91 ZH	106 M2,RD
CP-O09-1-3	7/11/2008	1	3	< 1 M2	3.4	187 M3,RK	< 1 M2,RD	< 2 MA	7 M2,RD	13 M2,RD,ZG	1,500 M3	26.70 BB,ZH	442 M3	< 0.2	43 M2,RD	10 M2,RD	0.45 N1*	0.35 ZB	5.66 ZH	146 M2,RD
CP-O09-5-7	7/11/2008	5	7	< 1 M2	2.6	158 M3,RK	< 1 M2,RD	< 2 MA	12 M2,RD	9 M2,RD,ZG	2,480 M3	18.60 BB,ZH	317 M3	< 0.2	36 M2,RD	9 M2,RD	0.39 N1*	< 0.3 ZB	3.40 ZH	78 M2,RD
CP-O09-10-12	7/11/2008	10	12	< 1 M2	3.7	155 M3,RK	< 1 M2,RD	< 2 MA	25 M2,RD	11 M2,RD,ZG	1,670 M3	46.10 BB,ZH	343 M3	< 0.2	73 M2,RD	11 M2,RD	0.84 N1*	0.31 ZB	3.45 ZH	123 M2,RD

Table 2-1
Former Clear Plant Subarea
Soil and Sediment Analytical Results
Sierrita Mine VRP Investigation

				Antimony (mg/kg)	Arsenic (mg/kg)	Barium (mg/kg)	Beryllium (mg/kg)	Cadmium (mg/kg)	Chromium (mg/kg)	Cobalt (mg/kg)	Copper (mg/kg)	Lead (mg/kg)	Manganese (mg/kg)	Mercury (mg/kg)	Molybdenum (mg/kg)	Nickel (mg/kg)	Selenium (mg/kg)	Thallium (mg/kg)	Uranium[T2] (mg/kg)	Zinc (mg/kg)
Non-Residential Soil Remediation Level (nr-SRL)[1]				410	10	170,000	1,900	510	1,000,000 (Cr III)	13,000	41,000	800	32,000	310	5,100	20,000	5,100	67	200	310,000
Groundwater Protection Level (GPL)[2]				35	290	12,000	23	29	590 (total)	NE	NE	290	NE	12	NE	590	290	12	NE	NE
Sample ID	**Sample Date**	**Depth (ft bgs)**																		
		Top	**Bottom**																	
CP-O09-15-17	7/11/2008	15	17	< 1 M2	1.4	155 M3,RK	< 1 M2,RD	< 2 MA	7 M2,RD	10 M2,RD,ZG	666 M3	6.56 BB,ZH	326 M3	< 0.2	16 M2,RD	9 M2,RD	< 0.3	0.36 ZB	2.62 ZH	147 M2,RD
CP-P04-0-1	7/15/2008	0	1	< 1 M2	1.6	206 M3,RD	< 1	< 2	8 ZG	7 ZG	626 M3	4.87	275 M3,ZG	< 0.2	33 ZG	7	0.48	0.37 ZB	3.77	34
CP-P04-1-3	7/15/2008	1	3	< 1 M2	1.0	154 M3,RD	< 1	< 2	< 5 ZG	8 ZG	518 M3	1.20	295 M3,ZH	< 0.2	< 5 ZG	6	< 0.3	< 0.3 ZB	2.41	39
CP-P05-0-1	7/15/2008	0	1	< 1 M2	1.6	115 M3,RD	< 1	< 2	5 ZG	9 ZG	973 M3	7.41	330 M3,ZH	< 0.2	72 ZG	7	0.34	< 0.3 ZB	4.75	55
CP-P05-1-3	7/15/2008	1	3	< 1 M2	1.1	197 M3,RD	< 1	< 2	< 5 ZG	7 ZG	289 M3	2.05	307 M3,ZH	< 0.2	< 5 ZG	6	< 0.3	< 0.3 ZB	3.16	29
2008 SOIL CHARACTERIZATION																				
CP-P07-0-1	7/17/2008	0	1	< 1 M2	1.5	99.5 MA	< 1	< 2	6	8 ZG	538	9.36 BB,ZB	293 M3	< 0.2	26	7 ZG	0.36	< 0.3 ZB	3.24	44 ZH
CP-P07-1-3	7/17/2008	1	3	< 1 M2	1.1	80.4 MA	< 1	< 2	5	7 ZG	210	3.38 BB,ZB	276 M3	< 0.2	31	6 ZG	< 0.3	< 0.3 ZB	3.79	39 ZH
CP-P07-5-7	7/17/2008	5	7	< 1 M2	1.4	101 MA	< 1	< 2	13	8 ZG	333	3.79 BB,ZB	283 M3	< 0.2	53	8 ZG	0.50	< 0.3 ZB	4.03	88 ZH
CP-P12-0-1	7/23/2008	0	1	< 1 M2	5.5	81.4 M1	< 1	< 2	13 ZG	6	1,680 M3	39.00	167 M3	< 0.2	239	31	1.48 ZB	< 0.3	3.15	96 M3
CP-P12-1-3	7/23/2008	1	3	< 1 M2	3.4	49.9 M1	< 1	< 2	10 ZG	< 5	337 M3	7.98	85.0 M3	< 0.2	9	31	< 0.3 ZB	< 0.3	1.30	27 M3
CP-Q09-0-1	7/23/2008	0	1	< 1 M2	2.3	120 M1	< 1	< 2	12 ZG	8	724 M3	4.61	202 M3	< 0.2	123	29	0.35	< 0.3	2.21	44 M3
CP-Q09-1-3	7/23/2008	1	3	< 1 M2	1.5	247 M1	< 1	< 2	7 ZG	5	499 M3	3.19	170 M3	< 0.2	8	22	< 0.3	0.49	2.67	30 M3
2008 SEDIMENT CHARATERIZATION																				
CP-SD-01-0-1.5	7/16/2008	0	1.5	< 1 M2	2.1	145 M3,RD	< 1	< 2	6 ZG	10 ZG	979 M3	5.49	342 M3,ZH	< 0.2	121 ZG	8	0.37	< 0.3 ZB	4.04	49
CP-SD-01-1.5-3.0	7/16/2008	1.5	3	< 1 M2	1.0	140 M3,RD	< 1	< 2	6 ZG	9 ZG	253 M3	1.72	314 M3,ZH	< 0.2	< 5 ZG	8	< 0.3	< 0.3 ZB	2.34	30
CP-SD-02-0-1.5	7/16/2008	0	1.5	< 1 M2	1.1	117 M3,RD	< 1	< 2	< 5 ZG	6 ZG	451 M3	4.00	207 M3,ZH	< 0.2	32 ZG	6	0.31	< 0.3 ZB	2.50	31
CP-SD-02-1.5-3.0	7/16/2008	1.5	3	< 1 M2	1.5	41.1 M3,RD	< 1	< 2	< 5 ZG	< 5 ZG	780 M3	3.78	148 M3,ZH	< 0.2	18 ZG	< 5	< 0.3	< 0.3 ZB	2.82	30
CP-SD-03-0-1.5	7/16/2008	0	1.5	< 1 M2	2.9	95.3 M3,RD	< 1	< 2	5 ZG	7 ZG	995 M3	9.49	257 M3,ZH	< 0.2	114 ZG	5	0.36	< 0.3 ZB	4.05	48
CP-SD-03-1.5-3.0	7/16/2008	1.5	3	< 1 M2	1.9	112 M3,RD	< 1	< 2	< 5 ZG	7 ZG	335	5.32	302 M3,ZH	< 0.2	44 ZG	6	< 0.3	< 0.3 ZB	3.86	34
CP-SD-04-0-1.5	7/17/2008	0	1.5	< 1 M2	1.8	166 MA	< 1	< 2	7	11 ZG	1,180	4.25 BB,ZB	403 M3	< 0.2	40	10 ZG	0.36	0.43 ZB	4.05	57 ZH
CP-SD-04-1.5-3.0	7/17/2008	1.5	3	< 1 M2	1.0	170 MA	< 1	< 2	7	11 ZG	512	2.14 BB,ZB	448 M3	< 0.2	7	10 ZG	< 0.3	0.35 ZB	4.76	46 ZH
CP-SD-05-0-1.5	7/16/2008	0	1.5	< 1 M2	5.4	123 M3,RD	< 1	< 2	6 ZG	11 ZG	561 M3	8.74	343 M3,ZH	< 0.2	126 ZG	7	0.51	< 0.3 ZB	3.61	43
CP-SD-05-1.5-3.0	7/16/2008	1.5	3	< 1 M2	3.6	181 M3,RD	< 1	< 2	6 ZG	11 ZG	283 M3	4.91	359 M3,ZH	< 0.2	24 ZG	8	0.31	< 0.3 ZB	2.86	42
CP-SD-06-0-1.5	7/16/2008	0	1.5	< 1 M2	3.7	177 M3,RD	< 1	< 2	6 ZG	17 ZG	976 M3	4.17	447 M3,ZH	< 0.2	43 ZG	10	0.46	< 0.3 ZB	5.54	86
CP-SD-06-1.5-3.0	7/16/2008	1.5	3	< 1 M2	4.0	174 M3,RD	< 1	< 2	6 ZG	11 ZG	729 M3	3.75	375 M3,ZH	< 0.2	37 ZG	8	< 0.3	< 0.3 ZB	3.81	39
CP-SD-07-0-1.5	7/23/2008	0	1.5	< 1 M2	2.9	136 M1	< 1	< 2	14 ZG	9	439 M3	7.05	298 M3	< 0.2	42	33	0.34	< 0.3	3.45	45 M3
CP-SD-07-1.5-3.0	7/23/2008	1.5	3	< 1 M2	0.8	166 M1	< 1	< 2	9 ZG	11	180 M3	2.49	344 M3	< 0.2	< 5	31	< 0.3 VC	0.30	2.19	47 M3
CP-SD-08-0-1.5	7/28/2008	0	1.5	< 1 M2	2.0	135 M1	< 1	< 2	12 ZG	10	599 M3	6.87	283 M3	< 0.2	86	31	< 0.3 ZB	< 0.3	5.96	50 M3

Table 2-1
Former Clear Plant Subarea
Soil and Sediment Analytical Results
Sierrita Mine VRP Investigation

				Antimony (mg/kg)	Arsenic (mg/kg)	Barium (mg/kg)	Beryllium (mg/kg)	Cadmium (mg/kg)	Chromium (mg/kg)	Cobalt (mg/kg)	Copper (mg/kg)	Lead (mg/kg)	Manganese (mg/kg)	Mercury (mg/kg)	Molybdenum (mg/kg)	Nickel (mg/kg)	Selenium (mg/kg)	Thallium (mg/kg)	Uranium[T2] (mg/kg)	Zinc (mg/kg)
Non-Residential Soil Remediation Level (nr-SRL)[1]				410	10	170,000	1,900	510	1,000,000 (Cr III)	13,000	41,000	800	32,000	310	5,100	20,000	5,100	67	200	310,000
Groundwater Protection Level (GPL)[2]				35	290	12,000	23	29	590 (total)	NE	NE	290	NE	12	NE	590	290	12	NE	NE
Sample ID	**Sample Date**	**Depth (ft bgs)**																		
		Top	**Bottom**																	
CP-SD-08-1.5-3.0	7/28/2008	1.5	3	< 1 M2	1.2	164 M1	< 1	< 2	11 ZG	11	142 M3	3.69	300 M3	< 0.2	9	27	< 0.3 ZB	0.33	3.99	52 M3
CP-SD-09-0-1.5	7/28/2008	0	1.5	< 1 M2	1.9	139 M1	< 1	< 2	11 ZG	10	1,100 M3	11.30	312 M3	< 0.2	157	29	0.30 ZB	< 0.3	2.44	75 M3
CP-SD-09-1.5-3.0	7/28/2008	1.5	3	< 1 M2	0.7	131 M1	< 1	< 2	11 ZG	9	380 M3	26.60	239 M3	< 0.2	25	28	< 0.3 VC	< 0.3	2.46	52 M3
CP-SD-10-0-1.5	7/28/2008	0	1.5	< 1 M2	3.6	161 M1	< 1	< 2	11 ZG	9	570 M3	6.23	278 M3	< 0.2	84	29	0.34 ZB	< 0.3	4.13	47 M3
CP-SD-10-1.5-3.0	7/28/2008	1.5	3	< 1 M2	1.2	193 M1	< 1	< 2	13 ZG	12	269 M3	1.81	332	< 0.2	< 5	31	< 0.3 VC	0.32	4.41	53 M3
2004 INVESTIGATION																				
CP-1	8/13/2004	0	0.25	**52*** M2	105 B7,ZH	NA	0.38	3	42	76	45,600 M3	**638*** M3,RD	156	<0.04	1,440 M3	38	40 TA	0.7	NA	34 M3,ZH
CP-2	8/13/2004	0	0.25	**66*** M2	166 B7,ZH	NA	0.11	4	35	40	9,020 M3	**1,820*** M3,RD	71	0.62	3,020 M3	17	50 TA	5.2	NA	300 M3,ZH
CP-3	8/13/2004	0	0.25	4.5 M2	16.30 B7,ZH	NA	0.27	3.23	21	37	21,700 M3	51.70 M3,RD	317	0.07	1,900 M3	26	13.4 TA	0.35	NA	143 M3,ZH
CP-5	8/13/2004	0	0.25	2.0 M2	17.10 B7,ZH	NA	0.58	4.5	58	20	6,220 M3	141 M3,RD	332	0.12	522 M3	64	4 TA	0.46	NA	793 ZH
CP-7	8/13/2004	0	0.25	4.5 M2	31.30 B7,ZH	NA	0.52	5.01	9	NA	20,000 M3	152 M3,RD	295	0.32	2,820 M3	7	10.3 TA	0.23	NA	451 M3,ZH
CP-9	8/13/2004	0	0.25	10.3 M2	40.10 B7,ZH	NA	0.51	24.90	20	20	59,300 M3	200 M3,RD	587	0.18	2,290 M3	23	16.1 TA	0.23	NA	6,210 M3,ZH
CP-13	8/13/2004	0	0.25	0.6 M2	5.44 B7,TA	NA	1.08	0.48	12	NA	1,090 M3	15.40	177 MA	<0.05 M1	273 M3	7 ZG	0.7	0.31	NA	76 ZH
CP-14	8/13/2004	0	0.25	0.3 M2	4.63 N1	NA	0.44	1.01	6	NA	2,080 M3	12.70 M3,RD	464	<0.04	369 M3	8	0.9 TA	0.23	NA	118 ZH
CP-15	8/13/2004	0	0.25	1.9 M2	13.70 B7,ZH	NA	0.51	7.38	22	NA	8,260 M3	116 M3,RD	335	0.11	456 M3	14	3.2 TA	0.17	NA	730 ZH
2004 INVESTIGATION																				
CP-16	8/13/2004	0	0.25	11 M2	34.90 B7,ZH	NA	0.39	21.2	17	NA	109,000 M3	**950*** M3,RD	384	0.37	1,980 M3	31	12 TA	0.4	NA	4,400 ZH
CP-19	8/13/2004	0	0.25	1.6 M2	9.10 B7,ZH	NA	0.42	5.95	7	NA	23,800 M3	45.00 M3,RD	273	0.11	2,430 M3	12	28.4 TA	0.21	NA	658 ZH
CP-21	8/13/2004	0	0.25	0.4 M2	4.81 N1	NA	0.46	1.26	7	NA	2,360 M3	25.10 M3,RD	377	<0.04	446 M3	9	1.0 TA	0.21	NA	134 ZH
CP-T-1-18"	10/4/2004	-	1.5	0.8 M2,ZB	18.1 B7	NA	0.7	8.9	25	NA	40,100 M3	77.1 MA	347 M3	0.06 H,H1	377 M3	37	2.1 MA,TA	1.0	NA	1,270 M3
CP-T-1-2'	10/4/2004	-	2	NA	8.64 B7	NA	0.82	NA	NA	NA	2,520 M3	21.70 MA	NA	NA	368 M3	NA	NA	NA	NA	NA
CP-T-1-4'	10/4/2004	-	4	NA	14.30 B7	NA	1.29	NA	NA	NA	4,390 M3	37.20 MA	NA	NA	182 M3	NA	NA	NA	NA	NA
CP-T-1-8'	10/4/2004	-	8	NA	4.20 B7	NA	0.52	NA	NA	NA	1,200 M3	12.70 MA	NA	NA	114 M3	NA	NA	NA	NA	NA
CP-T-2-2'	10/4/2004	-	2	NA	3.60 B7	NA	0.63 ZI	NA	NA	NA	765 MA	12.50 M3	NA	NA	38	NA	NA	NA	NA	NA
CP-T-2-7'	10/4/2004	-	7	NA	5.63 B7	NA	0.58	NA	NA	NA	2,160 M3	39.80 MA	NA	NA	135 M3	NA	NA	NA	NA	NA
CP-T-2-7'BL	10/4/2004	-	7	7.6 M2,ZB	37.1 B7	NA	0.2	2.2	9	NA	1,470 M3	270 MA	157 M3	<0.05 H,H1	535 M3	4	8.1 MA,TA	0.2	NA	43 M3
CP-T-2-10'	10/4/2004	-	10	NA	5.43 B7	NA	0.63	NA	NA	NA	2,850 M3	44.70 MA	NA	NA	99 M3	NA	NA	NA	NA	NA
CP-T-2-15'	10/4/2004	-	15	NA	3.62 B7	NA	0.73	NA	NA	NA	4,350 M3	80.10 MA	NA	NA	72 M3	NA	NA	NA	NA	NA
CP-T-2-B-6'	10/4/2004	-	6	1.4 M2,ZB	11.80 B7	NA	0.35	2.75	10	NA	2,600 M3	62.40 MA	569 M3	0.05 H,H1	625 M3	9	2.5 MA,TA	0.32	NA	127 M3
CP-T-2-C-6'	10/4/2004	-	6	2.1 M2,ZB	14.8 B7	NA	0.3	1.5	9	NA	1,950 M3	**293*** MA	197 M3	<0.04 H,H1	331 M3	6	3.9 MA,TA	0.3	NA	92 M3
CP-T-3-6"	10/5/2004	-	0.5	NA	5.60 B7	NA	1.40 ZI	NA	NA	NA	4,750 MA	31.10 M3,TA	NA	NA	62	NA	NA	NA	NA	NA
CP-T-3-8"	10/5/2004	-	0.75	1.2 M2,ZB	20.90 B7	NA	0.48	1.07	7	NA	978 M3	6.03 MA	379 M3	<0.04 H,H1	264 M3	9	0.6 MA,TA	0.37	NA	47 M3

Table 2-1
Former Clear Plant Subarea
Soil and Sediment Analytical Results
Sierrita Mine VRP Investigation

				Antimony (mg/kg)	Arsenic (mg/kg)	Barium (mg/kg)	Beryllium (mg/kg)	Cadmium (mg/kg)	Chromium (mg/kg)	Cobalt (mg/kg)	Copper (mg/kg)	Lead (mg/kg)	Manganese (mg/kg)	Mercury (mg/kg)	Molybdenum (mg/kg)	Nickel (mg/kg)	Selenium (mg/kg)	Thallium (mg/kg)	Uranium[T2] (mg/kg)	Zinc (mg/kg)
Non-Residential Soil Remediation Level (nr-SRL)[1]				410	10	170,000	1,900	510	1,000,000 (Cr III)	13,000	41,000	800	32,000	310	5,100	20,000	5,100	67	200	310,000
Groundwater Protection Level (GPL)[2]				35	290	12,000	23	29	590 (total)	NE	NE	290	NE	12	NE	590	290	12	NE	NE
Sample ID	**Sample Date**	**Depth (ft bgs)**																		
		Top	**Bottom**																	
CP-T-3-8'	10/5/2004	-	8	NA	26.9 B7	NA	0.5 ZI	NA	NA	NA	14,100 M3	**488*** M3,TA	NA	NA	615	NA	NA	NA	NA	NA
CP-T-4-18"	10/4/2004	-	1.5	0.4 M2,ZB	1.1	NA	1.0	18.1	470	NA	57,300 M3	4.1 MA	759 M3	<0.04 H,H1	60 M3	70	3.7 MA,TA	<0.1	NA	4,900 M3
CP-T-4-1.5'C	10/4/2004	-	1.5	0.5 M2,ZB	4.88 B7	NA	0.28	1.74	24	NA	2,790 M3	14.40 MA	244 M3	<0.04 H,H1	347 M3	11	2.6 MA,TA	0.34	NA	153 M3
CP-T-4-2.5'	10/4/2004	-	2.5	NA	16.40 B7	NA	0.41	NA	NA	NA	998 M3	7.26 MA	NA	NA	330 M3	NA	NA	NA	NA	NA
CP-T-4-14'	10/4/2004	-	14	NA	10.40 B7	NA	0.45	NA	NA	NA	1,570 M3	3.66 MA	NA	NA	91 M3	NA	NA	NA	NA	NA
CP-T-5-1.5'	10/4/2004	-	1.5	0.4 M2,ZB	4.70 B7	NA	0.23	0.62	9	NA	839 M3	13.90 MA	235 M3	<0.04 H,H1	115 M3	4	0.8 MA,TA	0.18	NA	57 M3
CP-T-5-3'	10/4/2004	-	3	NA	4.14 B7	NA	0.57	NA	NA	NA	1,050 M3	12.40 MA	NA	NA	95 M3	NA	NA	NA	NA	NA
CP-T-5-6'	10/4/2004	-	6	NA	5.27 B7	NA	0.44	NA	NA	NA	746 M3	3.98 MA	NA	NA	60 M3	NA	NA	NA	NA	NA
CP-T-6-2'	10/4/2004	-	2	NA	5.38 B7	NA	0.60 ZI	NA	NA	NA	1,900 MA	29.20 M3,TA	NA	NA	76	NA	NA	NA	NA	NA
CP-T-6-4'	10/4/2004	-	4	NA	4.75 B7	NA	0.60 ZI	NA	NA	NA	2,150 MA	45.00 M3,TA	NA	NA	143	NA	NA	NA	NA	NA
CP-T-6-6'	10/4/2004	-	6	NA	3.96 B7	NA	0.51 ZI	NA	NA	NA	1,410 MA	28.10 M3,TA	NA	NA	52	NA	NA	NA	NA	NA

Notes:

[1] ADEQ May 2007 Non-Residential Soil Remediation Level

[2] ADEQ September 1996 Groundwater Protection Level

mg/kg - milligrams per Kilogram

ft bgs - feet below ground surface

Cr III - trivalent chromium

Results in red indicate an exceedance of the non-residential SRL.

Result in **bold** with an * denotes an exceedance of the GPL.

< 0.20 denotes the element was not detected at a concentration above either the method detection limit (2004 data) or the practical quantitation limit (2008 data)

NE - not established

NA - not analyzed

BB - Target analyte detected in calibration blank at or above acceptance limit. Sample value was > 10X the concentration in the calibration blank.

B7 - Target analyte detected in prep/method blank at or above acceptance limit. Sample value is > 10X the concentration in the method blank.

H - Analysis exceeded method hold time. pH is a field test with an immediate hold time.

H1 - Sample analysis performed past holding time.

MA - Recovery for either the spike or spike duplicate was outside of the acceptance limits; the RPD was within the acceptance limits.

M1 - Matrix spike recovery was high, the recovery of the associated control sample (LCS or LFB) was acceptable.

M2 - Matrix spike recovery was low, the recovery of the associated control sample (LCS or LFB) was acceptable.

M3 - The spike recovery value is unusable since the analyte concentration in the sample is disproportionate to the spike level. The recovery of the associated control sample (LCS or LFB) was acceptable.

N1 - Trace levels of Arsenic were found in the associated prep blank on a few samples. The blank read 0.0010 mg/L at the instrument. This level should not have affected the sample results significantly.

N1* - The chemist noted that the ICSA samples failed biased high. The values in the samples are greater than 10 times that in the ICSA (0.00066 mg/L).

RD - For a solid matrix, the duplicate RPD (spike or matrix) exceeded the control limit, which is attributable to the non-homogeneity of the sample.

RK - LCSS/LCSSD recovery within acceptance criteria but RPD exceeded the laboratory control limit. Acceptable MS/MSD RPD demonstrates precision.

TA - Analyte is not covered by Arizona licensure program #AZ0102, or ACZ does not maintain ADHS certification for this analyte.

T2 - Cited ADHS licensed method does not contain this analyte as part of method compound list.

VC - CCV recovery was above the acceptance limits. Target analyte was not detected in the sample [< MDL].

ZB - The ICP-MS Serial Dilution was not used for data validation because the sample concentration was less than 100 times the MDL.

ZG - The ICP Serial Dilution was not used for data validation because the sample concentration was less than 50 times the MDL.

ZH - Serial Dilution exceeded the acceptance criteria. Matrix interference [physical or chemical] is suspected.

ZI - One LCS was outside the recovery method limits while another LCS was within the recovery limits, RPD is within limits.

Table 2-1
Former Clear Plant Subarea
Soil and Sediment Analytical Results
Sierrita Mine VRP Investigation

				Antimony (mg/kg)	Arsenic (mg/kg)	Barium (mg/kg)	Beryllium (mg/kg)	Cadmium (mg/kg)	Chromium (mg/kg)	Cobalt (mg/kg)	Copper (mg/kg)	Lead (mg/kg)	Manganese (mg/kg)	Mercury (mg/kg)	Molybdenum (mg/kg)	Nickel (mg/kg)	Selenium (mg/kg)	Thallium (mg/kg)	Uranium[T2] (mg/kg)	Zinc (mg/kg)
Non-Residential Soil Remediation Level (nr-SRL)[1]				410	10	170,000	1,900	510	1,000,000 (Cr III)	13,000	41,000	800	32,000	310	5,100	20,000	5,100	67	200	310,000
Groundwater Protection Level (GPL)[2]				35	290	12,000	23	29	590 (total)	NE	NE	290	NE	12	NE	590	290	12	NE	NE
Sample ID	**Sample Date**	**Depth (ft bgs)**																		
		Top	**Bottom**																	
2008 CHARACTERIZATION																				
E-JS-01-0-1	7/14/2008	0	1	< 1 M2	2.9	146 M3	< 1	< 2	5	10 ZG	2,650 M3	22.90	369 M3	< 0.2	104 MA	11 ZG	0.78	< 0.3 ZB	3.11	197
E-JS-01-1-3	7/14/2008	1	3	< 1 M2	2.5	122 M3	< 1	< 2	< 5	8 ZG	1,810 M3	19.10	327 M3	< 0.2	79 MA	10 ZG	0.59	< 0.3 ZB	3.04	165
E-JS-01-5-7	7/14/2008	5	7	< 1 M2	2.0	203 M3	< 1	< 2	< 5	6 ZG	1,510 M3	6.62	182	< 0.2	246 MA	9 ZG	0.42	< 0.3 ZB	2.9	134
E-JS-02-0-1	7/14/2008	0	1	< 1 M2	3.0	183 M3	< 1	< 2	7	10 ZG	1,160 M3	83.50	408 M3	< 0.2	138 MA	15 ZG	0.57	< 0.3 ZB	3.62	98
E-JS-02-1-3	7/14/2008	1	3	< 1 M2	4.0	75.1 M3	< 1	< 2	6	8 ZG	1,290 M3	10.20	719 M3	< 0.2	98 MA	12 ZG	0.67	< 0.3 ZB	9.68	87

Notes:

[1] ADEQ May 2007 Non-Residential Soil Remediation Level

[2] ADEQ September 1996 Groundwater Protection Level

mg/kg - milligrams per Kilogram

ft bgs - feet below ground surface

Cr III - trivalent chromium

Results in red indicate an exceedance of the non-residential SRL.

Result in **bold** with an * denotes an exceedance of the GPL.

< 0.20 denotes the element was not detected at a concentration above either the method detection limit (2004 data) or the practical quantitation limit (2008 data)

NE - not established

MA - Recovery for either the spike or spike duplicate was outside of the acceptance limits; the RPD was within the acceptance limits.

M2 - Matrix spike recovery was low, the recovery of the associated control sample (LCS or LFB) was acceptable.

M3 - The spike recovery value is unusable since the analyte concentration in the sample is disproportionate to the spike level. The recovery of the associated control sample (LCS or LFB) was acceptable.

T2 - Cited ADHS licensed method does not contain this analyte as part of method compound list.

ZB - The ICP-MS Serial Dilution was not used for data validation because the sample concentration was less than 100 times the MDL.

ZG - The ICP Serial Dilution was not used for data validation because the sample concentration was less than 50 times the MDL.

Table 2-2
Former E-Pond Subarea
Soil and Sediment Analytical Results
Sierrita Mine VRP Investigation

				Antimony (mg/kg)	Arsenic (mg/kg)	Barium (mg/kg)	Beryllium (mg/kg)	Cadmium (mg/kg)	Chromium (mg/kg)	Cobalt (mg/kg)	Copper (mg/kg)	Lead (mg/kg)	Manganese (mg/kg)	Mercury (mg/kg)	Molybdenum (mg/kg)	Nickel (mg/kg)	Selenium (mg/kg)	Thallium (mg/kg)	Uranium[T2] (mg/kg)	Zinc (mg/kg)
Non-Residential Soil Remediation Level (nr-SRL)[1]				410	10	170,000	1,900	510	1,000,000 (Cr III)	13,000	41,000	800	32,000	310	5,100	20,000	5,100	67	200	310,000
Groundwater Protection Level (GPL)[2]				35	290	12,000	23	29	590 (total)	NE	NE	290	NE	12	NE	590	290	12	NE	NE
Sample ID	**Sample Date**	**Depth (ft bgs)**																		
		Top	**Bottom**																	
2008 CHARACTERIZATION																				
EV-JS-01-0-1	7/14/2008	0	1	1.1 M2	9.9	122 M3	<1	<2	6	7 ZG	3,380 M3	196	208 M3	<0.2	547 MA	11 ZG	3.43	0.40 ZB	4.26	100
EV-JS-01-1-3	7/14/2008	1	3	<1 M2	5.7	213 M3	<1	<2	9	15 ZG	5,440 M3	73.80	402 M3	<0.2	258 MA	18 ZG	1.85	0.44 ZB	7.05	224
EV-JS-01-5-7	7/14/2008	5	7	<1 M2	5.5	169 M3	<1	6.0	7	12 ZG	1,550 M3	12.00	342 M3	<0.2	77 MA	14 ZG	1.69	< 0.3 ZB	8.51	407
EV-JS-02-0-1	7/14/2008	0	1	<1 M2	2.8	105 M3	<1	<2	< 5	9 ZG	2,020 M3	19.10	330 M3	<0.2	67 MA	14 ZG	0.47	< 0.3 ZB	2.87	124
EV-JS-02-1-3	7/14/2008	1	3	<1 M2	1.1	96.2 M3	<1	<2	7	10 ZG	583 M3	1.59	357 M3	<0.2	11 MA	13 ZG	1.02	< 0.3 ZB	4.14	54
EV-JS-02-5-7	7/14/2008	5	7	<1 M2	3.5	142 M3	<1	<2	20	9 ZG	890 M3	11.30	394 M3	<0.2	37 MA	17 ZG	0.46	< 0.3 ZB	5.53	77

Notes:

[1] ADEQ May 2007 Non-Residential Soil Remediation Level

[2] ADEQ September 1996 Groundwater Protection Level

mg/kg - milligrams per Kilogram

ft bgs - feet below ground surface

Cr III - trivalent chromium

Results in red indicate an exceedance of the non-residential SRL.

Result in **bold** with an * denotes an exceedance of the GPL.

< 0.20 denotes the element was not detected at a concentration above either the method detection limit (2004 data) or the practical quantitation limit (2008 data)

NE - not established

MA - Recovery for either the spike or spike duplicate was outside of the acceptance limits; the RPD was within the acceptance limits.

M2 - Matrix spike recovery was low, the recovery of the associated control sample (LCS or LFB) was acceptable.

M3 - The spike recovery value is unusable since the analyte concentration in the sample is disproportionate to the spike level. The recovery of the associated control sample (LCS or LFB) was acceptable.

T2 - Cited ADHS licensed method does not contain this analyte as part of method compound list.

ZB - The ICP-MS Serial Dilution was not used for data validation because the sample concentration was less than 100 times the MDL.

ZG - The ICP Serial Dilution was not used for data validation because the sample concentration was less than 50 times the MDL.

Table 2-3
Former Evaporation Pond Subarea
Soil and Sediment Analytical Results
Sierrita Mine VRP Investigation

				Antimony (mg/kg)	Arsenic (mg/kg)	Barium (mg/kg)	Beryllium (mg/kg)	Cadmium (mg/kg)	Chromium (mg/kg)	Cobalt (mg/kg)	Copper (mg/kg)	Lead (mg/kg)	Manganese (mg/kg)	Mercury (mg/kg)	Molybdenum (mg/kg)	Nickel (mg/kg)	Selenium (mg/kg)	Thallium (mg/kg)	Uranium[T2] (mg/kg)	Zinc (mg/kg)
Non-Residential Soil Remediation Level (nr-SRL)[1]				410	10	170,000	1,900	510	1,000,000 (Cr III)	13,000	41,000	800	32,000	310	5,100	20,000	5,100	67	200	310,000
Groundwater Protection Level (GPL)[2]				35	290	12,000	23	29	590 (total)	NE	NE	290	NE	12	NE	590	290	12	NE	NE
Sample ID	**Sample Date**	**Depth (ft bgs)**																		
		Top	**Bottom**																	
2008 CHARACTERIZATION																				
OD-JS-01-0-1	7/29/2008	0	1	< 1 M2	3.6	121 M1	< 1	< 2	15	9 ZG	1,770 M3	17.70	231 M3	< 0.2	95	6 ZG	1.10 ZB	< 0.3 ZB	5.30	99
OD-JS-01-1-3	7/29/2008	1	3	< 1 M2	1.8	149 M1	< 1	< 2	9	10 ZG	121 M3	2.10	328 M3	< 0.2	8	7 ZG	< 0.3 ZB	< 0.3 ZB	2.54	42
OD-JS-02-0-1	7/29/2008	0	1	< 1 M2	3.4	96.8 M1	< 1	< 2	8	7 ZG	1,840 M3	13.80	250 M3	< 0.2	304	6 ZG	1.44 ZB	< 0.3 ZB	2.92	83
OD-JS-02-1-3	7/29/2008	1	3	< 1 M2	1.4	170 M1	< 1	< 2	9	13 ZG	1,310 M3	4.43	391 M3	< 0.2	9	9 ZG	< 0.3 ZB	0.32 ZB	3.68	89
OD-JS-02-5-7	7/29/2008	5	7	< 1 M2	0.8	139 M1	< 1	< 2	9	11 ZG	110 M3	2.12	378	< 0.2	8	9 ZG	0.71 ZB	0.35 ZB	7.34	45
OD-JS-03-0-1	8/27/2008	0	1	< 1 M2	10.6 ZB	118 M2	< 1	< 2	8 RD	8 ZG	1,470	19.30 ZH	236 M3,RD	< 0.2	97 M3,RD	7 ZG	0.85	< 0.3	4.32 RD,ZB	111 M3
OD-JS-03-1-3	8/27/2008	1	3	< 1 M2	6.4 J	114 M2	< 1	< 2	5 RD	6 ZG	1,510	10.60	203 M3,RD	< 0.2	74 M3,RD	6 ZG	0.72	< 0.3 ZB	3.31 RD	71 M3
OD-JS-03-1-3D	8/27/2008	1	3	< 1 M2	2.9 J	87.4 M2	< 1	< 2	7 RD	9 ZG	1,800	14.90	186 M3,RD	< 0.2	74 M3,RD	6 ZG	0.78	< 0.3 ZB	3.89 RD	76 M3
OD-SD-01-0-1.5	7/28/2008	0	1.5	< 1 M2	2.0 ZB	184 M1	< 1	< 2	13 ZG	11	361 M3	5.32	332 M3	< 0.2	87	30	< 0.3 ZB	< 0.3	3.11	51 M3
OD-SD-01-1.5-3.0	7/28/2008	1.5	3	< 1 M2	1.2 ZB	185 M1	< 1	< 2	14 ZG	10	125 M3	2.59	346 M3	< 0.2	6	29	< 0.3 ZB	< 0.3	7.42	43 M3
OD-SD-02-0-1.5	7/28/2008	0	1.5	< 1 M2	2.2 ZB	173 M1	< 1	< 2	13 ZG	12	376 M3	7.63	390 M3	< 0.2	107	32	0.42 ZB	0.30	4.66	60 M3
OD-SD-02-1.5-3.0	7/28/2008	1.5	3	< 1 M2	0.9 ZB	173 M1	< 1	< 2	9 ZG	9	27 M3	1.89	320 M3	< 0.2	< 5	26	< 0.3 ZB	0.32	3.37	41 M3
OD-SD-03-0-1.5	7/28/2008	0	1.5	< 1 M2	2.7 ZB	158 M1	< 1	< 2	18 ZG	11	2,350 M3	46.70	316 M3	< 0.2	100	31	0.41 ZB	< 0.3	7.57	147 M3
OD-SD-03-1.5-3.0	7/28/2008	1.5	3	< 2 M2	2.8 ZB	87.9 M1	< 1	< 2	13 ZG	8	4,390 M3	253	173 M3	< 0.2	145	30	< 0.5 ZB	< 0.5	7.8	201 M3
OD-SD-04-0-1.5	7/28/2008	0	1.5	< 1 M2	3.1 ZB	118 M1	< 1	< 2	11 ZG	11	1,640 M3	8.86	262 M3	< 0.2	128	29	0.53 ZB	0.30	4.25	68 M3
OD-SD-04-1.5-3.0	7/28/2008	1.5	3	< 1 M2	2.1 ZB	133 M1	< 1	< 2	9 ZG	9	671 M3	2.20	258 M3	< 0.2	25	27	< 0.3 ZB	< 0.3	2.18	48 M3
OD-SD-05-0-1.5	7/29/2008	0	1.5	< 1 M2	6.2	141 M1	< 1	< 2	22	13 ZG	3,960 M3	102	365 M3	< 0.2	230	8 ZG	1.04 ZB	0.39 ZB	5.57	179
OD-SD-05-1.5-3.0	7/29/2008	1.5	3	< 1 M2	4.6	169 M1	< 1	< 2	13	12 ZG	916 M3	35.30	402 M3	< 0.2	63	7 ZG	0.47 ZB	< 0.3 ZB	10.30	105
OD-SD-06-0-1.5	7/29/2008	0	1.5	< 1 M2	5.3	109 M1	< 1	< 2	13	11 ZG	2,590 M3	29.30	334 M3	< 0.2	115	7 ZG	1.04 ZB	0.30 ZB	4.33	198
OD-SD-06-1.5-3.0	7/29/2008	1.5	3	< 1 M2	3.2	122 M1	< 1	< 2	12	14 ZG	1,130 M3	7.26	552 M3	< 0.2	9	11 ZG	< 0.3 ZB	< 0.3 ZB	6.42	218

Notes:

[1] ADEQ May 2007 Non-Residential Soil Remediation Level

[2] ADEQ September 1996 Groundwater Protection Level

mg/kg - milligrams per Kilogram

ft bgs - feet below ground surface

Cr III - trivalent chromium

Results in red indicate an exceedance of the non-residential SRL.

Result in **bold** with an * denotes an exceedance of the GPL.

< 0.20 denotes the element was not detected at a concentration above either the method detection limit (2004 data) or the practical quantitation limit (2008 data)

NE - not established

J - Indicates an estimated value.

M1 - Matrix spike recovery was high, the recovery of the associated control sample (LCS or LFB) was acceptable.

M2 - Matrix spike recovery was low, the recovery of the associated control sample (LCS or LFB) was acceptable.

M3 - The spike recovery value is unusable since the analyte concentration in the sample is disproportionate to the spike level. The recovery of the associated control sample (LCS or LFB) was acceptable.

RD - For a solid matrix, the duplicate RPD (spike or matrix) exceeded the control limit, which is attributable to the non-homogeneity of the sample.

T2 - Cited ADHS licensed method does not contain this analyte as part of method compound list.

ZB - The ICP-MS Serial Dilution was not used for data validation because the sample concentration was less than 100 times the MDL.

ZG - The ICP Serial Dilution was not used for data validation because the sample concentration was less than 50 times the MDL.

ZH - Serial Dilution exceeded the acceptance criteria. Matrix interference [physical or chemical] is suspected.

Table 2-4
Former Old "D" Pond Subarea
Soil and Sediment Analytical Results
Sierrita Mine VRP Investigation

				Antimony (mg/kg)	Arsenic (mg/kg)	Barium (mg/kg)	Beryllium (mg/kg)	Cadmium (mg/kg)	Chromium (mg/kg)	Cobalt (mg/kg)	Copper (mg/kg)	Lead (mg/kg)	Manganese (mg/kg)	Mercury (mg/kg)	Molybdenum (mg/kg)	Nickel (mg/kg)	Selenium (mg/kg)	Thallium (mg/kg)	Uranium[T2] (mg/Kg)	Zinc (mg/Kg)
Non-Residential Soil Remediation Level (nr-SRL)[1]				410	10	170,000	1,900	510	1,000,000 (Cr III)	13,000	41,000	800	32,000	310	5,100	20,000	5,100	67	200	310,000
Groundwater Protection Level (GPL)[2]				35	290	12,000	23	29	590 (total)	NE	NE	290	NE	12	NE	590	290	12	NE	NE
Sample ID	Sample Date	Depth (ft bgs)																		
		Top	Bottom																	
2008 CHARACTERIZATION																				
EM-JS-01-0-1	8/1/2008	0	1	< 1 M2,RD	4.3	103 M2	< 1	< 2	7	8 ZG	840 M3	24.00 M2,N1,RD	238 M3,RD	< 0.2	143 M3	7 ZG	0.46	< 0.3 ZB	2.90	88 M3
EM-JS-01-1-3	8/1/2008	1	3	< 1 M2,RD	3.1	228 M2	< 1	< 2	11	10 ZG	543 M3	9.80 M2,N1,RD	388 M3,RD	< 0.2	8 M3	13 ZG	< 0.3	< 0.3 ZB	3.64	187 M3
EM-C22-0-1	7/29/2008	0	1	2.0 M2	13.9	82.7 M1	< 1	< 2	19	16 ZG	5,480 M3	85.20	323 M3	0.20	4,800	5 ZG	7.25 ZB	< 0.3 ZB	4.74	332
EM-C22-1-3	7/29/2008	1	3	<1 M2	5.1	161 M1	< 1	< 2	13	13 ZG	1,120 M3	12.10	378 M3	< 0.2	270	9 ZG	< 0.3 ZB	< 0.3 ZB	3.37	122
EM-C22-5-7	7/29/2008	5	7	<1 M2	2.2	234 M1	< 1	< 2	10	14 ZG	739 M3	5.13	370 M3	< 0.2	5	8 ZG	< 0.3 ZB	< 0.3 ZB	2.45	85
EM-E24-0-1	7/29/2008	0	1	<1 M2	5.0	149 M1	< 1	< 2	10	9 ZG	2,270 M3	26.50	364 M3	< 0.2	234	< 5 ZG	1.65 ZB	< 0.3 ZB	4.05	132
EM-E24-1-3	7/29/2008	1	3	1.0 M2	7.6	116 M1	< 1	< 2	11	10 ZG	2,470 M3	47.90	369 M3	< 0.2	362	< 5 ZG	2.42 ZB	< 0.3 ZB	5.32	159
EM-E24-5-7	7/29/2008	5	7	<1 M2	2.2	198 M1	< 1	< 2	12	14 ZG	364 M3	13.10	434 M3	< 0.2	57	10 ZG	0.32 ZB	0.38 ZB	4.07	68
EM-G27-0-1	8/7/2008	0	1	<1 M2	3.5 ZB	81.2	< 1	< 2	6 RD,ZG	7 ZG	2,750 M3	30.90 N1	233 M3	< 0.2	403 M3	5	0.80 ZB	< 0.3 ZB	2.80 ZB	90 ZH
EM-G27-1-3	8/7/2008	1	3	< 1 M2	1.2 ZB	126	< 1	< 2	< 5 RD,ZG	11 ZG	933 M3	3.92	399 M3	< 0.2	< 5 M3	7	< 0.3 ZB	< 0.3 ZB	3.70 ZB	57 ZH
EM-H22-0-1	7/30/2008	0	1	3.7 M2,RD	11.7	115 M2	< 1	< 2	8	10 ZG	10,000 M3	91.30 M2,N1,RD	294 M3,RD	< 0.2	821 M3	7 ZG	4.53	0.42 ZB	3.34	293 M3
EM-H22-1-3	7/30/2008	1	3	< 1 M2,RD	3.7	70.4 M2	< 1	< 2	5	5 ZG	2,330 M3	15.00 M2,N1,RD	188 M3,RD	< 0.2	118 M3	7 ZG	1.07	< 0.3 ZB	2.30	181 M3
EM-H22-5-7	7/31/2008	5	7	< 1 M2,RD	1.1	199 M2	< 1	< 2	6	14 ZG	1,740 M3	3.75 M2,N1,RD	594 M3,RD	< 0.2	10 M3	14 ZG	< 0.3	0.51 ZB	3.75	464 M3
EM-K24-0-1	7/31/2008	0	1	< 1 M2,RD	3.0	78.7 M2	< 1	< 2	7	8 ZG	629 M3	15.90 M2,N1,RD	175 M3,RD	< 0.2	66 M3	6 ZG	0.52	< 0.3 ZB	2.50	46 M3
EM-K24-1-3	7/31/2008	1	3	< 1 M2,RD	2.5	79.4 M2	< 1	< 2	8	5 ZG	530 M3	13.10 M2,N1,RD	124 M3,RD	< 0.2	19 M3	6 ZG	< 0.3	< 0.3 ZB	3.16	47 M3
EM-K24-5-7	7/31/2008	5	7	< 1 M2,RD	2.4	152 M2	< 1	< 2	6	8 ZG	486 M3	12.30 M2,N1,RD	241 M3,RD	< 0.2	24 M3	7 ZG	< 0.3	< 0.3 ZB	2.89	45 M3
EM-M26-0-1	8/1/2008	0	1	< 1 M2,RD	2.6	126 M2	< 1	< 2	7	5 ZG	358 M3	21.90 M2,N1,RD	146 M3,RD	< 0.2	66 M3	5 ZG	0.35	< 0.3 ZB	3.13	57 M3
EM-M26-1-3	8/1/2008	1	3	< 1 M2,RD	3.7	48.4 M2	< 1	< 2	8	< 5 ZG	469 M3	20.30 M2,N1,RD	109 M3,RD	< 0.2	23 M3	5 ZG	< 0.3	< 0.3 ZB	5.30	97 M3
EM-M26-5-7	8/1/2008	5	7	< 1 M2,RD	4.6	67.5 M2	< 1	< 2	10	6 ZG	536 M3	19.50 M2,N1,RD	144 M3,RD	< 0.2	44 M3	7 ZG	< 0.3	< 0.3 ZB	5.57	142 M3
EM-N29-0-1	8/6/2008	0	1	< 1 M2	5.2	56.0	< 1	< 2	9 ZG	6 ZG	495 M3	25.80	194 M3	< 0.2	124 M3	< 5 ZG	0.50	< 0.3	1.96	78 M3,ZH
EM-N29-1-3	8/6/2008	1	3	< 1 M2	7.5	65.9	1.1	< 2	6 ZG	17 ZG	805 M3	41.80	429 M3	< 0.2	94 M3	< 5 ZG	0.79	< 0.3	2.70	59 M3,ZH
EM-P24-0-1	8/7/2008	0	1	< 1 M2	2.3 ZB	104	< 1	< 2	5 RD,ZG	10 ZG	719 M3	15.00 N1,ZH	379 M3	< 0.2	60 M3	7	0.36 ZB	< 0.3 ZB	4.54 ZB	82 ZH
EM-P24-1-3	8/7/2008	1	3	< 1 M2	2.6 ZB	79.9	< 1	< 2	6 RD,ZG	5 ZG	483 M3	14.60 N1,ZH	146 M3	< 0.2	260 M3	< 5	0.48 ZB	< 0.3 ZB	5.44 ZB	64 ZH
EM-P24-5-7	8/7/2008	5	7	< 1 M2	2.3 ZB	86.5	< 1	< 2	8 RD,ZG	6 ZG	540 M3	24.60 N1,ZH	230 M3	< 0.2	106 M3	5	< 0.3 ZB	< 0.3 ZB	3.97 ZB	89 ZH
EM-P24-10-11	8/7/2008	10	11	< 1 M2	2.1 ZB	132	< 1	< 2	< 5 RD,ZG	8 ZG	348 M3	104 N1,ZH	293 M3	< 0.2	9 M3	8	< 0.3 ZB	< 0.3 ZB	6.46 ZB	550 ZH

Table 2-5
Former Esperanza Mill Subarea
Soil and Sediment Analytical Results
Sierrita Mine VRP Investigation

				Antimony (mg/kg)	Arsenic (mg/kg)	Barium (mg/kg)	Beryllium (mg/kg)	Cadmium (mg/kg)	Chromium (mg/kg)	Cobalt (mg/kg)	Copper (mg/kg)	Lead (mg/kg)	Manganese (mg/kg)	Mercury (mg/kg)	Molybdenum (mg/kg)	Nickel (mg/kg)	Selenium (mg/kg)	Thallium (mg/kg)	Uranium[T2] (mg/Kg)	Zinc (mg/Kg)
Non-Residential Soil Remediation Level (nr-SRL)[1]				410	10	170,000	1,900	510	1,000,000 (Cr III)	13,000	41,000	800	32,000	310	5,100	20,000	5,100	67	200	310,000
Groundwater Protection Level (GPL)[2]				35	290	12,000	23	29	590 (total)	NE	NE	290	NE	12	NE	590	290	12	NE	NE
Sample ID	**Sample Date**	**Depth (ft bgs)**																		
		Top	**Bottom**																	
EM-X26-0-1	8/6/2008	0	1	< 1 M2	3.2	94.8	< 1	< 2	6 ZG	10 ZG	1,390 M3	12.80	356 M3	< 0.2	154 M3	5 ZG	0.52	0.30	3.78	67 M3,ZH
EM-X26-1-3	8/6/2008	1	3	< 1 M2	1.7	52.8	< 1	< 2	5 ZG	7 ZG	424 M3	6.02	199 M3	< 0.2	51 M3	< 5 ZG	< 0.3	< 0.3	2.38	37 M3,ZH
EM-X26-5-7	8/6/2008	5	7	< 1 M2	4.5	101	< 1	< 2	5 ZG	7 ZG	1,030 M3	75.20	232 M3	< 0.2	307 M3	5 ZG	0.63	< 0.3	5.86	77 M3,ZH
2004 INVESTIGATION																				
EM-3	8/13/2004	0	0.25	4.7 M2	34.80 B7	NA	1.00	5.65	6	NA	11,600 M3	133 M3,RD	715	0.14	1,570 M3	11	9.4 TA	0.17	NA	824 M3,ZH
EM-4	8/13/2004	0	0.25	0.9 M2	10.80 B7,TA	NA	0.55	2.55	10	NA	8,360 M3	61.90	657 MA	0.08 M1	630 M3	25 ZG	1.5	0.15	NA	443 ZH
EM-5	8/13/2004	0	0.25	0.3 M2	3.62 N1*	NA	0.37	0.59	7	NA	1,880 M3	12.00 M3,RD	323	<0.04	122 M3	8	<0.5 TA	0.27	NA	195 ZH
EM-10	8/13/2004	0	0.25	0.6 M2	9.52 B7	NA	0.93	1.78	10	12	814 M3	54.50 M3,RD	538	<0.04	239 M3	8	0.7 TA	0.22	NA	256 ZH
EM-13	8/13/2004	0	0.25	0.3 M2	4.23 B7,TA	NA	0.72	0.83	8	NA	668 M3	12.70	172 MA	<0.05 M1	2,640 M3	8 ZG	<0.5	0.27	NA	64 ZH
EM-14	8/13/2004	0	0.25	0.4 M2	11.80 B7	NA	0.26	0.85	14	<5	409 M3	8.87 M3,RD	30	<0.05	471 M3	< 5	1.0 TA	0.89	NA	29 M3,ZH
EM-17	8/13/2004	0	0.25	**69*** M2	101 B7,ZH	NA	0.33	2.8	3	3	2,330 M3	80.7 M3,RD	75.5	0.30	1,690 M3	< 1	<5 TA	<0.3	NA	77 ZH
EM-18	8/13/2004	0	0.25	0.7 M2	10.40 B7	NA	0.48	2.31	8	NA	3,560 M3	54.80 M3,RD	173	0.04	1,470 M3	4	2.9 TA	0.19	NA	67 ZH
EM-21	8/13/2004	0	0.25	0.5 M2	4.09 N1*	NA	0.17	0.32	2	4	514 M3	8.79 M3,RD	110	<0.04	151 M3	< 1	1.5 TA	0.07	NA	25 ZH
EM-T-2-2'	10/5/2004	-	2	NA	3.58 B7	NA	0.51 ZI	NA	NA	NA	533 MA	17.20 M3	NA	NA	16	NA	NA	NA	NA	NA
EM-T-2-2.5'	10/5/2004	-	2.5	<0.2 B1,M3,TA	5.3 B7	NA	0.7 ZI	3.6	36	NA	1,170 M3	19.0 M3	31 MA	<0.05 H,H1	1,050	< 5	0.9 TA	1.1 TA	NA	40 ZH
EM-T-2-B-18"	10/5/2004	-	1.5	0.3 B1,M3,TA	6.4 B7	NA	0.9 ZI	0.5	33	NA	1,400 M3	17.5 M3	198 MA	<0.04 H,H1	103	< 5	2.2 TA	0.2 TA	NA	169 ZK
EM-T-3-4'	10/5/2004	-	4	3.1 B1,M3,TA	38.8 B7	NA	0.9 ZI	1.6	90	NA	1,850 M3	43.8 M3	212 MA	<0.05 H,H1	260	< 5	0.9 TA	0.2 TA	NA	111 ZK
EM-T-3-6'	10/5/2004	-	6	2.0 B1,M3,TA	4.70 B7	NA	1.03 ZI	1.37	8 ZG	NA	1,270 MA	10.80 M3	593 MA	<0.04 H,H1	21	8	0.31 TA	0.16 TA	NA	209 ZK
EM-T-3-12'	10/5/2004	-	12	NA	3.52 B7	NA	1.43 ZI	NA	NA	NA	733 MA	12.40 M3	NA	NA	20	NA	NA	NA	NA	NA

Notes:

[1] ADEQ May 2007 Non-Residential Soil Remediation Level

[2] ADEQ September 1996 Groundwater Protection Level

mg/kg - milligrams per Kilogram

ft bgs - feet below ground surface

Cr III - trivalent chromium

Results in red indicate an exceedance of the non-residential SRL.

Result in **bold** with an * denotes an exceedance of the GPL.

< 0.20 denotes the element was not detected at a concentration above either the method detection limit (2004 data) or the practical quantitation limit (2008 data)

NE - not established

NA - not analyzed

B1 - Target analyte detected in prep/method blank at or above the method reporting limit.

B7 - Target analyte detected in prep/method blank at or above acceptance limit. Sample value is > 10X the concentration in the method blank.

H - Analysis exceeded method hold time. pH is a field test with an immediate hold time.

H1 - Sample analysis performed past holding time.

MA - Recovery for either the spike or spike duplicate was outside of the acceptance limits; the RPD was within the acceptance limits.

M1 - Matrix spike recovery was high, the recovery of the associated control sample (LCS or LFB) was acceptable.

M2 - Matrix spike recovery was low, the recovery of the associated control sample (LCS or LFB) was acceptable.

M3 - The spike recovery value is unusable since the analyte concentration in the sample is disproportionate to the spike level. The recovery of the associated control sample (LCS or LFB) was acceptable.

N1 - The Lead data has been qualified with the N1 flag on the extended qualifier report. The chemist noted that the associated interferent check sample (ICSA) failed control criteria. However, its level was less than 10 times that found in the samples.

N1* - Trace level of Arsenic were found in the associated prep blank on a few samples. The blank read 0.0010 mg/L at the instrument. This value should not have affected the sample results significantly.

RD - For a solid matrix, the duplicate RPD (spike or matrix) exceeded the control limit, which is attributable to the non-homogeneity of the sample.

TA - Analyte is not covered by Arizona licensure program #AZ0102, or ACZ does not maintain ADHS certification for this analyte.

T2 - Cited ADHS licensed method does not contain this analyte as part of method compound list.

ZB - The ICP-MS Serial Dilution was not used for data validation because the sample concentration was less than 100 times the MDL.

ZG - The ICP Serial Dilution was not used for data validation because the sample concentration was less than 50 times the MDL.

ZH - Serial Dilution exceeded the acceptance criteria. Matrix interference [physical or chemical] is suspected.

ZI - One LCS was outside the recovery method limits while another LCS was within the recovery limits, RPD is within limits.

ZK - Analyte concentration in the blank was less than the lower acceptance limit. Sample concentration is at least ten times greater than the absolute value of the blank concentration.

Table 2-5
Former Esperanza Mill Subarea
Soil and Sediment Analytical Results
Sierrita Mine VRP Investigation

				Antimony (mg/kg)	Arsenic (mg/kg)	Barium (mg/kg)	Beryllium (mg/kg)	Cadmium (mg/kg)	Chromium (mg/kg)	Hexavalent Chromium (mg/kg)	Cobalt (mg/kg)	Copper (mg/kg)	Lead (mg/kg)	SPLP-Lead (mg/L)	Manganese (mg/kg)	Mercury (mg/kg)	Molybdenum (mg/kg)	Nickel (mg/kg)	Selenium (mg/kg)	Thallium (mg/kg)	Uranium[T2] (mg/kg)	Zinc (mg/kg)
Non-Residential Soil Remediation Level (nr-SRL)[1]				410	10	170,000	1,900	510	1,000,000 (Cr III)	65 (Cr VI)	13,000	41,000	800	NE	32,000	310	5,100	20,000	5,100	67	200	310,000
Groundwater Protection Level (GPL)[2]				35	290	12,000	23	29	590 (total)	NE	NE	NE	290	NE	NE	12	NE	590	290	12	NE	NE
Sample ID	**Sample Date**	**Depth (ft bgs)**																				
		Top	**Bottom**																			
2008 CHARACTERIZATION																						
C POND SPOILS																						
CS-JS-01-0-1	8/4/2008	0	1	< 1 M2	8.7 ZB	82.3 MA	< 1	< 2	14 ZG	< 4 DA,M2,MD	7 ZG	423	65.10 BB,M3,ZH	NA	386 M3,RD,ZH	< 0.2	142	6	0.62	< 0.3 ZB	3.67 ZB	124 M3,RD
CS-JS-01-1-3	8/4/2008	1	3	< 1 M2	2.2 ZB	121 MA	< 1	< 2	37 ZG	NA	8 ZG	432	90.50 BB,M3,ZH	NA	546 M3,RD,ZH	< 0.2	54	6	< 0.3	< 0.3 ZB	4.66 ZB	172 M3,RD
CS-JS-01-5-7	8/4/2008	5	7	< 1 M2	3.6 ZB	146 MA	< 1	< 2	5 ZG	NA	10 ZG	602	**343*** M3,N1	NA	486 M3,RD,ZH	< 0.2	134	5	0.48	< 0.3 ZB	6.09 ZB	302 M3,RD
CS-JS-01-10-12	8/4/2008	10	12	1.0 M2	5.8 ZB	123 MA	< 1	< 2	9 ZG	NA	12 ZG	4,580	47.90 BB,M3,ZH	NA	392 M3,RD,ZH	< 0.2	735	5	3.37	< 0.3 ZB	6.90 ZB	150 M3,RD
CS-JS-02-0-1	8/4/2008	0	1	< 1 M2	4.0 ZB	157 MA	< 1	< 2	8 ZG	NA	9 ZG	640	126 BB,M3,ZH	NA	348 M3,RD,ZH	< 0.2	81	6	0.41	0.32 ZB	3.77 ZB	218 M3,RD
CS-JS-02-1-3	8/4/2008	1	3	< 1 M2	3.3 ZB	85.6 MA	< 1	< 2	7 ZG	NA	7 ZG	448	25.70 BB,M3,ZH	NA	269 M3,RD,ZH	< 0.2	28	5	0.32	< 0.3 ZB	3.28 ZB	269 M3,RD
CS-JS-02-5-7	8/4/2008	5	7	< 1 M2	1.6 ZB	366 MA	< 1	< 2	5 ZG	NA	11 ZG	131	20.30 BB,M3,ZH	NA	430 M3,RD,ZH	< 0.2	5	9	< 0.3	0.38 ZB	3.00 ZB	1,140 M3,RD
CS-JS-02-10-11	8/4/2008	10	11	< 1 M2	5.3 ZB	138 MA	< 1	8.3	5 ZG	NA	12 ZG	448	**376*** M3,N1	< 0.2	717 M3,RD,ZH	< 0.2	15	8	< 0.3	< 0.5 ZB	7.77 ZB	3,630 M3,RD
CS-JS-03-0-1	8/5/2008	0	1	< 1 M2	3.8	95.4 M1,ZH	< 1	< 2	8	NA	17	562 M3,ZH	57.20 M3	NA	279 M1,ZH	< 0.2	51 ZG	5	< 0.3 M2,ZB	< 0.3 ZB	11.00	129 M1,ZH
CS-JS-03-1-3	8/5/2008	1	3	< 1 M2	3.5	123 M1,ZH	< 1	< 2	8	NA	8	802 M3,ZH	48.80 M3	NA	273 M1,ZH	< 0.2	66 ZG	6	0.37 M2,ZB	< 0.3 ZB	3.24	154 M1,ZH
CS-JS-03-5-7	8/5/2008	5	7	< 1 M2	2.9	142 M1,ZH	< 1	< 2	13	NA	10	770 M3,ZH	88.70 M3	NA	478 M1,ZH	< 0.2	46 ZG	10	0.30 M2,ZB	0.31 ZB	3.01	217 M1,ZH
CS-JS-03-10-12	8/5/2008	10	12	< 1 M2	3.3	201 M1,ZH	< 1	< 2	8	NA	11	641 M3,ZH	71.40 M3	NA	371 M1,ZH	< 0.2	98 ZG	9	0.34 M2,ZB	0.35 ZB	3.00	456 M1,ZH
CS-JS-04-0-1	8/6/2008	0	1	< 1 M2	3.2	111	< 1	< 2	7 ZG	NA	8 ZG	557 M3	131	NA	375 M3	< 0.2	281 M3	6 ZG	0.49	0.31	2.94	207 M3,ZH
CS-JS-04-1-3	8/6/2008	1	3	< 1 M2	4.3	101	< 1	< 2	17 ZG	NA	8 ZG	658 M3	18.20	NA	209 M3	< 0.2	822 M3	5 ZG	0.88	< 0.3	3.42	76 M3,ZH
CS-JS-04-5-7	8/6/2008	5	7	< 1 M2	1.6	216	< 1	< 2	6 ZG	NA	14 ZG	425 M3	16.30	NA	495 M3	< 0.2	8 M3	9 ZG	< 0.3	0.40	3.29	451 M3,ZH
CS-JS-05-0-1	8/27/2008	0	1	< 1 M2	3.9	294 M2	< 1	< 2	5 RD	NA	12 ZG	116	38.10	NA	515 M3,RD	< 0.2	19 M3,RD	11 ZG	< 0.3	0.36 ZB	5.08 RD	134 M3
CS-JS-05-1-3	8/27/2008	1	3	< 1 M2	14.6	103 M2	< 1	< 2	< 5 RD	NA	6 ZG	148	280 ZH	NA	538 M3,RD	< 0.2	17 M3,RD	6 ZG	0.39	< 0.3 ZB	8.01 RD	502 M3
CS-JS-05-1-3D	8/27/2008	1	3	< 1 M2	14.5	147 M2	< 1	< 2	5 RD	NA	7 ZG	120	212	NA	495 M3,RD	< 0.2	13 M3,RD	7 ZG	0.37	< 0.3 ZB	8.81 RD	417 M3
CS-JS-06-0-1	8/27/2008	0	1	< 1 M2	1.6	213 M2	< 1	< 2	5 RD	NA	16 ZG	175	30.50	NA	501 M3,RD	< 0.2	7 M3,RD	12 ZG	< 0.3	0.49 ZB	3.15 RD	168 M3
CS-JS-06-1-3	8/27/2008	1	3	< 1 M2	1.2	168 M2	< 1	< 2	5 RD	NA	11 ZG	149	3.50	NA	373 M3,RD	< 0.2	< 5 M3,RD	9 ZG	< 0.3	0.50 ZB	2.88 RD	257 M3
EM-U25-0-1	8/6/2008	0	1	< 1 M2	3.2	265	< 1	< 2	7 ZG	NA	10 ZG	728 M3	100	NA	398 M3	< 0.2	113 M3	7 ZG	0.32	< 0.3	3.65	234 M3,ZH
EM-U25-1-3	8/6/2008	1	3	< 1 M2	4.6	156	< 1	< 2	8 ZG	NA	11 ZG	1,210 M3	136	NA	366 M3	< 0.2	292 M3	7 ZG	0.72	< 0.3	3.89	233 M3,ZH
EM-U25-5-5.5	8/6/2008	5	5.5	< 1 M2	8.6	88.7	< 1	< 2	7 ZG	NA	9 ZG	204 M3	**433*** M3	NA	693 M3	< 0.2	57 M3	6 ZG	< 0.3	< 0.3	14.10	971 M3,ZH
C POND																						
C-JS-01-0-1	8/1/2008	0	1	< 1 M2,RD	5.3	79.2 M2	< 1	< 2	9	NA	7 ZG	677 M3	56.60 M2,N1,RD	NA	338 M3,RD	< 0.2	135 M3	7 ZG	0.33	< 0.3 ZB	3.39	149 M3
C-JS-01-1-3	8/1/2008	1	3	< 1 M2,RD	4.5	136 M2	< 1	< 2	8	NA	8 ZG	763 M3	46.30 M2,N1,RD	NA	329 M3,RD	< 0.2	194 M3	6 ZG	0.40	< 0.3 ZB	4.10	188 M3
C-JS-02-0-1	8/1/2008	0	1	< 1 M2,RD	3.4	116 M2	1.3	< 2	8	NA	14 ZG	794 M3	30.50 M2,N1,RD	NA	551 M3,RD	< 0.2	99 M3	9 ZG	0.39	< 0.3 ZB	4.64	362 M3
C-JS-02-1-3	8/1/2008	1	3	< 1 M2,RD	1.8	64.9 M2	< 1	< 2	6	NA	5 ZG	399 M3	10.00 M2,N1,RD	NA	170 M3,RD	< 0.2	18 M3	6 ZG	< 0.3	< 0.3 ZB	4.34	180 M3
C-JS-02-5-7	8/1/2008	5	7	< 1 M2,RD	1.6	143 M2	< 1	< 2	< 5	NA	9 ZG	442 M3	37.30 M2,N1,RD	NA	373 M3,RD	< 0.2	5 M3	7 ZG	< 0.3	< 0.3 ZB	9.38	1,070 M3

Table 2-6
Former C Pond and C Pond Spoils Subarea
Soil and Sediment Analytical Results
Sierrita Mine VRP Investigation

Sample ID	Sample Date	Depth (ft bgs) Top	Depth (ft bgs) Bottom	Antimony (mg/kg)	Arsenic (mg/kg)	Barium (mg/kg)	Beryllium (mg/kg)	Cadmium (mg/kg)	Chromium (mg/kg)	Hexavalent Chromium (mg/kg)	Cobalt (mg/kg)	Copper (mg/kg)	Lead (mg/kg)	SPLP-Lead (mg/L)	Manganese (mg/kg)	Mercury (mg/kg)	Molybdenum (mg/kg)	Nickel (mg/kg)	Selenium (mg/kg)	Thallium (mg/kg)	Uranium[T2] (mg/kg)	Zinc (mg/kg)
Non-Residential Soil Remediation Level (nr-SRL)[1]				410	10	170,000	1,900	510	1,000,000 (Cr III)	65 (Cr VI)	13,000	41,000	800	NE	32,000	310	5,100	20,000	5,100	67	200	310,000
Groundwater Protection Level (GPL)[2]				35	290	12,000	23	29	590 (total)	NE	NE	NE	290	NE	NE	12	NE	590	290	12	NE	NE
C-JS-03-0-1	8/4/2008	0	1	< 1 M2	6.6 ZB	82.5 MA	1.4	< 2	11 ZG	NA	12 ZG	1,020	74.80 BB,M3,ZH	NA	573 M3,RD,ZH	< 0.2	199	10	0.69	< 0.3 ZB	6.11	256 M3,RD
C-JS-03-1-3	8/4/2008	1	3	< 1 M2	3.3 ZB	136 MA	< 1	< 2	8 ZG	NA	8 ZG	485	53.20 BB,M3,ZH	NA	351 M3,RD,ZH	< 0.2	37	6	< 0.3	< 0.3 ZB	3.70 ZB	442 M3,RD
C-JS-03-5-7	8/4/2008	5	7	< 1 M2	2.7 ZB	88.1 MA	< 1	< 2	12 ZG	NA	6 ZG	371	45.90 BB,M3,ZH	NA	256 M3,RD,ZH	< 0.2	18	6	< 0.3	< 0.3 ZB	3.15 ZB	255 M3,RD
C-JS-03-10-12	8/4/2008	10	12	< 1 M2	2.2 ZB	85.8 MA	< 1	< 2	8 ZG	NA	< 5 ZG	365	89.30 BB,M3,ZH	NA	211 M3,RD,ZH	0.04	7	< 5	0.41	< 0.3 ZB	13.00 ZB	178 M3,RD
C-JS-03-15-17	8/4/2008	15	17	< 1 M2	2.8 ZB	95.6 MA	< 1	< 2	10 ZG	NA	6 ZG	442	66.60 BB,M3,ZH	NA	270 M3,RD,ZH	< 0.2	14	5	0.42	< 0.3 ZB	15.30 ZB	207 M3,RD
C-JS-04-0-1	8/5/2008	0	1	< 1 M2	8.9	73.0 M1,ZH	1.2	< 2	23	NA	12	671 M3,ZH	44.40 M3	NA	664 M1,ZH	< 0.2	98 ZG	11	0.30 M2,ZB	< 0.3 ZB	4.05	245 M1,ZH
C-JS-04-1-3	8/5/2008	1	3	< 1 M2	1.4	137 M1,ZH	< 1	< 2	6	NA	7	491 M3,ZH	15.10 BB,M3	NA	333 M1,ZH	< 0.2	16 ZG	6	< 0.3 M2,ZB	< 0.3 ZB	3.28	45 M1,ZH
C-JS-04-5-7	8/5/2008	5	7	< 1 M2	2.3	152 M1,ZH	< 1	< 2	11	NA	11	420 M3,ZH	56.10 BB,M3	NA	388 M1,ZH	< 0.2	38 ZG	8	< 0.3 M2,ZB	< 0.3 ZB	3.23	106 M1,ZH
C-JS-04-10-12	8/5/2008	10	12	< 1 M2	4.7	88.1 M1,ZH	< 1	2.1	9	NA	11	2,780 M3,ZH	41.40 BB,M3	NA	187 M1,ZH	< 0.2	537 ZG	6	2.39 M2,ZB	< 0.3 ZB	7.23	135 M1,ZH
C-JS-04-15-16	8/5/2008	15	16	< 1 M2	3.9	103 M1,ZH	< 1	< 2	7	NA	7	1,150 M3,ZH	54.80 M3	NA	155 M1,ZH	< 0.2	276 ZG	<5	1.02 M2,ZB	< 0.3 ZB	4.43	65 M1,ZH
C-JS-05-0-1	8/5/2008	0	1	< 1 M2	4.2	120 M1,ZH	< 1	< 2	16	NA	10	481 M3,ZH	**477*** M3	< 0.0005	838 M1,ZH	< 0.2	74 ZG	7	< 1 M2,ZB	< 0.3 ZB	5.66	315 M1,ZH
C-JS-05-1-3	8/5/2008	1	3	< 1 M2	11.2	104 M1,ZH	< 1	< 2	< 5	NA	< 5	185 M3,ZH	**3,740*** M3	0.0010	78.1 M1,ZH	< 0.2	18 ZG	< 5	< 5 M2,ZB	0.62 ZB	4.19	156
2004 INVESTIGATION																						
EM-26	8/13/2004	0	0.25	2.5 M2	23.00 B7,TA	NA	2.36	1.99	15 ZG	NA	NA	5,220 M3	127	NA	928 M3,ZH	0.18 M1	936 M3,ZH	20 ZG	2.2	0.40	NA	429 ZH
EM-T-4-6'	10/5/2004	-	6	0.7 B1,M3,TA	6.77 B7	NA	0.76 ZI	2.83	7 ZG	NA	NA	2,020 MA	64.30 M3,TA	NA	250 MA	0.05 H,H1	550	6	2.27 TA	0.21 TA	NA	104 ZK
EM-T-4-10'	10/5/2004	-	10	NA	2.66 TA	NA	0.76 ZI	NA	NA	NA	NA	643 MA	21.60 M3	NA	NA	NA	88	NA	NA	NA	NA	NA

Notes:

[1] ADEQ May 2007 Non-Residential Soil Remediation Level

[2] ADEQ September 1996 Groundwater Protection Level

mg/kg - milligrams per Kilogram

ft bgs - feet below ground surface

Cr III - trivalent chromium

Results in red indicate an exceedance of the non-residential SRL.

Result in **bold** with an * denotes an exceedance of the GPL.

< 0.20 denotes the element was not detected at a concentration above either the method detection limit (2004 data) or the practical quantitation limit (2008 data)

NE - not established

NA - not analyzed

BB - Target analyte detected in calibration blank at or above acceptance limit. Sample value was > 10X the concentration in the calibration blank.

B1 - Target analyte detected in prep/method blank at or above the method reporting limit.

B7 - Target analyte detected in prep/method blank at or above acceptance limit. Sample value is > 10X the concentration in the method blank.

DA - Sample required dilution due to reactivity.

H - Analysis exceeded method hold time. pH is a field test with an immediate hold time.

H1 - Sample analysis performed past holding time.

MA - Recovery for either the spike or spike duplicate was outside of the acceptance limits; the RPD was within the acceptance limits.

MD - The spike recovery (and spike duplicate RPD, if applicable) was not used for data validation because the concentration of the sample and/or the spike was less than the reporting limit.

M1 - Matrix spike recovery was high, the recovery of the associated control sample (LCS or LFB) was acceptable.

M2 - Matrix spike recovery was low, the recovery of the associated control sample (LCS or LFB) was acceptable.

M3 - The spike recovery value is unusable since the analyte concentration in the sample is disproportionate to the spike level. The recovery of the associated control sample (LCS or LFB) was acceptable.

N1 - The chemist noted that Lead failed control criteria in the ICSA sample. The level in the samples is greater than 10 times that in the ICSA. No significant impact would be expected.

RD - For a solid matrix, the duplicate RPD (spike or matrix) exceeded the control limit, which is attributable to the non-homogeneity of the sample.

TA - Analyte is not covered by Arizona licensure program #AZ0102, or ACZ does not maintain ADHS certification for this analyte.

T2 - Cited ADHS licensed method does not contain this analyte as part of method compound list.

ZB - The ICP-MS Serial Dilution was not used for data validation because the sample concentration was less than 100 times the MDL.

ZG - The ICP Serial Dilution was not used for data validation because the sample concentration was less than 50 times the MDL.

ZH - Serial Dilution exceeded the acceptance criteria. Matrix interference [physical or chemical] is suspected.

ZI - One LCS was outside the recovery method limits while another LCS was within the recovery limits, RPD is within limits.

ZK - Analyte concentration in the blank was less than the lower acceptance limit. Sample concentration is at least ten times greater than the absolute value of the blank concentration.

Table 2-6
Former C Pond and C Pond Spoils Subarea
Soil and Sediment Analytical Results
Sierrita Mine VRP Investigation

				Antimony (mg/kg)	Arsenic (mg/kg)	Barium (mg/kg)	Beryllium (mg/kg)	Cadmium (mg/kg)	Chromium (mg/kg)	Hexavalent Chromium (mg/kg)	Cobalt (mg/kg)	Copper (mg/kg)	Lead (mg/kg)	SPLP Lead (mg/L)	Manganese (mg/kg)	Mercury (mg/kg)	Molybdenum (mg/kg)	Nickel (mg/kg)	Selenium (mg/kg)	Thallium (mg/kg)	Uranium[T2] (mg/kg)	Zinc (mg/kg)
Non-Residential Soil Remediation Level (nr-SRL)[1]				410	10	170,000	1,900	510	1,000,000 (Cr III)	65 (Cr VI)	13,000	41,000	800	NE	32,000	310	5,100	20,000	5,100	67	200	310,000
Groundwater Protection Level (GPL)[2]				35	290	12,000	23	29	590 (total)	NE	NE	NE	290	NE	NE	12	NE	590	290	12	NE	NE
Sample ID	Sample Date	Depth (ft bgs) Top	Depth (ft bgs) Bottom																			
2008 CHARACTERIZATION																						
RA-JS-01-0-1	8/7/2008	0	1	< 1 M2	9.7 ZB	67.3	< 1	<2	5 RD,ZG	NA	7 ZG	3,550 M3	64.70 N1,ZH	NA	401 M3	<0.2	955 M3	< 5	1.90 ZB	< 0.3 ZB	4.42 ZB	133 ZH
RA-JS-01-1-3	8/7/2008	1	3	< 1 M2	16.8 ZB	99.1	2.1	<2	8 RD,ZG	NA	13 ZG	4,020 M3	120 N1,ZH	NA	566 M3	<0.2	767 M3	7	2.17 ZB	< 0.3 ZB	13.40 ZB	173 ZH
RA-JS-01-5-7	8/7/2008	5	7	< 1 M2	13.5 ZB	83.7	< 1	<2	6 RD,ZG	NA	16 ZG	7,520 M3	78.60 N1,ZH	NA	276 M3	<0.2	525 M3	7	2.43 ZB	< 0.3 ZB	6.59 ZB	125 ZH
RA-JS-02-0-1	8/11/2008	0	1	8.0 M2,J	35.4 B7,ZB,J	74.1	<5	<2 UJ	10 J	NA	17 J	30,200 M3,RD,J	137 MA,J	NA	384	0.36	1,430 M3,J	< 5 UJ	11.10 B7,BB,ZB,J	0.35 MA	5.63 M1,RD,ZH	281 ZH,J
RA-JS-02-0-1D	8/11/2008	0	1	18.1 M2,J	81.6 M2,J	70	<10	<20 UJ	<50 UJ	NA	< 50 ZG,UJ	88,000 M3,J	**326*** MA,J	NA	223	< 0.2 H,H3	3,430 M3,J	< 50 UJ	26.3,J	< 0.5 ZB	3.4	540 J
RA-JS-02-1-3	8/11/2008	1	3	17.4 M2,J	89.7 B7,ZB,J	68.9	<5	2.5	18	NA	22	27,800 M3,RD,J	**349*** J	< 0.2	327	< 0.3	3,430 M3,J	< 5	9.76 B7,BB,ZB,J	0.36 MA	8.62 M1,RD,ZH	466 ZH
RA-JS-02-1-3D	8/11/2008	1	3	5.2 M2,J	44.9 M2,J	73.7	< 1	< 2	9	NA	14 ZG	10,600 M3,RL,J	134 MA,J	NA	383	< 0.3 H,H3	1,950 M3,J	6	4.77 J	0.35 ZB	10.50	426
RA-JS-02-5-7	8/11/2008	5	7	9.6 M2	60.0 B7,ZB	78.1	6.2	< 2	35	<8 DA,H3,MD,H,M2	26	19,600 M3,RD	199 MA	NA	382	0.32	1,950 M3	8	6.25 B7,BB,ZB	0.39 MA	29.90 M1,RD,ZH	629 ZH
RA-JS-02-5-7D	8/11/2008	5	7	9.2 M2	76.0 B7,ZB	81.1	5.0	2.0	32	<7 DA,H3,MD,H,M2,QD	25	18,000 M3,RD	185 M3	NA	415	0.57	1,960 M3	9	7.83 B7,BB,ZB	0.52 MA	32.20 M1,RD,ZH	589 ZH
RA-JS-03-0-1	8/7/2008	0	1	<1 M2	1.7 ZB	163	<1	<2	5 RD,ZG	NA	7 ZG	113 M3	4.99 N1,ZH	NA	239 M3	<0.2	26 M3	6	< 0.3 ZB	0.32 ZB	3.70 ZB	75 ZH
RA-JS-03-1-3	8/7/2008	1	3	<1 M2	1.1 ZB	127	<1	<2	< 5 RD,ZG	NA	6 ZG	62 M3	2.81	NA	228 M3	<0.2	12 M3	6	< 0.3 ZB	< 0.3 ZB	3.33 ZB	63 ZH
RA-JS-04-0-1	8/7/2008	0	1	<1 M2	1.4 ZB	121	<1	<2	< 5 RD,ZG	NA	6 ZG	201 M3	10.80 N1,ZH	NA	232 M3	<0.2	13 M3	5	< 0.3 ZB	0.34 ZB	2.75 ZB	60 ZH
RA-JS-04-1-2.5	8/7/2008	1	2.5	<1 M2	1.0 ZB	98.9	<1	<2	< 5 RD,ZG	NA	5 ZG	136 M3	3.00	NA	220 M3	<0.2	<5 M3	< 5	< 0.3 ZB	< 0.3 ZB	3.40 ZB	51 ZH
RA-JS-05-0-1	8/7/2008	0	1	<1 M2	5.2 ZB	52.2	<1	<2	< 5 RD,ZG	NA	< 5 ZG	380 M3	24.50 N1,ZH	NA	169 M3	<0.2	157 M3	< 5	0.33 ZB	< 0.3 ZB	6.88 ZB	82 ZH
RA-JS-05-1-3	8/7/2008	1	3	<1 M2	3.1 ZB	53.5	<1	<2	< 5 RD,ZG	NA	5 ZG	284 M3	8.63 N1,ZH	NA	210 M3	<0.2	25 M3	< 5	< 0.3 ZB	< 0.3 ZB	8.31 ZB	87 ZH
RA-SD-01-0-1.5	8/11/2008	0	1.5	1.3 M2	10.1	73.1	<1	<2	11	NA	6	7,630 BB,M3,RD,J	86.90 MA	NA	277	< 0.3	998 M3	< 5	2.61 ZB	< 0.3 MA	7.72 M1,RD,ZH,J	91 ZH
RA-SD-01-0-1.5D	8/11/2008	0	1.5	< 1 M2	10.9 M2	87.2	<1	<2	11	NA	5 ZG	3,410 M3,J	57.30 MA	NA	344	< 0.3 H,H3	1,160 M3	5	3.66	0.30 ZB	4.32 J	110
RA-SD-01-1.5-3.0	8/11/2008	1.5	3	4.0 M2	24.7 B7,ZB	81.7	<1	<2	14	NA	10	6,960 BB,M3,RD	114 MA	NA	226	< 0.3	1,590 M3	< 5	3.46 ZB	0.31 MA	10.90 M1,RD,ZH	186 ZH
RA-SD-01-1.5-3.0D	8/11/2008	1.5	3	3.2 M2	21.5 M2	77.3	<1	<2	13	NA	6 ZG	6,150 M3	95.50 MA	NA	255	< 0.3 H,H3	1,090 M3	< 5	3.99	< 0.3 ZB	9.04	150
RA-SD-02-0-1.5	8/11/2008	0	1.5	5.8 M2	32.4 B7,ZB	52.4	<1	<2	7	NA	< 5	4,210 BB,M3,RD	106 MA	NA	108	< 0.2	530 M3	<5	3.13 ZB	< 0.3 MA	2.12 M1,RD,ZH	51 ZH
RA-SD-02-0-1.5D	8/11/2008	0	1.5	4.3 M2	26.6 M2	56.6	< 1	<2	< 5	NA	< 5 ZG	4,240 M3	137 MA	NA	115	< 0.2 H,H3	550 M3	<5	4.12	0.31 ZB	1.63	44
RA-SD-02-1.5-3.0	8/11/2008	1.5	3	7.4 M2	39.1 B7,ZB	57.4 J	< 1	<2	8	NA	5	4,180 BB,M3,RD	91.30 MA	NA	181	< 0.2	1,000 M3	<5	3.02 ZB	< 0.3 MA	3.98 M1,RD,ZH	77 ZH
RA-SD-02-1.5-3.0D	8/11/2008	1.5	3	9.4 M2	55.1 M2	99.6 J	< 1	<2	7	NA	< 5 ZG	4,790 M3	87.80 MA	NA	175	< 0.2 H,H3	1,430 M3	<5	4.73	< 0.3 ZB	3.58	86

Table 2-7
Former Raffinate Pond Subarea
Soil and Sediment Analytical Results
Sierrita Mine VRP Investigation

				Antimony (mg/kg)	Arsenic (mg/kg)	Barium (mg/kg)	Beryllium (mg/kg)	Cadmium (mg/kg)	Chromium (mg/kg)	Hexavalent Chromium (mg/kg)	Cobalt (mg/kg)	Copper (mg/kg)	Lead (mg/kg)	SPLP Lead (mg/L)	Manganese (mg/kg)	Mercury (mg/kg)	Molybdenum (mg/kg)	Nickel (mg/kg)	Selenium (mg/kg)	Thallium (mg/kg)	Uranium[T2] (mg/kg)	Zinc (mg/kg)
Non-Residential Soil Remediation Level (nr-SRL)[1]				410	10	170,000	1,900	510	1,000,000 (Cr III)	65 (Cr VI)	13,000	41,000	800	NE	32,000	310	5,100	20,000	5,100	67	200	310,000
Groundwater Protection Level (GPL)[2]				35	290	12,000	23	29	590 (total)	NE	NE	NE	290	NE	NE	12	NE	590	290	12	NE	NE
Sample ID	**Sample Date**	**Depth (ft bgs)**																				
		Top	**Bottom**																			
2004 INVESTIGATION																						
EM-9	8/13/2004	0	0.25	0.6 M2	5.01 B7	NA	0.44	0.57	8	NA	NA	522 M3	38.10 M3,RD	NA	340	<0.04	230 M3	5	<0.5 TA	0.22	NA	86 ZH
EM-T-1-1.5'	10/5/2004	-	1.5	1.4 M2,ZB	28.30 B7	NA	0.41	1.30	9	NA	NA	2,200 M3	60.90 MA	NA	151 M3	<0.05 H,H1	305 M3	6	3.76	0.17	NA	51 M3
EM-T-1-2'	10/5/2004	-	2	NA	23.00 B7	NA	0.82 ZI	NA	NA	NA	NA	9,850 MA	63.60 M3,TA	NA	NA	NA	229	NA	NA	NA	NA	NA
EM-T-1-6'	10/5/2004	-	6	0.5 B1,M3,TA	5.49 B7	NA	0.85 ZI	0.26	12 ZG	NA	NA	1,700 MA	36.50 M3,TA	NA	146 MA	0.06 H,H1	24	9	0.41 TA	0.22 TA	NA	100 ZH
EM-T-1-13'	10/5/2004	-	13	NA	1.35	NA	0.69 ZI	NA	NA	NA	NA	159 MA	65.90 M3,TA	NA	NA	NA	3	NA	NA	NA	NA	NA

Notes:

[1] ADEQ May 2007 Non-Residential Soil Remediation Level
[2] ADEQ September 1996 Groundwater Protection Level
mg/kg - milligrams per Kilogram
ft bgs - feet below ground surface
Cr III - trivalent chromium
Results in red indicate an exceedance of the non-residential SRL.
Result in **bold** with an * denotes an exceedance of the GPL.
< 0.20 denotes the element was not detected at a concentration above either the method detection limit (2004 data) or the practical quantitation limit (2008 data)
NE - not established
NA - not analyzed

BB - Target analyte detected in calibration blank at or above acceptance limit. Sample value was > 10X the concentration in the calibration blank.
B1 - Target analyte detected in prep/method blank at or above the method reporting limit.
B7 - Target analyte detected in prep/method blank at or above acceptance limit. Sample value is > 10X the concentration in the method blank.
DA - Sample required dilution due to reactivity.
H - Analysis exceeded method hold time. pH is a field test with an immediate hold time.
H1 - Sample analysis performed past holding time.
H3 - Sample was received and analyzed past holding time.
J - Indicates an estimated value.
MA - Recovery for either the spike or spike duplicate was outside of the acceptance limits; the RPD was within the acceptance limits.
MD - The spike recovery (and spike duplicate RPD, if applicable) was not used for data validation because the concentration of the sample and/or the spike was less than the reporting limit.
M1 - Matrix spike recovery was high, the recovery of the associated control sample (LCS or LFB) was acceptable.
M2 - Matrix spike recovery was low, the recovery of the associated control sample (LCS or LFB) was acceptable.
M3 - The spike recovery value is unusable since the analyte concentration in the sample is disproportionate to the spike level. The recovery of the associated control sample (LCS or LFB) was acceptable.
N1 - The chemist noted that the associated ICSA sample failed at 0.00096 mg/L. All samples are greater than 10X this level and not impacted.
QD - Reported value is the background-corrected concentration, as described by the method.
RD - For a solid matrix, the duplicate RPD (spike or matrix) exceeded the control limit, which is attributable to the non-homogeneity of the sample.
RL - Recovery for either the LCS or LCS duplicate was outside of the acceptance limits; the RPD was within the acceptance limits.
TA - Analyte is not covered by Arizona licensure program #AZ0102, or ACZ does not maintain ADHS certification for this analyte.
T2 - Cited ADHS licensed method does not contain this analyte as part of method compound list.
UJ - Indicates the compound or analyte was analyzed for but not detected. The sample detection limit is an estimated value.
ZB - The ICP-MS Serial Dilution was not used for data validation because the sample concentration was less than 100 times the MDL.
ZG - The ICP Serial Dilution was not used for data validation because the sample concentration was less than 50 times the MDL.
ZH - Serial Dilution exceeded the acceptance criteria. Matrix interference [physical or chemical] is suspected.
ZI - One LCS was outside the recovery method limits while another LCS was within the recovery limits, RPD is within limits.

Table 2-7
Former Raffinate Pond Subarea
Soil and Sediment Analytical Results
Sierrita Mine VRP Investigation

				Antimony (mg/kg)	Arsenic (mg/kg)	Barium (mg/kg)	Beryllium (mg/kg)	Cadmium (mg/kg)	Chromium (mg/kg)	Hexavalent Chromium (mg/kg)	Cobalt (mg/kg)	Copper (mg/kg)	Lead (mg/kg)	SPLP-Lead (mg/L)	Manganese (mg/kg)	Mercury (mg/kg)	Molybdenum (mg/kg)	Nickel (mg/kg)	Selenium (mg/kg)	Thallium (mg/kg)	Uranium[T2] (mg/kg)	Zinc (mg/kg)
Non-Residential Soil Remediation Level (nr-SRL)[1]				410	10	170,000	1,900	510	1,000,000 (Cr III)	65 (Cr VI)	13,000	41,000	800	NE	32,000	310	5,100	20,000	5,100	67	200	310,000
Groundwater Protection Level (GPL)[2]				35	290	12,000	23	29	590 (total)	NE	NE	NE	290	NE	NE	12	NE	590	290	12	NE	NE
Sample ID	**Sample Date**	**Depth (ft bgs)**																				
		Top	**Bottom**																			
2008 CHARACTERIZATION																						
EM-JS-02-0-1	8/1/2008	0	1	< 1 M2,RD	5.1	115 M2	< 1	< 2	7	NA	9 ZG	2,160 M3	187 M2,N1,RD	NA	566 M3,RD	< 0.2	382 M3	9 ZG	0.55	< 0.3 ZB	6.85	531 M3
EM-JS-02-1-3	8/1/2008	1	3	< 1 M2,RD	3.4	89.6 M2	< 1	< 2	5	NA	6 ZG	722 M3	**576*** MA	< 0.2	684 M3,RD	< 0.2	8 M3	5 ZG	< 0.3	< 0.3 ZB	10.20	640 M3
EM-JS-06-0-1	8/13/2008	0	1	1.5 M2	10.3	45.0	< 1	< 2	9	NA	18	4,090 BB,M3,RD	86.10 MA	NA	448	< 0.2	1,180 M3	< 5	3.01 ZB	< 0.3 MA	6.63 M1,RD,ZH	161 ZH
EM-JS-06-1-3	8/13/2008	1	3	1.0 M2	6.5	40.2	< 1	< 2	6	NA	14	1,900 BB,M3,RD	33.50 MA	NA	288	< 0.2	472 M3	< 5	2.58 ZB	< 0.3 MA	4.13 M1,RD,ZH	53 ZH
EM-JS-06-5-7	8/13/2008	5	7	< 1 M2	8.1	39.2	< 1	< 2	14	NA	17	2,650 BB,M3,RD	157 MA	NA	371	< 0.2	309 M3	< 5	2.53 ZB	< 0.3 MA	5.12 M1,RD,ZH	110 ZH
EM-JS-06-10-11	8/13/2008	10	11	2.1 M2	15.8 B7,ZB	142	< 1	< 2	22	NA	16	5,870 BB,M3,RD	93.30 MA	NA	579	< 0.2	481 M3	19	1.85 ZB	< 0.3 MA	18.10 M1,RD,ZH	283 ZH
EM-JS-07-0-1	8/13/2008	0	1	1.4 M2	11.7	96.2	< 1	< 2	12	NA	19	3,770 BB,M3,RD	96.40 MA	NA	382	< 0.2	6,830 M3	< 5	3.68 ZB	< 0.3 MA	6.01 M1,RD,ZH	122 ZH
EM-JS-07-1-3	8/13/2008	1	3	2.3 M2	10.7	77.8	< 1	< 2	13	NA	17	4,840 BB,M3,RD	151 MA	NA	556	< 0.2	1,000 M3	10	2.77 ZB	< 0.3 MA	8.97 M1,RD,ZH	238 ZH
EM-JS-07-5-7	8/13/2008	5	7	1.2 M2	9.1	75.8	< 1	< 2	10	NA	17	3,840 BB,M3,RD	144 MA	NA	590	< 0.2	343 M3	11	2.13 ZB	< 0.3 MA	6.49 M1,RD,ZH	274 ZH
EM-JS-07-10-12	8/13/2008	10	12	2.6 M2	16.1 B7,ZB	62.6	< 1	2.0	36	< 4 DA,MD,M2	25	5,150 BB,M3,RD	147 MA	NA	645	0.23	5,610 M3	16	3.96 ZB	< 0.3 MA	9.21 M1,RD,ZH	393 ZH
EM-JS-07-15-16	8/13/2008	15	16	2.8 M2	17.8 B7,ZB	118	2.1	6.0	45	< 5 DA,MD,M2	19	6,910 BB,M3,RD	120 MA	NA	475	< 0.2	1,050 M3	12	2.45 ZB	0.35 MA	36.90 M1,RD,ZH	386 ZH
EM-JS-08-0-1	8/12/2008	0	1	1.1 M2	11.9	55.7	< 1	< 2	5 MA	NA	< 5 ZG	2,040 M3,ZH	57.00 M3	NA	166 M3	< 0.2	1,240 M3	< 5	3.24	< 0.3	2.41 ZB	39 M3
EM-JS-08-1-3	8/12/2008	1	3	< 1 M2	7.7 RL	47.3	< 1	< 2	< 5 MA	NA	5 ZG	1,800 M3,ZH	152 M3,J	NA	190 M3	< 0.2	315 M3	< 5	3.38	< 0.3	1.17 ZB	39 M3
EM-JS-08-1-3D	8/12/2008	1	3	< 1 M2	8.2 RL	69.5	< 1	< 2	< 5 MA	NA	5 ZG	1,430 M3,ZH	51.90 M3,J	NA	193 M3	< 0.2	342 M3	< 5	2.85	< 0.3	1.29 ZB	43 M3
EM-JS-08-5-7	8/12/2008	5	7	13.6 M2	64.8 RL	150	< 1	5.0	36 MA	< 9 DA,M2,MD	42 ZG	26,800 M3	**999*** M3,ZH	< 0.0005	932 M3	0.60	6,470 M3	33	7.85	< 0.3	5.20 ZB	1,550 M3
EM-JS-08-10-12	8/12/2008	10	12	2.0 M2	16.0 RL	77.6	< 1	5.3	193 MA	< 4 DA,M2,MD	23 ZG	4,120 M3,ZH	**303*** M3,ZH	< 0.0005	683 M3	0.40	2,220 M3	29	2.86	< 0.3	7.78 ZB	741 M3
2004 INVESTIGATION																						
EM-20	8/13/2004	0	0.25	2.0 M2	13.70 B7,TA	NA	0.55	2.39	17	NA	NA	4,710 M3	87.80	NA	405 MA	0.07 M1	6,500 M3,ZH	14 ZG	5.5	0.20	NA	234 ZH

Notes:

[1] ADEQ May 2007 Non-Residential Soil Remediation Level
[2] ADEQ September 1996 Groundwater Protection Level
mg/kg - milligrams per Kilogram
ft bgs - feet below ground surface
Cr III - trivalent chromium
Results in red indicate an exceedance of the non-residential SRL.
Result in **bold** with an * denotes an exceedance of the GPL.
< 0.20 denotes the element was not detected at a concentration above either the method detection limit (2004 data) or the practical quantitation limit (2008 data)
NE - not established
NA - not analyzed

BB - Target analyte detected in calibration blank at or above acceptance limit. Sample value was > 10X the concentration in the calibration blank.
B7 - Target analyte detected in prep/method blank at or above acceptance limit. Sample value is > 10X the concentration in the method blank.
DA - Sample required dilution due to reactivity.
J - Indicates an estimated value.
MA - Recovery for either the spike or spike duplicate was outside of the acceptance limits; the RPD was within the acceptance limits.
MD - The spike recovery (and spike duplicate RPD, if applicable) was not used for data validation because the concentration of the sample and/or the spike was less than the reporting limit.
M1 - Matrix spike recovery was high, the recovery of the associated control sample (LCS or LFB) was acceptable.
M2 - Matrix spike recovery was low, the recovery of the associated control sample (LCS or LFB) was acceptable.
M3 - The spike recovery value is unusable since the analyte concentration in the sample is disproportionate to the spike level. The recovery of the associated control sample (LCS or LFB) was acceptable.
N1 - The chemist noted that the associated interferent check sample (ICSA) failed control criteria. However, its level was less than 10 times that found in the samples.
RD - For a solid matrix, the duplicate RPD (spike or matrix) exceeded the control limit, which is attributable to the non-homogeneity of the sample.
RL - Recovery for either the LCS or LCS duplicate was outside of the acceptance limits; the RPD was within the acceptance limits.
TA - Analyte is not covered by Arizona licensure program #AZ0102, or ACZ does not maintain ADHS certification for this analyte.
T2 - Cited ADHS licensed method does not contain this analyte as part of method compound list.
ZB - The ICP-MS Serial Dilution was not used for data validation because the sample concentration was less than 100 times the MDL.
ZG - The ICP Serial Dilution was not used for data validation because the sample concentration was less than 50 times the MDL.
ZH - Serial Dilution exceeded the acceptance criteria. Matrix interference [physical or chemical] is suspected.

Table 2-8
Former Laydown Yard Subarea
Soil and Sediment Analytical Results
Sierrita Mine VRP Investigation

				Antimony (mg/kg)	Arsenic (mg/kg)	Barium (mg/kg)	Beryllium (mg/kg)	Cadmium (mg/kg)	Chromium (mg/kg)	Cobalt (mg/kg)	Copper (mg/kg)	Lead (mg/kg)	Manganese (mg/kg)	Mercury (mg/kg)	Molybdenum (mg/kg)	Nickel (mg/kg)	Selenium (mg/kg)	Thallium (mg/kg)	Uranium[T2] (mg/kg)	Zinc (mg/kg)
Non-Residential Soil Remediation Level (nr-SRL)[1]				410	10	170,000	1,900	510	1,000,000 (Cr III)	13,000	41,000	800	32,000	310	5,100	20,000	5,100	67	200	310,000
Groundwater Protection Level (GPL)[2]				35	290	12,000	23	29	590 (total)	NE	NE	290	NE	12	NE	590	290	12	NE	NE
Sample ID	**Sample Date**	**Depth (ft bgs)**																		
		Top	**Bottom**																	
2005 MWH																				
ORP-0118	12/20/2001	0	12	0.06	2.9	41.9	<0.4	0.32	5	NA	204	<8	NA	NA	NA	4	1	0.14	3.21	NA
2008 CHARACTERIZATION																				
RP-JS-01-0-1	8/12/2008	0	1	<1 M2	3.5 RL	127	<1	<2	<5 MA	5 ZG	124 M3,ZH	11.40 M3	271 M3	<0.2	51 M3	<5	0.91	<0.3	2.64 ZB	40 M3
RP-JS-01-1-3	8/12/2008	1	3	<1 M2	3.1 RL	46.1	<1	<2	<5 MA	5 ZG	183 M3,ZH	12.70 M3	244 M3	<0.2	86 M3	<5	0.80	<0.3	2.44 ZB	43 M3
RP-JS-01-1-3D	8/12/2008	1	3	<1 M2	3.1 RL	41.8	<1	<2	<5 MA	5 ZG	181 M3,ZH	13.40 M3	239 M3	<0.2	66 M3	<5	0.80	<0.3	2.35 ZB	42 M3
RP-JS-01-5-7	8/12/2008	5	7	<1 M2	1.9 RL	49.0	<1	<2	<5 MA	5 ZG	137 M3,ZH	6.43 M3	231 M3	<0.2	33 M3	<5	0.60	<0.3	1.26 ZB	36 M3
RP-JS-01-10-12	8/12/2008	10	12	<1 M2	2.6 RL	50.8	<1	<2	<5 MA	5 ZG	466 M3,ZH	9.69 M3	207 M3	<0.2	126 M3	<5	1.04	<0.3	2.25 ZB	48 M3
RP-JS-01-15-17	8/12/2008	15	17	<1 M2	3.6 RL	56.8	<1	<2	<5 MA	6 ZG	254 M3,ZH	11.30 M3	368 M3	<0.2	67 M3	<5	0.93	<0.3	4.60 ZB	84 M3
RP-JS-02-0-1	8/12/2008	0	1	<1 M2	3.5 RL	303	1.6	<2	7 MA	10 ZG	63 M3,ZH	10.80 M3	975 M3	<0.2	6 M3	6	0.34	<0.3	2.11 ZB	51 M3
RP-JS-02-1-3	8/12/2008	1	3	<1 M2	3.5 RL	47.3	<1	<2	<5 MA	<5 ZG	74 M3,ZH	8.50 M3	160 M3	<0.2	121 M3	<5	0.74	<0.3	1.07 ZB	23 M3
RP-JS-02-1-3D	8/12/2008	1	3	<1 M2	3.7 RL	49.3	<1	<2	<5 MA	<5 ZG	81 M3,ZH	9.53 M3	169 M3	<0.2	109 M3	<5	0.89	<0.3	1.25 ZB	26 M3
RP-JS-02-5-7	8/12/2008	5	7	<1 M2	5.2 RL	188	<1	<2	<5 MA	10 ZG	123 M3,ZH	7.69 M3	1,250 M3	<0.2	32 M3	<5	0.70	<0.3	2.12 ZB	71 M3
RP-JS-02-10-12	8/12/2008	10	12	<1 M2	3.3 RL	50.9	<1	<2	<5 MA	16 ZG	323 M3,ZH	14.50 M3	713 M3	<0.2	93 M3	5	0.93	<0.3	9.12 ZB	139 M3
RP-JS-02-15-17	8/12/2008	15	17	<1 M2	3.1 RL	47.5	<1	<2	<5 MA	7 ZG	289 M3,ZH	14.70 M3	386 M3	<0.2	51 M3	<5	0.84	<0.3	4.35 ZB	64 M3

Notes:

[1] ADEQ May 2007 Non-Residential Soil Remediation Level
[2] ADEQ September 1996 Groundwater Protection Level
mg/kg - milligrams per Kilogram
ft bgs - feet below ground surface
Cr III - trivalent chromium
Results in red indicate an exceedance of the non-residential SRL.
Result in **bold** with an * denotes an exceedance of the GPL.
< 0.20 denotes the element was not detected at a concentration above either the method detection limit (2004 data) or the practical quantitation limit (2008 data)
NE - not established
NA - not analyzed
ORP-0118 sample results were not verified since no laboratory report was provided.

MA - Recovery for either the spike or spike duplicate was outside of the acceptance limits; the RPD was within the acceptance limits.
M2 - Matrix spike recovery was low, the recovery of the associated control sample (LCS or LFB) was acceptable.
M3 - The spike recovery value is unusable since the analyte concentration in the sample is disproportionate to the spike level. The recovery of the associated control sample (LCS or LFB) was acceptable.
RL - Recovery for either the LCS or LCS duplicate was outside of the acceptance limits; the RPD was within the acceptance limits.
T2 - Cited ADHS licensed method does not contain this analyte as part of method compound list.

ZB - The ICP-MS Serial Dilution was not used for data validation because the sample concentration was less than 100 times the MDL.
ZG - The ICP Serial Dilution was not used for data validation because the sample concentration was less than 50 times the MDL.
ZH - Serial Dilution exceeded the acceptance criteria. Matrix interference [physical or chemical] is suspected.

Table 2-9
Former Rhenium Ponds Subarea
Soil and Sediment Analytical Results
Sierrita Mine VRP Investigation

Figure 2-1
Former CLEAR Plant Subarea Soil Sample Locations

Freeport-McMoRan Sierrita Inc.

Legend

2004 Sampling Location

- Surface Soil Sample
- Trench Location

2008 Sampling Location

- Judgment Soil Boring
- Random Soil Boring
- Sediment Sample

Mine Feature

- Property Boundary
- Former CLEAR Plant Subarea
- Former Evaporation Pond Subarea (1979 aerial)
- Former E Pond Subarea (1979 aerial)
- Former CLEAR Plant Tanks (1979 aerial)

Note:
Samples collected within Former Evaporation Pond and Former E Pond Subareas are pictured on separate figures. Figure 2-3 and Figure 2-4.

Source:
Imagery: Sierrita Mine 2007
Sample Locations: URS Survey 2008, Hydro Geo Chem 2008

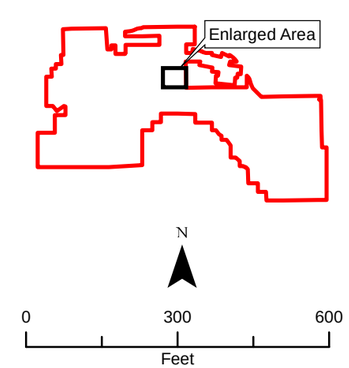

1 inch = 300 feet

URS

P:\WRESIFreeport_McMoRan\24096838_Sierrita\GIS\plots\Phase1Soil2012_NoMW\Figure 2-1 Former_CLEAR_Plant_Locations.pdf (jw)

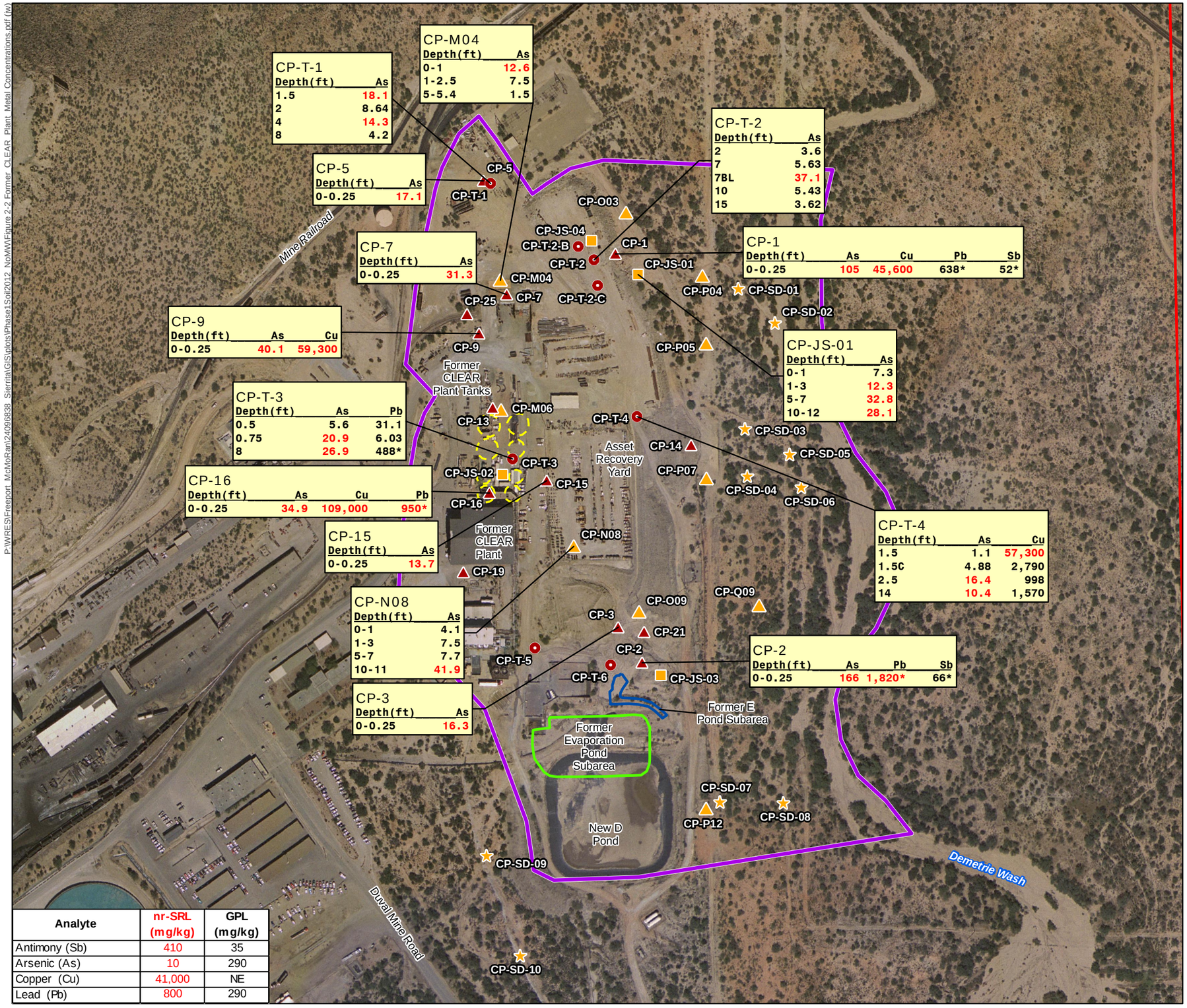

Analyte	nr-SRL (mg/kg)	GPL (mg/kg)
Antimony (Sb)	410	35
Arsenic (As)	10	290
Copper (Cu)	41,000	NE
Lead (Pb)	800	290

Figure 2-2
Former CLEAR Plant Subarea Selected Soil Samples Total Metal Concentrations (mg/kg)

Freeport-McMoRan Sierrita Inc.

Legend

2004 Sampling Location

- Surface Soil Sample
- Trench Location

2008 Sampling Location

- Judgment Soil Boring
- Random Soil Boring
- Sediment Sample

Mine Feature

- Property Boundary
- Former CLEAR Plant Subarea
- Former Evaporation Pond Subarea (1979 aerial)
- Former E Pond Subarea (1979 aerial)
- Former CLEAR Plant Tanks (1979 aerial)

Key

100 - Values in red indicate an exceedance of the Non-residential Soil Remediation Level (nr-SRL)
100* - Values with an asterisk indicate an exceedance of the Groundwater Protection Limit (GPL)
100 - Values in black indicate no exceedance
NA - Not Analyzed
NE - Not Established

Source:
Imagery: Sierrita Mine 2007
Sample Locations: URS Survey 2008, Hydro Geo Chem 2008

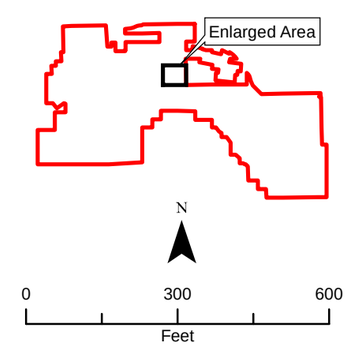

1 inch = 300 feet

URS

P:\WRES\Freeport_McMoRan\24096838_Sierrita\GIS\plots\Phase1Soil\2012_NoMW\Figure 2-2 Former_CLEAR_Plant_Metal Concentrations.pdf (w)

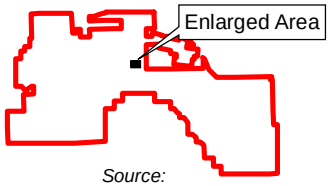

Source:
Imagery: Sierrita Mine 2007
Sample Locations:
URS Survey 2008
Hydro Geo Chem 2008

URS

LEGEND

2008 Sampling Location

- Judgment Soil Boring

Mine Feature

- Former CLEAR Plant Subarea
- Former Evaporation Pond Subarea (1979 aerial)
- Former E Pond Subarea (1979 aerial)

Figure 2-3

Former E Pond Subarea Soil Sample Locations

Freeport-McMoRan Sierrita Inc.

N

0 50 100

Feet

1 inch = 100 feet

P:\WRES\Freeport_McMoRan\24096838_Sierrita\GIS\plots\Phase1Soil2012_NoMW\Figure 2-3 Former_E_Pond_Locations.pdf (jw)

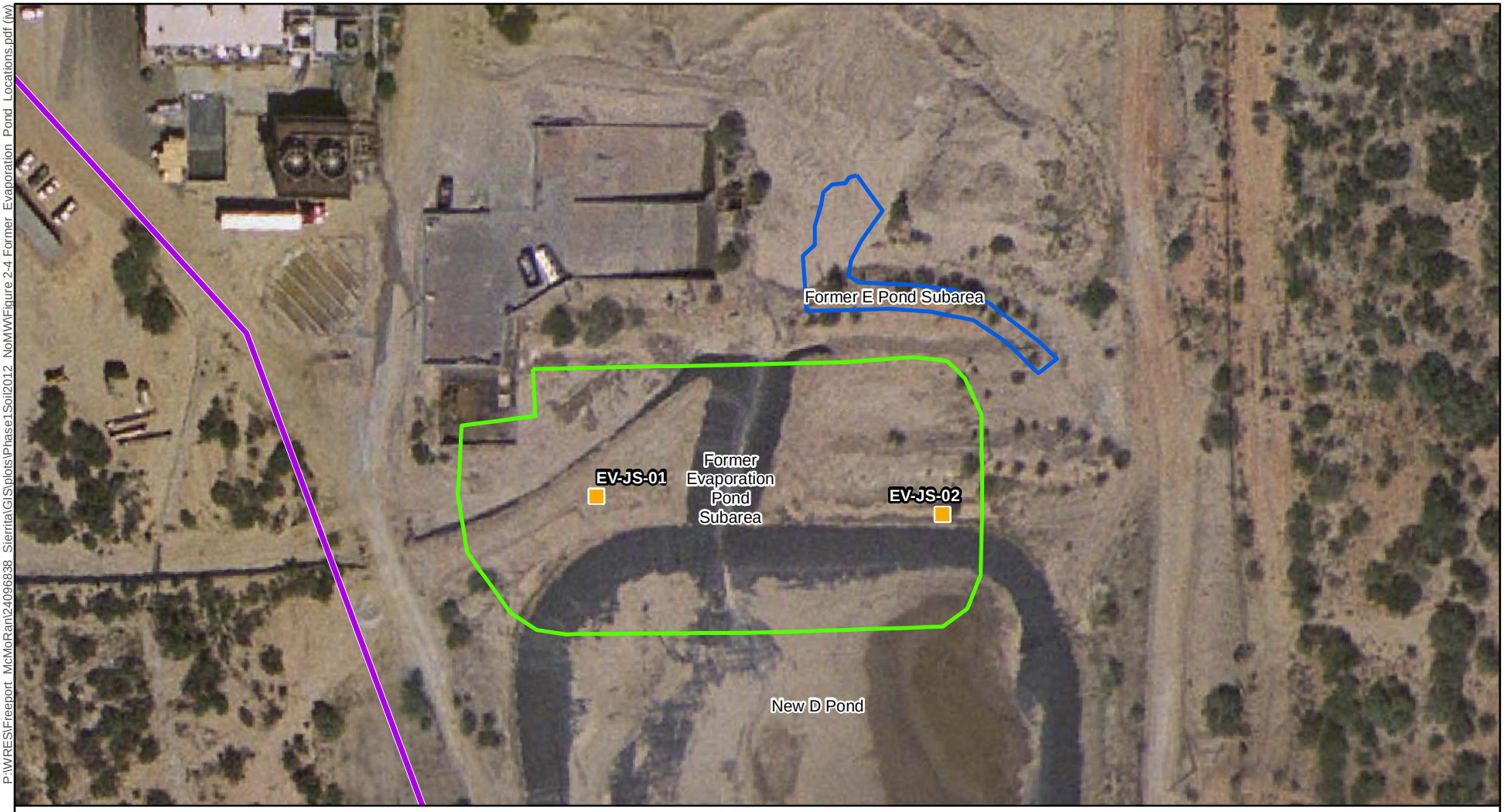

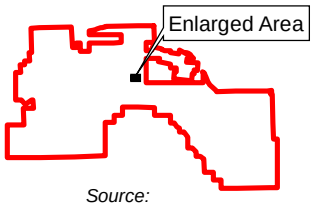

Source:
Imagery: Sierrita Mine 2007
Sample Locations:
URS Survey 2008

URS

LEGEND

2008 Sampling Location

- Judgment Soil Boring

Mine Feature

- Former CLEAR Plant Subarea
- Former Evaporation Pond Subarea (1979 aerial)
- Former E Pond Subarea (1979 aerial)

Figure 2-4

Former Evaporation Pond Subarea Soil Sample Locations

Freeport-McMoRan Sierrita Inc.

N 0 50 100
Feet
1 inch = 100 feet

P:\WRES\Freeport_McMoRan\24096838_Sierrita\GIS\plots\Phase1Soil2012_NoMW\Figure 2-4 Former_Evaporation_Pond_Locations.pdf (jw)

P:\WRES\Freeport_McMoRan\24096838_Sierrita\GIS\plots\Phase1Soil\2012_NoMW\Figure 2-5 Old_D_Pond_Locations.pdf (jw)

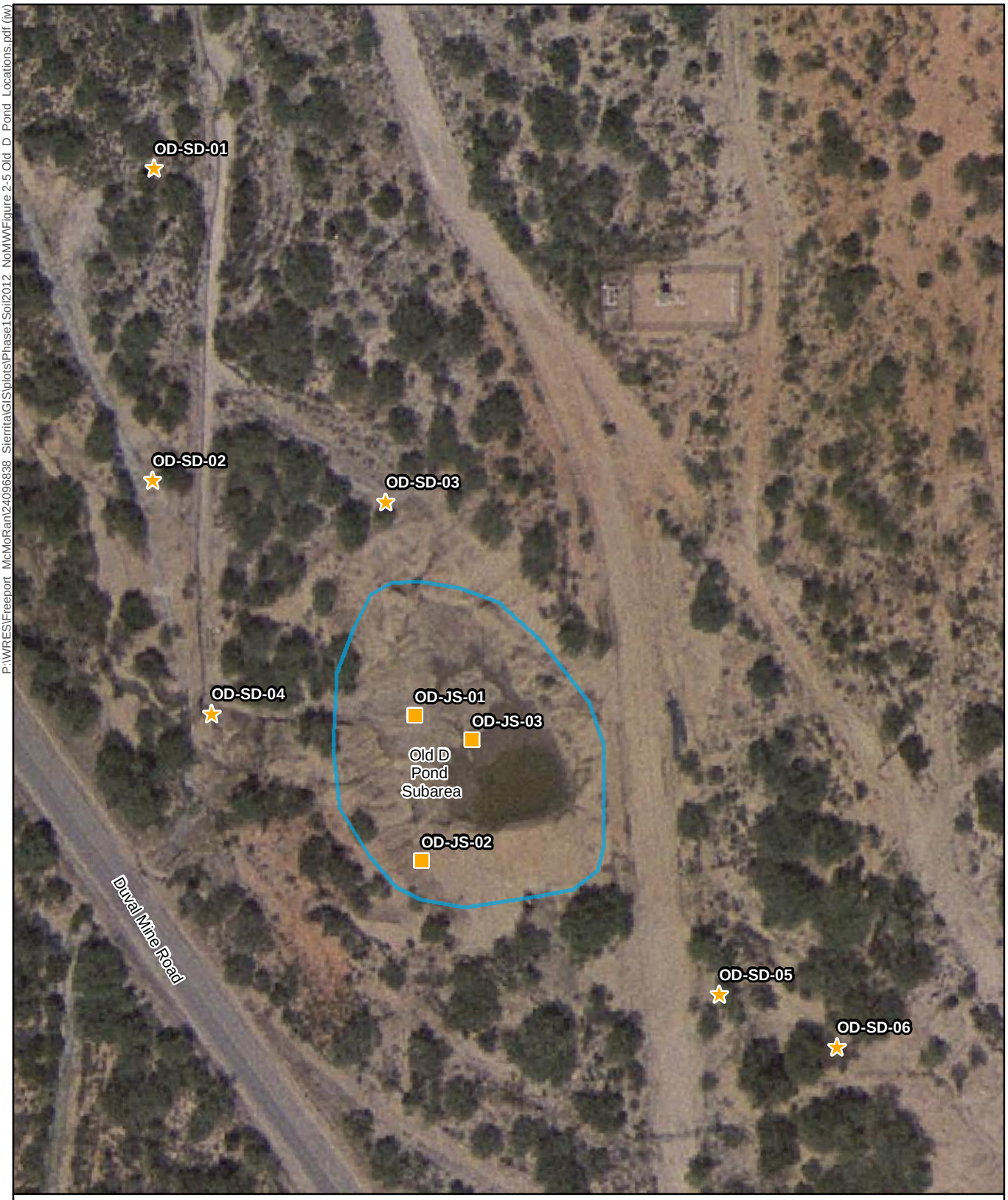

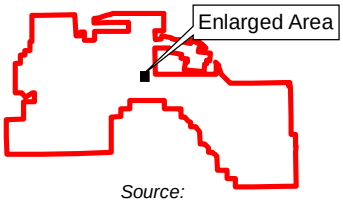

LEGEND

2008 Sampling Location

- Judgment Soil Boring
- Sediment Sample

Mine Feature

- Old D Pond Subarea

Source:
Imagery: Sierrita Mine 2007
Sampling Locations:
URS Survey 2008

URS

Figure 2-5

Old D Pond Subarea
Soil Sample Locations

Freeport-McMoRan
Sierrita Inc.

N 0 50 100
Feet
1 inch = 100 feet

P:\WRES\Freeport_McMoRan\24096838_Sierrita\GIS\plots\Phase1Soil2012_NoMW\Figure 2-6 Old_D_Pond_Metal Concentrations.pdf (jw)

Analyte	nr-SRL (mg/kg)	GPL (mg/kg)
Arsenic (As)	10	290

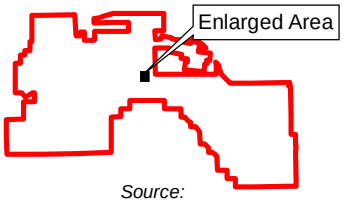

Source:
Imagery: Sierrita Mine 2007
Sampling Locations:
URS Survey 2008

URS

LEGEND

2008 Sampling Location

- Judgment Soil Boring
- Sediment Sample

Mine Feature

- Old D Pond Subarea

Key

100 - Values in red indicate an exceedance of the Non-residential Soil Remediation Level (nr-SRL)

100 - Values in black indicate no exceedance

Figure 2-6

Old D Pond Subarea
Selected Soil Samples
Total Metal Concentrations (mg/kg)

Freeport-McMoRan
Sierrita Inc.

N 0 50 100
Feet
1 inch = 100 feet

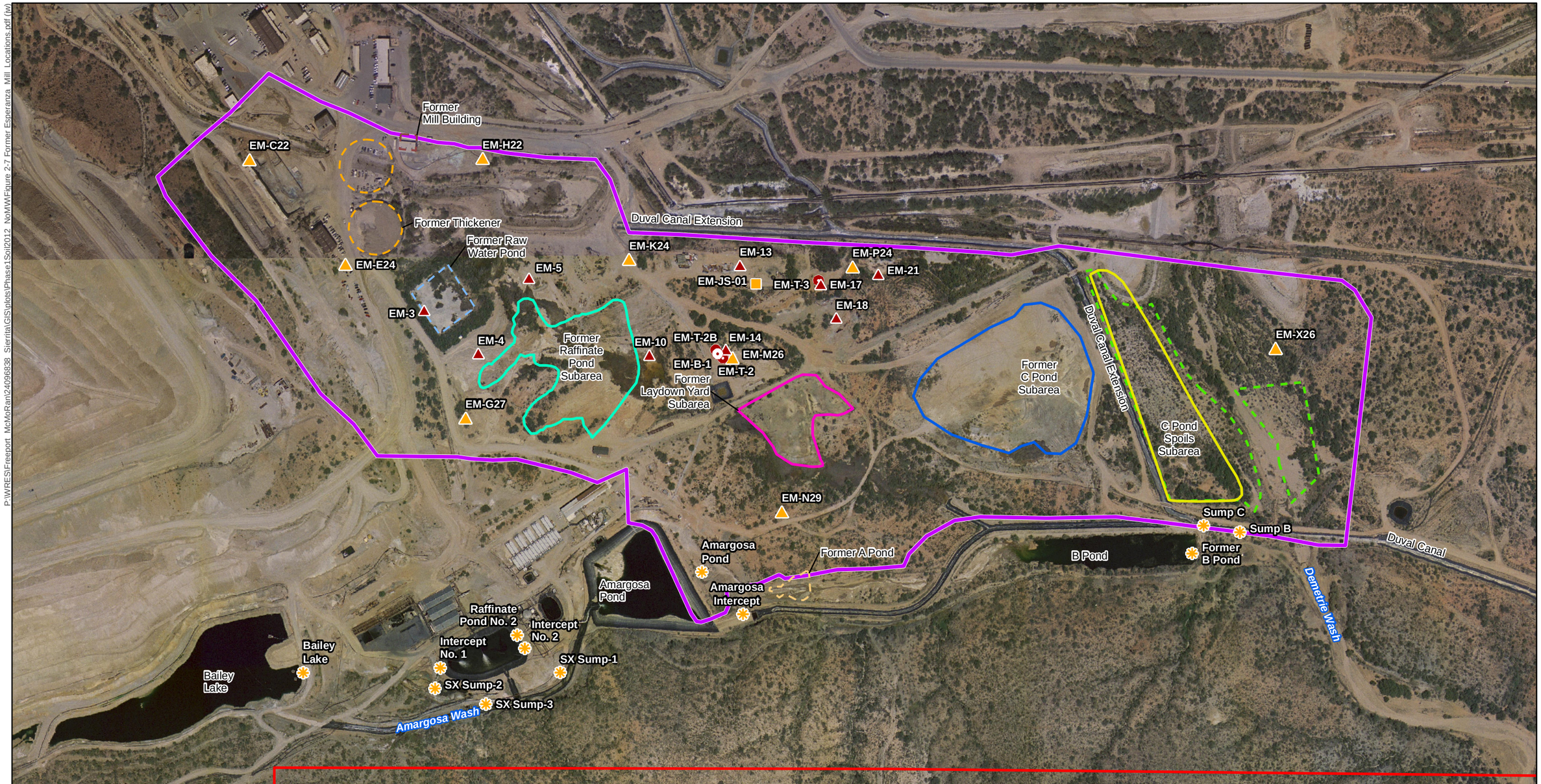

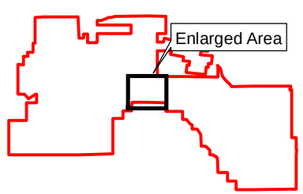

Source:
Imagery: Sierrita Mine 2007
Sample Locations:
URS Survey 2008,
Hydro Geo Chem 2008

URS

Legend

2004 Sampling Location
- Boring Location
- Surface Soil Sample
- Trench Location

2008 Sampling Location
- Judgment Soil Boring
- Random Soil Boring
- Process Solution

Mine Feature
- Property Boundary
- Former Esperanza Mill Subarea
- Former Laydown Yard Subarea
- Former C Pond Subarea
- C Pond Spoils Subarea
- Former Raffinate Pond Subarea
- Former Mill Building
- Former Thickener
- Former Raw Water Pond
- Former A Pond
- 404 Mitigation Area

Note:
Samples collected within Former Raffinate Pond, Former Laydown Yard, Former C Pond, and C Pond Spoils Subareas are pictured on separate figures Figure 2-9 through Figure 2-14.

Figure 2-7

Former Esperanza Mill Subarea Soil Sample Locations

Freeport-McMoRan Sierrita Inc.

N

0 400 800
Feet

1 inch = 400 feet

P:\WRES\Freeport_McMoRan\24096838_Sierrita\GIS\plots\Phase1Soil2012_NoMW\Figure 2-7 Former Esperanza Mill Locations.pdf (rw)

P:\WRES\Freeport McMoRan\24096838 Sierrita\GIS\plots\Phase1Soil2012 NoMW\Figure 2-8 Esperanza Mill Metal Concentrations.pdf (w)

Analyte	nr-SRL (mg/kg)	GPL (mg/kg)
Antimony (Sb)	410	35
Arsenic (As)	10	290

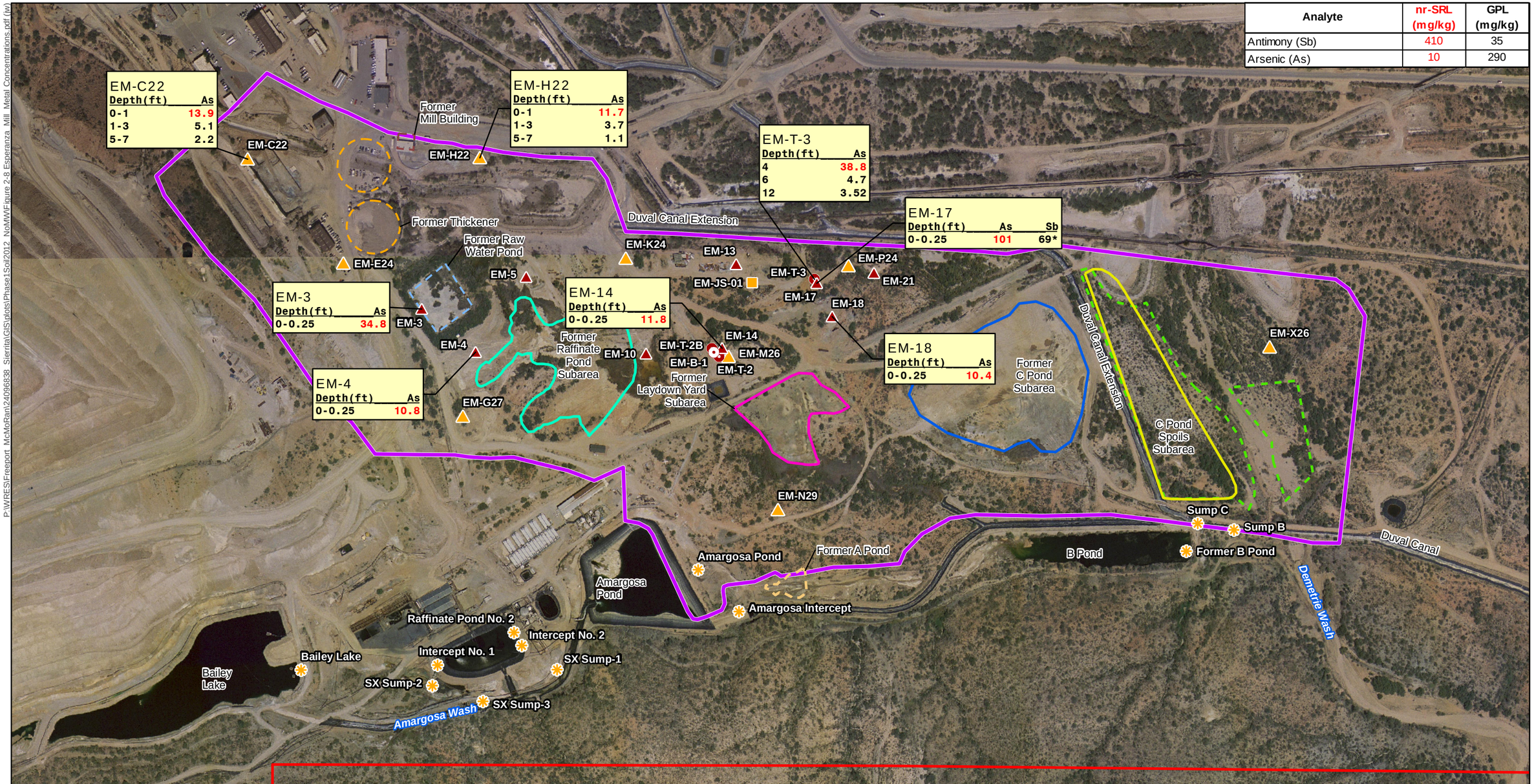

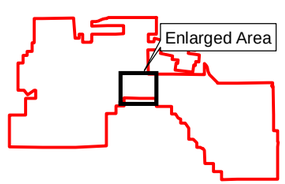

Legend

2004 Sampling Location
- Boring Location
- Surface Soil Sample
- Trench Location

2008 Sampling Location
- Judgment Soil Boring
- Random Soil Boring
- Process Solution

Mine Feature
- Property Boundary
- Former Esperanza Mill Subarea
- Former Laydown Yard Subarea
- Former C Pond Subarea
- C Pond Spoils Subarea
- Former Raffinate Pond Subarea
- Former Mill Building
- Former Thickener
- Former Raw Water Pond
- Former A Pond
- 404 Mitigation Area

Key
100 - Values in red indicate an exceedance of the Non-residential Soil Remediation Level (nr-SRL)
100* - Values with an asterisk indicate an exceedance of the Groundwater Protection Limit (GPL)
100 - Values in black indicate no exceedance
NA - Not Analyzed
NE - Not Established

Source:
Imagery: Sierrita Mine 2007
Sample Locations: URS Survey 2008, Hydro Geo Chem 2008

URS

Figure 2-8
Former Esperanza Mill Subarea
Selected Soil Samples
Total Metal Concentrations (mg/kg)

Freeport-McMoRan Sierrita Inc.

N
0 200 400
Feet
1 inch = 400 feet

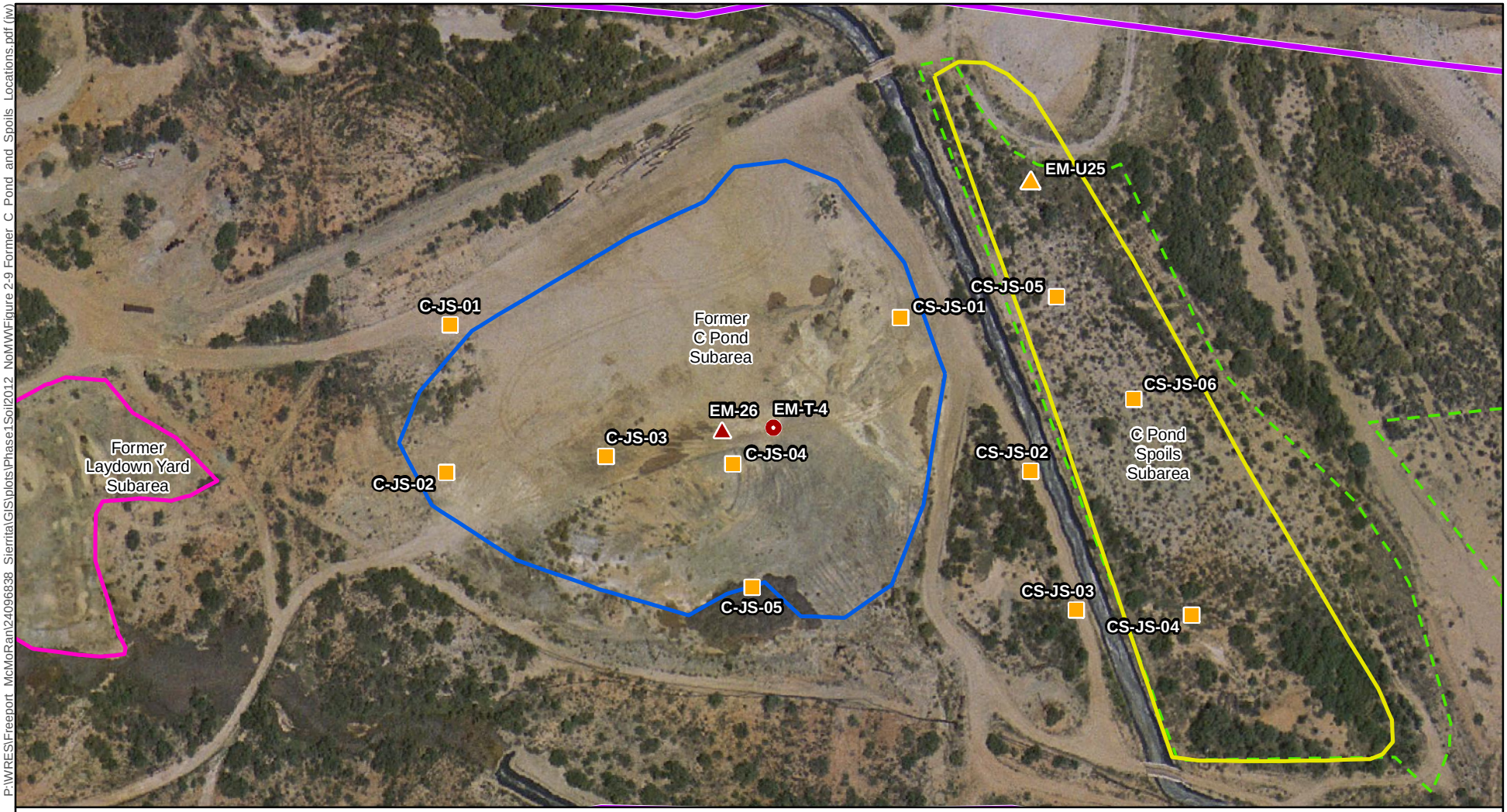

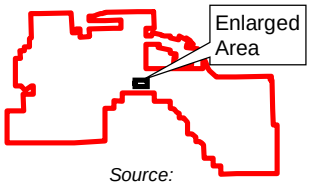

Source:
Imagery: Sierrita Mine 2007
Sampling Locations:
URS Survey 2008,
Hydro Geo Chem 2008

URS

LEGEND

2004 Sampling Location
- Surface Soil Sample
- Trench Location

2008 Sampling Location
- Judgment Soil Boring
- Random Soil Boring

Mine Feature
- Former Esperanza Mill Subarea
- Former Laydown Yard Subarea
- Former C Pond Subarea
- C Pond Spoils Subarea
- 404 Mitigation Area

Figure 2-9
Former C Pond and C Pond Spoils Subarea Soil Sample Locations
Freeport-McMoRan Sierrita Inc.

N
0 100 200
Feet
1 inch = 200 feet

P:\WRES\Freeport_McMoRan\24096838_Sierrita\GIS\plots\Phase1Soil2012_NoMW\Figure 2-9 Former_C_Pond_and_Spoils_Locations.pdf (jw)

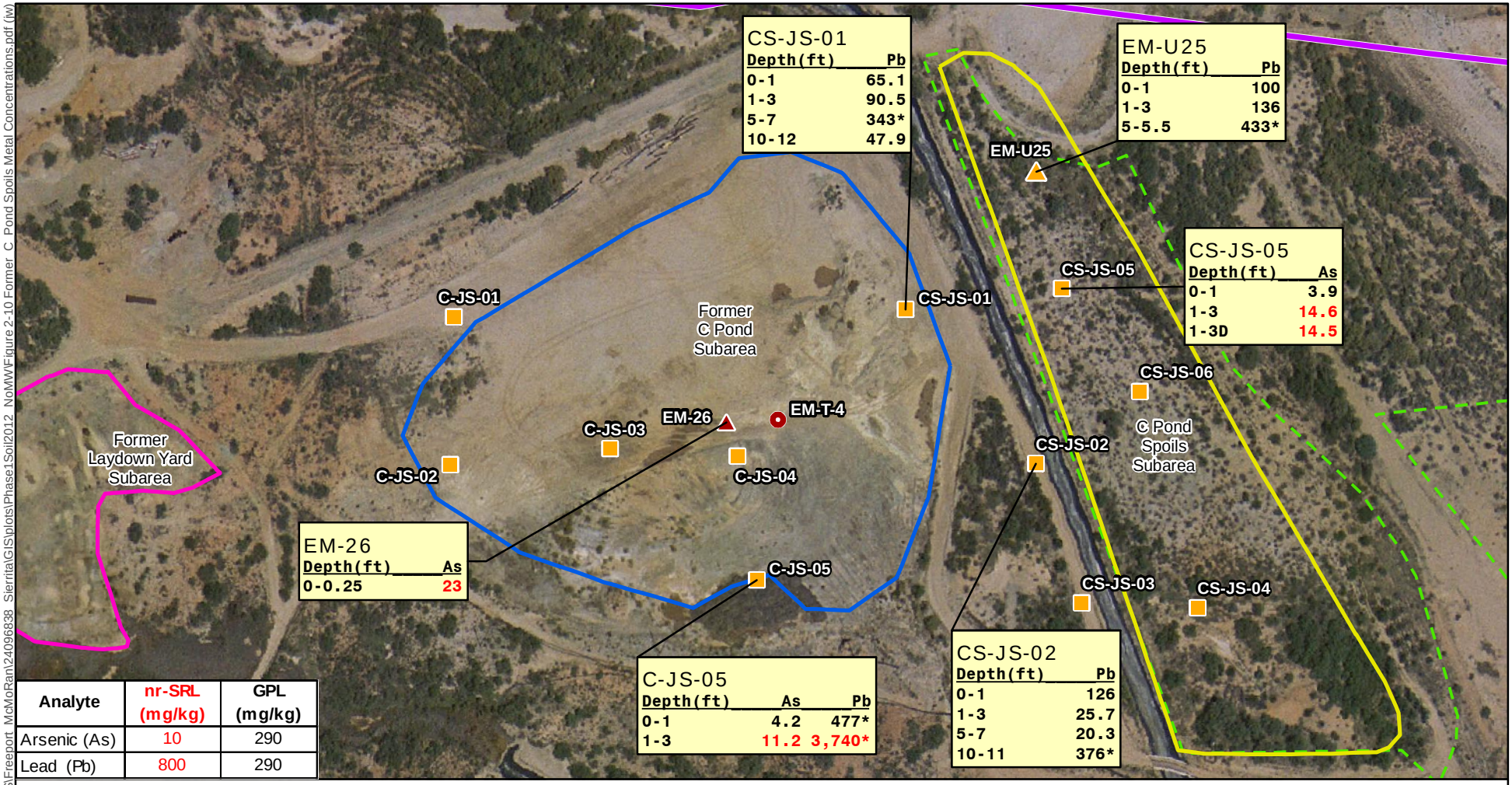

Analyte	nr-SRL (mg/kg)	GPL (mg/kg)
Arsenic (As)	10	290
Lead (Pb)	800	290

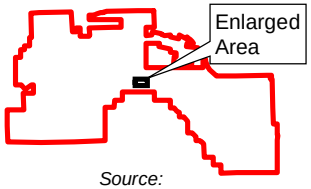

Source:
Imagery: Sierrita Mine 2007
Sampling Locations:
URS Survey 2008,
Hydro Geo Chem 2008

URS

LEGEND

2004 Sampling Location
- Surface Soil Sample
- Trench Location

2008 Sampling Location
- Judgment Soil Boring
- Random Soil Boring

Mine Feature
- Former Esperanza Mill Subarea
- Former Laydown Yard Subarea
- Former C Pond Subarea
- C Pond Spoils Subarea
- 404 Mitigation Area

Key
100 - Values in red indicate an exceedance of the Non-residential Soil Remediation Level (nr-SRL)
100* - Values with an asterisk indicate an exceedance of the Groundwater Protection Limit (GPL)
100 - Values in black indicate no exceedance

Figure 2-10

Former C Pond and C Pond Spoils Subarea Selected Soil Samples Total Metal Concentrations (mg/kg)

Freeport-McMoRan Sierrita Inc.

N

0 100 200

Feet
1 inch = 200 feet

P:\WRES\Freeport_McMoRan\24096838_Sierrita\GIS\plots\Phase1Soil2012_NoMW\Figure 2-10 Former_C_Pond Spoils Metal Concentrations.pdf (jw)

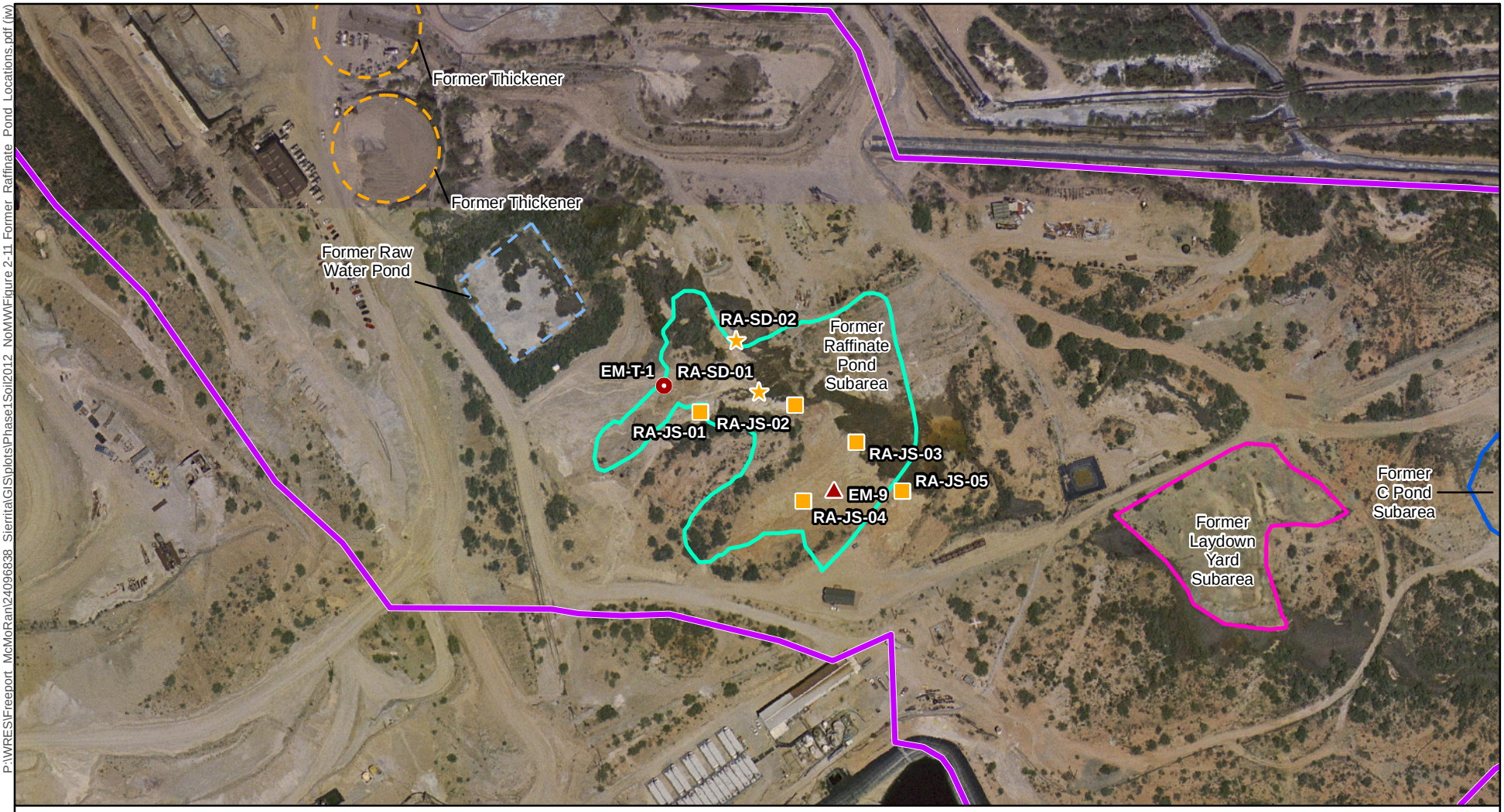

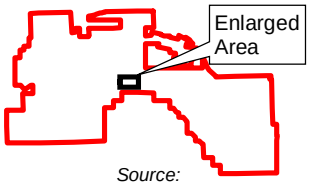

Source:
Imagery: Sierrita Mine 2007
Sampling Locations:
URS Survey 2008,
Hydro Geo Chem 2008

URS

LEGEND

2004 Sampling Location

- Surface Soil Sample
- Trench Location

2008 Sampling Location

- Judgment Soil Boring
- Sediment Sample

Mine Feature

- Former Esperanza Mill Subarea
- Former Laydown Yard Subarea
- Former C Pond Subarea
- Former Raffinate Pond Subarea
- Former Thickener
- Former Raw Water Pond

Figure 2-11

Former Raffinate Pond Subarea Soil Sample Locations

Freeport-McMoRan Sierrita Inc.

N

0 150 300

Feet

1 inch = 300 feet

P:\WRES\Freeport_McMoRan\24096838_Sierrita\GIS\plots\Phase1Soil2012_NoMW\Figure 2-11 Former Raffinate Pond Locations.pdf (jw)

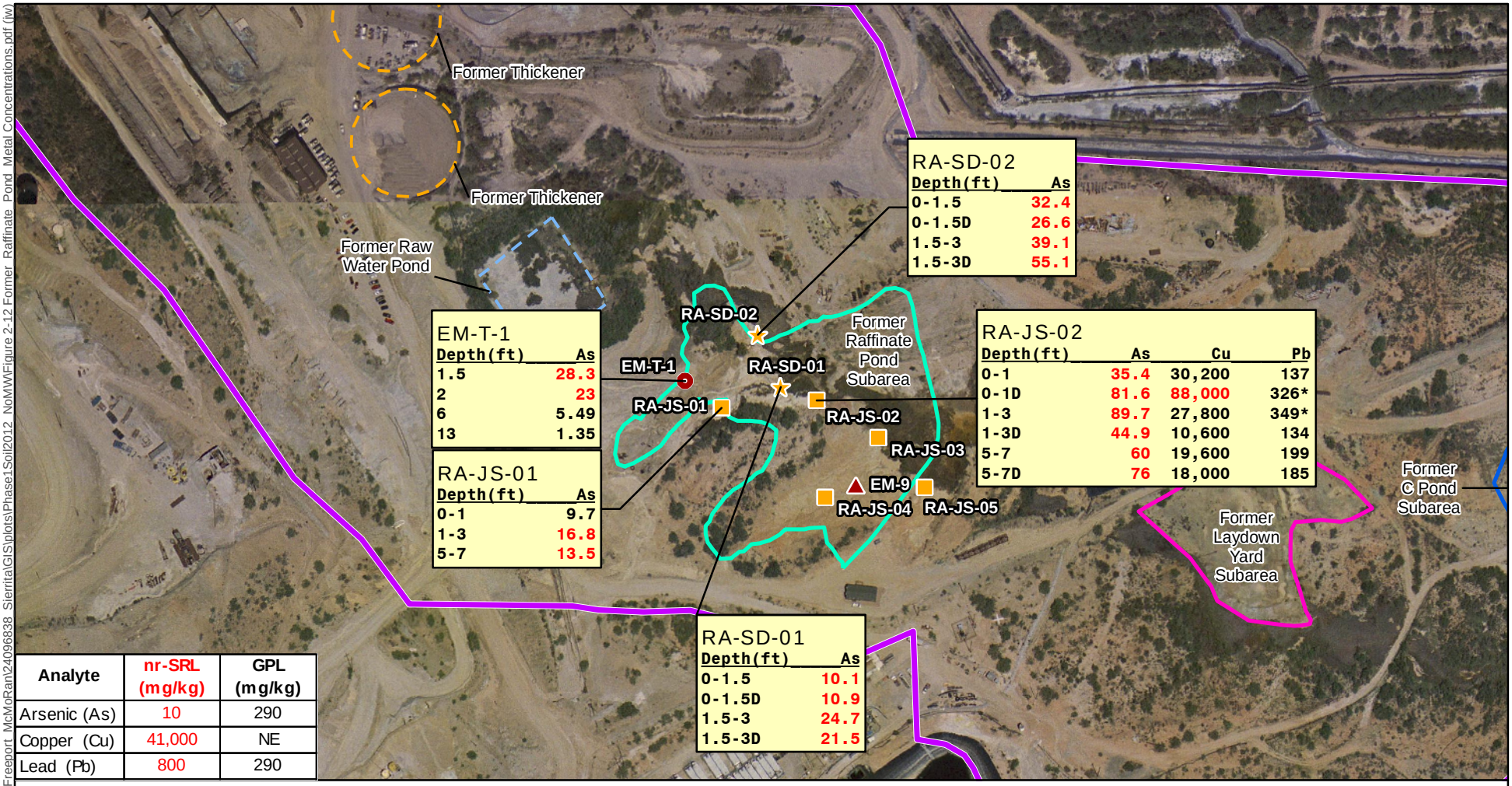

RA-SD-02

Depth(ft)	As
0-1.5	32.4
0-1.5D	26.6
1.5-3	39.1
1.5-3D	55.1

EM-T-1

Depth(ft)	As
1.5	28.3
2	23
6	5.49
13	1.35

RA-JS-01

Depth(ft)	As
0-1	9.7
1-3	16.8
5-7	13.5

RA-JS-02

Depth(ft)	As	Cu	Pb
0-1	35.4	30,200	137
0-1D	81.6	88,000	326*
1-3	89.7	27,800	349*
1-3D	44.9	10,600	134
5-7	60	19,600	199
5-7D	76	18,000	185

RA-SD-01

Depth(ft)	As
0-1.5	10.1
0-1.5D	10.9
1.5-3	24.7
1.5-3D	21.5

Analyte	nr-SRL (mg/kg)	GPL (mg/kg)
Arsenic (As)	10	290
Copper (Cu)	41,000	NE
Lead (Pb)	800	290

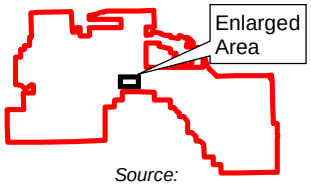

Source:
Imagery: Sierrita Mine 2007
Sampling Locations:
URS Survey 2008,
Hydro Geo Chem 2008

URS

LEGEND

2004 Sampling Location

- Surface Soil Sample
- Trench Location

2008 Sampling Location

- Judgment Soil Boring
- Sediment Sample

Mine Feature

- Former Esperanza Mill Subarea
- Former Laydown Yard Subarea
- Former C Pond Subarea
- Former Raffinate Pond Subarea
- Former Thickener
- Former Raw Water Pond

Key

100 - Values in red indicate an exceedance of the Non-residential Soil Remediation Level (nr-SRL)
100*- Values with an asterisk indicate an exceedance of the Groundwater Protection Limit (GPL)
100 - Values in black indicate no exceedance
NE - Not Established

Figure 2-12

Former Raffinate Pond Subarea
Selected Soil Samples
Total Metal Concentrations (mg/kg)

Freeport-McMoRan
Sierrita Inc.

N 0 150 300
Feet
1 inch = 300 feet

P:\WRES\Freeport_McMoRan\24096838_Sierrita\GIS\plots\Phase1Soil2012_NoMWFigure 2-12 Former_Raffinate_Pond_Metal Concentrations.pdf (jw)

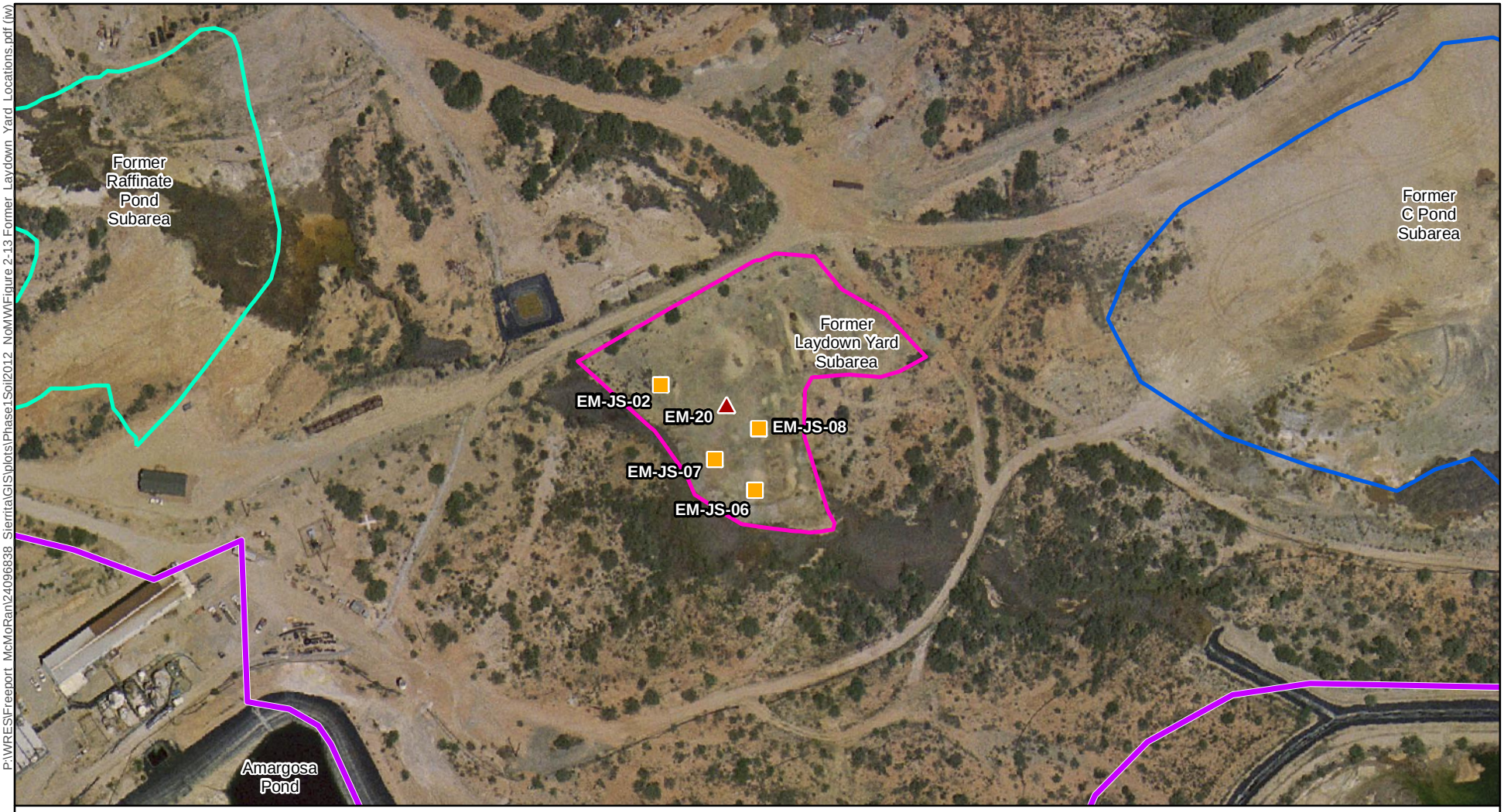

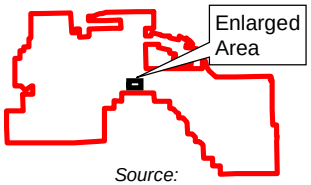

Source:
Imagery: Sierrita Mine 2007
Sampling Locations:
URS Survey 2008,
Hydro Geo Chem 2008

URS

LEGEND

2004 Sampling Location

- Surface Soil Sample

2008 Sampling Location

- Judgment Soil Boring

Mine Feature

- Former Esperanza Mill Subarea
- Former Laydown Yard Subarea
- Former C Pond Subarea
- Former Raffinate Pond Subarea

Figure 2-13

Former Laydown Yard Subarea Soil Sample Locations

Freeport-McMoRan Sierrita Inc.

N 0 100 200 Feet

1 inch = 200 feet

P:\WRES\Freeport_McMoRan\24096838_Sierrita\GIS\plots\Phase1Soil2012_NoMW\Figure 2-13 Former_Laydown_Yard_Locations.pdf (jw)

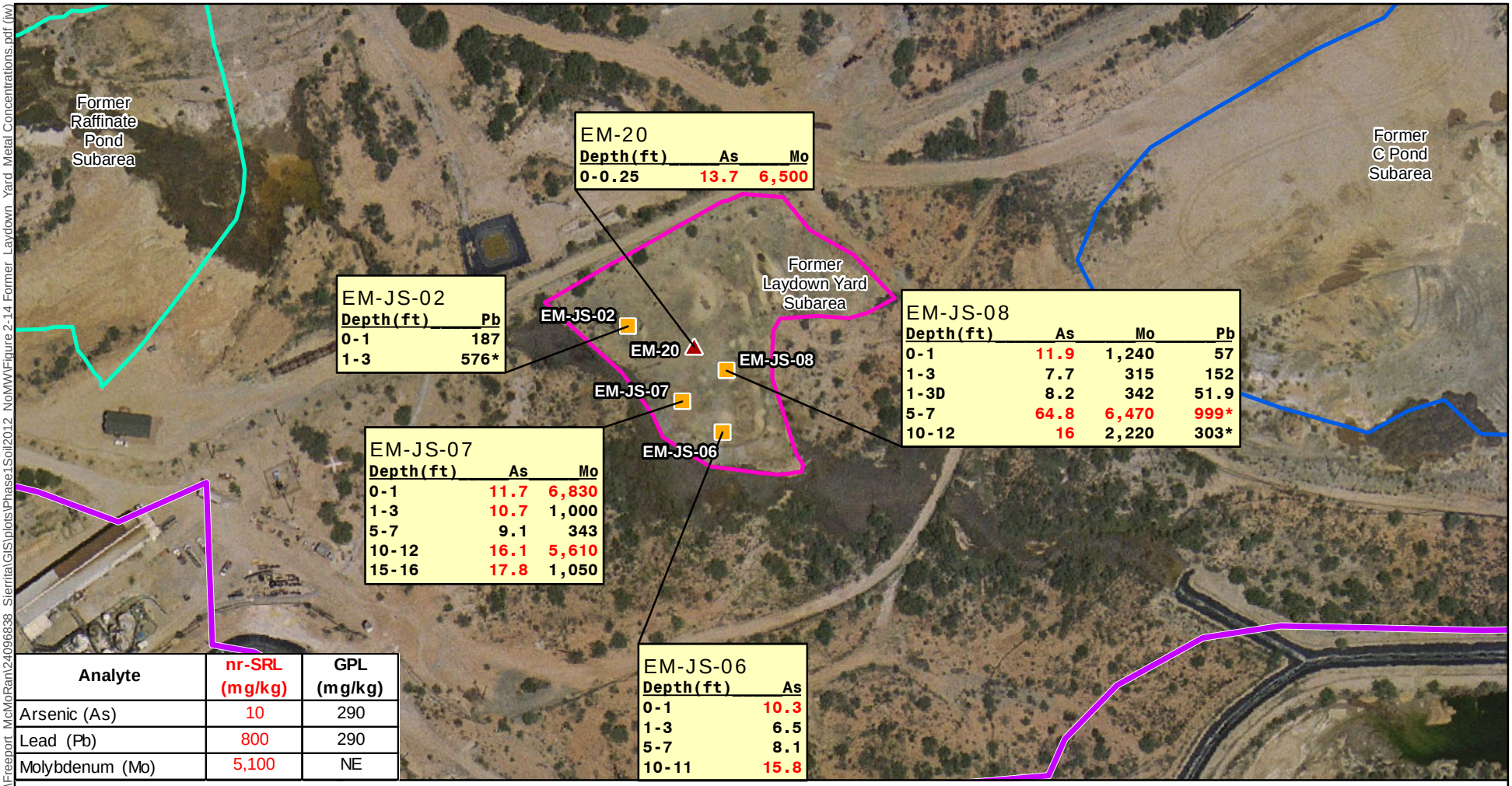

EM-20

Depth(ft)	As	Mo
0-0.25	13.7	6,500

EM-JS-02

Depth(ft)	Pb
0-1	187
1-3	576*

EM-JS-08

Depth(ft)	As	Mo	Pb
0-1	11.9	1,240	57
1-3	7.7	315	152
1-3D	8.2	342	51.9
5-7	64.8	6,470	999*
10-12	16	2,220	303*

EM-JS-07

Depth(ft)	As	Mo
0-1	11.7	6,830
1-3	10.7	1,000
5-7	9.1	343
10-12	16.1	5,610
15-16	17.8	1,050

EM-JS-06

Depth(ft)	As
0-1	10.3
1-3	6.5
5-7	8.1
10-11	15.8

Analyte	nr-SRL (mg/kg)	GPL (mg/kg)
Arsenic (As)	10	290
Lead (Pb)	800	290
Molybdenum (Mo)	5,100	NE

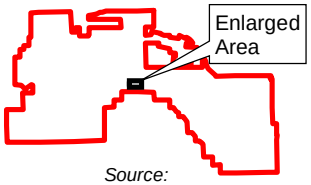

Source:
Imagery: Sierrita Mine 2007
Sampling Locations:
URS Survey 2008,
Hydro Geo Chem 2008

URS

LEGEND

2004 Sampling Location

▲ Surface Soil Sample

2008 Sampling Location

■ Judgment Soil Boring

Mine Feature

- Former Esperanza Mill Subarea
- Former C Pond Subarea
- Former Laydown Yard Subarea
- Former Raffinate Pond Subarea

Key

100 - Values in red indicate an exceedance of the Non-residential Soil Remediation Level (nr-SRL)
100*- Values with an asterisk indicate an exceedance of the Groundwater Protection Limit (GPL)
100 - Values in black indicate no exceedance
NE - Not Established

Figure 2-14
Former Laydown Yard Subarea
Selected Soil Samples
Total Metal Concentrations (mg/kg)

Freeport-McMoRan
Sierrita Inc.

N 0 100 200
Feet
1 inch = 200 feet

P:\WRES\Freeport_McMoRan\24096838_Sierrita\GIS\plots\Phase1Soil2012_NoMW\Figure 2-14 Former Laydown Yard Metal Concentrations.pdf (jw)

P:\WRES\Freeport_McMoRan\24096838_Sierrita\GIS\mxds\Phase1Soil2012\Figure 2-15 Rehnium_Ponds_Locations.pdf (jw)

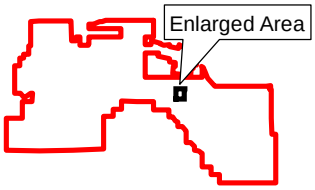

LEGEND

2008 Sampling Location

Judgment Soil Boring

Mine Feature

Former Rhenium Ponds Subarea

URS

Source:
Imagery: Sierrita Mine 2008
Well Data: URS Survey 2008

Figure 2-15

Former Rhenium Ponds Subarea
Soil Sample Locations

Freeport-McMoRan
Sierrita Inc.

N 0 100 200
Feet
1 inch = 200 feet

3.0 QUALITY ASSURANCE/QUALITY CONTROL

The quality of data collected during the 2008 VRP investigation is dependent upon the quality and thoroughness of field sampling activities. General field operations and practices, and specific sample collection methods, were well planned and carefully implemented. Section 4.0 of the Sierrita VRP Investigation Quality Assurance Project Plan (QAPP; URS 2008) detailed the sample collection procedures and data collection forms to be used for the data gathering activities. All personnel involved with the sampling were properly trained in these procedures as discussed in the QAPP.

3.1 Sample Collection and Preparation Procedures

No changes to the sample collection and preparation procedures provided in the Sierrita VRP Investigation Work Plan (URS 2008) and the QAPP were made during implementation of the work.

3.2 Field Decontamination Procedures

Decontamination procedures were followed as described in the QAPP. All down-hole drilling and dedicated sampling equipment was cleaned with high-pressure hot water prior to arrival on site and between drilling locations.

For most soil sampling a disposable acetate liner was used for each sample collected and therefore decontamination of sampling equipment was not necessary. However, seven soil/sediment samples from three locations in the Former Raffinate Pond were collected with stainless-steel, bucket auger because the former pond was not accessible with the Geoprobe® due to ground conditions. Use of the bucket auger required decontamination between samples since the sampler was reused without the use of liners. Following decontamination of the sampler, an equipment rinsate blank was collected per the QAPP guidelines by pouring reagent grade water over the decontaminated sampler and collecting the resulting rinsate in a sample container. The equipment rinsate sample was analyzed for soil COIs. All results for soil COIs were below levels of analytical detection. The analytical results of the equipment rinsate blank samples are provided in Appendix B

3.3 Field Duplicate Sample Evaluation

Duplicate samples of soil and sediment were collected during the investigation to assess the precision of the sample collection process. Duplicate samples were collected using identical

recovery techniques, and were treated in an identical manner during storage, transportation, and analysis.

A total of 12 soil and sediment duplicates were collected during the 2008 investigation program. These 12 duplicates were collected to represent a total of 200 primary soil and sediment samples. Thus, one duplicate was collected for approximately every seventeenth sample (one duplicate per every 16.67 primary samples). Thus, the VRP Work Plan requirement of one duplicate sample collected and analyzed for every 20 primary samples was satisfied.

A summary of the primary and duplicate soil/sediment/tailing samples collected during the field investigation is provided in Table 3-1. This table also provides an evaluation of the relative percent difference (RPD) between the sample pairs. Relative percent difference is a measure of precision calculated by the following formula:

$$RPD = \frac{|X_1 - X_2|}{X_{avg}} \times 100$$

Where: X1 and X2 are the observed concentration values
X_{avg} is the average concentration, and
$|X_1 - X_2|$ is the absolute value of the difference between observed values

The RPD results were evaluated using USEPA Part IV Inorganic Data Validation Functional Guidelines (USEPA 2008) that were in effect when the duplicate soil data were evaluated in 2009. The RPD qualification criteria used are listed in the table below.

Sample Results	**Non-Aqueous Field Duplicate Qualification Criteria**			
	Both Duplicates ≥ 5 x QL		**One or Both Duplicates < 5 x QL**	
	RPD ≤ 50 %	RPD > 50%	Absolute Difference ≤ 4 x QL	Absolute Difference > 4 x QL
Detects	Acceptable	J Flag	Acceptable	J Flag
Non-Detects	Acceptable	UJ Flag	Acceptable	UJ Flag

QL = quantitation limit

Utilizing the above qualification criteria, the RPD or Absolute Difference exceeded the appropriate acceptance criteria in the following sample sets and corresponding COIs:

- OD-JS-03-1-3 and OD-JS-03-1-3D (arsenic)
- EM-JS-08-1-3 and EM-JS-08-1-3D (lead)
- RA-JS-02-0-1 and RA-JS-02-0-1D (antimony, arsenic, cadmium, chromium, cobalt, copper, lead, manganese, molybdenum, nickel, selenium, and zinc)
- RA-JS-02-1-3 and RA-JS-02-1-3D (antimony, arsenic, copper, lead, molybdenum, and selenium)
- RA-SD-01-0-1.5 and RA-SD-01-0-1.5D (copper and uranium)
- RA-SD-02-1.5-3 and RA-SD-02-1.5-3D (barium)

Consequently, for these six sample sets, appropriate "J" or "UJ" qualifier flag have been placed on the appropriate COI detected and non-detected values, respectively, in all analytical tables in Sections 2.0 and 3.0.

3.4 Performance Evaluation Samples

The Work Plan (URS 2008) suggested that the submission of performance evaluation samples may be required if there were unexpected or unexplained sample results, or if continued quality issues were detected through the data verification/validation process. None of these issues were identified during the sampling effort; therefore, no performance samples were submitted to the laboratory for evaluation.

3.5 Analytical Data Packages

The analytical data packages for the soil and sediment samples are provided in Appendix B.

3.6 Data Verification

One hundred percent of analytical results for soil and sediment samples collected from each boring and hand augering location were verified in accordance with the methods and procedures identified in Section 5.2 of the QAPP (URS 2008). The analytical results of one sample collected from soil cuttings in a roll-off bin labeled as "ROLL OFFS 885 910A" was not verified, since the data was used for waste disposal acceptance for a disposal facility that does not require data to be verified. Data in each of the laboratory work orders was reviewed in accordance with the QAPP-defined criteria, and a data verification memo and summary table was prepared. These

verification memos are provided in Appendix C. All data were determined to be usable, with some of the data qualified per Arizona Data Qualifiers, Revision 3.0, September 20, 2007.

3.7 Data Validation

Level IV validation was performed on 3 of the 28 analytical data packages for the soil sampling effort. Thus, 1 in 9.3 packages were validated; exceeding the 1 in 10 requirement requested by ADEQ in the QAPP review comments. A validation memo was prepared for each analytical data package that was reviewed. These validation memos are provided in Appendix D. All data was determined to usable, with some of the data qualified per Arizona Data Qualifiers, Revision 3.0, September 20, 2007.

Table 3-1
Sample Replicate Statistical Data Summary For Soil and Sediment Samples
Sierrita Mine VRP Investigation

				Antimony (mg/Kg)	Arsenic (mg/Kg)	Barium (mg/Kg)	Beryllium (mg/Kg)	Cadmium (mg/Kg)	Chromium (mg/Kg)	Cobalt (mg/Kg)	Copper (mg/Kg)	Lead (mg/Kg)	Manganese (mg/Kg)	Mercury (mg/Kg)	Molybdenum (mg/Kg)	Nickel (mg/Kg)	Selenium (mg/Kg)	Thallium (mg/Kg)	Uranium (mg/Kg)	Zinc (mg/Kg)
PQL				1	0.5	2	1	2	5	5	5	0.3	3	0.2	5	5	0.3	0.3	0.3	5
5 X PQL				5	2.5	10	5	10	25	25	25	1.5	15	1	25	25	1.5	1.5	1.5	25
Sample ID	**Sample Date**	**Depth (ft bgs)**																		
		Top	**Bottom**																	
OD-JS-03-1-3	8/27/2008	1	3	< 1	**6.4** J	114	< 1	< 2	5	6	1,510	10.6	203	< 0.2	74	6	0.72	< 0.3	3.31	71
OD-JS-03-1-3D	8/27/2008	1	3	< 1	**2.9** J	87.4	< 1	< 2	7	9	1,800	14.9	186	< 0.2	74	6	0.78	< 0.3	3.89	76
			AD	0.00	3.50	26.60	0.00	0.00	2.00	3.00	290.00	4.30	17.00	0.00	0.00	0.00	0.06	0.00	0.58	5.00
			RPD	0.00	75.27	26.42	0.00	0.00	33.33	40.00	17.52	33.73	8.74	0.00	0.00	0.00	8.00	0.00	16.11	6.80
CS-JS-05-1-3	8/27/2008	1	3	< 1	14.6	103	< 1	< 2	< 5	6	148	280 (8)	538	< 0.2	17	6	0.39	< 0.3	8.01	502
CS-JS-05-1-3D	8/27/2008	1	3	< 1	14.5	147	< 1	< 2	5	7	120	212	495	< 0.2	13	7	0.37	< 0.3	8.81	417
			AD	0.00	0.10	44.00	0.00	0.00	0.00	1.00	28.00	68.00	43.00	0.00	4.00	1.00	0.02	0.00	0.80	85.00
			RPD	0.00	0.69	35.20	0.00	0.00	0.00	15.38	20.90	27.64	8.33	0.00	26.67	15.38	5.26	0.00	9.51	18.50
EM-JS-08-1-3	8/12/2008	1	3	< 1	7.7	47.3	< 1	< 2	< 5	5	1,800	**152** J	190	< 0.2	315	< 5	3.38	< 0.3	1.17	39
EM-JS-08-1-3D	8/12/2008	1	3	< 1	8.2	69.5	< 1	< 2	< 5	5	1,430	**51.90** J	193	< 0.2	342	< 5	2.85	< 0.3	1.29	43
			AD	0.00	0.50	22.20	0.00	0.00	0.00	0.00	370.00	100.10	3.00	0.00	27.00	0.00	0.53	0.00	0.12	4.00
			RPD	0.00	6.29	38.01	0.00	0.00	0.00	0.00	22.91	98.19	1.57	0.00	8.22	0.00	17.01	0.00	9.76	9.76
RA-JS-02-0-1	8/11/2008	0	1	**8.0** J	**35.4** J	74.1	<5 (7)	**< 2** UJ	**10** J	**17** J	**30,200** (5)J	**137** J	**384** J	0.36 (9)	**1,430** J	**< 5** UJ	**11.10** J	0.35	5.63	**281** J
RA-JS-02-0-1D	8/11/2008	0	1	**18.1** (1)J	**81.6** (2)J	70 (3)	<10 (6)	**<20** (3)UJ	**<50** (4)UJ	**< 50** (4)UJ	**88,000** (4)J	**326** (8)J	**223** (5)J	< 0.2	**3,430** (4)J	**< 50** (4)UJ	**26.3** (8)J	< 0.5 (8)	3.4 (8)	**540** (4)J
			AD	10.10	46.20	4.10	5.00	18.00	40.00	33.00	57,800.00	189.00	161.00	0.16	2,000.00	45.00	15.20	0.15	2.23	259.00
			RPD	77.39	78.97	5.69	66.67	163.64	133.33	98.51	97.80	81.64	53.05	57.14	82.30	163.64	81.28	35.29	49.39	63.09
RA-JS-02-1-3	8/11/2008	1	3	**17.4** (1)J	**89.7** J	68.9	<5 (7)	2.5	18	22	**27,800** (5)J	**349** (8)J	327	< 0.3 (9)	**3,430** J	< 5	**9.76** J	0.36	8.62	466
RA-JS-02-1-3D	8/11/2008	1	3	**5.2** J	**44.9** J	73.7	< 1	< 2	9	14	**10,600** (6)J	**134** J	383	< 0.3 (9)	**1,950** J	6	**4.77** J	0.35	10.50	426
			AD	12.20	44.80	4.80	4.00	0.50	9.00	8.00	17,200.00	215.00	56.00	0.00	1,480.00	1.00	4.99	0.01	1.88	40.00
			RPD	107.96	66.57	6.73	133.33	22.22	66.67	44.44	89.58	89.03	15.77	0.00	55.02	18.18	68.69	2.82	19.67	8.97
RA-JS-02-5-7	8/11/2008	5	7	9.6	60.0	78.1	6.2 (1)	< 2	35	26	19,600 (6)	199	382	0.32 (9)	1,950	8	6.25	0.39	29.90	629
RA-JS-02-5-7D	8/11/2008	5	7	9.2	76.0	81.1	5.0 (1)	2.0	32	25	18,000 (5)	185	415	0.57 (9)	1,960	9	7.83	0.52	32.20	589
			AD	0.40	16.00	3.00	1.20	0.00	3.00	1.00	1,600.00	14.00	33.00	0.25	10.00	1.00	1.58	0.13	2.30	40.00
			RPD	4.26	23.53	3.77	21.43	0.00	8.96	3.92	8.51	7.29	8.28	56.18	0.51	11.76	22.44	28.57	7.41	6.57
RA-SD-01-0-1.5	8/11/2008	0	1.5	1.3	10.1	73.1	< 1	<2	11	6	**7,630** J	86.9	277	< 0.3 (9)	998	< 5	2.61	< 0.3	**7.72** J	91
RA-SD-01-0-1.5D	8/11/2008	0	1.5	< 1	10.9	87.2	< 1	<2	11	5	**3,410** J	57.3	344	<0.3 (9)	1,160	5	3.66	0.30	**4.32** J	110
			AD	0.30	0.80	14.10	0.00	0.00	0.00	1.00	4,220.00	29.60	67.00	0.00	162.00	0.00	1.05	0.00	3.40	19.00
			RPD	26.09	7.62	17.59	0.00	0.00	0.00	18.18	76.45	41.05	21.58	0.00	15.01	0.00	33.49	0.00	56.48	18.91
RA-SD-01-1.5-3.0	8/11/2008	1.5	3	4.0	24.7	81.7	< 1	<2	14	10	6,960	114	226	< 0.3 (9)	1,590	< 5	3.46	0.31	10.9	186
RA-SD-01-1.5-3.0D	8/11/2008	1.5	3	3.2	21.5	77.3	< 1	<2	13	6	6,150	95.50	255	< 0.3 (9)	1,090	< 5	3.99	< 0.3	9.04	150
			AD	0.80	3.20	4.40	0.00	0.00	1.00	4.00	810.00	18.50	29.00	0.00	500.00	0.00	0.53	0.01	1.86	36.00
			RPD	22.22	13.85	5.53	0.00	0.00	7.41	50.00	12.36	17.66	12.06	0.00	37.31	0.00	14.23	3.28	18.66	21.43
RA-SD-02-0-1.5	8/11/2008	0	1.5	5.8	32.4	52.4	<1	<2	7	<5	4,210	106	108	<0.2	530	<5	3.13	<0.3	2.12	51
RA-SD-02-0-1.5D	8/11/2008	0	1.5	4.3	26.6	56.6	<1	<2	< 5	<5	4,240	137	115	<0.2	550	<5	4.12	0.31	1.63	44
			AD	1.50	5.80	4.20	0.00	0.00	2.00	0.00	30.00	31.00	7.00	0.00	20.00	0.00	0.99	0.01	0.49	7.00
			RPD	29.70	19.66	7.71	0.00	0.00	33.33	0.00	0.71	25.51	6.28	0.00	3.70	0.00	27.31	3.28	26.13	14.74
RA-SD-02-1.5-3.0	8/11/2008	1.5	3	7.4	39.1	**57.4** J	<1	<2	8	5	4,180	91.30	181	<0.2	1,000	<5	3.02	<0.3	3.98	77
RA-SD-02-1.5-3.0D	8/11/2008	1.5	3	9.4	55.1	**99.6** J	<1	<2	7	<5	4,790	87.80	175	<0.2	1,430	<5	4.73	<0.3	3.58	86
			AD	2.00	16.00	42.20	0.00	0.00	1.00	0.00	610.00	3.50	6.00	0.00	430.00	0.00	1.71	0.00	0.40	9.00
			RPD	23.81	33.97	53.76	0.00	0.00	13.33	0.00	13.60	3.91	3.37	0.00	35.39	0.00	44.13	0.00	10.58	11.04
RP-JS-01-1-3	8/12/2008	1	3	<1	3.1	46.1	<1	<2	<5	5	183	12.70	244	<0.2	86	<5	0.80	<0.3	2.44	43
RP-JS-01-1-3D	8/12/2008	1	3	<1	3.1	41.8	<1	<2	<5	5	181	13.40	239	<0.2	66	<5	0.80	<0.3	2.35	42
			AD	0.00	0.00	4.30	0.00	0.00	0.00	0.00	2.00	0.70	5.00	0.00	20.00	0.00	0.00	0.00	0.09	1.00
			RPD	0.00	0.00	9.78	0.00	0.00	0.00	0.00	1.10	5.36	2.07	0.00	26.32	0.00	0.00	0.00	3.76	2.35
RP-JS-02-1-3	8/12/2008	1	3	<1	3.5	47.3	<1	<2	<5	<5	74	8.50	160	<0.2	121	<5	0.74	<0.3	1.07	23
RP-JS-02-1-3D	8/12/2008	1	3	<1	3.7	49.3	<1	<2	<5	<5	81	9.53	169	<0.2	109	<5	0.89	<0.3	1.25	26
			AD	0.00	0.20	2.00	0.00	0.00	0.00	0.00	7.00	1.03	9.00	0.00	12.00	0.00	0.15	0.00	0.18	3.00
			RPD	0.00	5.56	4.14	0.00	0.00	0.00	0.00	9.03	11.43	5.47	0.00	10.43	0.00	18.40	0.00	15.52	12.24

J - Indicates an estimated value. **UJ -** Indicates the compound or analyte was analyzed for but not detected. The sample detection limit is an estimated value.

AD: Absolute Difference **PQL**: Practical Quantitation Limit

Result in bold denotes an estimated value.

(1): PQL is 2 (2): PQL is 1 (3): PQL is 20 (4): PQL is 50 (5): PQL is 30 (6): PQL is 10 (7): PQL is 5 (8): PQL is 0.5 (9): PQL is 0.3 (10): PQL is 7

4.0 RESULTS EVALUATION

The following sections present an evaluation of the analytical results of the VRP soil and sediment investigation. The subarea characterization data were evaluated by comparing the concentrations of each COI in soil and sediment to its nr-SRL (ADEQ 2007) and soil GPL (ADEQ 1996). The collected data and analytical results were also evaluated with the DQOs established in the QAPP and summarized in Section 1.2 to see if DQOs were satisfied.

The nr-SRL values are risk-based concentrations considered protective of direct contact occupational exposures to chemicals in soil (e.g., soil ingestion, inhalation, and dermal contact). Specifically, nr-SRLs are concentrations in soil that a worker could be exposed to every working day for 25 years without adverse health effects.

Soil GPLs are the maximum constituent concentrations in soil that if leached to groundwater are assumed to be protective of groundwater quality. The GPL is based on the assumption that 100 percent of the leachable fraction of COIs in soil will reach groundwater, regardless of the depth to the aquifer. Therefore, GPLs are a conservative measure of groundwater protection and represent a "worst case" correlation between COIs in the soil and the leachable fraction.

Upon completion of site characterization activities, Sierrita may opt to perform a site-specific risk assessment, rather than rely solely on comparing sampling results to nr-SRLs and GPLs. Sierrita may also perform a site-specific determination of background concentrations for selected constituents (e.g., arsenic).

4.1 Evaluation Methodology

The subarea characterization data were initially evaluated by comparing the concentrations of each COI in soil and sediment directly to its nr-SRL (ADEQ 2007) and soil GPL (ADEQ 1996). This comparison indicated that COI concentrations in soils and sediments in three subareas, the Former E Pond, Former Evaporation Pond, and Former Rhenium Ponds, were less than their respective nr-SRL and GPLs in all samples collected. The comparison also found that COI concentrations in six subareas (Former CLEAR Plant, Former Esperanza Mill, Old D Pond, Former C Pond and C Pond Spoils, Former Raffinate Pond, and Former Laydown Yard) were greater than their respective nr-SRL or GPL in at least one sample.

COIs detected at concentrations greater than the nr-SRLs were arsenic (Former Clear Plant, Old D Pond, Former Esperanza Mill, Former C Pond and C Pond Spoils, Former Raffinate Pond, and Former Laydown Yard), copper (Former CLEAR Plant and Former Raffinate Pond), lead

(Former CLEAR Plant, Former C Pond and C Pond Spoils, Former Raffinate Pond, and Former Laydown Yard), and molybdenum (Former Laydown Yard), as summarized on Table 4-1.

COIs detected at concentrations greater than the GPLs included antimony (Former CLEAR Plant and Former Esperanza Mill) and lead (Former CLEAR Plant, Former C Pond and C Pond Spoils, Former Raffinate Pond, and Former Laydown Yard).

For constituents in each subarea where at least one COI was detected at a concentration greater than its nr-SRL or GPL, the exceedances were further evaluated as follows:

- **Evaluation of the frequency of nr-SRL exceedance.** In accordance with ADEQ (ADEQ, 2003) and federal USEPA risk assessment guidance (USEPA, 1989), long term exposures are estimated using the 95 percent upper confidence limit (95UCL) of the mean concentration for each chemical within each exposure area. Risk calculations are based on an estimate of average exposure concentration over time, not the maximum concentration. Therefore, if the 95UCL is less than the nr-SRL and the frequency that the nr-SRL is exceeded is low, there is no human health risk at a site.
- **Evaluation of the magnitude of nr-SRL exceedance.** In some cases, there may be a concern that concentrations significantly greater than an nr-SRL level may require further evaluation, even if the 95UCL is below the nr-SRL.
- **Evaluation of GPL exceedance**. Similar to the nr-SRL evaluation, the GPL exceedances were compared with the 95UCL of the mean. ADEQ guidance also allows the use of alternative GPLs which are based on the ratio between the total metals concentration and the leachable fraction determined using SPLP analysis.

4.2 Evaluation of Sites with nr-SRL Exceedances

Per EPA guidance, risk-based screening levels are used to identify those sites requiring further evaluation. Exceedance of risk-based screening levels does not indicate inherent risk at a site, but suggests that further evaluation of the site's COI concentrations is necessary. This section discusses the results of the evaluation of the direct contact pathway for subareas where nr-SRLs are exceeded.

The most likely potential exposures to COIs in soil are through direct contact by site workers. The Former CLEAR Plant, Former Esperanza Mill Area, Former C Pond and C Pond Spoils, Old D Pond, Former Raffinate Pond, and the Former Laydown Yard were further evaluated because nr-SRLs were exceeded in at least one sample at each of these sites.

The soil and sediment data were further evaluated by calculating the 95UCL on the mean using surface soil data for each subarea. For risk assessment purposes, the ADEQ (Hanley 2010) considers surface soils to occur from 0 to 15 ft bgs. Soils below 15 ft bgs are considered subsurface soils (Hanley 2010). The 95UCL were calculated using ProUCL Version 4 (EPA 2007). Table 4-2 and the following bullets summarize the results of this evaluation.

- **Former CLEAR Plant Subarea**– Arsenic, copper, and lead were detected at concentrations in soil that exceeded the nr-SRL. The maximum arsenic concentration is 16.6 times greater than the nr-SRL, and exceeded the nr-SRL in 22 (24 percent) of the samples collected in the subarea. In addition, the 95UCL of 19.73 mg/kg, calculated exceeded the nr-SRL of 10 mg/kg. Therefore, arsenic is tentatively identified as a constituent of potential concern (COPC) at the Former CLEAR Plant.

  Copper and lead concentrations exceeded the nr-SRL, ranging from four samples (4 percent) to two samples (2 percent), respectively. The maximum copper and lead concentrations exceeded the nr-SRL by a factor of 2.7 and 2.3, respectively. The calculated 95UCL values for copper and lead were below their respective nr-SRLs (Table 4-2). Therefore, copper and lead are not present at concentrations in soil and sediment that represent a health risk for non-residential populations in the Former CLEAR Plant subarea and are not considered COPCs.

- **Former Esperanza Mill Subarea** – Arsenic concentrations in soil at the Former Esperanza Mill subarea exceeded its nr-SRL (Table 4-2). The maximum arsenic concentration is one order of magnitude (10.1 times) greater than the nr-SRL, and exceeded the nr-SRL in eight (19 percent) of the samples. The calculated 95UCL (19.35 mg/kg) also exceeded the nr-SRL (10 mg/kg; Table 4-2). Therefore, arsenic is tentatively identified as a COPC in the Former Esperanza Mill Area subarea.

- **Old D Pond Subarea** – A single arsenic result (10.6 mg/kg) slightly exceeded its nr-SRL (10 mg/kg). The arsenic nr-SRL was exceeded in 1 (5 percent) of the samples collected in the subarea. The 95UCL value (4.38 mg/kg) calculated for arsenic is below the nr-SRL (10 mg/kg; Table 4-2). Therefore, arsenic is not present in soil in this subarea at concentrations that represent a health concern for non-residential populations and are not considered COPCs.

- **Former C Pond and C Pond Spoils Subarea** – Arsenic and lead concentrations in soil at the Former C Pond and C Pond Spoils subarea exceeded their respective nr-SRLs. The maximum arsenic concentration exceeded the nr-SRL by a factor of 2.3, and the nr-SRL

was exceeded in four (10 percent) of the samples collected at the Subarea. Lead exceeded the nr-SRL in one sample (2 percent) by a factor of 4.7.

The 95UCL values calculated for arsenic and lead are below the nr-SRLs (Table 4-2). Therefore, neither arsenic nor lead is present in soil in this subarea at concentrations that represent a health concern for non-residential populations and are not considered COPCs.

- **Former Raffinate Pond Subarea** – Arsenic and copper concentrations in soil and sediment at the Former Raffinate Pond subarea exceeded its nr-SRL. The maximum arsenic concentration was nearly one order of magnitude at 9 times greater than the nr-SRL and exceeded the nr-SRL in 18 (64 percent) of the samples. In addition, the calculated 95UCL (38.28 mg/kg) also exceeded the nr-SRL (10 mg/kg). Therefore, arsenic is tentatively identified as a COPC in the Former Raffinate Pond subarea.

  Copper exceeded the nr-SRL in 1 sample (4 percent) by a factor of 2.1. The 95UCL calculated for copper of 16,589 mg/kg was below the nr-SRL of 41,000 mg/kg (Table 4-2). Therefore, copper is not present in soil at the Former Raffinate Pond at concentrations that represent a health risk for non-residential populations. Therefore copper is not considered a COPC.

- **Former Laydown Yard** – Arsenic, lead, and molybdenum concentrations in soil exceeded the nr-SRLs. The maximum arsenic concentration is 6.5 times greater than the nr-SRL and exceeded the nr-SRL in 10 (63 percent) of the samples. In addition, the calculated 95UCL (18.97 mg/kg) also exceeded the arsenic nr-SRL (10 mg/kg). Therefore, arsenic is tentatively identified as a COPC at the Former Laydown Yard subarea.

  Lead and molybdenum exceeded the nr-SRLs by factors of 1.2 and 1.3, respectively. Lead exceeded the nr-SRL in one sample (6 percent); molybdenum exceeded the nr-SRL in four samples (25 percent). The 95UCL values calculated for lead and molybdenum are below their respective nr-SRLs (Table 4-2). Therefore, lead and molybdenum are not present in soil at concentrations that represent a health risk for non-residential populations in the Former Laydown Yard and are not considered COPCs.

4.3 Evaluation of Sites with GPL Exceedances

This section discusses the results of the evaluation of the soil to groundwater migration pathway for subareas where GPLs are exceeded. To evaluate the groundwater migration pathway, COI concentrations in soil were compared to GPLs. Table 4-3 summarizes the COIs detected in soil at concentrations greater than their respective GPLs.

Antimony and lead were the only COIs detected in soil or sediment at concentrations greater than their respective GPLs. Antimony exceeded its GPL in the Former CLEAR Plant and the Former Esperanza Mill subareas. Lead exceeded its GPL in the Former CLEAR Plant, the Former C Pond and C Pond Spoils, Former Raffinate Pond, and the Former Laydown Yard subareas.

As with direct exposure to soil, the 95UCL represents a broader range of the concentrations that would likely leach to groundwater because leaching occurs over a generalized area, not at a single location within a site. The 95UCLs calculated for antimony and lead in all of the subareas were below the GPLs, with the exception of the 95UCL for lead at 348.7 mg/kg in the Former Laydown Yard subarea which was slightly greater than the GPL by about 1.2 times (Table 4-3).

Seven soil samples containing the highest lead concentrations (ranging from 303 to 3,740 mg/kg) were submitted to the laboratory for SPLP extraction and total lead analysis of the resulting leachate. The leachate concentrations of these samples contained lead at concentrations ranging from <0.0005 to <0.2 mg/L. An alternate GPL for lead was calculated using the highest SPLP result of 0.2 mg/L in accordance with *A Screening Method To Determine Soil Concentrations Protective of Groundwater Quality*, (ADEQ 1996). The alternative GPL for lead was calculated at 25,556 mg/kg, well above any detected lead concentrations in soil in any of the subareas. The corresponding equation and inputs used to calculate the alternative GPL are as follows:

Equation: $X_s = (292.9)RC_w$

Where:

X_s	Maximum allowable total metals concentration in soil that achieves protection of groundwater quality
292.9 =	Constant (mixing cell dimensions, groundwater flow rate and infiltration rate for base case conditions
R =	Ratio between total metal and the TCLP or SPLP result
C_w =	AWQS of the metal (i.e., Lead = 0.05 mg/L)

When performing the calculations, the total and SPLP lead results for sample RA-JS-02-1-3 were used to calculate "R" since it produced the highest value.

4.4 Evaluation of DQOs

Evaluation of the investigation results indicates that the proposed sampling and DQOs were generally satisfied as shown in Table 4-4. The proposed sampling programs identified in the DQOs were satisfied with the following exceptions:

- **Former Esperanza Mill subarea** – Soil samples were collected from 9 random grid and 1 judgmental locations instead of 10 random grid locations specified in the DQOs. The tenth random grid boring was actually drilled in the Former C Pond and C Pond Spoils subarea and one judgmental soil boring (EM-JS-01) was added in the Former Esperanza Mill subarea based on field observation of surface soil staining. This did not impact the DQOs.

- **Former Raffinate Pond subarea** – In addition to collecting soil samples as prescribed in the DQOs, sediment samples were also collected within the bottom of the pond that was not prescribed in the DQOs. Review of the Work Plan (URS, 2008) confirmed that sediment samples were supposed to be collected, which apparently did not get incorporated into the DQOs. The DQOs should be revised to incorporate collection of sediment samples.

- **Rhenium Ponds subarea –** Soil samples were collected from 2 judgmental locations instead of 5 judgment locations prescribed in the DQOs. Review of the Work Plan (URS, 2008) confirmed that soil samples were supposed to be collected at 2 judgmental locations, which is inconsistent with the DQOs. The DQOs should be revised to reflect the proper number of judgmental samples as specified in the Work Plan.

- **Former Laydown Yard subarea** – Since this subarea was discovered during field activities, it was never incorporated into the DQOs. The DQOs should be revised to include this subarea.

The main objective for each subarea to gather data to confirm that there has not been a release of COIs to appropriate soils and sediment were satisfied. Arsenic was identified as a COPC in surface and subsurface soils at the Former CLEAR Plant, Former Esperanza Mill, and Former Raffinate Pond subareas requiring further evaluation. Arsenic was also identified as a COPC in surface and subsurface soils at the Former Laydown Yard subarea and the DQOs will need to be updated to include this site.

4.5 Conclusions and Recommendations

Based on the results and evaluation of the previous investigation conducted by HGC and 2008 VRP investigation conducted by URS, arsenic is the only COI that has been identified as a COPC at the Former CLEAR Plant, Former Esperanza Mill, Former Raffinate Pond, and Former Laydown Yard subareas (Table 4-1). The calculated arsenic 95UCL in these areas exceeded the nr-SRL of 10 mg/kg by relative small orders of magnitude ranging from 1.9 to 3.8. Therefore, in

accordance with Arizona Administrative Codes (AAC) R18-7-204 and R18-7-206, it is recommended that site-specific background concentrations and/or site-specific remediation standards be developed for arsenic, respectively.

In establishing background concentrations, AAC R18-7-204 will require that: 1) Site-specific historical information concerning land use is reviewed; 2) Site-specific sampling of soils unaffected by a release, but having characteristics similar to those of the soils affected by the COPC is completed; and 3) Statistical analysis of the concentrations obtained from analysis of background soil samples be performed using the 95UCL. In establishing site-specific remediation standards, AAC R18-7-206 will require the use of one of the following human health risk assessment methodologies: 1) A deterministic methodology using reasonable maximum exposures to be evaluated for future use scenarios; 2) A probabilistic methodology demonstrating that alternative levels will be no less protective that the 95th percentile upper bound estimate of the distribution; or 3) An alternative methodology commonly accepted in the scientific community.

Table 4-1
Summary of Results and Recommendations

Area of Potential Concern	Soil COPC	nr-SRL Characterization Summary	GPL Characterization Summary	Recommendations
Former CLEAR Plant	Arsenic	Arsenic, copper, and lead were detected in soils at concentrations greater than the nr-SRL. The 95% UCL for copper and lead is less than the nr-SRL. The 95% UCL for arsenic exceeds the nr-SRL.	Antimony and lead were detected in soils at concentrations greater than the GPL. The 95% UCL for both detected COIs is less than the GPL.	Develop site-specific arsenic soil remediation level.
Former E Pond	None	No detected COIs have concentrations greater than the nr-SRLs.	No detected COIs have concentrations greater than the GPLs.	Request no further action determination.
Former Evaporation Pond	None	No detected COIs have concentrations greater than the nr-SRLs.	No detected COIs have concentrations greater than the GPLs.	Request no further action determination.
Old D Pond	None	Arsenic was detected in soil at concentrations that slightly greater than the nr-SRL. The 95% UCL for arsenic is less than the nr-SRL.	No detected COIs have concentrations greater than the GPLs.	Request no further action determination.
Former Esperanza Mill	Arsenic	Arsenic was detected in soil at concentrations greater than the nr-SRL. The 95% UCL for arsenic is greater than the nr-SRL.	Antimony was detected in soils at concentrations greater than the GPL. The 95% UCL concentration for antimony is less than the GPL.	Develop site-specific arsenic soil remediation level.
Former C Pond and C Pond Spoils	None	Arsenic and lead were detected in soils at concentrations greater than the nr-SRL. The 95% UCL for arsenic and lead are less than the nr-SRL.	Lead was detected in soils at concentrations greater than the GPL. The 95% UCL concentration for lead is less than the GPL.	Request no further action determination.
Former Raffinate Pond	Arsenic	Arsenic and copper were detected in soils at concentrations greater than the nr-SRL. The 95% UCL for copper is less than the nr-SRL. The 95% UCL for arsenic is greater than the nr-SRL.	Lead was detected in soils at concentrations greater than the GPL. The 95% UCL concentration for lead is less than the GPL.	Develop site-specific arsenic soil remediation level.
Former Rhenium Pond	None	No detected COIs have concentrations greater than the nr-SRLs.	No detected COIs have concentrations greater than the GPLs.	Request no further action determination.
Former Laydown Yard	Arsenic	Arsenic, lead, and molybdenum were detected in soils at concentrations greater than the nr-SRL. The 95% UCL for lead and molybdenum is less than the nr-SRL. The 95% UCL for arsenic is greater than the nr-SRL.	Lead was detected in soils at concentrations greater than the GPL. The 95% UCL concentration for lead is only slightly greater than the GPL. In addition, the alternative GPL calculated for lead at 25,556 mg/kg is higher than any lead concentrations reported in soil samples.	Develop site-specific arsenic soil remediation level.

Notes
COI - Constituent of Interest
COPC - Constituent of Potential Concern
95% UCL - 95 percent upper confidence limit of the mean
AWQS - Aquifer Water Quality Standards
nr-SRL - non-residential soil remediation level
GPL - groundwater protection level

Table 4-2
Results of Soil Screening Against Non-Residential Soil Remediation Levels

Area of Potential Concern	Constituent	Number of Samples	nr-SRL (mg/kg)	Maximum Concentration Screening				95% UCL Concentration Screening		
				Maximum Site Concentration (mg/kg)	Magnitude of Exceedance	Number of Exceedances		95% UCL Concentration (mg/kg)	Does 95% UCL Exceed nr-SRL?	Approximate Magnitude of 95% UCL Exceedance
Former CLEAR Plant (soil and sediment)	Arsenic	95	10	166	16.6	22	23%	19.73	**Yes**	2
	Copper	95	41,000	109,000	2.7	4	4%	12,322	No	
	Lead	95	800	1,820	2.3	2	2%	168.5	No	
Former Esperanza Mill Area (soil)	Arsenic	43	10	101	10.1	8	19%	19.35	**Yes**	2
Old D Pond (soil and sediment)	Arsenic	20	10	10.6	1.1	1	5%	4.38	No	
Former C Pond and C Pond Spoils (soil)	Arsenic	41	10	23	2.3	4	10%	6.131	No	
	Lead	41	800	3,740	4.7	1	2%	231.4	No	
Former Raffinate Pond (soil and sediment)	Arsenic	28	10	89.7	9.0	18	64%	38.28	**Yes**	4
	Copper	28	41,000	88,000	2.1	1	4%	16,589	No	
Former Laydown Yard (soil)	Arsenic	16	10	64.8	6.5	10	63%	18.97	**Yes**	2
	Lead	16	800	999	1.2	1	6%	348.7	No	
	Molybdenum	16	5,100	6,830	1.3	4	25%	4,023	No	

Notes

95% UCL - 95 percent upper confidence limit of the mean

nr-SRL - non-residential soil remediation level

Table 4-3
Results of Soil Screening Against Groundwater Protection Levels

Area of Potential Concern	Constituent	Number of Samples	GPL (mg/kg)	Maximum Concentration Screening				95% UCL Concentration Screening		
				Maximum Site Concentration (mg/kg)	Magnitude of Exceedance	Number of Exceedances		95% UCL Concentration (mg/kg)	Does 95% UCL Exceed GPL?	Approximate Magnitude of 95% UCL Exceedance
Former Clear Plant (soil and sediment)	Antimony	79	35	66	2	2	3%	7.442	No	
	Lead	95	290	1,820	6	5	5%	168.5	No	
Former Esperanza Mill Area (soil)	Antimony	41	35	69	2	1	2%	9.868	No	
Former C Pond and C Pond Spoils (soil)	Lead	41	290	3,740	13	5	12%	231.4	No	
Former Raffinate Pond (soil and sediment)	Lead	28	290	349	1	2	7%	135.6	No	
Former Laydown Yard (soil)	Lead	16	290	999	3	3	19%	348.7	**Yes**	1

Notes

95% UCL - 95 percent upper confidence limit of the mean

GPL - groundwater protection level

mg/kg - milligrams per kilogram

Table 4-4
Evaluation of Data Quality Objectives

Area of Interest	Potentially Impacted Media	Objective	Proposed Sampling
Former CLEAR Plant	Surface and subsurface soil	Gather data to confirm that there has not been a release of COIs from CLEAR Plant to soil. **Response** – Gathered data confirmed that arsenic is a COPC requiring further evaluation	Establish a systematic grid with 200 foot centers over the entire plant area. **Response –** Completed. Collect soil samples from the surface to bedrock at 10 random grid locations. **Response** – Completed.
	Surface and subsurface soil	Gather data to further delineate the areas having highest concentrations of COIs. **Response** – Gathered data confirmed that arsenic is a COPC requiring further evaluation	Collect soil samples from the surface to bedrock at 3 judgmental locations having the highest concentrations of COIs. **Response** - Soil samples collected from 4 judgmental sample locations
	Sediment	Confirm that releases of COIs from the CLEAR Plant have not occurred to sediment in drainage channels. **Response** – Confirmed; no releases of COIs have occurred.	Collect sediment samples from 2 locations in each of the five drainage paths. **Response** – Completed.
Former E Pond	Subsurface Soil	Confirm that the pond did not release elevated concentrations of COIs from solutions to subsurface soil. **Response** – Confirmed; no releases of COIs have occurred.	Collect soil samples from the surface to bedrock at 2 judgmental locations drilled within the pond area. **Response** – Completed.
Former Evaporation Pond	Subsurface Soil	Confirm that the pond did not release elevated concentrations of COIs from process solutions to subsurface soils. **Response** – Confirmed; no releases of COIs have occurred.	Collect soil samples from the surface to bedrock at 2 judgmental locations drilled within the pond area. **Response** – Completed.
Old D Pond	Subsurface Soil	Confirm that the pond did not release elevated concentrations of COIs from process solutions to subsurface soils. **Response** – Confirmed; no releases of COIs have occurred.	Collect soil samples from the surface to bedrock at 2 judgmental locations drilled within the pond area. **Response -** Soil samples collected from 3 judgmental sample locations.
	Sediment	Confirm that releases of COIs from the Old D Pond have not occurred to sediment in drainage channels. **Response** – Confirmed; no releases of COIs have occurred.	Collected sediment samples from 4 locations upgradient and 2 locations downgradient of the pond. **Response** – Completed.

Table 4-4
Evaluation of Data Quality Objectives

Area of Interest	Potentially Impacted Media	Objective	Proposed Sampling
Former Esperanza Mill	Surface and subsurface soil	Gather data to confirm that there has not been a release of COIs from Former Esperanza Mill to soil. **Response** – Gathered data confirmed that arsenic is a COPC requiring further evaluation.	Establish a systematic grid with 200-foot centers over the entire plant area. **Response** – Completed. Collect soil samples from the surface to bedrock at 10 random grid locations. **Response –** Soil samples collected from 9 random grid and 1 judgmental locations
Former C Pond	Surface and subsurface soil	Gather data to confirm that there has not been a release of COIs from Former C Pond to soil. **Response** – Confirmed; no releases of COIs have occurred.	Collect soil samples from the surface to bedrock at 5 judgmental locations drilled within the pond area. **Response** – Completed.
Former C Pond Spoils	Surface and subsurface soil	Gather data to confirm that there has not been a release of COIs from Former C Pond Spoils to soil. **Response** – Confirmed; no releases of COIs have occurred.	Collect soil samples from the surface to bedrock at 4 judgmental locations drilled within the spoils area. **Response –** Soil samples collected from 1 random grid and 6 judgmental locations.
Former Raffinate Pond	Surface and subsurface Soil	Gather data to confirm that there has not been a release of COIs from Former Raffinate Pond to soil. **Response** – Gathered data confirmed that arsenic is a COPC requiring further evaluation.	Collect soil samples from the surface to bedrock at 5 judgmental locations drilled within the pond area. **Response –** Soil samples collected from 5 judgmental locations. Sediment samples also collected from 2 locations in pond as prescribed in the Work Plan.
Rhenium Ponds	Surface and subsurface soil	Gather data to confirm that there has not been a release of COIs from Rhenium Ponds to soil. **Response** – Confirmed; no releases of COIs have occurred.	Collect soil samples from the surface to bedrock at 5 judgmental locations drilled within the footprint of the former Rhenium Ponds. **Response -** Soil samples collected from 2 judgmental locations as prescribed in the Work Plan.
Former Laydown Yard	Surface and subsurface soil	Not previously established. **Response** – Gathered data confirmed that arsenic is a COPC requiring further evaluation.	Not previously established. **Response -** Soil samples collected from 4 judgmental locations.

Notes: COI – constituent of interest COPC – constituent of potential concern

5.0 REFERENCES

Arizona Department of Health Services (ADHS). 2003. Deterministic Risk Assessment Guidance. May 16.

Arizona Department of Environmental Quality (ADEQ). 1996. A Screening Method to Determine Soil Concentrations Protective of Groundwater Quality. September. 35 pp and appendices.

ADEQ. 2007. Arizona Administrative Code, Title 18 Environmental Quality, Chapter 7 Department of Environmental Quality Remedial Action, Article 2 Soil Remediation Standards, Appendix A Soil Remediation Levels (SRLs).

Cooper Aerial Surveys (Cooper). 1959. Frames 3-3, 4-2, and 4-5. Aerial Photographs. 1:12,000. 1959.

Cooper. 1979. Frames, 16-10, 16-11, and 18-10. Aerial Photographs. 1:12,000. December 18, 1979.

Errol L. Montgomery & Associates Inc. and Dames & Moore (ELMA/DM). 1994. Aquifer Protection Permit Application, Sierrita Operation, Cyprus Sierrita Corporation, Pima County, Arizona. Volume I, Text and Appendices. Prepared for Cyprus Sierrita Corporation. September 7.

Hanley, Jeanene (ADEQ). 2010. Personal communication with Richard Henry, URS Corporation, on December 7.

Hydro Geo Chem Inc. (HGC). 2008. Soil, Surface Water, and Groundwater Sampling in the CLEAR Plant and Esperanza Mill Areas.

Montgomery Watson. 1999. Supplement to Aquifer Protection Permit Application, BADCT Demonstration. August.

MWH Americas, Inc. 2005. Supplement to the Aquifer Protection Permit Application BADCT Demonstration Amendment, Sierrita Mine, Phelps Dodge Sierrita, Volume I. March.

URS Corporation. 2008. Voluntary Remediation Program (VRP) Investigation Work Plan, Freeport-McMoRan Sierrita Inc. Volumes I and II. April.

U. S. Environmental Protection Agency (USEPA). 1989. Risk Assessment Guidance for Superfund, Volume I. Human Health Evaluation Manual (Part A). EPA 450/1-89/002. December.

USEPA. 2007. Singh A., R. Maichle, A. K. Singh, S. E. Lee, and N. Armbya. ProUCL Version 4.00.02 User Guide. EPA/600/R-07/038. April. 218 pp.

USEPA. 2008. Part IV Inorganic Data Validation Functional Guidelines. November. 149 pp and appendices.

Appendix A

Soil Boring Logs

APPENDIX A
Soil Boring Logs
FMI Sierrita Voluntary Remediation Program
(Click on Boring/Well ID to Connect to Soil Boring Log)

CLEAR Plant
CP-JS-01
CP-JS-02
CP-JS-03
CP-JS-04
CP-M04
CP-M06
CP-N08
CP-O03
CP-O09
CP-P04
CP-P05
CP-P07
CP-P12
CP-Q09
CP-SD-01
CP-SD-02
CP-SD-03
CP-SD-04
CP-SD-05
CP-SD-06
CP-SD-07
CP-SD-08
CP-SD-09
CP-SD-10

Old D Pond
OD-JS-01
OD-JS-02
OD-JS-03
OD-SD-01
OD-SD-02
OD-SD-03
OD-SD-04
OD-SD-05
OD-SD-06

E Pond
E-JS-01
E-JS-02

Evaporation Pond
EV-JS-01
EV-JS-02

Esperanza Mill
EM-C22
EM-E24
EM-G27
EM-H22
EM-JS-01
EM-K24
EM-M26
EM-N29
EM-P24
EM-X26

Laydown Yard
EM-JS-02
EM-JS-06
EM-JS-07
EM-JS-08

Rhenium Pond
RP-JS-01
RP-JS-02

C Pond
C-JS-01
C-JS-02
C-JS-03
C-JS-04
C-JS-05

C Pond Spoils
CS-JS-01
CS-JS-02
CS-JS-03
CS-JS-04
CS-JS-05
CS-JS-06
EM-U25

Raffinate Pond
RA-JS-01
RA-JS-02
RA-JS-03
RA-JS-04
RA-JS-05
RA-SD-01
RA-SD-02

URS
333 East Wetmore, Suite 400
Tucson, AZ 85705
520-887-1800
520-887-8438 (Fax)

BORING LOG: CP-JS-01

PROJECT: Voluntary Remediation Program
CLIENT: FMI
LOCATION: Sierrita
URS PROJECT #: 24096838

DRILLING CONTRACTOR: Johnson Envtl. Technologies
DRILLER: Scott Johnson
LOGGED BY: Kevin Walsh, Armando Jimenez
START DATE/TIME: 07/15/2008 09:40 AM
FINISH DATE/TIME: 07/15/2008 10:40 AM

LATITUDE (NAD83): 954282.308
LONGITUDE (NAD83): 320994.678

TOP OF GROUND ELEVATION (NAVD88): 3668.97 feet A.S.L.

COMMENTS:

RIG TYPE: Geoprobe
DRILLING METHOD: Direct Push Technology (DPT)
SAMPLING METHOD: Macro Core with PVC Sleeve

DEPTH BELOW SURFACE (FT)	ELEVATION (FT)	SAMPLE COLLECTED (Identification)	USCS	GRAPHIC	LITHOLOGIC DESCRIPTION AND REMARKS
		CP-JS-01-0-1	CL		Lean Clay with sand, yellowish red (5yr 4/6), null odor, slightly moist, firm consistency, plastic, fine sand.
				1.5'	
		CP-JS-01-1-3	SP		Poorly Graded Sand, sub-angular, brownish yellow (10yr 6/6), null odor, dry, loose, null cementation, null plasticity, fine gravel.
	3665				
5				5.0'	
		CP-JS-01-5-7	SP		Poorly Graded Sand, sub-angular, very pale brown (10yr 7/3), null odor, dry, loose, null cementation, null plasticity, fine gravel.
				7.8'	
	3660		ML		Silt with sand, pale yellow (2.5yr 8/4), null odor, slightly moist, loose, null cementation, null plasticity, coarse sand. Weathered Granodiorite, increasing competency with depth.
10				10.5'	
		CP-JS-01-10-12	SM		Silty Sand, light yellowish brown (2.5yr 6/4), null odor, slightly moist, very dense, null cementation, null plasticity, coarse sand.
				12.0'	
			NONE		Granodiorite, refusal at 12 feet bgs.
	3655				
15					
	3650				
20					

URS
333 East Wetmore, Suite 400
Tucson, AZ 85705
520-887-1800
520-887-8438 (Fax)

BORING LOG: CP-JS-02

PROJECT: Voluntary Remediation Program
CLIENT: FMI
LOCATION: Sierrita
URS PROJECT #: 24096838

DRILLING CONTRACTOR: Johnson Envtl. Technologies
DRILLER: Shawn Miller
LOGGED BY: Kevin Walsh, Rick Smith
START DATE/TIME: 07/11/2008 01:15 PM
FINISH DATE/TIME: 07/11/2008 01:38 PM

LATITUDE (NAD83): 953875.828
LONGITUDE (NAD83): 320394.158

TOP OF GROUND ELEVATION (NAVD88): 3683.74 feet A.S.L.

COMMENTS: Survey location is approximate.

RIG TYPE: Geoprobe
DRILLING METHOD: Direct Push Technology (DPT)
SAMPLING METHOD: Macro Core with PVC Sleeve

DEPTH BELOW SURFACE (FT)	ELEVATION (FT)	SAMPLE COLLECTED (Identification)	USCS	GRAPHIC	LITHOLOGIC DESCRIPTION AND REMARKS
		CP-JS-02-0-1	SM		Silty Sand, sub-angular, sub-rounded, dark gray (7.5yr 4/0), null odor, slightly moist, loose, null cementation, low plasticity, fine sand.
				1.0'	
		CP-JS-02-1-3	SM		Silty Sand, sub-angular, sub-rounded, strong brown (7.5yr 4/6), null odor, dry, loose, null cementation, low plasticity, fine sand.
	3680			4.0'	
			NONE		Concrete, refusal at 4 feet bgs.
5					
	3675				
10					
	3670				
15					
	3665				
20					

URS
333 East Wetmore, Suite 400
Tucson, AZ 85705
520-887-1800
520-887-8438 (Fax)

BORING LOG: CP-JS-03

PROJECT: Voluntary Remediation Program
CLIENT: FMI
LOCATION: Sierrita
URS PROJECT #: 24096838

DRILLING CONTRACTOR: Johnson Envtl. Technologies
DRILLER: Scott Johnson
LOGGED BY: Kevin Walsh
START DATE/TIME: 07/14/2008 08:57 AM
FINISH DATE/TIME: 07/14/2008 10:13 AM

LATITUDE (NAD83): 954350.808
LONGITUDE (NAD83): 319792.603

TOP OF GROUND ELEVATION (NAVD88): 3659.89 feet A.S.L.

COMMENTS:

RIG TYPE: Geoprobe
DRILLING METHOD: Direct Push Technology (DPT)
SAMPLING METHOD: Macro Core with PVC Sleeve

DEPTH BELOW SURFACE (FT)	ELEVATION (FT)	SAMPLE COLLECTED (Identification)	USCS	GRAPHIC	LITHOLOGIC DESCRIPTION AND REMARKS
		CP-JS-03-0-1			Silty Sand with gravel, sub-angular, sub-rounded, dark yellowish brown (10yr 4/4), null odor, moist, loose, null cementation, null plasticity, fine gravel.
		CP-JS-03-1-3	SM		
5	3655			5.0'	
		CP-JS-03-5-7	SM		Silty Sand with gravel, sub-angular, sub-rounded, light yellowish brown (10yr 6/4), null odor, moist, loose, null cementation, null plasticity, fine gravel.
				7.0'	
			NONE		Granodiorite, refusal at 7 feet bgs.
10	3650				
15	3645				
20	3640				

REPORT TUSCON-ENVIRONMENTAL_SIERRITA_VRP | PROJECTS:\GINT6\WRES GINT\PROJECTS\TUCSON\FMI SIERRITA VRP BORING LOGS.GPJ | LIBRARY URS TUCSON V4.1.GLB | PRINTED 10/12/12

URS
333 East Wetmore, Suite 400
Tucson, AZ 85705
520-887-1800
520-887-8438 (Fax)

BORING LOG: CP-JS-04

PROJECT: Voluntary Remediation Program
CLIENT: FMI
LOCATION: Sierrita
URS PROJECT #: 24096838

DRILLING CONTRACTOR: Johnson Envtl. Technologies
DRILLER: Scott Johnson
LOGGED BY: Kevin Walsh
START DATE/TIME: 08/27/2008 10:20 AM
FINISH DATE/TIME: 08/27/2008 11:02 AM

LATITUDE (NAD83): 954142.572
LONGITUDE (NAD83): 321095.952

TOP OF GROUND ELEVATION (NAVD88): 3696.63 feet A.S.L.

COMMENTS:

RIG TYPE: Geoprobe
DRILLING METHOD: Direct Push Technology (DPT)
SAMPLING METHOD: Macro Core with PVC Sleeve

DEPTH BELOW SURFACE (FT)	ELEVATION (FT)	SAMPLE COLLECTED (Identification)	USCS	GRAPHIC	LITHOLOGIC DESCRIPTION AND REMARKS
		CP-JS-04-0-1	SM		Silty Sand, sub-angular, fine grained, pale brown (10yr 6/3), null odor, dry, loose, null cementation, null plasticity, fine sand.
				1.0'	
	3695	CP-JS-04-1-3	CL		Decomposed granite.
				4.0'	
5		CP-JS-04-5-7	SM		Silty Sand, with gravel sub-angular, fine grained with fine gravel, pale brown (10yr 6/3), null odor, dry, loose, null cementation, null plasticity, fine gravel with decomposed granite gravels.
	3690			7.0'	
			CL		Decomposed granite.
				8.0'	
10		CP-JS-04-10-12	SM		Silty Sand, with gravel sub-angular, fine grained with fine gravels, pale brown (10yr 6/3), null odor dry, loose, null cementation, null plasticity, fine gravel.
	3685			12.0'	
15		CP-JS-04-15-17	SM		Silty Sand, sub-angular, fine grained, pale brown (10yr 6/3), null odor, dry, loose, null cementation, null plasticity, fine sand mica minerals present. Moist at 19' bgs.
	3680				
20		CP-JS-04-20		20.0'	
					Total depth = 20 feet bgs

REPORT TUSCON-ENVIRONMENTAL_SIERRITA_VRP | PROJECTS:\GINT6\WRES GINT\PROJECTS\TUCSON\FMI SIERRITA VRP BORING LOGS.GPJ | LIBRARY URS TUCSON V4.1.GLB | PRINTED 10/12/12

URS
333 East Wetmore, Suite 400
Tucson, AZ 85705
520-887-1800
520-887-8438 (Fax)

BORING LOG: CP-M04

PROJECT: Voluntary Remediation Program
CLIENT: FMI
LOCATION: Sierrita
URS PROJECT #: 24096838

DRILLING CONTRACTOR: Johnson Envtl. Technologies
DRILLER: Scott Johnson
LOGGED BY: Rick Smith
START DATE/TIME: 07/11/2008 09:45 AM
FINISH DATE/TIME: 07/11/2008 10:15 AM

LATITUDE (NAD83): 953869.388
LONGITUDE (NAD83): 320977.257

TOP OF GROUND ELEVATION (NAVD88): 3694.99 feet A.S.L.

COMMENTS:

RIG TYPE: Geoprobe
DRILLING METHOD: Direct Push Technology (DPT)
SAMPLING METHOD: Macro Core with PVC Sleeve

DEPTH BELOW SURFACE (FT)	ELEVATION (FT)	SAMPLE COLLECTED (Identification)	USCS	GRAPHIC	LITHOLOGIC DESCRIPTION AND REMARKS
		CP-M04-0-1	SP-SM		Poorly Graded Sand with silt, dark yellowish brown (10yr 4/4), null odor, slightly moist, loose, null cementation, null plasticity, fine sand, coarse gravel.
		CP-M04-1-2.5	NONE	1.8'	6" layer of concrete approx. 2 feet bgs
			SP-SM	2.3'	Poorly Graded Sand with silt, dark yellowish brown (10yr 4/4), null odor, slightly moist, loose, null cementation, null plasticity, fine sand, coarse gravel.
5	3690	CP-M04-5-5.4	SM	4.5'	Silty Sand, light yellowish brown (10yr 6/4), null odor, slightly moist, loose, null cementation, null plasticity, fine sand, coarse gravel, decomposed/weathered granodiorite.
			NONE	5.5'	Granodiorite, refusal at 5.5 feet bgs.
10	3685				
15	3680				
20	3675				

URS
333 East Wetmore, Suite 400
Tucson, AZ 85705
520-887-1800
520-887-8438 (Fax)

BORING LOG: CP-M06

PROJECT: Voluntary Remediation Program
CLIENT: FMI
LOCATION: Sierrita
URS PROJECT #: 24096838

DRILLING CONTRACTOR: Johnson Envtl. Technologies
DRILLER: Shawn Miller
LOGGED BY: Kevin Walsh, Rick Smith
START DATE/TIME: 07/11/2008 12:48 PM
FINISH DATE/TIME: 07/11/2008 01:07 PM

LATITUDE (NAD83): 953871.612
LONGITUDE (NAD83): 320587.281

TOP OF GROUND ELEVATION (NAVD88): 3688.12 feet A.S.L.

COMMENTS:

RIG TYPE: Geoprobe
DRILLING METHOD: Direct Push Technology (DPT)
SAMPLING METHOD: Macro Core with PVC Sleeve

DEPTH BELOW SURFACE (FT)	ELEVATION (FT)	SAMPLE COLLECTED (Identification)	USCS	GRAPHIC	LITHOLOGIC DESCRIPTION AND REMARKS
		CP-M06-0-1			Silty Sand with gravel, sub-angular, sub-rounded, strong brown (7.5yr 4/6), null odor, dry, loose, null cementation, null plasticity, fine gravel.
		CP-M06-1-3	SM		
	3685				
				4.0'	
					Concrete, refusal at 4 feet
5					
	3680				
10					
	3675				
15					
	3670				
20					

REPORT TUSCON-ENVIRONMENTAL_SIERRITA_VRP | PROJECTS:\GINT6\WRES GINT\PROJECTS\TUCSON\FMI SIERRITA VRP BORING LOGS.GPJ | LIBRARY URS TUCSON V4.1.GLB | PRINTED 10/12/12

URS
333 East Wetmore, Suite 400
Tucson, AZ 85705
520-887-1800
520-887-8438 (Fax)

BORING LOG: CP-N08

PROJECT: Voluntary Remediation Program
CLIENT: FMI
LOCATION: Sierrita
URS PROJECT #: 24096838

DRILLING CONTRACTOR: Johnson Envtl. Technologies
DRILLER: Shawn Miller
LOGGED BY: Kevin Walsh, Rick Smith
START DATE/TIME: 07/11/2008 01:52 PM
FINISH DATE/TIME: 07/11/2008 02:05 PM

LATITUDE (NAD83): 954088.911
LONGITUDE (NAD83): 320180.045

TOP OF GROUND ELEVATION (NAVD88): 3674.75 feet A.S.L.

COMMENTS: Survey location is approximate.

RIG TYPE: Geoprobe
DRILLING METHOD: Direct Push Technology (DPT)
SAMPLING METHOD: Macro Core with PVC Sleeve

DEPTH BELOW SURFACE (FT)	ELEVATION (FT)	SAMPLE COLLECTED (Identification)	USCS	GRAPHIC	LITHOLOGIC DESCRIPTION AND REMARKS
		CP-N08-0-1	SM		Silty Sand with gravel, sub-angular, sub-rounded, olive brown (2.5y 4/4), null odor, dry, loose, null cementation, null plasticity, fine gravel.
				1.0'	
		CP-N08-1-3	SM		Silty Sand with gravel, sub-angular, sub-rounded, light olive brown (2.5y 5/4), null odor, dry, loose, null cementation, null plasticity, fine gravel.
5	3670			5.0'	
		CP-N08-5-7	SM		Silty Sand with gravel, sub-angular, sub-rounded, grayish brown (10yr 5/2), null odor, dry, loose, null cementation, null plasticity, fine gravel.
				7.2'	
			SM		Silty Sand with gravel, sub-angular, sub-rounded, grayish brown and brownish yellow (10yr 5/2 - 6/8), null odor, moist, loose, null cementation, null plasticity, fine gravel. Partially decomposed granodiorite.
10	3665	CP-N08-10-11			
				11.0'	
			NONE		Granodiorite, refusal at 11 feet bgs.
15	3660				
20	3655				

REPORT TUSCON-ENVIRONMENTAL_SIERRITA_VRP | PROJECTS:\GINT6\WRES GINT\PROJECTS\TUCSON\FMI SIERRITA VRP BORING LOGS.GPJ | LIBRARY URS TUCSON V4.1.GLB | PRINTED 10/12/12

URS
333 East Wetmore, Suite 400
Tucson, AZ 85705
520-887-1800
520-887-8438 (Fax)

BORING LOG: CP-O03

PROJECT: Voluntary Remediation Program
CLIENT: FMI
LOCATION: Sierrita
URS PROJECT #: 24096838

DRILLING CONTRACTOR: Johnson Envtl. Technologies
DRILLER: Shawn Miller
LOGGED BY: Rick Smith
START DATE/TIME: 07/11/2008 10:50 AM
FINISH DATE/TIME: 07/11/2008 11:07 AM

LATITUDE (NAD83): 954246.329
LONGITUDE (NAD83): 321179.981

TOP OF GROUND ELEVATION (NAVD88): 3677.02 feet A.S.L.

COMMENTS:

RIG TYPE: Geoprobe
DRILLING METHOD: Direct Push Technology (DPT)
SAMPLING METHOD: Macro Core with PVC Sleeve

DEPTH BELOW SURFACE (FT)	ELEVATION (FT)	SAMPLE COLLECTED (Identification)	USCS	GRAPHIC	LITHOLOGIC DESCRIPTION AND REMARKS
		CP-O03-0-1	SW		Well Graded Sand, angular, dark yellowish brown (10yr 4/4), null odor, slightly moist, loose, null cementation, null plasticity, coarse sand. Weathered granodiorite.
	3675	CP-O03-1-3	SW	1.0'	Well Graded Sand, angular, light gray (10yr 7/1), null odor, slightly moist, loose, null cementation, null plasticity, coarse sand. Weathered granodiorite grades to competent granodiorite.
			NONE	3.0'	Granodiorite, refusal at 3 feet bgs.
5					
	3670				
10					
	3665				
15					
	3660				
20					

REPORT TUSCON-ENVIRONMENTAL_SIERRITA_VRP | PROJECTS:\GINT6\WRES GINT\PROJECTS\TUCSON\FMI SIERRITA VRP BORING LOGS.GPJ | LIBRARY URS TUCSON V4.1.GLB | PRINTED 10/12/12

URS
333 East Wetmore, Suite 400
Tucson, AZ 85705
520-887-1800
520-887-8438 (Fax)

BORING LOG: CP-O09

PROJECT: Voluntary Remediation Program
CLIENT: FMI
LOCATION: Sierrita
URS PROJECT #: 24096838

DRILLING CONTRACTOR: Johnson Envtl. Technologies
DRILLER: Shawn Miller
LOGGED BY: Kevin Walsh, Rick Smith
START DATE/TIME: 07/11/2008 02:48 PM
FINISH DATE/TIME: 07/11/2008 03:10 PM

LATITUDE (NAD83): 954285.716
LONGITUDE (NAD83): 319982.491

TOP OF GROUND ELEVATION (NAVD88): 3661.23 feet A.S.L.

COMMENTS:

RIG TYPE: Geoprobe
DRILLING METHOD: Direct Push Technology (DPT)
SAMPLING METHOD: Macro Core with PVC Sleeve

DEPTH BELOW SURFACE (FT)	ELEVATION (FT)	SAMPLE COLLECTED (Identification)	USCS	GRAPHIC	LITHOLOGIC DESCRIPTION AND REMARKS
		CP-O09-0-1	SM		Silty Sand, sub-angular, sub-rounded, yellowish brown (10yr 5/4), null odor, dry, loose, null cementation, null plasticity, fine gravel.
	3660	CP-O09-1-3	SM	1.0'	Silty Sand, sub-angular, sub-rounded, brown (10yr 5/3), null odor, dry, loose, null cementation, null plasticity, fine gravel.
			CL	4.0' 4.5'	Red clay lense, possible odor. Stained.
5		CP-O09-5-7	SM		Silty Sand, sub-angular, rounded, light gray (10yr 7/1), null odor, dry, loose, null cementation, null plasticity, fine gravel.
	3655		SM	7.0'	Silty Sand, sub-angular, sub-rounded, dark yellowish brown (10yr 4/4), null odor, dry, loose, null cementation, null plasticity, fine gravel.
10		CP-O09-10-12	SM	9.0'	Silty Sand, sub-angular, sub-rounded, black (10yr 2/1), null odor, moist, loose, null cementation, null plasticity, fine gravel. Significant layer of dark staining 9-14 feet, decomposed granodiorite
	3650		SM	14.0'	Silty Sand with gravel, sub-angular, sub-rounded, grayish brown (10yr 5/2), null odor, moist, loose, null cementation, null plasticity, fine gravel.
15		CP-O09-15-17	SM		
	3645		NONE	17.5'	Granodiorite, refusal at 17.5 feet bgs.
20					

URS
333 East Wetmore, Suite 400
Tucson, AZ 85705
520-887-1800
520-887-8438 (Fax)

BORING LOG: CP-P04

PROJECT: Voluntary Remediation Program
CLIENT: FMI
LOCATION: Sierrita
URS PROJECT #: 24096838

DRILLING CONTRACTOR: Johnson Envtl. Technologies
DRILLER: Scott Johnson
LOGGED BY: Rick Smith, Armando Jimenez
START DATE/TIME: 07/15/2008 11:09 AM
FINISH DATE/TIME: 07/15/2008 11:21 AM

LATITUDE (NAD83): 954475.105
LONGITUDE (NAD83): 320989.125

TOP OF GROUND ELEVATION (NAVD88): 3658.86 feet A.S.L.

COMMENTS:

RIG TYPE: Geoprobe
DRILLING METHOD: Direct Push Technology (DPT)
SAMPLING METHOD: Macro Core with PVC Sleeve

DEPTH BELOW SURFACE (FT)	ELEVATION (FT)	SAMPLE COLLECTED (Identification)	USCS	GRAPHIC	LITHOLOGIC DESCRIPTION AND REMARKS
		CP-P04-0-1			Silty Sand, sub-angular, very pale brown (10yr 7/3), null odor, slightly moist, med dense, null cementation, null plasticity, medium sand. Weathered Granodiorite
		CP-P04-1-3	SM		
	3655			4.0'	
			NONE		Granodiorite, refusal at 4 feet bgs.
5					
	3650				
10					
	3645				
15					
	3640				
20					

REPORT TUSCON-ENVIRONMENTAL_SIERRITA_VRP | PROJECTS:\GINT6\WRES GINT\PROJECTS\TUCSON\FMI SIERRITA VRP BORING LOGS.GPJ | LIBRARY URS TUCSON V4.1.GLB | PRINTED 10/12/12

URS
333 East Wetmore, Suite 400
Tucson, AZ 85705
520-887-1800
520-887-8438 (Fax)

BORING LOG: CP-P05

PROJECT: Voluntary Remediation Program
CLIENT: FMI
LOCATION: Sierrita
URS PROJECT #: 24096838

DRILLING CONTRACTOR: Johnson Envtl. Technologies
DRILLER: Scott Johnson
LOGGED BY: Kevin Walsh
START DATE/TIME: 07/15/2008 01:13 PM
FINISH DATE/TIME: 07/15/2008 01:42 PM

LATITUDE (NAD83): 954486.199
LONGITUDE (NAD83): 320786.827

TOP OF GROUND ELEVATION (NAVD88): 3664.75 feet A.S.L.

COMMENTS:

RIG TYPE: Geoprobe
DRILLING METHOD: Direct Push Technology (DPT)
SAMPLING METHOD: Macro Core with PVC Sleeve

DEPTH BELOW SURFACE (FT)	ELEVATION (FT)	SAMPLE COLLECTED (Identification)	USCS	GRAPHIC	LITHOLOGIC DESCRIPTION AND REMARKS
		CP-P05-0-1	SM		Silty Sand with gravel, sub-angular, sub-angular, brown (7.5yr 5/4), null odor, dry, null cementation, null plasticity, fine gravel. Transitions into a granodiorite.
				1.0'	
		CP-P05-1-3	NONE		Granodiorite
				3.5'	
					Refusal at 3.5 feet bgs.
5	3660				
10	3655				
15	3650				
20	3645				

REPORT TUSCON-ENVIRONMENTAL_SIERRITA_VRP | PROJECTS:\GINT6\WRES GINT\PROJECTS\TUCSON\FMI SIERRITA VRP BORING LOGS.GPJ | LIBRARY URS TUCSON V4.1.GLB | PRINTED 10/12/12

URS
333 East Wetmore, Suite 400
Tucson, AZ 85705
520-887-1800
520-887-8438 (Fax)

BORING LOG: CP-P07

PROJECT: Voluntary Remediation Program
CLIENT: FMI
LOCATION: Sierrita
URS PROJECT #: 24096838

DRILLING CONTRACTOR: Johnson Envtl. Technologies
DRILLER: Scott Johnson
LOGGED BY: Rick Smith, Armando Jimenez
START DATE/TIME: 07/17/2008 02:00 PM
FINISH DATE/TIME: 07/17/2008 02:42 PM

LATITUDE (NAD83): 954487.781
LONGITUDE (NAD83): 320383.042

TOP OF GROUND ELEVATION (NAVD88): 3653.44 feet A.S.L.

COMMENTS:

RIG TYPE: Geoprobe
DRILLING METHOD: Direct Push Technology (DPT)
SAMPLING METHOD: Macro Core with PVC Sleeve

DEPTH BELOW SURFACE (FT)	ELEVATION (FT)	SAMPLE COLLECTED (Identification)	USCS	GRAPHIC	LITHOLOGIC DESCRIPTION AND REMARKS
		CP-P07-0-1	SP		Poorly Graded Sand, sub-angular, dark grayish brown (10yr 4/2), null odor, moist, loose, null cementation, null plasticity, fine gravel.
		CP-P07-1-3	SP	1.5'	Poorly Graded Sand, sub-angular, light gray (10yr 7/2), null odor, moist, loose, null cementation, null plasticity, fine gravel.
	3650				
5					
		CP-P07-5-7	ML	5.5'	Silt with sand, sub-rounded, light brownish gray (10yr 6/2), null odor, dry, soft, null cementation, null plasticity fine gravel. Weathered granodiorite.
			NONE	7.0'	Granodiorite, refusal at 7 feet bgs.
	3645				
10					
	3640				
15					
	3635				
20					

REPORT TUSCON-ENVIRONMENTAL_SIERRITA_VRP | PROJECTS:\GINT6\WRES GINT\PROJECTS\TUCSON\FMI SIERRITA VRP BORING LOGS.GPJ | LIBRARY URS TUCSON V4.1.GLB | PRINTED 10/12/12

URS
333 East Wetmore, Suite 400
Tucson, AZ 85705
520-887-1800
520-887-8438 (Fax)

BORING LOG: CP-P12

PROJECT: Voluntary Remediation Program
CLIENT: FMI
LOCATION: Sierrita
URS PROJECT #: 24096838

DRILLING CONTRACTOR: Johnson Envtl. Technologies
DRILLER: Scott Johnson
LOGGED BY: Kevin Walsh
START DATE/TIME: 07/23/2008 11:01 AM
FINISH DATE/TIME: 07/23/2008 11:20 AM

LATITUDE (NAD83): 954486.649
LONGITUDE (NAD83): 319392.903

TOP OF GROUND ELEVATION (NAVD88): 3646.28 feet A.S.L.

COMMENTS:

RIG TYPE: Geoprobe
DRILLING METHOD: Direct Push Technology (DPT)
SAMPLING METHOD: Macro Core with PVC Sleeve

DEPTH BELOW SURFACE (FT)	ELEVATION (FT)	SAMPLE COLLECTED (Identification)	USCS	GRAPHIC	LITHOLOGIC DESCRIPTION AND REMARKS
	3645	CP-P12-0-1 CP-P12-1-3	SM		Silty Sand with gravel, sub-angular, dark yellowish brown (10yr 4/4), null odor, dry, loose, null cementation, null plasticity, fine gravel.
				3.5'	
5	3640		NONE		Saprolite, decomposed granite, light gray.
				8.0'	
10	3635				Refusal at 8 feet bgs.
15	3630				
20					

REPORT TUSCON-ENVIRONMENTAL_SIERRITA_VRP | PROJECTS:\GINT6\WRES GINT\PROJECTS\TUCSON\FMI SIERRITA VRP BORING LOGS.GPJ | LIBRARY URS TUCSON V4.1.GLB | PRINTED 10/12/12

URS
333 East Wetmore, Suite 400
Tucson, AZ 85705
520-887-1800
520-887-8438 (Fax)

BORING LOG: CP-Q09

PROJECT: Voluntary Remediation Program
CLIENT: FMI
LOCATION: Sierrita
URS PROJECT #: 24096838

DRILLING CONTRACTOR: Johnson Envtl. Technologies
DRILLER: Scott Johnson
LOGGED BY: Kevin Walsh
START DATE/TIME: 07/23/2008 10:07 AM
FINISH DATE/TIME: 07/23/2008 10:30 AM

LATITUDE (NAD83): 954645.438
LONGITUDE (NAD83): 320001.438

TOP OF GROUND ELEVATION (NAVD88): 3651.86 feet A.S.L.

COMMENTS:

RIG TYPE: Geoprobe
DRILLING METHOD: Direct Push Technology (DPT)
SAMPLING METHOD: Macro Core with PVC Sleeve

DEPTH BELOW SURFACE (FT)	ELEVATION (FT)	SAMPLE COLLECTED (Identification)	USCS	GRAPHIC	LITHOLOGIC DESCRIPTION AND REMARKS
		CP-Q09-0-1	SC		Clayey Sand, sub-angular, brown (7.5yr 4/4), null odor, dry, loose, null cementation, null plasticity, fine sand.
	3650	CP-Q09-1-3	NONE	1.5'	Saprolite, light gray, HCL reaction.
				3.0'	Refusal at 3 feet bgs.
5					
	3645				
10					
	3640				
15					
	3635				
20					

URS
333 East Wetmore, Suite 400
Tucson, AZ 85705
520-887-1800
520-887-8438 (Fax)

BORING LOG: CP-SD-01

PROJECT: Voluntary Remediation Program
CLIENT: FMI
LOCATION: Sierrita
URS PROJECT #: 24096838

DRILLING CONTRACTOR: Johnson Envtl. Technologies
DRILLER: Scott Johnson
LOGGED BY: Kevin Walsh
START DATE/TIME: 07/16/2008 08:27 AM
FINISH DATE/TIME: 07/16/2008 08:30 AM

LATITUDE (NAD83): 954582.97
LONGITUDE (NAD83): 320952.914

TOP OF GROUND ELEVATION (NAVD88): 3654.44 feet A.S.L.

COMMENTS:

RIG TYPE: Geoprobe
DRILLING METHOD: Direct Push Technology (DPT)
SAMPLING METHOD: Macro Core with PVC Sleeve

DEPTH BELOW SURFACE (FT)	ELEVATION (FT)	SAMPLE COLLECTED (Identification)	USCS	GRAPHIC	LITHOLOGIC DESCRIPTION AND REMARKS
		CP-SD-01-0-1.5	MH		Sandy Silt, very dark grayish brown (10yr 3/2), null odor, dry, loose, null cementation, null plasticity, fine silt.
				1.5'	
		CP-SD-01-1.5-3	SM		Silty Sand, sub-angular, sub-round, brown (10yr 5/3), null odor, dry, loose, null cementation, null plasticity, fine sand.
				4.0'	
					Total depth = 4 feet bgs.
	3650				
5					
	3645				
10					
	3640				
15					
	3635				
20					

URS
333 East Wetmore, Suite 400
Tucson, AZ 85705
520-887-1800
520-887-8438 (Fax)

BORING LOG: CP-SD-02

PROJECT: Voluntary Remediation Program
CLIENT: FMI
LOCATION: Sierrita
URS PROJECT #: 24096838

DRILLING CONTRACTOR: Johnson Envtl. Technologies
DRILLER: Scott Johnson
LOGGED BY: Kevin Walsh
START DATE/TIME: 07/16/2008 09:04 AM
FINISH DATE/TIME: 07/16/2008 09:08 AM

LATITUDE (NAD83): 954693.165
LONGITUDE (NAD83): 320849.849

TOP OF GROUND ELEVATION (NAVD88): 3648.21 feet A.S.L.

COMMENTS:

RIG TYPE: Geoprobe
DRILLING METHOD: Direct Push Technology (DPT)
SAMPLING METHOD: Macro Core with PVC Sleeve

DEPTH BELOW SURFACE (FT)	ELEVATION (FT)	SAMPLE COLLECTED (Identification)	USCS	GRAPHIC	LITHOLOGIC DESCRIPTION AND REMARKS
		CP-SD-02-0-1.5	SW		Well Graded Sand, sub-angular, sub-round, gray, null odor, dry, loose, null cementation, null plasticity, medium sand.
			SW	1.5'	Well Graded Sand, sub-angular, sub-round, grayish brown (10yr 5/2), null odor, dry, loose, null cementation, null plasticity, fine sand.
		CP-SD-02-1.5-3	SM	3.0'	Silty Sand with gravel, sub-angular, sub-round, dark yellowish brown (10yr 3/4), null odor, dry, loose, null cementation, null plasticity, fine gravel.
	3645				Total depth = 3 feet bgs.
5					
	3640				
10					
	3635				
15					
	3630				
20					

URS
333 East Wetmore, Suite 400
Tucson, AZ 85705
520-887-1800
520-887-8438 (Fax)

BORING LOG: CP-SD-03

PROJECT: Voluntary Remediation Program
CLIENT: FMI
LOCATION: Sierrita
URS PROJECT #: 24096838

DRILLING CONTRACTOR: Johnson Envtl. Technologies
DRILLER: Scott Johnson
LOGGED BY: Kevin Walsh
START DATE/TIME: 07/16/2008 09:53 AM
FINISH DATE/TIME: 07/16/2008 10:08 AM

LATITUDE (NAD83): 954603.061
LONGITUDE (NAD83): 320532.696

TOP OF GROUND ELEVATION (NAVD88): 3652.33 feet A.S.L.

COMMENTS:

RIG TYPE: Geoprobe
DRILLING METHOD: Direct Push Technology (DPT)
SAMPLING METHOD: Macro Core with PVC Sleeve

DEPTH BELOW SURFACE (FT)	ELEVATION (FT)	SAMPLE COLLECTED (Identification)	USCS	GRAPHIC	LITHOLOGIC DESCRIPTION AND REMARKS
		CP-SD-03-0-1.5	SM		Silty Sand with gravel, sub-angular, sub-round, dark yellowish brown (10yr 4/4), null odor, dry, loose, loose cementation, null plasticity, fine sand and gravel.
	3650	CP-SD-03-1.5-3			
				3.0'	Total depth = 3 feet bgs.
5					
	3645				
10					
	3640				
15					
	3635				
20					

URS
333 East Wetmore, Suite 400
Tucson, AZ 85705
520-887-1800
520-887-8438 (Fax)

BORING LOG: CP-SD-04

PROJECT: Voluntary Remediation Program
CLIENT: FMI
LOCATION: Sierrita
URS PROJECT #: 24096838

DRILLING CONTRACTOR: Johnson Envtl. Technologies
DRILLER: Scott Johnson
LOGGED BY: Rick Smith, Armando Jimenez
START DATE/TIME: 07/17/2008 02:50 PM
FINISH DATE/TIME: 07/17/2008 02:52 PM

LATITUDE (NAD83): 954610.17
LONGITUDE (NAD83): 320390.753

TOP OF GROUND ELEVATION (NAVD88): 3648.34 feet A.S.L.

COMMENTS:

RIG TYPE: Geoprobe
DRILLING METHOD: Direct Push Technology (DPT)
SAMPLING METHOD: Macro Core with PVC Sleeve

DEPTH BELOW SURFACE (FT)	ELEVATION (FT)	SAMPLE COLLECTED (Identification)	USCS	GRAPHIC	LITHOLOGIC DESCRIPTION AND REMARKS
		CP-SD-04-0-1.5	SW-SM		Well Graded Sand with silt, angular, dark grayish brown (10yr 4/2), null odor, moist, loose, null cementation, null plasticity, coarse sand.
		CP-SD-04-1.5-3	SW-SM	2.0'	Well Graded Sand with silt, angular, light gray (10yr 7/2), null odor, dry, loose, null cementation, null plasticity, coarse gravel.
	3645			3.0'	Total depth = 3 feet bgs.
5					
	3640				
10					
	3635				
15					
	3630				
20					

URS
333 East Wetmore, Suite 400
Tucson, AZ 85705
520-887-1800
520-887-8438 (Fax)

BORING LOG: CP-SD-05

PROJECT: Voluntary Remediation Program
CLIENT: FMI
LOCATION: Sierrita
URS PROJECT #: 24096838

DRILLING CONTRACTOR: Johnson Envtl. Technologies
DRILLER: Scott Johnson
LOGGED BY: Kevin Walsh
START DATE/TIME: 07/16/2008 09:42 AM
FINISH DATE/TIME: 07/16/2008 09:50 AM

LATITUDE (NAD83): 954737.051
LONGITUDE (NAD83): 320455.586

TOP OF GROUND ELEVATION (NAVD88): 3645.19 feet A.S.L.

COMMENTS:

RIG TYPE: Geoprobe
DRILLING METHOD: Direct Push Technology (DPT)
SAMPLING METHOD: Macro Core with PVC Sleeve

DEPTH BELOW SURFACE (FT)	ELEVATION (FT)	SAMPLE COLLECTED (Identification)	USCS	GRAPHIC	LITHOLOGIC DESCRIPTION AND REMARKS
	3645	CP-SD-05-0-1.5	SW		Well Graded Sand, sub-angular, sub-round, gray, null odor, dry, loose, null cementation, null plasticity, fine sand.
		CP-SD-05-1.5-3	MH		Sandy Silt, dark yellowish brown (10yr 3/4), null odor, dry, loose, null cementation, null plasticity, fine silt.
				2.5'	
				3.0'	Granodiorite, decomposed.
					Refusal at 3 feet bgs.
5	3640				
10	3635				
15	3630				
20	3625				

REPORT TUSCON-ENVIRONMENTAL_SIERRITA_VRP | PROJECTS:\GINT6\WRES GINT\PROJECTS\TUCSON\FMI SIERRITA VRP BORING LOGS.GPJ | LIBRARY URS TUCSON V4.1.GLB | PRINTED 10/12/12

URS
333 East Wetmore, Suite 400
Tucson, AZ 85705
520-887-1800
520-887-8438 (Fax)

BORING LOG: CP-SD-06

PROJECT: Voluntary Remediation Program
CLIENT: FMI
LOCATION: Sierrita
URS PROJECT #: 24096838

DRILLING CONTRACTOR: Johnson Envtl. Technologies
DRILLER: Scott Johnson
LOGGED BY: Kevin Walsh
START DATE/TIME: 07/16/2008 09:25 AM
FINISH DATE/TIME: 07/16/2008 09:36 AM

LATITUDE (NAD83): 954771.96
LONGITUDE (NAD83): 320357.333

TOP OF GROUND ELEVATION (NAVD88): 3641.88 feet A.S.L.

COMMENTS:

RIG TYPE: Geoprobe
DRILLING METHOD: Direct Push Technology (DPT)
SAMPLING METHOD: Macro Core with PVC Sleeve

DEPTH BELOW SURFACE (FT)	ELEVATION (FT)	SAMPLE COLLECTED (Identification)	USCS	GRAPHIC	LITHOLOGIC DESCRIPTION AND REMARKS
		CP-SD-06-0-1.5	SW		Well Graded sand, sub-angular, sub-round, gray, null odor, dry, loose, null cementation, null plasticity, medium sand.
	3640	CP-SD-06-1.5-3	MH		Sandy Silt, dark yellowish brown (10yr 3/4), null odor, dry, loose, null cementation, null plasticity, fine silt.
				3.0'	Total depth = 3 feet bgs.
5					
	3635				
10					
	3630				
15					
	3625				
20					

URS
333 East Wetmore, Suite 400
Tucson, AZ 85705
520-887-1800
520-887-8438 (Fax)

BORING LOG: CP-SD-07

PROJECT: Voluntary Remediation Program
CLIENT: FMI
LOCATION: Sierrita
URS PROJECT #: 24096838

DRILLING CONTRACTOR: Johnson Envtl. Technologies
DRILLER: Scott Johnson
LOGGED BY: Kevin Walsh
START DATE/TIME: 07/23/2008 10:41 AM
FINISH DATE/TIME: 07/23/2008 10:47 AM

LATITUDE (NAD83): 954528.281
LONGITUDE (NAD83): 319414.003

TOP OF GROUND ELEVATION (NAVD88): 3638.37 feet A.S.L.

COMMENTS:

RIG TYPE: Geoprobe
DRILLING METHOD: Direct Push Technology (DPT)
SAMPLING METHOD: Macro Core with PVC Sleeve

DEPTH BELOW SURFACE (FT)	ELEVATION (FT)	SAMPLE COLLECTED (Identification)	USCS	GRAPHIC	LITHOLOGIC DESCRIPTION AND REMARKS
		CP-SD-07-0-1.5	SC		Clayey Sand, sub-angular, brown (7.5yr 4/4), null odor, dry, loose, null cementation, null plasticity, fine sand.
		CP-SD-07-1.5-3	SC	1.5' / 2.0'	Clayey Sand with gravel, sub-angular, pinkish gray (7.5yr 7/2), null odor, dry, loose, null cementation, null plasticity, fine gravel. decomposed granite.
					Total depth = 2 feet bgs.
	3635				
5					
	3630				
10					
	3625				
15					
	3620				
20					

URS
333 East Wetmore, Suite 400
Tucson, AZ 85705
520-887-1800
520-887-8438 (Fax)

BORING LOG: CP-SD-08

PROJECT: Voluntary Remediation Program
CLIENT: FMI
LOCATION: Sierrita
URS PROJECT #: 24096838

DRILLING CONTRACTOR: Johnson Envtl. Technologies
DRILLER: Scott Johnson
LOGGED BY: Kevin Walsh
START DATE/TIME: 07/28/2008 09:05 AM
FINISH DATE/TIME: 07/28/2008 09:10 AM

LATITUDE (NAD83): 954718.207
LONGITUDE (NAD83): 319410.804

TOP OF GROUND ELEVATION (NAVD88): 3625.42 feet A.S.L.

COMMENTS:

RIG TYPE: Geoprobe
DRILLING METHOD: Direct Push Technology (DPT)
SAMPLING METHOD: Macro Core with PVC Sleeve

DEPTH BELOW SURFACE (FT)	ELEVATION (FT)	SAMPLE COLLECTED (Identification)	USCS	GRAPHIC	LITHOLOGIC DESCRIPTION AND REMARKS
	3625	CP-SD-08-0-1.5	ML		Silt with sand, sub-angular, dark yellowish brown (10yr 3/4), null odor, dry, loose, null cementation, null plasticity, fine sand.
				1.5'	
		CP-SD-08-1.5-3	SM		Silty Sand with gravel, sub-angular, light yellowish brown (10yr 6/4), null odor, dry, loose, null cementation, null plasticity, fine gravel.
				3.0'	
					Total depth = 3 feet bgs.
5	3620				
10	3615				
15	3610				
20	3605				

REPORT TUSCON-ENVIRONMENTAL_SIERRITA_VRP | PROJECTS:\GINT6\WRES GINT\PROJECTS\TUCSON\FMI SIERRITA VRP BORING LOGS.GPJ | LIBRARY URS TUCSON V4.1.GLB | PRINTED 10/12/12

URS
333 East Wetmore, Suite 400
Tucson, AZ 85705
520-887-1800
520-887-8438 (Fax)

BORING LOG: CP-SD-09

PROJECT: Voluntary Remediation Program
CLIENT: FMI
LOCATION: Sierrita
URS PROJECT #: 24096838

DRILLING CONTRACTOR: Johnson Envtl. Technologies
DRILLER: Scott Johnson
LOGGED BY: Kevin Walsh
START DATE/TIME: 07/28/2008 10:36 AM
FINISH DATE/TIME: 07/28/2008 10:39 AM

LATITUDE (NAD83): 953828.645
LONGITUDE (NAD83): 319252.949

TOP OF GROUND ELEVATION (NAVD88): 3638.29 feet A.S.L.

COMMENTS:

RIG TYPE: Geoprobe
DRILLING METHOD: Direct Push Technology (DPT)
SAMPLING METHOD: Macro Core with PVC Sleeve

DEPTH BELOW SURFACE (FT)	ELEVATION (FT)	SAMPLE COLLECTED (Identification)	USCS	GRAPHIC	LITHOLOGIC DESCRIPTION AND REMARKS
		CP-SD-09-0-1.5	SM		Silty Sand with gravel, sub-angular, dark yellowish brown (10yr 3/4), null odor, moist, loose, null cementation, null plasticity, fine gravel.
				1.5'	
		CP-SD-09-1.5-3	SP		Poorly Graded Sand with gravel, sub-angular, very pale brown (10yr 7/4), null odor, moist, loose, null cementation, null plasticity, fine gravel.
				3.0'	
	3635				Total depth = 3 feet bgs.
5					
	3630				
10					
	3625				
15					
	3620				
20					

URS
333 East Wetmore, Suite 400
Tucson, AZ 85705
520-887-1800
520-887-8438 (Fax)

BORING LOG: CP-SD-10

PROJECT: Voluntary Remediation Program
CLIENT: FMI
LOCATION: Sierrita
URS PROJECT #: 24096838

DRILLING CONTRACTOR: Johnson Envtl. Technologies
DRILLER: Scott Johnson
LOGGED BY: Kevin Walsh
START DATE/TIME: 07/28/2008 09:55 AM
FINISH DATE/TIME: 07/28/2008 10:00 AM

LATITUDE (NAD83): 953929.169
LONGITUDE (NAD83): 318953.049

TOP OF GROUND ELEVATION (NAVD88): 3629.87 feet A.S.L.

COMMENTS:

RIG TYPE: Geoprobe
DRILLING METHOD: Direct Push Technology (DPT)
SAMPLING METHOD: Macro Core with PVC Sleeve

DEPTH BELOW SURFACE (FT)	ELEVATION (FT)	SAMPLE COLLECTED (Identification)	USCS	GRAPHIC	LITHOLOGIC DESCRIPTION AND REMARKS
		CP-SD-10-0-1.5	ML		Silt with sand, sub-angular, dark yellowish brown (10yr 3/4), null odor, dry, loose, null cementation, null plasticity, fine sand.
				1.5'	
		CP-SD-10-1.5-3	SM		Silty Sand, sub-angular, light gray (10yr 7/2), null odor, dry, loose, null cementation, null plasticity, fine gravel.
				3.0'	
					Total depth = 3 feet bgs.
5	3625				
10	3620				
15	3615				
20	3610				

URS
333 East Wetmore, Suite 400
Tucson, AZ 85705
520-887-1800
520-887-8438 (Fax)

BORING LOG: OD-JS-01

PROJECT: Voluntary Remediation Program
CLIENT: FMI
LOCATION: Sierrita
URS PROJECT #: 24096838

DRILLING CONTRACTOR: Johnson Envtl. Technologies
DRILLER: Scott Johnson
LOGGED BY: Kevin Walsh
START DATE/TIME: 07/29/2008 09:13 AM
FINISH DATE/TIME: 07/29/2008 09:45 AM

LATITUDE (NAD83): 954286.624
LONGITUDE (NAD83): 318424.783

TOP OF GROUND ELEVATION (NAVD88): 3600.79 feet A.S.L.

COMMENTS:

RIG TYPE: Geoprobe
DRILLING METHOD: Direct Push Technology (DPT)
SAMPLING METHOD: Macro Core with PVC Sleeve

DEPTH BELOW SURFACE (FT)	ELEVATION (FT)	SAMPLE COLLECTED (Identification)	USCS	GRAPHIC	LITHOLOGIC DESCRIPTION AND REMARKS
	3600	OD-JS-01-0-1	ML		Sandy Silt, sub-angular, dark yellowish brown (10yr 4/4), null odor, moist, loose, null cementation, null plasticity, fine sand.
		OD-JS-01-1-3	NONE	2.0'	Decomposed granite.
				3.0'	Refusal at 3 feet bgs.
5	3595				
10	3590				
15	3585				
20	3580				

REPORT TUSCON-ENVIRONMENTAL_SIERRITA_VRP | PROJECTS:\GINT6\WRES GINT\PROJECTS\TUCSON\FMI SIERRITA VRP BORING LOGS.GPJ | LIBRARY URS TUCSON V4.1.GLB | PRINTED 10/12/12

URS
333 East Wetmore, Suite 400
Tucson, AZ 85705
520-887-1800
520-887-8438 (Fax)

BORING LOG: OD-JS-02

PROJECT: Voluntary Remediation Program
CLIENT: FMI
LOCATION: Sierrita
URS PROJECT #: 24096838

DRILLING CONTRACTOR: Johnson Envtl. Technologies
DRILLER: Scott Johnson
LOGGED BY: Kevin Walsh
START DATE/TIME: 07/29/2008 10:03 AM
FINISH DATE/TIME: 07/29/2008 10:32 AM

LATITUDE (NAD83): 954291.134
LONGITUDE (NAD83): 318322.251

TOP OF GROUND ELEVATION (NAVD88): 3604.85 feet A.S.L.

COMMENTS:

RIG TYPE: Geoprobe
DRILLING METHOD: Direct Push Technology (DPT)
SAMPLING METHOD: Macro Core with PVC Sleeve

DEPTH BELOW SURFACE (FT)	ELEVATION (FT)	SAMPLE COLLECTED (Identification)	USCS	GRAPHIC	LITHOLOGIC DESCRIPTION AND REMARKS
		OD-JS-02-0-1	SW-SM		Silty Sand, sub-angular, dark yellowish brown (10yr 3/4), null odor, dry, loose, null cementation, null plasticity, medium sand.
		OD-JS-02-1-3	ML	2.0'	Silt with sand, sub-angular, dark yellowish brown (10 yr 3/4), null odor, wet, loose, null cementation, null plasticity, fine sand.
5	3600	OD-JS-02-5-7	NONE	3.5'	Granodiorite, moist at 5 feet bgs.
10	3595			9.0'	Refusal at 9 feet bgs.
15	3590				
20	3585				

URS
333 East Wetmore, Suite 400
Tucson, AZ 85705
520-887-1800
520-887-8438 (Fax)

BORING LOG: OD-JS-03

PROJECT: Voluntary Remediation Program
CLIENT: FMI
LOCATION: Sierrita
URS PROJECT #: 24096838

DRILLING CONTRACTOR: Johnson Envtl. Technologies
DRILLER: Scott Johnson
LOGGED BY: Kevin Walsh
START DATE/TIME: 08/27/2008 11:25 AM
FINISH DATE/TIME: 08/27/2008 11:45 AM

LATITUDE (NAD83): 954326.777
LONGITUDE (NAD83): 318407.501

TOP OF GROUND ELEVATION (NAVD88): 3599.96 feet A.S.L.

COMMENTS:

RIG TYPE: Geoprobe
DRILLING METHOD: Direct Push Technology (DPT)
SAMPLING METHOD: Macro Core with PVC Sleeve

DEPTH BELOW SURFACE (FT)	ELEVATION (FT)	SAMPLE COLLECTED (Identification)	USCS	GRAPHIC	LITHOLOGIC DESCRIPTION AND REMARKS
		OD-JS-03-0-1 OD-JS-03-1-3 OD-JS-03-1-3 D	SM	3.0'	Silty Sand, sub-angular, yellowish brown (10yr 5/4), null odor, wet, loose, null cementation, null plasticity, fine sand. Micas at 3' bgs.
			NONE	4.0'	Granodiorite.
					Refusal at 4 feet bgs.
5	3595				
10	3590				
15	3585				
20	3580				

REPORT TUSCON-ENVIRONMENTAL_SIERRITA_VRP | PROJECTS:\GINT6\WRES GINT\PROJECTS\TUCSON\FMI SIERRITA VRP BORING LOGS.GPJ | LIBRARY URS TUCSON V4.1.GLB | PRINTED 10/12/12

URS
333 East Wetmore, Suite 400
Tucson, AZ 85705
520-887-1800
520-887-8438 (Fax)

BORING LOG: OD-SD-01

PROJECT: Voluntary Remediation Program
CLIENT: FMI
LOCATION: Sierrita
URS PROJECT #: 24096838

DRILLING CONTRACTOR: Johnson Envtl. Technologies
DRILLER: Scott Johnson
LOGGED BY: Kevin Walsh
START DATE/TIME: 07/28/2008 10:55 AM
FINISH DATE/TIME: 07/28/2008 10:58 AM

LATITUDE (NAD83): 954102.483
LONGITUDE (NAD83): 318810.979

TOP OF GROUND ELEVATION (NAVD88): 3622.04 feet A.S.L.

COMMENTS:

RIG TYPE: Geoprobe
DRILLING METHOD: Direct Push Technology (DPT)
SAMPLING METHOD: Macro Core with PVC Sleeve

DEPTH BELOW SURFACE (FT)	ELEVATION (FT)	SAMPLE COLLECTED (Identification)	USCS	GRAPHIC	LITHOLOGIC DESCRIPTION AND REMARKS
		OD-SD-01-0-1.5	ML		Sandy Silt, sub-angular, dark yellowish brown (10yr 3/4), null odor, dry, loose, null cementation, null plasticity, fine gravel.
				1.5'	
	3620	OD-SD-01-1.5-3	SM		Silty Sand, sub-angular, light gray (2.5y 7/2), null odor, dry, loose, null cementation, null plasticity, fine gravel.
				3.0'	
					Total depth = 3 feet bgs.
5					
	3615				
10					
	3610				
15					
	3605				
20					

URS
333 East Wetmore, Suite 400
Tucson, AZ 85705
520-887-1800
520-887-8438 (Fax)

BORING LOG: OD-SD-02

PROJECT: Voluntary Remediation Program
CLIENT: FMI
LOCATION: Sierrita
URS PROJECT #: 24096838

DRILLING CONTRACTOR: Johnson Envtl. Technologies
DRILLER: Scott Johnson
LOGGED BY: Kevin Walsh
START DATE/TIME: 07/28/2008 11:06 AM
FINISH DATE/TIME: 07/28/2008 11:11 AM

LATITUDE (NAD83): 954101.453
LONGITUDE (NAD83): 318590.905

TOP OF GROUND ELEVATION (NAVD88): 3614.55 feet A.S.L.

COMMENTS:

RIG TYPE: Geoprobe
DRILLING METHOD: Direct Push Technology (DPT)
SAMPLING METHOD: Macro Core with PVC Sleeve

DEPTH BELOW SURFACE (FT)	ELEVATION (FT)	SAMPLE COLLECTED (Identification)	USCS	GRAPHIC	LITHOLOGIC DESCRIPTION AND REMARKS
		OD-SD-02-0-1.5	ML		Silt with sand, sub-angular, dark yellowish brown (10yr 3/4), null odor, moist, loose, null cementation, null plasticity, fine gravel.
		OD-SD-02-1.5-3	SM	2.0' – 3.0'	Silty Sand with gravel, sub-angular, light gray (2.5y 7/2), null odor, dry, null cementation, null plasticity, fine gravel.
					Total depth = 3 feet bgs.
5	3610				
10	3605				
15	3600				
20	3595				

URS
333 East Wetmore, Suite 400
Tucson, AZ 85705
520-887-1800
520-887-8438 (Fax)

BORING LOG: OD-SD-03

PROJECT: Voluntary Remediation Program
CLIENT: FMI
LOCATION: Sierrita
URS PROJECT #: 24096838

DRILLING CONTRACTOR: Johnson Envtl. Technologies
DRILLER: Scott Johnson
LOGGED BY: Kevin Walsh
START DATE/TIME: 07/28/2008 12:55 PM
FINISH DATE/TIME: 07/28/2008 01:00 PM

LATITUDE (NAD83): 954266.148
LONGITUDE (NAD83): 318575.559

TOP OF GROUND ELEVATION (NAVD88): 3609.41 feet A.S.L.

COMMENTS:

RIG TYPE: Geoprobe
DRILLING METHOD: Direct Push Technology (DPT)
SAMPLING METHOD: Macro Core with PVC Sleeve

DEPTH BELOW SURFACE (FT)	ELEVATION (FT)	SAMPLE COLLECTED (Identification)	USCS	GRAPHIC	LITHOLOGIC DESCRIPTION AND REMARKS
		OD-SD-03-0-1.5 OD-SD-03-1.5-3	SM		Silty Sand, sub-angular, dark yellowish brown (10yr 3/4), null odor, moist, null cementation, null plasticity, fine gravel.
				3.0'	Total depth = 3 feet bgs.
5	3605				
10	3600				
15	3595				
20	3590				

URS
333 East Wetmore, Suite 400
Tucson, AZ 85705
520-887-1800
520-887-8438 (Fax)

BORING LOG: OD-SD-04

PROJECT: Voluntary Remediation Program
CLIENT: FMI
LOCATION: Sierrita
URS PROJECT #: 24096838

DRILLING CONTRACTOR: Johnson Envtl. Technologies
DRILLER: Scott Johnson
LOGGED BY: Kevin Walsh
START DATE/TIME: 07/28/2008 12:32 PM
FINISH DATE/TIME: 07/28/2008 12:34 PM

LATITUDE (NAD83): 954143.108
LONGITUDE (NAD83): 318425.964

TOP OF GROUND ELEVATION (NAVD88): 3608.64 feet A.S.L.

COMMENTS:

RIG TYPE: Geoprobe
DRILLING METHOD: Direct Push Technology (DPT)
SAMPLING METHOD: Macro Core with PVC Sleeve

DEPTH BELOW SURFACE (FT)	ELEVATION (FT)	SAMPLE COLLECTED (Identification)	USCS	GRAPHIC	LITHOLOGIC DESCRIPTION AND REMARKS
		OD-SD-04-0-1.5	ML		Sandy Silt, sub-angular, dark yellowish brown (10yr 3/4), null odor, dry, loose, null cementation, null plasticity, fine sand.
				1.5'	
		OD-SD-04-1.5-3	SM		Silty Sand, sub-angular, brown (10yr 4/3), null odor, dry, loose, null cementation, null plasticity, medium sand.
				3.0'	
					Total depth = 3 feet bgs
	3605				
5					
	3600				
10					
	3595				
15					
	3590				
20					

URS
333 East Wetmore, Suite 400
Tucson, AZ 85705
520-887-1800
520-887-8438 (Fax)

BORING LOG: OD-SD-05

PROJECT: Voluntary Remediation Program
CLIENT: FMI
LOCATION: Sierrita
URS PROJECT #: 24096838

DRILLING CONTRACTOR: Johnson Envtl. Technologies
DRILLER: Scott Johnson
LOGGED BY: Kevin Walsh
START DATE/TIME: 07/29/2008 08:13 AM
FINISH DATE/TIME: 07/29/2008 08:16 AM

LATITUDE (NAD83): 954501.784
LONGITUDE (NAD83): 318227.739

TOP OF GROUND ELEVATION (NAVD88): 3601.78 feet A.S.L.

COMMENTS:

RIG TYPE: Geoprobe
DRILLING METHOD: Direct Push Technology (DPT)
SAMPLING METHOD: Macro Core with PVC Sleeve

DEPTH BELOW SURFACE (FT)	ELEVATION (FT)	SAMPLE COLLECTED (Identification)	USCS	GRAPHIC	LITHOLOGIC DESCRIPTION AND REMARKS
	3600	OD-SD-05-0-1.5 OD-SD-05-1.5-3	ML	3.0'	Sandy Silt, sub-angular, dark yellowish brown (10yr 4/4), null odor, dry, strong HCL rxn, loose, null cementation, null plasticity, fine sand.
					Total depth = 3 feet bgs.
5	3595				
10	3590				
15	3585				
20					

URS
333 East Wetmore, Suite 400
Tucson, AZ 85705
520-887-1800
520-887-8438 (Fax)

BORING LOG: OD-SD-06

PROJECT: Voluntary Remediation Program
CLIENT: FMI
LOCATION: Sierrita
URS PROJECT #: 24096838

DRILLING CONTRACTOR: Johnson Envtl. Technologies
DRILLER: Scott Johnson
LOGGED BY: Kevin Walsh
START DATE/TIME: 07/29/2008 08:25 AM
FINISH DATE/TIME: 07/29/2008 08:45 AM

LATITUDE (NAD83): 954584.987
LONGITUDE (NAD83): 318190.672

TOP OF GROUND ELEVATION (NAVD88): 3594.89 feet A.S.L.

COMMENTS:

RIG TYPE: Geoprobe
DRILLING METHOD: Direct Push Technology (DPT)
SAMPLING METHOD: Macro Core with PVC Sleeve

DEPTH BELOW SURFACE (FT)	ELEVATION (FT)	SAMPLE COLLECTED (Identification)	USCS	GRAPHIC	LITHOLOGIC DESCRIPTION AND REMARKS
		OD-SD-06-0-1.5	ML		Sandy Silt, sub-angular, dark yellowish brown (10yr 4/4), null odor, moist, loose, null cementation, null plasticity, fine gravel.
		OD-SD-06-1.5-3	SW-SM	2.0' – 3.0'	Well Graded Sand with silt and gravel, sub-angular, light gray (2.5y 7/2), null odor, dry, loose, null cementation, null plasticity, fine gravel.
					Total depth = 3 feet bgs.
5	3590				
10	3585				
15	3580				
20	3575				

URS
333 East Wetmore, Suite 400
Tucson, AZ 85705
520-887-1800
520-887-8438 (Fax)

BORING LOG: E-JS-01

PROJECT: Voluntary Remediation Program
CLIENT: FMI
LOCATION: Sierrita
URS PROJECT #: 24096838

DRILLING CONTRACTOR: Johnson Envtl. Technologies
DRILLER: Scott Johnson
LOGGED BY: Kevin Walsh
START DATE/TIME: 07/14/2008 10:54 AM
FINISH DATE/TIME: 07/14/2008 11:17 AM

LATITUDE (NAD83): 954219.558
LONGITUDE (NAD83): 319737.869

TOP OF GROUND ELEVATION (NAVD88): 3644.49 feet A.S.L.

COMMENTS:

RIG TYPE: Geoprobe
DRILLING METHOD: Direct Push Technology (DPT)
SAMPLING METHOD: Macro Core with PVC Sleeve

DEPTH BELOW SURFACE (FT)	ELEVATION (FT)	SAMPLE COLLECTED (Identification)	USCS	GRAPHIC	LITHOLOGIC DESCRIPTION AND REMARKS
		E-JS-01-0-1	SM		Silty Sand, sub-angular, sub-rounded, brown (10yr 5/3), null odor, dry, loose, null cementation, null plasticity, fine sand.
		E-JS-01-1-3			
				3.0'	
					Weathered granodiorite.
	3640				
5					
		E-JS-01-5-7	NONE		
				8.0'	
			NONE		Granodiorite, refusal at 8 feet bgs.
	3635				
10					
	3630				
15					
	3625				
20					

REPORT TUSCON-ENVIRONMENTAL_SIERRITA_VRP | PROJECTS:\GINT6\WRES GINT\PROJECTS\TUCSON\FMI SIERRITA VRP BORING LOGS.GPJ | LIBRARY URS TUCSON V4.1.GLB | PRINTED 10/12/12

URS
333 East Wetmore, Suite 400
Tucson, AZ 85705
520-887-1800
520-887-8438 (Fax)

BORING LOG: E-JS-02

PROJECT: Voluntary Remediation Program
CLIENT: FMI
LOCATION: Sierrita
URS PROJECT #: 24096838

DRILLING CONTRACTOR: Johnson Envtl. Technologies
DRILLER: Scott Johnson
LOGGED BY: Kevin Walsh
START DATE/TIME: 07/14/2008 10:26 AM
FINISH DATE/TIME: 07/14/2008 10:44 AM

LATITUDE (NAD83): 954344.079
LONGITUDE (NAD83): 319689.805

TOP OF GROUND ELEVATION (NAVD88): 3652.41 feet A.S.L.

COMMENTS:

RIG TYPE: Geoprobe
DRILLING METHOD: Direct Push Technology (DPT)
SAMPLING METHOD: Macro Core with PVC Sleeve

DEPTH BELOW SURFACE (FT)	ELEVATION (FT)	SAMPLE COLLECTED (Identification)	USCS	GRAPHIC	LITHOLOGIC DESCRIPTION AND REMARKS
		E-JS-02-0-1	SM		Silty Sand, sub-angular, sub-rounded, pale brown (10yr 6/3), dry, loose, null cementation, null plasticity, fine gravel.
		E-JS-02-1-3			
	3650				
				3.0'	
			SM		Silty Sand, sub-angular, sub-rounded, light gray (10yr 7/2), dry, loose, null cementation, null plasticity, fine gravel.
				4.0'	
			NONE		Granodiorite, refusal at 5 feet bgs.
5					
	3645				
10					
	3640				
15					
	3635				
20					

URS
333 East Wetmore, Suite 400
Tucson, AZ 85705
520-887-1800
520-887-8438 (Fax)

BORING LOG: EV-JS-01

PROJECT: Voluntary Remediation Program
CLIENT: FMI
LOCATION: Sierrita
URS PROJECT #: 24096838

DRILLING CONTRACTOR: Johnson Envtl. Technologies
DRILLER: Scott Johnson
LOGGED BY: Kevin Walsh
START DATE/TIME: 07/14/2008 01:44 PM
FINISH DATE/TIME: 07/14/2008 02:13 PM

LATITUDE (NAD83): 954058.142
LONGITUDE (NAD83): 319581.084

TOP OF GROUND ELEVATION (NAVD88): 3643.89 feet A.S.L.

COMMENTS:

RIG TYPE: Geoprobe
DRILLING METHOD: Direct Push Technology (DPT)
SAMPLING METHOD: Macro Core with PVC Sleeve

DEPTH BELOW SURFACE (FT)	ELEVATION (FT)	SAMPLE COLLECTED (Identification)	USCS	GRAPHIC	LITHOLOGIC DESCRIPTION AND REMARKS
		EV-JS-01-0-1	SM		Silty Sand, sub-angular, sub-rounded, dark brown (7.5yr 3/4), moist, loose, null cementation, null plasticity, fine gravel.
				1.0'	
		EV-JS-01-1-3	SM		Silty Sand, sub-angular, sub-rounded, brown (10yr 5/3), moist, loose, null cementation, null plasticity, fine gravel.
	3640				
5				5.0'	
		EV-JS-01-5-7	SM		Silty Sand, sub-angular, sub-rounded, yellowish brown (10yr 5/4), null odor, moist, loose, null cementation, null plasticity, fine sand.
				7.0'	
			NONE		Weathered Granodiorite
	3635			9.0'	
			NONE		Granodiorite, refusal at 9 feet bgs.
10					
	3630				
15					
	3625				
20					

URS
333 East Wetmore, Suite 400
Tucson, AZ 85705
520-887-1800
520-887-8438 (Fax)

BORING LOG: EV-JS-02

PROJECT: Voluntary Remediation Program
CLIENT: FMI
LOCATION: Sierrita
URS PROJECT #: 24096838

DRILLING CONTRACTOR: Johnson Envtl. Technologies
DRILLER: Scott Johnson
LOGGED BY: Kevin Walsh
START DATE/TIME: 07/14/2008 02:38 PM
FINISH DATE/TIME: 07/14/2008 03:05 PM

LATITUDE (NAD83): 954291.052
LONGITUDE (NAD83): 319568.886

TOP OF GROUND ELEVATION (NAVD88): 3631.5 feet A.S.L.

COMMENTS: Survey location is approximate.

RIG TYPE: Geoprobe
DRILLING METHOD: Direct Push Technology (DPT)
SAMPLING METHOD: Macro Core with PVC Sleeve

DEPTH BELOW SURFACE (FT)	ELEVATION (FT)	SAMPLE COLLECTED (Identification)	USCS	GRAPHIC	LITHOLOGIC DESCRIPTION AND REMARKS
		EV-JS-02-0-1	SM		Silty Sand, sub-angular, sub-rounded, dark yellowish brown (10yr 4/4), null odor, moist, loose, null cementation, null plasticity, fine gravel.
	3630	EV-JS-02-1-3	GM	1.0'	Silty Gravel with sand, sub-angular, sub-rounded, gray, null odor, moist, loose, null cementation, null plasticity, fine gravel.
			SM	3.0'	Silty Sand with gravel, sub-angular, sub-rounded, light brownish gray (10yr 6/2), null odor, moist, loose, null cementation, null plasticity, fine gravel.
5		EV-JS-02-5-7		5.0'	Silty Sand with gravel, sub-angular, sub-rounded, brown (10yr 4/3), null odor, dry, loose, null cementation, null plasticity, fine gravel.
	3625		SM	8.0'	
			NONE		Decomposed granodiorite, refusal at 8 feet bgs.
10					
	3620				
15					
	3615				
20					

URS
333 East Wetmore, Suite 400
Tucson, AZ 85705
520-887-1800
520-887-8438 (Fax)

BORING LOG: EM-C22

PROJECT: Voluntary Remediation Program
CLIENT: FMI
LOCATION: Sierrita
URS PROJECT #: 24096838

DRILLING CONTRACTOR: Johnson Envtl. Technologies
DRILLER: Scott Johnson
LOGGED BY: Kevin Walsh
START DATE/TIME: 07/29/2008 12:15 PM
FINISH DATE/TIME: 07/29/2008 12:48 PM

LATITUDE (NAD83): 951955.712
LONGITUDE (NAD83): 317373.796

TOP OF GROUND ELEVATION (NAVD88): 3681.63 feet A.S.L.

COMMENTS:

RIG TYPE: Geoprobe
DRILLING METHOD: Direct Push Technology (DPT)
SAMPLING METHOD: Macro Core with PVC Sleeve

DEPTH BELOW SURFACE (FT)	ELEVATION (FT)	SAMPLE COLLECTED (Identification)	USCS	GRAPHIC	LITHOLOGIC DESCRIPTION AND REMARKS
		EM-C22-0-1	SM		Silty Sand, sub-angular, yellowish brown (10yr 5/4), null odor, dry, HCL rxn, loose, null cementation, null plasticity, fine sand.
	3680	EM-C22-1-3			
5		EM-C22-5-7			
	3675			7.0'	
			NONE		Granodiorite, refusal at 7 feet bgs.
10	3670				
15	3665				
20					

REPORT TUSCON-ENVIRONMENTAL_SIERRITA_VRP | PROJECTS:\GINT6\WRES GINT\PROJECTS\TUCSON\FMI SIERRITA VRP BORING LOGS.GPJ | LIBRARY URS TUCSON V4.1.GLB | PRINTED 10/12/12

URS
333 East Wetmore, Suite 400
Tucson, AZ 85705
520-887-1800
520-887-8438 (Fax)

BORING LOG: EM-E24

PROJECT: Voluntary Remediation Program
CLIENT: FMI
LOCATION: Sierrita
URS PROJECT #: 24096838

DRILLING CONTRACTOR: Johnson Envtl. Technologies
DRILLER: Scott Johnson
LOGGED BY: Kevin Walsh
START DATE/TIME: 07/29/2008 01:18 PM
FINISH DATE/TIME: 07/29/2008 01:38 PM

LATITUDE (NAD83): 952346.571
LONGITUDE (NAD83): 316948.16

TOP OF GROUND ELEVATION (NAVD88): 3667.85 feet A.S.L.

COMMENTS:

RIG TYPE: Geoprobe
DRILLING METHOD: Direct Push Technology (DPT)
SAMPLING METHOD: Macro Core with PVC Sleeve

DEPTH BELOW SURFACE (FT)	ELEVATION (FT)	SAMPLE COLLECTED (Identification)	USCS	GRAPHIC	LITHOLOGIC DESCRIPTION AND REMARKS
		EM-E24-0-1			Silty Sand with gravel, sub-angular, light brownish gray (2.5y 6/2), null odor, dry, HCL rxn, loose, null cementation, null plasticity, fine gravel.
		EM-E24-1-3			
	3665		SM		
5		EM-E24-5-7			
				6.5'	Decomposed granodiorite.
	3660		NONE		
				8.5'	Refusal at 8.5 feet bgs.
10					
	3655				
15					
	3650				
20					

URS
333 East Wetmore, Suite 400
Tucson, AZ 85705
520-887-1800
520-887-8438 (Fax)

BORING LOG: EM-G27

PROJECT: Voluntary Remediation Program
CLIENT: FMI
LOCATION: Sierrita
URS PROJECT #: 24096838

DRILLING CONTRACTOR: Johnson Envtl. Technologies
DRILLER: Scott Johnson
LOGGED BY: Kevin Walsh
START DATE/TIME: 08/07/2008 08:14 AM
FINISH DATE/TIME: 08/07/2008 08:26 AM

LATITUDE (NAD83): 952834.674
LONGITUDE (NAD83): 316322.991

TOP OF GROUND ELEVATION (NAVD88): 3629.93 feet A.S.L.

COMMENTS:

RIG TYPE: Geoprobe
DRILLING METHOD: Direct Push Technology (DPT)
SAMPLING METHOD: Macro Core with PVC Sleeve

DEPTH BELOW SURFACE (FT)	ELEVATION (FT)	SAMPLE COLLECTED (Identification)	USCS	GRAPHIC	LITHOLOGIC DESCRIPTION AND REMARKS
		EM-G27-0-1	ML		Silt with sand, sub-angular, dark yellowish brown (10yr 4/6), null odor, dry, null HCL, loose, slight cementation, null plasticity, fine sand.
				1.0'	
		EM-G27-1-3	SM		Silty Sand, sub-angular, pale brown (10yr 6/3), null odor, dry, null HCL, loose, null cementation, null plasticity, medium sand.
				3.5'	
			NONE		Granodiorite, refusal at 4 feet bgs.
5	3625				
10	3620				
15	3615				
20	3610				

URS
333 East Wetmore, Suite 400
Tucson, AZ 85705
520-887-1800
520-887-8438 (Fax)

BORING LOG: EM-H22

PROJECT: Voluntary Remediation Program
CLIENT: FMI
LOCATION: Sierrita
URS PROJECT #: 24096838

DRILLING CONTRACTOR: Johnson Envtl. Technologies
DRILLER: Scott Johnson
LOGGED BY: Kevin Walsh
START DATE/TIME: 07/30/2008 09:34 AM
FINISH DATE/TIME: 07/30/2008 09:42 AM

LATITUDE (NAD83): 952903.698
LONGITUDE (NAD83): 317378.79

TOP OF GROUND ELEVATION (NAVD88): 3644.07 feet A.S.L.

COMMENTS:

RIG TYPE: Geoprobe
DRILLING METHOD: Direct Push Technology (DPT)
SAMPLING METHOD: Macro Core with PVC Sleeve

DEPTH BELOW SURFACE (FT)	ELEVATION (FT)	SAMPLE COLLECTED (Identification)	USCS	GRAPHIC	LITHOLOGIC DESCRIPTION AND REMARKS
		EM-H22-0-1	NONE		Gravel/ Fill (0 – 1.0')
		EM-H22-1-3	SM		Silty Sand, sub-angular, brownish yellow (10yr 6/6), null odor, dry, loose, null cementation, null plasticity, fine gravel. (1.0' – 3.0')
	3640		ML		Sandy Silt, sub-angular, dark reddish brown (5yr 3/4), null odor, moist, loose, null cementation, slightly plastic, fine sand. (3.0' – 5.5')
5		EM-H22-5-7	NONE		Granodiorite, refusal at 8 feet bgs. (5.5' – 8.0')
	3635				
10					
	3630				
15					
	3625				
20					

URS
333 East Wetmore, Suite 400
Tucson, AZ 85705
520-887-1800
520-887-8438 (Fax)

BORING LOG: EM-JS-01

PROJECT: Voluntary Remediation Program
CLIENT: FMI
LOCATION: Sierrita
URS PROJECT #: 24096838

DRILLING CONTRACTOR: Johnson Envtl. Technologies
DRILLER: Scott Johnson
LOGGED BY: Kevin Walsh
START DATE/TIME: 08/01/2008 08:35 AM
FINISH DATE/TIME: 08/01/2008 08:56 AM

LATITUDE (NAD83): 954015.31
LONGITUDE (NAD83): 316867.852

TOP OF GROUND ELEVATION (NAVD88): 3605.14 feet A.S.L.

COMMENTS:

RIG TYPE: Geoprobe
DRILLING METHOD: Direct Push Technology (DPT)
SAMPLING METHOD: Macro Core with PVC Sleeve

DEPTH BELOW SURFACE (FT)	ELEVATION (FT)	SAMPLE COLLECTED (Identification)	USCS	GRAPHIC	LITHOLOGIC DESCRIPTION AND REMARKS
	3605	EM-JS-01-0-1 EM-JS-01-1-3	ML		Silt with sand, sub-angular, yellowish brown (10yr 5/6), null odor, dry, strong HCL rxn, loose, null cementation, null plasticity, fine sand. Surface soil staining observed.
			NONE	4.0'	Granodiorite, refusal at 4 feet bgs.
5	3600				
10	3595				
15	3590				
20	3585				

URS
333 East Wetmore, Suite 400
Tucson, AZ 85705
520-887-1800
520-887-8438 (Fax)

BORING LOG: EM-K24

PROJECT: Voluntary Remediation Program
CLIENT: FMI
LOCATION: Sierrita
URS PROJECT #: 24096838

DRILLING CONTRACTOR: Johnson Envtl. Technologies
DRILLER: Scott Johnson
LOGGED BY: Kevin Walsh
START DATE/TIME: 07/31/2008 01:44 PM
FINISH DATE/TIME: 07/31/2008 02:08 PM

LATITUDE (NAD83): 953500.182
LONGITUDE (NAD83): 316967.602

TOP OF GROUND ELEVATION (NAVD88): 3622.23 feet A.S.L.

COMMENTS:

RIG TYPE: Geoprobe
DRILLING METHOD: Direct Push Technology (DPT)
SAMPLING METHOD: Macro Core with PVC Sleeve

DEPTH BELOW SURFACE (FT)	ELEVATION (FT)	SAMPLE COLLECTED (Identification)	USCS	GRAPHIC	LITHOLOGIC DESCRIPTION AND REMARKS
		EM-K24-0-1	SM		Silty Sand with fine gravel, sub-angular, yellowish brown (10yr 5/6), null odor, dry, loose, null cementation, null plasticity, fine gravel.
				1.0'	Sandy Silt with sand, sub-angular, yellowish brown (10yr 5/6), null odor, dry, strong HCL rxn, loose, null cementation, null plasticity, fine sand.
		EM-K24-1-3			
	3620		ML		
5				5.0'	Silt with sand, sub-angular, yellowish brown (10yr 5/6), null odor, dry, strong HCL rxn, loose, null cementation, null plasticity, fine sand.
		EM-K24-5-7			
	3615		ML		
				9.0'	
			NONE		Granodiorite, refusal at 9 feet bgs.
10					
	3610				
15					
	3605				
20					

URS
333 East Wetmore, Suite 400
Tucson, AZ 85705
520-887-1800
520-887-8438 (Fax)

BORING LOG: EM-M26

PROJECT: Voluntary Remediation Program
CLIENT: FMI
LOCATION: Sierrita
URS PROJECT #: 24096838

DRILLING CONTRACTOR: Johnson Envtl. Technologies
DRILLER: Scott Johnson
LOGGED BY: Kevin Walsh
START DATE/TIME: 08/01/2008 09:53 AM
FINISH DATE/TIME: 08/01/2008 10:37 AM

LATITUDE (NAD83): 953919.78
LONGITUDE (NAD83): 316566.966

TOP OF GROUND ELEVATION (NAVD88): 3597.84 feet A.S.L.

COMMENTS:

RIG TYPE: Geoprobe
DRILLING METHOD: Direct Push Technology (DPT)
SAMPLING METHOD: Macro Core with PVC Sleeve

DEPTH BELOW SURFACE (FT)	ELEVATION (FT)	SAMPLE COLLECTED (Identification)	USCS	GRAPHIC	LITHOLOGIC DESCRIPTION AND REMARKS
		EM-M26-0-1			Silt with sand, sub-angular, yellowish brown (10yr 5/8), null odor, dry, null HCL rxn, loose, null cementation, null plasticity, fine sand.
		EM-M26-1-3			
	3595				
			ML		
5					
		EM-M26-5-7			
	3590				
					8.5'
					Mostly quartz with trace biotite
			NONE		
10					10.0'
			NONE		Granodiorite, refusal at 10 feet bgs.
	3585				
15					
	3580				
20					

REPORT TUSCON-ENVIRONMENTAL_SIERRITA_VRP | PROJECTS:\GINT6\WRES GINT\PROJECTS\TUCSON\FMI SIERRITA VRP BORING LOGS.GPJ | LIBRARY URS TUCSON V4.1.GLB | PRINTED 10/12/12

URS
333 East Wetmore, Suite 400
Tucson, AZ 85705
520-887-1800
520-887-8438 (Fax)

BORING LOG: EM-N29

PROJECT: Voluntary Remediation Program
CLIENT: FMI
LOCATION: Sierrita
URS PROJECT #: 24096838

DRILLING CONTRACTOR: Johnson Envtl. Technologies
DRILLER: Scott Johnson
LOGGED BY: Kevin Walsh, Armando Jimenez
START DATE/TIME: 08/06/2008 01:06 PM
FINISH DATE/TIME: 08/06/2008 01:23 PM

LATITUDE (NAD83): 954120.617
LONGITUDE (NAD83): 315941.564

TOP OF GROUND ELEVATION (NAVD88): 3601.08 feet A.S.L.

COMMENTS:

RIG TYPE: Geoprobe
DRILLING METHOD: Direct Push Technology (DPT)
SAMPLING METHOD: Macro Core with PVC Sleeve

DEPTH BELOW SURFACE (FT)	ELEVATION (FT)	SAMPLE COLLECTED (Identification)	USCS	GRAPHIC	LITHOLOGIC DESCRIPTION AND REMARKS
	3600	EM-N29-0-1 EM-N29-1-3	SM		Sandy Silt with gravel, sub-angular, pale brown (10yr 6/3), null odor, dry, null HCL, loose, null cementation, null plasticity, medium gravel.
			NONE	3.5'	Granodiorite, refusal at 4 feet bgs.
5	3595				
10	3590				
15	3585				
20					

URS
333 East Wetmore, Suite 400
Tucson, AZ 85705
520-887-1800
520-887-8438 (Fax)

BORING LOG: EM-P24

PROJECT: Voluntary Remediation Program
CLIENT: FMI
LOCATION: Sierrita
URS PROJECT #: 24096838

DRILLING CONTRACTOR: Johnson Envtl. Technologies
DRILLER: Scott Johnson
LOGGED BY: Kevin Walsh, Armando Jimenez
START DATE/TIME: 08/07/2008 10:17 AM
FINISH DATE/TIME: 08/07/2008 11:07 AM

LATITUDE (NAD83): 954408.811
LONGITUDE (NAD83): 316937.925

TOP OF GROUND ELEVATION (NAVD88): 3582.91 feet A.S.L.

COMMENTS:

RIG TYPE: Geoprobe
DRILLING METHOD: Direct Push Technology (DPT)
SAMPLING METHOD: Macro Core with PVC Sleeve

DEPTH BELOW SURFACE (FT)	ELEVATION (FT)	SAMPLE COLLECTED (Identification)	USCS	GRAPHIC	LITHOLOGIC DESCRIPTION AND REMARKS
		EM-P24-0-1			Silt with sand, sub-angular, dark yellowish brown (10yr 3/4), null odor, dry, null HCL rxn, loose, null cementation, null plasticity, fine sand.
		EM-P24-1-3	ML		
	3580				
			NONE	4.0'	Granodiorite
5				5.0'	Sandy Silt with gravel, sub-angular, pale brown, null odor, dry, null HCL rxn, loose, null cementation, null plasticity, fine gravel.
		EM-P24-5-7	ML		
				7.0'	Silt with sand, fine grained, brown, dry, loose.
	3575		ML		
10				10.0'	Granodiorite, refusal at 12 feet bgs.
			NONE		
	3570				
15					
	3565				
20					

REPORT TUSCON-ENVIRONMENTAL_SIERRITA_VRP | PROJECTS:\GINT6\WRES GINT\PROJECTS\TUCSON\FMI SIERRITA VRP BORING LOGS.GPJ | LIBRARY URS TUCSON V4.1.GLB | PRINTED 10/12/12

URS
333 East Wetmore, Suite 400
Tucson, AZ 85705
520-887-1800
520-887-8438 (Fax)

BORING LOG: EM-X26

PROJECT: Voluntary Remediation Program
CLIENT: FMI
LOCATION: Sierrita
URS PROJECT #: 24096838

DRILLING CONTRACTOR: Johnson Envtl. Technologies
DRILLER: Scott Johnson
LOGGED BY: Kevin Walsh, Armando Jimenez
START DATE/TIME: 08/06/2008 09:58 AM
FINISH DATE/TIME: 08/06/2008 10:35 AM

LATITUDE (NAD83): 956129.514
LONGITUDE (NAD83): 316605.774

TOP OF GROUND ELEVATION (NAVD88): 3540.76 feet A.S.L.

COMMENTS:

RIG TYPE: Geoprobe
DRILLING METHOD: Direct Push Technology (DPT)
SAMPLING METHOD: Macro Core with PVC Sleeve

DEPTH BELOW SURFACE (FT)	ELEVATION (FT)	SAMPLE COLLECTED (Identification)	USCS	GRAPHIC	LITHOLOGIC DESCRIPTION AND REMARKS
	3540	EM-X26-0-1			Silt with Sand, sub-angular, brown (10yr 4/3), null odor, dry, null HCL rxn, loose, null cementation, null plasticity, medium sand.
		EM-X26-1-3			
			ML		
5					
	3535	EM-X26-5-7			
				7.5'	
			NONE		Granodiorite, refusal at 8 feet bgs.
10					
	3530				
15					
	3525				
20					
	3520				

REPORT TUSCON-ENVIRONMENTAL_SIERRITA_VRP | PROJECT S:\GINT6\WRES GINT\PROJECTS\TUCSON\FMI SIERRITA VRP BORING LOGS.GPJ | LIBRARY URS TUCSON V4.1.GLB | PRINTED 10/12/12

URS
333 East Wetmore, Suite 400
Tucson, AZ 85705
520-887-1800
520-887-8438 (Fax)

BORING LOG: EM-JS-02

PROJECT: Voluntary Remediation Program
CLIENT: FMI
LOCATION: Sierrita
URS PROJECT #: 24096838

DRILLING CONTRACTOR: Johnson Envtl. Technologies
DRILLER: Scott Johnson
LOGGED BY: Kevin Walsh
START DATE/TIME: 08/01/2008 09:14 AM
FINISH DATE/TIME: 08/01/2008 09:27 AM

LATITUDE (NAD83): 954053.347
LONGITUDE (NAD83): 316323.561

TOP OF GROUND ELEVATION (NAVD88): 3591.99 feet A.S.L.

COMMENTS:

RIG TYPE: Geoprobe
DRILLING METHOD: Direct Push Technology (DPT)
SAMPLING METHOD: Macro Core with PVC Sleeve

DEPTH BELOW SURFACE (FT)	ELEVATION (FT)	SAMPLE COLLECTED (Identification)	USCS	GRAPHIC	LITHOLOGIC DESCRIPTION AND REMARKS
		EM-JS-02-0-1			Silty Sand with gravel, sub-angular, yellowish brown (10yr 5/6), null odor, dry, null HCL rxn, loose, null cementation, null plasticity, medium gravel.
	3590	EM-JS-02-1-3	SM		
				3.5'	
			NONE		Granodiorite, refusal at 4 feet bgs.
5					
	3585				
10					
	3580				
15					
	3575				
20					

URS
333 East Wetmore, Suite 400
Tucson, AZ 85705
520-887-1800
520-887-8438 (Fax)

BORING LOG: EM-JS-06

PROJECT: Voluntary Remediation Program
CLIENT: FMI
LOCATION: Sierrita
URS PROJECT #: 24096838

DRILLING CONTRACTOR: Johnson Envtl. Technologies
DRILLER: Scott Johnson
LOGGED BY: Kevin Walsh, Armando Jimenez
START DATE/TIME: 08/13/2008 08:36 AM
FINISH DATE/TIME: 08/13/2008 09:06 AM

LATITUDE (NAD83): 954180.044
LONGITUDE (NAD83): 316181.527

TOP OF GROUND ELEVATION (NAVD88): 3592.61 feet A.S.L.

COMMENTS:

RIG TYPE: Geoprobe
DRILLING METHOD: Direct Push Technology (DPT)
SAMPLING METHOD: Macro Core with PVC Sleeve

DEPTH BELOW SURFACE (FT)	ELEVATION (FT)	SAMPLE COLLECTED (Identification)	USCS	GRAPHIC	LITHOLOGIC DESCRIPTION AND REMARKS
		EM-JS-06-0-1	ML		Silt with sand,sub-angular, light yellowish brown (10yr 6/4), null odor, dry, loose, null cementation, null plasticity, fine sand.
				1.0'	
		EM-JS-06-1-3	SM		Silty sand with gravel, light yellowish brown (10yr 6/4), null odor, dry, loose, null cementation, null plasticity, fine gravel.
	3590				
				4.0'	
5		EM-JS-06-5-7	SM		Same, with 3" lenses of a light brown clay.
	3585				
				8.0'	
			NONE		Dark black material resembling asphalt, vinyl odor, malleable.
10		EM-JS-06-10-11			
				10.5'	
					Decomposed granite.
				11.5'	
					Refusal at 11.5 feet bgs.
	3580				
15					
	3575				
20					

REPORT TUSCON-ENVIRONMENTAL_SIERRITA_VRP | PROJECTS:\GINT6\WRES GINT\PROJECTS\TUCSON\FMI SIERRITA VRP BORING LOGS.GPJ | LIBRARY URS TUCSON V4.1.GLB | PRINTED 10/12/12

URS
333 East Wetmore, Suite 400
Tucson, AZ 85705
520-887-1800
520-887-8438 (Fax)

BORING LOG: EM-JS-07

PROJECT: Voluntary Remediation Program
CLIENT: FMI
LOCATION: Sierrita
URS PROJECT #: 24096838

DRILLING CONTRACTOR: Johnson Envtl. Technologies
DRILLER: Scott Johnson
LOGGED BY: Kevin Walsh, Armando Jimenez
START DATE/TIME: 08/13/2008 09:08 AM
FINISH DATE/TIME: 08/13/2008 09:30 AM

LATITUDE (NAD83): 954125.923
LONGITUDE (NAD83): 316222.793

TOP OF GROUND ELEVATION (NAVD88): 3592.66 feet A.S.L.

COMMENTS:

RIG TYPE: Geoprobe
DRILLING METHOD: Direct Push Technology (DPT)
SAMPLING METHOD: Macro Core with PVC Sleeve

DEPTH BELOW SURFACE (FT)	ELEVATION (FT)	SAMPLE COLLECTED (Identification)	USCS	GRAPHIC	LITHOLOGIC DESCRIPTION AND REMARKS
		EM-JS-07-0-1			Sandy Silt with gravel, sub-angular, brown (10yr 5/3), null odor, dry, loose, null cementation, null plasticity, fine gravel.
		EM-JS-07-1-3			
	3590		ML		
5				5.0'	
		EM-JS-07-5-7			Same with clay and red staining.
			ML		
	3585			8.0'	
					Black stained silt with sand material resembles asphalt.
10					
		EM-JS-07-10-12			
			ML		
	3580				
15				15.0'	
		EM-JS-07-15-16	NONE		Granodiorite.
				16.0'	
					Refusal at 16 feet bgs.
	3575				
20					

REPORT TUSCON-ENVIRONMENTAL_SIERRITA_VRP | PROJECTS:\GINT6\WRES GINT\PROJECTS\TUCSON\FMI SIERRITA VRP BORING LOGS.GPJ | LIBRARY URS TUCSON V4.1.GLB | PRINTED 10/12/12

URS
333 East Wetmore, Suite 400
Tucson, AZ 85705
520-887-1800
520-887-8438 (Fax)

BORING LOG: EM-JS-08

PROJECT: Voluntary Remediation Program
CLIENT: FMI
LOCATION: Sierrita
URS PROJECT #: 24096838

DRILLING CONTRACTOR: Johnson Envtl. Technologies
DRILLER: Scott Johnson
LOGGED BY: Kevin Walsh
START DATE/TIME: 08/12/2008 01:20 PM
FINISH DATE/TIME: 08/12/2008 01:56 PM

LATITUDE (NAD83): 954185.473
LONGITUDE (NAD83): 316264.171

TOP OF GROUND ELEVATION (NAVD88): 3591.95 feet A.S.L.

COMMENTS:

RIG TYPE: Geoprobe
DRILLING METHOD: Direct Push Technology (DPT)
SAMPLING METHOD: Macro Core with PVC Sleeve

DEPTH BELOW SURFACE (FT)	ELEVATION (FT)	SAMPLE COLLECTED (Identification)	USCS	GRAPHIC	LITHOLOGIC DESCRIPTION AND REMARKS
		EM-JS-08-0-1	SM		Silty Sand with gravel, sub-angular, very pale brown (10yr 7/3), null odor, dry, loose, null cementation, null plasticity, medium gravel.
				1.0'	
	3590	EM-JS-08-1-3 EM-JS-08-1-3 D	ML		Silt with sand, very pale brown (10yr 7/3), null odor, dry, loose, null cementation, null plasticity, fine sand.
				4.0'	
			NONE		Black material with hydrocarbon odor.
5				5.0'	
		EM-JS-08-5-7			Silty Sand, pale brown, dry, loose.
	3585		SM		
10				10.0'	
		EM-JS-08-10-12			Gravelly sludge with metallic chips, black, distict odor, very wet.
	3580		NONE		
15				15.0'	
					Total depth = 15 feet bgs.
	3575				
20					

URS
333 East Wetmore, Suite 400
Tucson, AZ 85705
520-887-1800
520-887-8438 (Fax)

BORING LOG: RP-JS-01

PROJECT: Voluntary Remediation Program
CLIENT: FMI
LOCATION: Sierrita
URS PROJECT #: 24096838

DRILLING CONTRACTOR: Johnson Envtl. Technologies
DRILLER: Scott Johnson
LOGGED BY: Kevin Walsh
START DATE/TIME: 08/12/2008 09:21 AM
FINISH DATE/TIME: 08/12/2008 10:26 AM

LATITUDE (NAD83): 961468.058
LONGITUDE (NAD83): 316246.066

TOP OF GROUND ELEVATION (NAVD88): 3508.39 feet A.S.L.

COMMENTS:

RIG TYPE: Geoprobe
DRILLING METHOD: Direct Push Technology (DPT)
SAMPLING METHOD: Macro Core with PVC Sleeve

DEPTH BELOW SURFACE (FT)	ELEVATION (FT)	SAMPLE COLLECTED (Identification)	USCS	GRAPHIC	LITHOLOGIC DESCRIPTION AND REMARKS
		RP-JS-01-0-1			Silt with sand and gravel, sub-angular, yellowish brown (10yr 5/4), null odor, dry, loose, null cementation, null plasticity, fine gravel.
		RP-JS-01-1-3 RP-JS-01-1-3 D	ML		
	3505				
			SW	4.0'	Sand with gravel, sub-angular, yellowish brown (10yr 5/4), null odor, dry, loose, null cementation, null plasticity, fine gravel.
5				5.0'	Silt with sand, sub-angular, yellowish brown (10yr 5/4), null odor, dry, loose, null cementation, null plasticity, fine sand.
		RP-JS-01-5-7			
	3500		ML		
10					
		RP-JS-01-10-12			
				11.5'	Silt with sand, fine silt with well sorted sand, gray, wet, loose.
	3495				
15					
		RP-JS-01-15-17	ML		
	3490				
20				20.0'	Total depth = 20 feet bgs.

REPORT TUSCON-ENVIRONMENTAL_SIERRITA_VRP | PROJECTS:\GINT6\WRES GINT\PROJECTS\TUCSON\FMI SIERRITA VRP BORING LOGS.GPJ | LIBRARY URS TUCSON V4.1.GLB | PRINTED 10/12/12

URS
333 East Wetmore, Suite 400
Tucson, AZ 85705
520-887-1800
520-887-8438 (Fax)

BORING LOG: RP-JS-02

PROJECT: Voluntary Remediation Program
CLIENT: FMI
LOCATION: Sierrita
URS PROJECT #: 24096838

DRILLING CONTRACTOR: Johnson Envtl. Technologies
DRILLER: Scott Johnson
LOGGED BY: Kevin Walsh
START DATE/TIME: 08/12/2008 08:11 AM
FINISH DATE/TIME: 08/12/2008 09:09 AM

LATITUDE (NAD83): 961549.034
LONGITUDE (NAD83): 316078.757

TOP OF GROUND ELEVATION (NAVD88): 3508.6 feet A.S.L.

COMMENTS:

RIG TYPE: Geoprobe
DRILLING METHOD: Direct Push Technology (DPT)
SAMPLING METHOD: Macro Core with PVC Sleeve

DEPTH BELOW SURFACE (FT)	ELEVATION (FT)	SAMPLE COLLECTED (Identification)	USCS	GRAPHIC	LITHOLOGIC DESCRIPTION AND REMARKS
		RP-JS-02-0-1			Silty Sand with gravel, sub-angular, yellowish brown (10yr 5/4), null odor, dry, loose, null cementation, null plasticity, fine sand.
				1.0'	Silty Sand, sub-angular, olive yellow (2.5y 6/6), null odor, dry, loose, null cementation, null plasticity, fine sand.
		RP-JS-02-1-3 RP-JS-02-1-3 D			
	3505				
5			SM		
		RP-JS-02-5-7			
				7.0'	Same, with moisture.
	3500				
10					
		RP-JS-02-10-12		11.0'	Silt with sand, sub-angular, olive yellow (2.5y 6/6), null odor, dry, loose, null cementation, null plasticity, fine sand. Wet at 13 feet.
	3495				
15			ML		
		RP-JS-02-15-17			
	3490				
20				20.0'	Total depth = 20 feet bgs.

REPORT TUSCON-ENVIRONMENTAL_SIERRITA_VRP | PROJECTS:\GINT6\WRES GINT\PROJECTS\TUCSON\FMI SIERRITA VRP BORING LOGS.GPJ | LIBRARY URS TUCSON V4.1.GLB | PRINTED 10/12/12

URS
333 East Wetmore, Suite 400
Tucson, AZ 85705
520-887-1800
520-887-8438 (Fax)

BORING LOG: C-JS-01

PROJECT: Voluntary Remediation Program
CLIENT: FMI
LOCATION: Sierrita
URS PROJECT #: 24096838

DRILLING CONTRACTOR: Johnson Envtl. Technologies
DRILLER: Scott Johnson
LOGGED BY: Kevin Walsh
START DATE/TIME: 08/01/2008 12:34 PM
FINISH DATE/TIME: 08/01/2008 12:48 PM

LATITUDE (NAD83): 954724.102
LONGITUDE (NAD83): 316570.991

TOP OF GROUND ELEVATION (NAVD88): 3574.79 feet A.S.L.

COMMENTS:

RIG TYPE: Geoprobe
DRILLING METHOD: Direct Push Technology (DPT)
SAMPLING METHOD: Macro Core with PVC Sleeve

DEPTH BELOW SURFACE (FT)	ELEVATION (FT)	SAMPLE COLLECTED (Identification)	USCS	GRAPHIC	LITHOLOGIC DESCRIPTION AND REMARKS
		C-JS-01-0-1	ML		Silt with Sand, sub-angular, dark yellowish brown (10yr 4/6), null odor, dry, strong HCL rxn, loose, null cementation, null plasticity, fine sand.
				1.0'	
		C-JS-01-1-3	ML		Silt with Sand, sub-angular, dark yellowish brown with gray staining(10yr 5/1), slight odor, dry, strong HCL rxn, loose, null cementation, null plasticity, fine sand.
			NONE	4.5'	
5	3570				Granodiorite, refusal at 4.5 feet bgs.
10	3565				
15	3560				
20	3555				

URS
333 East Wetmore, Suite 400
Tucson, AZ 85705
520-887-1800
520-887-8438 (Fax)

BORING LOG: C-JS-02

PROJECT: Voluntary Remediation Program
CLIENT: FMI
LOCATION: Sierrita
URS PROJECT #: 24096838

DRILLING CONTRACTOR: Johnson Envtl. Technologies
DRILLER: Scott Johnson
LOGGED BY: Kevin Walsh
START DATE/TIME: 08/01/2008 12:53 PM
FINISH DATE/TIME: 08/01/2008 01:12 PM

LATITUDE (NAD83): 954719.535
LONGITUDE (NAD83): 316372.777

TOP OF GROUND ELEVATION (NAVD88): 3569.69 feet A.S.L.

COMMENTS:

RIG TYPE: Geoprobe
DRILLING METHOD: Direct Push Technology (DPT)
SAMPLING METHOD: Macro Core with PVC Sleeve

DEPTH BELOW SURFACE (FT)	ELEVATION (FT)	SAMPLE COLLECTED (Identification)	USCS	GRAPHIC	LITHOLOGIC DESCRIPTION AND REMARKS
		C-JS-02-0-1	ML		Silt with sand, sub-angular, brown (10yr 5/3), null odor, dry, null HCL rxn, loose, null cementation, null plasticity, fine sand.
				1.5'	
		C-JS-02-1-3	SM		Silty Sand, sub-angular, brown (10yr 5/3), null odor, moist, null HCL rxn, loose, null cementation, null plasticity, fine sand.
5	3565				
		C-JS-02-5-7			
				7.0'	
			NONE		Granodiorite, refusal at 7 feet bgs.
10	3560				
15	3555				
20	3550				

REPORT TUSCON-ENVIRONMENTAL_SIERRITA_VRP | PROJECTS:\GINT6\WRES GINT\PROJECTS\TUCSON\FMI SIERRITA VRP BORING LOGS.GPJ | LIBRARY URS TUCSON V4.1.GLB | PRINTED 10/12/12

URS
333 East Wetmore, Suite 400
Tucson, AZ 85705
520-887-1800
520-887-8438 (Fax)

BORING LOG: C-JS-03

PROJECT: Voluntary Remediation Program
CLIENT: FMI
LOCATION: Sierrita
URS PROJECT #: 24096838

DRILLING CONTRACTOR: Johnson Envtl. Technologies
DRILLER: Scott Johnson
LOGGED BY: Kevin Walsh, Rick Smith
START DATE/TIME: 08/04/2008 10:20 AM
FINISH DATE/TIME: 08/04/2008 11:03 AM

LATITUDE (NAD83): 954933.256
LONGITUDE (NAD83): 316394.117

TOP OF GROUND ELEVATION (NAVD88): 3567.47 feet A.S.L.

COMMENTS:

RIG TYPE: Geoprobe
DRILLING METHOD: Direct Push Technology (DPT)
SAMPLING METHOD: Macro Core with PVC Sleeve

DEPTH BELOW SURFACE (FT)	ELEVATION (FT)	SAMPLE COLLECTED (Identification)	USCS	GRAPHIC	LITHOLOGIC DESCRIPTION AND REMARKS
		C-JS-03-0-1	ML		Sandy Silt with gravel, sub-angular, dark brown (10yr 3/3), null odor, moist, null HCL rxn, loose, null cementation, null plasticity, fine gravel.
		C-JS-03-1-3		2.0'	Sandy Silt, sub-angular, yellowish brown (10yr 5/4), null odor, moist, null HCL rxn, loose, null cementation, null plasticity, fine sand.
	3565				
5			ML		
	3560				
			ML	8.5' / 9.0'	Wet at 8.5 feet. Sandy Silt, sub-angular, black (5yr 2.5/1), null odor, wet, null HCL rxn, loose, null cementation, null plasticity, fine sand.
10		C-JS-03-10-12	ML		
	3555			14.0'	
15		C-JS-03-15-17	SP-SC		Sand with clay, sub-angular, black (5yr 2.5/1), null odor, very wet, null HCL rxn, loose, null cementation, null plasticity, fine gravel.
	3550		NONE	17.0'	Granodiorite, refusal at 17 feet bgs.
20					

REPORT TUSCON-ENVIRONMENTAL_SIERRITA_VRP | PROJECTS:\GINT6\WRES GINT\PROJECTS\TUCSON\FMI SIERRITA VRP BORING LOGS.GPJ | LIBRARY URS TUCSON V4.1.GLB | PRINTED 10/12/12

URS
333 East Wetmore, Suite 400
Tucson, AZ 85705
520-887-1800
520-887-8438 (Fax)

BORING LOG: C-JS-04

PROJECT: Voluntary Remediation Program
CLIENT: FMI
LOCATION: Sierrita
URS PROJECT #: 24096838

DRILLING CONTRACTOR: Johnson Envtl. Technologies
DRILLER: Scott Johnson
LOGGED BY: Kevin Walsh, Armando Jimenez
START DATE/TIME: 08/05/2008 09:20 AM
FINISH DATE/TIME: 08/05/2008 10:33 AM

LATITUDE (NAD83): 955103.69
LONGITUDE (NAD83): 316383.771

TOP OF GROUND ELEVATION (NAVD88): 3566.72 feet A.S.L.

COMMENTS:

RIG TYPE: Geoprobe
DRILLING METHOD: Direct Push Technology (DPT)
SAMPLING METHOD: Macro Core with PVC Sleeve

DEPTH BELOW SURFACE (FT)	ELEVATION (FT)	SAMPLE COLLECTED (Identification)	USCS	GRAPHIC	LITHOLOGIC DESCRIPTION AND REMARKS
		C-JS-04-0-1	ML		Sandy Silt, sub-angular, yellowish brown (10yr 5/6), null odor, dry, loose, fine sand.
	3565	C-JS-04-1-3			
				2.5'	Granodiorite Layer
				3.5'	Silty Sand, sub-angular, gray, null odor, moist, strong HCL rxn, loose, null cementation, null plasticity, fine sand.
			SM		
5				5.0'	Granodiorite
		C-JS-04-5-7			
	3560				
				7.5'	Poorly Graded Sand with gravel, fine to medium sand with fine gravels, brownish gray, saturated. Strong odor.
10			SP		
		C-JS-04-10-12			
	3555				
				12.0'	Well Graded Sand, sub-angular, brown (10yr 5/3), null odor, wet, null HCL rxn, loose, null cementation, null plasticity, fine sand.
			SW-SM		
15		C-JS-04-15-16			
				16.0'	Total depth = 16 feet bgs.
			NONE		
	3550				
20					

REPORT TUSCON-ENVIRONMENTAL_SIERRITA_VRP | PROJECTS:\GINT6\WRES GINT\PROJECTS\TUCSON\FMI SIERRITA VRP BORING LOGS.GPJ | LIBRARY URS TUCSON V4.1.GLB | PRINTED 10/12/12

URS
333 East Wetmore, Suite 400
Tucson, AZ 85705
520-887-1800
520-887-8438 (Fax)

BORING LOG: C-JS-05

PROJECT: Voluntary Remediation Program
CLIENT: FMI
LOCATION: Sierrita
URS PROJECT #: 24096838

DRILLING CONTRACTOR: Johnson Envtl. Technologies
DRILLER: Scott Johnson
LOGGED BY: Kevin Walsh, Armando Jimenez
START DATE/TIME: 08/05/2008 11:05 AM
FINISH DATE/TIME: 08/05/2008 11:31 AM

LATITUDE (NAD83): 955129.656
LONGITUDE (NAD83): 316217.958

TOP OF GROUND ELEVATION (NAVD88): 3565.07 feet A.S.L.

COMMENTS:

RIG TYPE: Geoprobe
DRILLING METHOD: Direct Push Technology (DPT)
SAMPLING METHOD: Macro Core with PVC Sleeve

DEPTH BELOW SURFACE (FT)	ELEVATION (FT)	SAMPLE COLLECTED (Identification)	USCS	GRAPHIC	LITHOLOGIC DESCRIPTION AND REMARKS
	3565	C-JS-05-0-1	SW	1.0'	Sandy Gravel, sub-angular, brown (10yr 5/3), null odor, moist, HCL rxn, loose, null plasticity, null cementation, medium gravel.
		C-JS-05-1-3	SM	4.0'	Silty Sand with gravel, sub-angular, light gray (10yr 7/2), null odor, dry, null HCL rxn, loose, null plasticity, null cementation, fine gravel.
			NONE		Granodiorite, refusal at 5 feet bgs.
5	3560				
10	3555				
15	3550				
20	3545				

URS
333 East Wetmore, Suite 400
Tucson, AZ 85705
520-887-1800
520-887-8438 (Fax)

BORING LOG: CS-JS-01

PROJECT: Voluntary Remediation Program
CLIENT: FMI
LOCATION: Sierrita
URS PROJECT #: 24096838

DRILLING CONTRACTOR: Johnson Envtl. Technologies
DRILLER: Scott Johnson
LOGGED BY: Kevin Walsh, Rick Smith
START DATE/TIME: 08/04/2008 11:33 AM
FINISH DATE/TIME: 08/04/2008 01:42 PM

LATITUDE (NAD83): 955329.204
LONGITUDE (NAD83): 316581.075

TOP OF GROUND ELEVATION (NAVD88): 3566.94 feet A.S.L.

COMMENTS:

RIG TYPE: Geoprobe
DRILLING METHOD: Direct Push Technology (DPT)
SAMPLING METHOD: Macro Core with PVC Sleeve

DEPTH BELOW SURFACE (FT)	ELEVATION (FT)	SAMPLE COLLECTED (Identification)	USCS	GRAPHIC	LITHOLOGIC DESCRIPTION AND REMARKS
		CS-JS-01-0-1	ML		Sandy Silt with andesite gravel, sub-angular, dark yellowish brown (10yr 4/4), null odor, dry, null HCL rxn, loose, null cementation, null plasticity, medium gravel.
				1.0'	Granodiorite, decomposed with some sandy silt.
	3565	CS-JS-01-1-3			
			NONE		
5					
		CS-JS-01-5-7		6.0'	C-pond spoils, black, silty, hydrocarbon odor, very wet.
	3560				
			NONE		
10				10.0'	Sandy Silt, sub-angular, yellowish brown (10yr 5/4), null odor, moist, null HCL rxn, loose, null cementation, null plasticity, medium sand.
		CS-JS-01-10-12	ML		
	3555			12.0'	Sandy Silt, light brown, wet, loose.
			ML		
				13.5'	
			NONE	14.0'	Weathered granodiorite.
					Granodiorite, refusal at 14 feet bgs.
15					
	3550				
20					

URS
333 East Wetmore, Suite 400
Tucson, AZ 85705
520-887-1800
520-887-8438 (Fax)

BORING LOG: CS-JS-02

PROJECT: Voluntary Remediation Program
CLIENT: FMI
LOCATION: Sierrita
URS PROJECT #: 24096838

DRILLING CONTRACTOR: Johnson Envtl. Technologies
DRILLER: Scott Johnson
LOGGED BY: Kevin Walsh, Rick Smith
START DATE/TIME: 08/04/2008 02:03 PM
FINISH DATE/TIME: 08/04/2008 02:33 PM

LATITUDE (NAD83): 955503.994
LONGITUDE (NAD83): 316374.407

TOP OF GROUND ELEVATION (NAVD88): 3563.48 feet A.S.L.

COMMENTS:

RIG TYPE: Geoprobe
DRILLING METHOD: Direct Push Technology (DPT)
SAMPLING METHOD: Macro Core with PVC Sleeve

DEPTH BELOW SURFACE (FT)	ELEVATION (FT)	SAMPLE COLLECTED (Identification)	USCS	GRAPHIC	LITHOLOGIC DESCRIPTION AND REMARKS
		CS-JS-02-0-1			Silty Sand, sub-angular, brown (10yr 5/3), null odor, dry, null HCL rxn, loose, null cementation, null plasticity, fine gravel.
		CS-JS-02-1-3	SM		
	3560			4.0'	
5			SM		Silty Sand, sub-angular, very pale brown (10yr 7/3), null odor, dry, strong HCL rxn, loose, light cementation, null plasticity, fine sand.
				5.5'	
		CS-JS-02-5-7	NONE		Granodiorite
				7.0'	
			SM		Silty Sand, sub-angular, very pale brown (10yr 7/3), null odor, dry, strong HCL rxn, loose, light cementation, null plasticity, fine sand.
	3555			9.0'	
10		CS-JS-02-10-11	NONE		Granodiorite.
				11.0'	
					Refusal at 11 feet bgs.
	3550				
15					
	3545				
20					

REPORT TUSCON-ENVIRONMENTAL_SIERRITA_VRP | PROJECT S:\GINT6\WRES GINT\PROJECTS\TUCSON\FMI SIERRITA VRP BORING LOGS.GPJ | LIBRARY URS TUCSON V4.1.GLB | PRINTED 10/12/12

URS
333 East Wetmore, Suite 400
Tucson, AZ 85705
520-887-1800
520-887-8438 (Fax)

BORING LOG: CS-JS-03

PROJECT: Voluntary Remediation Program
CLIENT: FMI
LOCATION: Sierrita
URS PROJECT #: 24096838

DRILLING CONTRACTOR: Johnson Envtl. Technologies
DRILLER: Scott Johnson
LOGGED BY: Kevin Walsh
START DATE/TIME: 08/05/2008 08:10 AM
FINISH DATE/TIME: 08/05/2008 08:43 AM

LATITUDE (NAD83): 955565.4
LONGITUDE (NAD83): 316187.586

TOP OF GROUND ELEVATION (NAVD88): 3560.01 feet A.S.L.

COMMENTS:

RIG TYPE: Geoprobe
DRILLING METHOD: Direct Push Technology (DPT)
SAMPLING METHOD: Macro Core with PVC Sleeve

DEPTH BELOW SURFACE (FT)	ELEVATION (FT)	SAMPLE COLLECTED (Identification)	USCS	GRAPHIC	LITHOLOGIC DESCRIPTION AND REMARKS
	3560	CS-JS-03-0-1	ML		Sandy Silt, sub-angular, dark brown (10yr 3/3), null odor, dry, HCL rxn, loose, null cementation, null plasticity, fine sand.
		CS-JS-03-1-3			
			NONE	3.0'	Granodiorite
				4.0'	Sandy Silt, sub-angular, dark brown (10yr 3/3), null odor, dry, HCL rxn, loose, null cementation, null plasticity, fine sand. with Granodiorite.
5	3555	CS-JS-03-5-7	ML		
				9.0'	Sandy Silt with gravel, sub-angular, yellowish brown (10yr 5/4), null odor, dry, strong HCL rxn, loose, null cementation, null plasticity, fine gravel.
10	3550	CS-JS-03-10-12	ML		
				14.0'	Sandy Clay, sub-angular, dark red (2.5yr 3/6), null odor, dry, strong HCL rxn, compact, cemented, plastic, fine sand.
15	3545		CL	15.0'	Refusal at 15 feet bgs.
20	3540				

URS
333 East Wetmore, Suite 400
Tucson, AZ 85705
520-887-1800
520-887-8438 (Fax)

BORING LOG: CS-JS-04

PROJECT: Voluntary Remediation Program
CLIENT: FMI
LOCATION: Sierrita
URS PROJECT #: 24096838

DRILLING CONTRACTOR: Johnson Envtl. Technologies
DRILLER: Scott Johnson
LOGGED BY: Kevin Walsh, Armando Jimenez
START DATE/TIME: 08/06/2008 08:58 AM
FINISH DATE/TIME: 08/06/2008 09:18 AM

LATITUDE (NAD83): 955720.531
LONGITUDE (NAD83): 316180.774

TOP OF GROUND ELEVATION (NAVD88): 3543.23 feet A.S.L.

COMMENTS:

RIG TYPE: Geoprobe
DRILLING METHOD: Direct Push Technology (DPT)
SAMPLING METHOD: Macro Core with PVC Sleeve

DEPTH BELOW SURFACE (FT)	ELEVATION (FT)	SAMPLE COLLECTED (Identification)	USCS	GRAPHIC	LITHOLOGIC DESCRIPTION AND REMARKS
		CS-JS-04-0-1	ML		Silt with sand, sub-angular, dark yellowish brown (10yr 3/4), null odor, dry, null HCL rxn, loose, null cementation, null plasticity, fine sand.
				1.0'	
		CS-JS-04-1-3	SM		Sandy Silt, sub-angular, yellowish brown (10yr 5/8), null odor, dry, null HCL rxn, loose, null cementation, null plasticity, fine sand.
				3.0'	
	3540				Granodiorite.
5			NONE		
		CS-JS-04-5-7			
				7.0'	
					Refusal at 7 feet bgs.
	3535				
10					
	3530				
15					
	3525				
20					

URS
333 East Wetmore, Suite 400
Tucson, AZ 85705
520-887-1800
520-887-8438 (Fax)

BORING LOG: CS-JS-05

PROJECT: Voluntary Remediation Program
CLIENT: FMI
LOCATION: Sierrita
URS PROJECT #: 24096838

DRILLING CONTRACTOR: Johnson Envtl. Technologies
DRILLER: Scott Johnson
LOGGED BY: Kevin Walsh, Armando Jimenez
START DATE/TIME: 08/27/2008 01:22 PM
FINISH DATE/TIME: 08/27/2008 01:40 PM

LATITUDE (NAD83): 955538.433
LONGITUDE (NAD83): 316608.509

TOP OF GROUND ELEVATION (NAVD88): 3562.19 feet A.S.L.

COMMENTS:

RIG TYPE: Geoprobe
DRILLING METHOD: Direct Push Technology (DPT)
SAMPLING METHOD: Macro Core with PVC Sleeve

DEPTH BELOW SURFACE (FT)	ELEVATION (FT)	SAMPLE COLLECTED (Identification)	USCS	GRAPHIC	LITHOLOGIC DESCRIPTION AND REMARKS
		CS-JS-05-0-1	SM	1.0'	Silty Sand, sub-angular, pale brown (10yr 6/3), loose, dry null odor, null cementation, null plasticity, fine sand.
	3560	CS-JS-05-1-3 CS-JS-05-1-3 D	NONE	4.0'	Decomposed granite/clay.
5					Granodiorite, refusal at 4 feet bgs.
	3555				
10					
	3550				
15					
	3545				
20					

URS
333 East Wetmore, Suite 400
Tucson, AZ 85705
520-887-1800
520-887-8438 (Fax)

BORING LOG: CS-JS-06

PROJECT: Voluntary Remediation Program
CLIENT: FMI
LOCATION: Sierrita
URS PROJECT #: 24096838

DRILLING CONTRACTOR: Johnson Envtl. Technologies
DRILLER: Scott Johnson
LOGGED BY: Kevin Walsh, Armando Jimenez
START DATE/TIME: 08/27/2008 01:43 PM
FINISH DATE/TIME: 08/27/2008 01:57 PM

LATITUDE (NAD83): 955643.557
LONGITUDE (NAD83): 316471.076

TOP OF GROUND ELEVATION (NAVD88): 3556.72 feet A.S.L.

COMMENTS:

RIG TYPE: Geoprobe
DRILLING METHOD: Direct Push Technology (DPT)
SAMPLING METHOD: Macro Core with PVC Sleeve

DEPTH BELOW SURFACE (FT)	ELEVATION (FT)	SAMPLE COLLECTED (Identification)	USCS	GRAPHIC	LITHOLOGIC DESCRIPTION AND REMARKS
		CS-JS-06-0-1	SM		Silty sand, sub-angular, yellowish brown (10yr 5/4), null odor, dry, loose, null cementation, null plasticity, fine sand.
				1.0'	
	3555	CS-JS-06-1-3	NONE		Decomposed granite.
				3.0'	
					Refusal at 3 feet bgs.
5					
	3550				
10					
	3545				
15					
	3540				
20					

URS
333 East Wetmore, Suite 400
Tucson, AZ 85705
520-887-1800
520-887-8438 (Fax)

BORING LOG: EM-U25

PROJECT: Voluntary Remediation Program
CLIENT: FMI
LOCATION: Sierrita
URS PROJECT #: 24096838

DRILLING CONTRACTOR: Johnson Envtl. Technologies
DRILLER: Scott Johnson
LOGGED BY: Kevin Walsh, Armando Jimenez
START DATE/TIME: 08/06/2008 10:56 AM
FINISH DATE/TIME: 08/06/2008 11:12 AM

LATITUDE (NAD83): 955504.28
LONGITUDE (NAD83): 316765.676

TOP OF GROUND ELEVATION (NAVD88): 3564.36 feet A.S.L.

COMMENTS:

RIG TYPE: Geoprobe
DRILLING METHOD: Direct Push Technology (DPT)
SAMPLING METHOD: Macro Core with PVC Sleeve

DEPTH BELOW SURFACE (FT)	ELEVATION (FT)	SAMPLE COLLECTED (Identification)	USCS	GRAPHIC	LITHOLOGIC DESCRIPTION AND REMARKS
		EM-U25-0-1			Silt with sand, sub-angular, dark yellowish brown (10yr 4/4), null odor, dry, HCL rxn, loose, null cementation, null plasticity, fine sand.
		EM-U25-1-3	ML		
				4.0'	
	3560				Granodiorite
5		EM-U25-5-5.5	NONE		
				5.5'	
					Refusal at 5.5 feet bgs.
	3555				
10					
	3550				
15					
	3545				
20					

REPORT TUSCON-ENVIRONMENTAL_SIERRITA_VRP | PROJECT S:\GINT6\WRES GINT\PROJECTS\TUCSON\FMI SIERRITA VRP BORING LOGS.GPJ | LIBRARY URS TUCSON V4.1.GLB | PRINTED 10/12/12

URS
333 East Wetmore, Suite 400
Tucson, AZ 85705
520-887-1800
520-887-8438 (Fax)

BORING LOG: RA-JS-01

PROJECT: Voluntary Remediation Program
CLIENT: FMI
LOCATION: Sierrita
URS PROJECT #: 24096838

DRILLING CONTRACTOR: Johnson Envtl. Technologies
DRILLER: Scott Johnson
LOGGED BY: Kevin Walsh, Armando Jimenez
START DATE/TIME: 08/07/2008 12:35 PM
FINISH DATE/TIME: 08/07/2008 12:57 PM

LATITUDE (NAD83): 953103.344
LONGITUDE (NAD83): 316563.577

TOP OF GROUND ELEVATION (NAVD88): 3619.32 feet A.S.L.

COMMENTS:

RIG TYPE: Geoprobe
DRILLING METHOD: Direct Push Technology (DPT)
SAMPLING METHOD: Macro Core with PVC Sleeve

DEPTH BELOW SURFACE (FT)	ELEVATION (FT)	SAMPLE COLLECTED (Identification)	USCS	GRAPHIC	LITHOLOGIC DESCRIPTION AND REMARKS
		RA-JS-01-0-1			Silty Clay, sub-angular, yellowish brown (10yr 5/6), null odor, slightly moist, HCL rxn, loose, null cementation, plastic, fines.
		RA-JS-01-1-3	CL		
				4.0'	
	3615				Silty Sand, sub-angular, brown (10yr 4/3), null odor, moist, null HCL rxn, loose, null cementation, null plasticity, fine sand.
5					
		RA-JS-01-5-7	SM		
				7.0'	
			NONE		Granodiorite with black staining.
				8.0'	
					Refusal at 8 feet bgs.
	3610				
10					
	3605				
15					
	3600				
20					

URS
333 East Wetmore, Suite 400
Tucson, AZ 85705
520-887-1800
520-887-8438 (Fax)

BORING LOG: RA-JS-02

PROJECT: Voluntary Remediation Program
CLIENT: FMI
LOCATION: Sierrita
URS PROJECT #: 24096838

DRILLING CONTRACTOR: Johnson Envtl. Technologies
DRILLER: Scott Johnson
LOGGED BY: Kevin Walsh, Armando Jimenez
START DATE/TIME: 08/11/2008 10:25 AM
FINISH DATE/TIME: 08/11/2008 12:50 PM

LATITUDE (NAD83): 953294.899
LONGITUDE (NAD83): 316577.929

TOP OF GROUND ELEVATION (NAVD88): 3611.45 feet A.S.L.

COMMENTS:

RIG TYPE: Hand Auger
DRILLING METHOD: Hand Auger
SAMPLING METHOD: NA

DEPTH BELOW SURFACE (FT)	ELEVATION (FT)	SAMPLE COLLECTED (Identification)	USCS	GRAPHIC	LITHOLOGIC DESCRIPTION AND REMARKS
		RA-JS-02-0-1 RA-JS-02-0-1D RA-JS-02-0-1MS RA-JS-02-0-1MSD	SM		Silty Sand, sub-angular, pale yellow (2.5y 7/4), null odor, dry, null HCL rxn, loose, null cementation, null plasticity, fine sand.
	3610	RA-JS-02-1-3 RA-JS-02-1-3D RA-JS-02-1-3MS RA-JS-02-1-3MSD	NONE	1.0'	Dark black material with hydrocarbon odor.
				3.0'	Transition to a sandy material.
5	3605			7.0'	Refusal at 7 feet bgs.
10	3600				
15	3595				
20					

URS
333 East Wetmore, Suite 400
Tucson, AZ 85705
520-887-1800
520-887-8438 (Fax)

BORING LOG: RA-JS-03

PROJECT: Voluntary Remediation Program
CLIENT: FMI
LOCATION: Sierrita
URS PROJECT #: 24096838

DRILLING CONTRACTOR: Johnson Envtl. Technologies
DRILLER: Scott Johnson
LOGGED BY: Kevin Walsh, Armando Jimenez
START DATE/TIME: 08/07/2008 09:08 AM
FINISH DATE/TIME: 08/07/2008 09:17 AM

LATITUDE (NAD83): 953418.797
LONGITUDE (NAD83): 316502.988

TOP OF GROUND ELEVATION (NAVD88): 3602.07 feet A.S.L.

COMMENTS:

RIG TYPE: Geoprobe
DRILLING METHOD: Direct Push Technology (DPT)
SAMPLING METHOD: Macro Core with PVC Sleeve

DEPTH BELOW SURFACE (FT)	ELEVATION (FT)	SAMPLE COLLECTED (Identification)	USCS	GRAPHIC	LITHOLOGIC DESCRIPTION AND REMARKS
		RA-JS-03-0-1	SM		Silty Sand, sub-angular, yellowish brown (10yr 5/4), null odor, wet, null HCL rxn, loose, null cementation, null plasticity, medium sand.
				1.0'	Granodiorite
	3600	RA-JS-03-1-3	NONE		
				4.0'	Refusal at 4 feet bgs.
5					
	3595				
10					
	3590				
15					
	3585				
20					

REPORT TUSCON-ENVIRONMENTAL_SIERRITA_VRP | PROJECTS:\GINT6\WRES GINT\PROJECTS\TUCSON\FMI SIERRITA VRP BORING LOGS.GPJ | LIBRARY URS TUCSON V4.1.GLB | PRINTED 10/12/12

URS
333 East Wetmore, Suite 400
Tucson, AZ 85705
520-887-1800
520-887-8438 (Fax)

BORING LOG: RA-JS-04

PROJECT: Voluntary Remediation Program
CLIENT: FMI
LOCATION: Sierrita
URS PROJECT #: 24096838

DRILLING CONTRACTOR: Johnson Envtl. Technologies
DRILLER: Scott Johnson
LOGGED BY: Kevin Walsh, Armando Jimenez
START DATE/TIME: 08/07/2008 08:37 AM
FINISH DATE/TIME: 08/07/2008 08:50 AM

LATITUDE (NAD83): 953311.478
LONGITUDE (NAD83): 316383.748

TOP OF GROUND ELEVATION (NAVD88): 3610.54 feet A.S.L.

COMMENTS:

RIG TYPE: Geoprobe
DRILLING METHOD: Direct Push Technology (DPT)
SAMPLING METHOD: Macro Core with PVC Sleeve

DEPTH BELOW SURFACE (FT)	ELEVATION (FT)	SAMPLE COLLECTED (Identification)	USCS	GRAPHIC	LITHOLOGIC DESCRIPTION AND REMARKS
	3610	RA-JS-04-0-1	NONE		Decomposed granite with silty sand, loose, dry.
		RA-JS-04-1-2.5			
				3.0'	Refusal at 3 feet bgs.
5	3605				
10	3600				
15	3595				
20	3590				

URS
333 East Wetmore, Suite 400
Tucson, AZ 85705
520-887-1800
520-887-8438 (Fax)

BORING LOG: RA-JS-05

PROJECT: Voluntary Remediation Program
CLIENT: FMI
LOCATION: Sierrita
URS PROJECT #: 24096838

DRILLING CONTRACTOR: Johnson Envtl. Technologies
DRILLER: Scott Johnson
LOGGED BY: Kevin Walsh, Armando Jimenez
START DATE/TIME: 08/07/2008 09:34 AM
FINISH DATE/TIME: 08/07/2008 09:46 AM

LATITUDE (NAD83): 953511.362
LONGITUDE (NAD83): 316403.533

TOP OF GROUND ELEVATION (NAVD88): 3600.11 feet A.S.L.

COMMENTS:

RIG TYPE: Geoprobe
DRILLING METHOD: Direct Push Technology (DPT)
SAMPLING METHOD: Macro Core with PVC Sleeve

DEPTH BELOW SURFACE (FT)	ELEVATION (FT)	SAMPLE COLLECTED (Identification)	USCS	GRAPHIC	LITHOLOGIC DESCRIPTION AND REMARKS
	3600	RA-JS-05-0-1	SM	1.5'	Silty Sand, sub-angular, yellowish brown (10yr 5/6), null odor, wet, null HCL, loose, null cementation, null plasticity, medium gravel.
		RA-JS-05-1-3	NONE	4.0'	Granodiorite with orange staining (10yr 6/8).
					Refusal at 4 feet bgs.
5	3595				
10	3590				
15	3585				
20	3580				

REPORT TUSCON-ENVIRONMENTAL_SIERRITA_VRP | PROJECTS:\GINT6\WRES GINT\PROJECTS\TUCSON\FMI SIERRITA VRP BORING LOGS.GPJ | LIBRARY URS TUCSON V4.1.GLB | PRINTED 10/12/12

URS
333 East Wetmore, Suite 400
Tucson, AZ 85705
520-887-1800
520-887-8438 (Fax)

BORING LOG: RA-SD-01

PROJECT: Voluntary Remediation Program
CLIENT: FMI
LOCATION: Sierrita
URS PROJECT #: 24096838

DRILLING CONTRACTOR: NA
DRILLER: NA
LOGGED BY: Kevin Walsh, Armando Jimenez
START DATE/TIME: 08/11/2008 09:50 AM
FINISH DATE/TIME: 08/11/2008 10:05 AM

LATITUDE (NAD83): 953222.773
LONGITUDE (NAD83): 316605.707

TOP OF GROUND ELEVATION (NAVD88): 3612.94 feet A.S.L.

COMMENTS:

RIG TYPE: Hand Auger
DRILLING METHOD: Hand Auger
SAMPLING METHOD: NA

DEPTH BELOW SURFACE (FT)	ELEVATION (FT)	SAMPLE COLLECTED (Identification)	USCS	GRAPHIC	LITHOLOGIC DESCRIPTION AND REMARKS
		RA-SD-01-0-1.5 RA-SD-01-0-1.5D RA-SD-01-0-1.5MS RA-SD-01-0-1.5MSD	ML		Silt with sand, sub-angular, brown (10yr 5/3), null odor, moist, null HCL rxn, loose, null cementation, null plasticity, fine sand.
		RA-SD-01-1.5-3 RA-SD-01-1.5-3D RA-SD-01-1.5-3MS RA-SD-01-1.5-3MSD	CH	2.0'	Sandy Clay, sub-angular, light yellowish brown (10yr 6/4), null odor, wet, null HCL rxn, loose, null cementation, slightly plasticity, fine sand. Black staining.
	3610			3.0'	Total depth = 3 feet bgs.
5					
	3605				
10					
	3600				
15					
	3595				
20					

URS
333 East Wetmore, Suite 400
Tucson, AZ 85705
520-887-1800
520-887-8438 (Fax)

BORING LOG: RA-SD-02

PROJECT: Voluntary Remediation Program
CLIENT: FMI
LOCATION: Sierrita
URS PROJECT #: 24096838

DRILLING CONTRACTOR: NA
DRILLER: NA
LOGGED BY: Kevin Walsh, Armando Jimenez
START DATE/TIME: 08/11/2008 09:00 AM
FINISH DATE/TIME: 08/11/2008 09:30 AM

LATITUDE (NAD83): 953176.614
LONGITUDE (NAD83): 316709.953

TOP OF GROUND ELEVATION (NAVD88): 3616.18 feet A.S.L.

COMMENTS:

RIG TYPE: Hand Auger
DRILLING METHOD: Hand Auger
SAMPLING METHOD: NA

DEPTH BELOW SURFACE (FT)	ELEVATION (FT)	SAMPLE COLLECTED (Identification)	USCS	GRAPHIC	LITHOLOGIC DESCRIPTION AND REMARKS
	3615	RA-SD-02-0-1.5 RA-SD-02-0-1.5D RA-SD-02-0-1.5MS RA-SD-02-0-1.5MSD RA-SD-02-1.5-3 RA-SD-02-1.5-3D RA-SD-02-1.5-3MS RA-SD-02-1.5-3MSD	SM		Silty Sand, sub-angular, yellowish brown (10yr 5/6), null odor, moist, null HCL rxn, loose, null cementation, null plasticity, fine sand.
			CH	2.5' 3.0'	Sandy Clay, sub-angular, yellowish brown (10yr 5/4), null odor, wet, null HCL rxn, loose, null cementation, plastic, fine sand.
					Total depth = 3 feet bgs.
5	3610				
10	3605				
15	3600				
20					

Appendix B

Soil and Sediment Analytical Data Packages

Appendix B
Soil and Sediment Analytical Data Packages
FMI Sierrita Voluntary Remediation Program
(Click On Sample Number or Laboratory ID In Index To Connect To Analytical Report)

ACZ Project No.	Sample No.	ACZ Lab ID	Site Location	Additional Analysis
L70511	CP-JS-03-0-1	L70511-01	CLEAR Plant	
	CP-JS-03-1-3	L70511-02	CLEAR Plant	
	CP-JS-03-5-7	L70511-03	CLEAR Plant	
	E-JS-02-0-1	L70511-04	E Pond	
	E-JS-02-1-3	L70511-05	E Pond	
	E-JS-01-0-1	L70511-06	E Pond	
	E-JS-01-1-3	L70511-07	E Pond	
	E-JS-01-5-7	L70511-08	E Pond	
	EV-JS-01-0-1	L70511-09	Evaporation Pond	
	EV-JS-01-1-3	L70511-10	Evaporation Pond	
L70512	CP-N08-1-3	L70512-01	CLEAR Plant	
	CP-N08-5-7	L70512-02	CLEAR Plant	
	CP-N08-10-11	L70512-03	CLEAR Plant	
	CP-O09-0-1	L70512-04	CLEAR Plant	
	CP-O09-1-3	L70512-05	CLEAR Plant	
	CP-O09-5-7	L70512-06	CLEAR Plant	
	CP-O09-10-12	L70512-07	CLEAR Plant	
	CP-O09-15-17	L70512-08	CLEAR Plant	
	CP-M04-0-1	L70512-09	CLEAR Plant	
	CP-M04-1-2.5	L70512-10	CLEAR Plant	
	CP-M04-5-5.4	L70512-11	CLEAR Plant	
	CP-O03-0-1	L70512-12	CLEAR Plant	
	CP-O03-1-3	L70512-13	CLEAR Plant	
	CP-M06-0-1	L70512-14	CLEAR Plant	
	CP-M06-1-3	L70512-15	CLEAR Plant	
	CP-JS-02-0-1	L70512-16	CLEAR Plant	
	CP-JS-02-1-3	L70512-17	CLEAR Plant	
	CP-N08-0-1	L70512-18	CLEAR Plant	
L70514	EV-JS-01-5-7	L70514-01	Evaporation Pond	
	EV-JS-02-0-1	L70514-02	Evaporation Pond	
	EV-JS-02-1-3	L70514-03	Evaporation Pond	
	EV-JS-02-5-7	L70514-04	Evaporation Pond	
L70543	CP-JS-01-0-1	L70543-01	CLEAR Plant	
	CP-JS-01-1-3	L70543-02	CLEAR Plant	
	CP-JS-01-5-7	L70543-03	CLEAR Plant	
	CP-JS-01-10-12	L70543-04	CLEAR Plant	
	CP-P04-0-1	L70543-05	CLEAR Plant	
	CP-P04-1-3	L70543-06	CLEAR Plant	
	CP-P05-0-1	L70543-07	CLEAR Plant	
	CP-P05-1-3	L70543-08	CLEAR Plant	

Appendix B
Soil and Sediment Analytical Data Packages
FMI Sierrita Voluntary Remediation Program
(Click On Sample Number or Laboratory ID In Index To Connect To Analytical Report)

ACZ Project No.	Sample No.	ACZ Lab ID	Site Location	Additional Analysis
L70544	CP-SD-01-0-1.5	L70544-01	CLEAR Plant	
	CP-SD-01-1.5-3.0	L70544-02	CLEAR Plant	
	CP-SD-02-0-1.5	L70544-03	CLEAR Plant	
	CP-SD-02-1.5-3.0	L70544-04	CLEAR Plant	
	CP-SD-06-0-1.5	L70544-05	CLEAR Plant	
	CP-SD-06-1.5-3.0	L70544-06	CLEAR Plant	
	CP-SD-05-0-1.5	L70544-07	CLEAR Plant	
	CP-SD-05-1.5-3.0	L70544-08	CLEAR Plant	
	CP-SD-03-0-1.5	L70544-09	CLEAR Plant	
	CP-SD-03-1.5-3.0	L70544-10	CLEAR Plant	
L70584	CP-P07-0-1	L70584-01	CLEAR Plant	
	CP-P07-1-3	L70584-02	CLEAR Plant	
	CP-P07-5-7	L70584-03	CLEAR Plant	
	CP-SD-04-0-1.5	L70584-04	CLEAR Plant	
	CP-SD-04-1.5-3.0	L70584-05	CLEAR Plant	
L70791	CP-Q09-0-1	L70791-01	CLEAR Plant	
	CP-Q09-1-3	L70791-02	CLEAR Plant	
	CP-SD-07-0-1.5	L70791-03	CLEAR Plant	
	CP-SD-07-1.5-3.0	L70791-04	CLEAR Plant	
	CP-P12-0-1	L70791-05	CLEAR Plant	
	CP-P12-1-3	L70791-06	CLEAR Plant	
	CP-SD-08-0-1.5	L70791-07	CLEAR Plant	
	CP-SD-08-1.5-3.0	L70791-08	CLEAR Plant	
	CP-SD-10-0-1.5	L70791-09	CLEAR Plant	
	CP-SD-10-1.5-3.0	L70791-10	CLEAR Plant	
	CP-SD-09-0-1.5	L70791-11	CLEAR Plant	
	CP-SD-09-1.5-3.0	L70791-12	CLEAR Plant	
	OD-SD-01-0-1.5	L70791-13	Old D Pond	
	OD-SD-01-1.5-3.0	L70791-14	Old D Pond	
	OD-SD-02-0-1.5	L70791-15	Old D Pond	
	OD-SD-02-1.5-3.0	L70791-16	Old D Pond	
	OD-SD-04-0-1.5	L70791-17	Old D Pond	Click Here To Connect To Level IV Analytical Report
	OD-SD-04-1.5-3.0	L70791-18	Old D Pond	
	OD-SD-03-0-1.5	L70791-19	Old D Pond	
	OD-SD-03-1.5-3.0	L70791-20	Old D Pond	
L70819	OD-SD-05-0-1.5	L70819-01	Old D Pond	
	OD-SD-05-1.5-3.0	L70819-02	Old D Pond	
	OD-SD-06-0-1.5	L70819-03	Old D Pond	
	OD-SD-06-1.5-3.0	L70819-04	Old D Pond	
	OD-JS-01-0-1	L70819-05	Old D Pond	

Appendix B
Soil and Sediment Analytical Data Packages
FMI Sierrita Voluntary Remediation Program
(Click On Sample Number or Laboratory ID In Index To Connect To Analytical Report)

ACZ Project No.	Sample No.	ACZ Lab ID	Site Location	Additional Analysis
	OD-JS-01-1-3	L70819-06	Old D Pond	
	OD-JS-02-0-1	L70819-07	Old D Pond	
	OD-JS-02-1-3	L70819-08	Old D Pond	
	OD-JS-02-5-7	L70819-09	Old D Pond	
	EM-C22-0-1	L70819-10	Esperanza Mill	
	EM-C22-1-3	L70819-11	Esperanza Mill	
	EM-C22-5-7	L70819-12	Esperanza Mill	
	EM-E24-0-1	L70819-13	Esperanza Mill	
	EM-E24-1-3	L70819-14	Esperanza Mill	
	EM-E24-5-7	L70819-15	Esperanza Mill	
L70909	EM-H22-0-1	L70909-01	Esperanza Mill	
	EM-H22-1-3	L70909-02	Esperanza Mill	
	EM-H22-5-7	L70909-03	Esperanza Mill	
	EM-K24-0-1	L70909-04	Esperanza Mill	
	EM-K24-1-3	L70909-05	Esperanza Mill	
	EM-K24-5-7	L70909-06	Esperanza Mill	
L70948	EM-JS-01-0-1	L70948-01	Esperanza Mill	
	EM-JS-01-1-3	L70948-02	Esperanza Mill	
	EM-JS-02-0-1	L70948-03	Laydown Yard	
	EM-JS-02-1-3	L70948-04	Laydown Yard	
	EM-M26-0-1	L70948-05	Esperanza Mill	
	EM-M26-1-3	L70948-06	Esperanza Mill	
	EM-M26-5-7	L70948-07	Esperanza Mill	
	C-JS-01-0-1	L70948-08	C Pond	
	C-JS-01-1-3	L70948-09	C Pond	
	C-JS-02-0-1	L70948-10	C Pond	
	C-JS-02-1-3	L70948-11	C Pond	
	C-JS-02-5-7	L70948-12	C Pond	
L70949	C-JS-03-0-1	L70949-01	C Pond	
	C-JS-03-1-3	L70949-02	C Pond	
	C-JS-03-5-7	L70949-03	C Pond	
	C-JS-03-10-12	L70949-04	C Pond	
	C-JS-03-15-17	L70949-05	C Pond	
	CS-JS-01-0-1	L70949-06	C Pond Spoils	
	CS-JS-01-1-3	L70949-07	C Pond Spoils	
	CS-JS-01-5-7	L70949-08	C Pond Spoils	
	CS-JS-01-10-12	L70949-09	C Pond Spoils	
	CS-JS-02-0-1	L70949-10	C Pond Spoils	
	CS-JS-02-1-3	L70949-11	C Pond Spoils	
	CS-JS-02-5-7	L70949-12	C Pond Spoils	

Appendix B
Soil and Sediment Analytical Data Packages
FMI Sierrita Voluntary Remediation Program
(Click On Sample Number or Laboratory ID In Index To Connect To Analytical Report)

ACZ Project No.	Sample No.	ACZ Lab ID	Site Location	Additional Analysis
	CS-JS-02-10-11	L70949-13	C Pond Spoils	
L7100	CS-JS-03-0-1	L71009-01	C Pond	
	CS-JS-03-1-3	L71009-02	C Pond	
	CS-JS-03-5-7	L71009-03	C Pond	
	CS-JS-03-10-12	L71009-04	C Pond	
	C-JS-04-0-1	L71009-05	C Pond	
	C-JS-04-1-3	L71009-06	C Pond	
	C-JS-04-5-7	L71009-07	C Pond	
	C-JS-04-10-12	L71009-08	C Pond	
	C-JS-04-15-16	L71009-09	C Pond	
	C-JS-05-0-1	L71009-10	C Pond	
	C-JS-05-1-3	L71009-11	C Pond	
L71011	CS-JS-04-0-1	L71011-01	C Pond Spoils	
	CS-JS-04-1-3	L71011-02	C Pond Spoils	
	CS-JS-04-5-7	L71011-03	C Pond Spoils	
	EM-X26-0-1	L71011-04	Esperanza Mill	
	EM-X26-1-3	L71011-05	Esperanza Mill	
	EM-X26-5-7	L71011-06	Esperanza Mill	
	EM-U25-0-1	L71011-07	C Pond Spoils	
	EM-U25-1-3	L71011-08	C Pond Spoils	
	EM-U25-5-5.5	L71011-09	C Pond Spoils	
	EM-N29-0-1	L71011-10	Esperanza Mill	
	EM-N29-1-3	L71011-11	Esperanza Mill	
L71041	EM-G27-0-1	L71041-01	Esperanza Mill	
	EM-G27-1-3	L71041-02	Esperanza Mill	
	RA-JS-04-0-1	L71041-03	Raffinate Pond	
	RA-JS-04-1-2.5	L71041-04	Raffinate Pond	
	RA-JS-03-0-1	L71041-05	Raffinate Pond	
	RA-JS-03-1-3	L71041-06	Raffinate Pond	
	RA-JS-05-0-1	L71041-07	Raffinate Pond	
	RA-JS-05-1-3	L71041-08	Raffinate Pond	
	EM-P24-0-1	L71041-09	Esperanza Mill	
	EM-P24-1-3	L71041-10	Esperanza Mill	
	EM-P24-10-11	L71041-11	Esperanza Mill	
	RA-JS-01-0-1	L71041-12	Raffinate Pond	
	RA-JS-01-1-3	L71041-13	Raffinate Pond	
	RA-JS-01-5-7	L71041-14	Raffinate Pond	
	EM-P24-5-7	L71041-15	Esperanza Mill	
L71083	RA-SD-02-0-1.5/D/MS/	L71083-01	Raffinate Pond	
	RA-SD-02-1.5-3.0/D/M	L71083-02	Raffinate Pond	

Appendix B
Soil and Sediment Analytical Data Packages
FMI Sierrita Voluntary Remediation Program
(Click On Sample Number or Laboratory ID In Index To Connect To Analytical Report)

ACZ Project No.	Sample No.	ACZ Lab ID	Site Location	Additional Analysis
	RA-SD-01-0-1.5/D/MS/	L71083-03	Raffinate Pond	
L71084	RA-SD-01-1.5-3.0/D/M	L71084-01	Raffinate Pond	
	RA-JS-02-0-1/D/MS/MS	L71084-02	Raffinate Pond	
	RA-JS-02-1-3/D/MS/MS	L71084-03	Raffinate Pond	
	RA-JS-02-5-7	L71084-04	Raffinate Pond	
	RA-JS-02-5-7D	L71084-05	Raffinate Pond	
L71134	RP-JS-02-0-1	L71134-01	Rhenium Ponds	
	RP-JS-02-1-3	L71134-02	Rhenium Ponds	
	RP-JS-02-1-3D	L71134-03	Rhenium Ponds	
	RP-JS-02-5-7	L71134-04	Rhenium Ponds	
	RP-JS-02-10-12	L71134-05	Rhenium Ponds	
	RP-JS-02-15-17	L71134-06	Rhenium Ponds	
	RP-JS-01-0-1	L71134-07	Rhenium Ponds	
	RP-JS-01-1-3	L71134-08	Rhenium Ponds	
	RP-JS-01-1-3D	L71134-09	Rhenium Ponds	
	RP-JS-01-5-7	L71134-10	Rhenium Ponds	
	RP-JS-01-10-12	L71134-11	Rhenium Ponds	
	RP-JS-01-15-17	L71134-12	Rhenium Ponds	
	EM-JS-08-0-1	L71134-13	Laydown Yard	
	EM-JS-08-1-3	L71134-14	Laydown Yard	Click Here To Connect To Level IV Analytical Report
	EM-JS-08-1-3D	L71134-15	Laydown Yard	
	EM-JS-08-5-7	L71134-16	Laydown Yard	
	EM-JS-08-10-12	L71134-17	Laydown Yard	
L71174	Equip-1	L71174-01	Equipment Blank	
L71176	EM-JS-06-0-1	L71176-01	Laydown Yard	
	EM-JS-06-1-3	L71176-02	Laydown Yard	
	EM-JS-06-5-7	L71176-03	Laydown Yard	
	EM-JS-06-10-11	L71176-04	Laydown Yard	
	EM-JS-07-0-1	L71176-05	Laydown Yard	
	EM-JS-07-1-3	L71176-06	Laydown Yard	
	EM-JS-07-5-7	L71176-07	Laydown Yard	
	EM-JS-07-10-12	L71176-08	Laydown Yard	
	EM-JS-07-15-16	L71176-09	Laydown Yard	
L71473	CP-JS-04-0-1	L71473-01	Clear Plant	
	CP-JS-04-1-3	L71473-02	Clear Plant	
	CP-JS-04-5-7	L71473-03	Clear Plant	
	CP-JS-04-10-12	L71473-04	Clear Plant	
	CP-JS-04-15-17	L71473-05	Clear Plant	
	CP-JS-04-20	L71473-06	Clear Plant	
	OD-JS-03-0-1	L71473-07	Old D Pond	

Appendix B
Soil and Sediment Analytical Data Packages
FMI Sierrita Voluntary Remediation Program
(Click On Sample Number or Laboratory ID In Index To Connect To Analytical Report)

ACZ Project No.	Sample No.	ACZ Lab ID	Site Location	Additional Analysis
	OD-JS-03-1-3	L71473-08	Old D Pond	
	OD-JS-03-1-3D	L71473-09	Old D Pond	
	CS-JS-05-0-1	L71473-10	C Pond Spoils	
	CS-JS-05-1-3	L71473-11	C Pond Spoils	
	CS-JS-05-1-3D	L71473-12	C Pond Spoils	
	CS-JS-06-0-1	L71473-13	C Pond Spoils	
	CS-JS-06-1-3	L71473-14	C Pond Spoils	
L71687	C-JS-05-0-1	L71687-01	C Pond	SPLP Lead
	C-JS-05-1-3	L71687-02	C Pond	SPLP Lead
	EM-JS-07-10-12	L71687-03	Esperanza Mill	Hexavalent Chromium
	EM-JS-07-15-16	L71687-04	Esperanza Mill	Hexavalent Chromium
	EM-JS-08-5-7	L71687-05	Esperanza Mill	SPLP Lead, Hex. Chromium
	EM-JS-08-10-12	L71687-06	Esperanza Mill	SPLP Lead Hexavalent Chromium
L71753	RA-JS-02-1-3	L71753-01	Raffinate Pond	SPLP Lead
	RA-JS-02-5-7	L71753-02	Raffinate Pond	Hexavalent Chromium
	RA-JS-02-5-7D	L71753-03	Raffinate Pond	Hexavalent Chromium
L72198	ET-SB01-0-20	L72198-01	Esperanza Tailing	
	ET-SB01-20-40	L72198-02	Esperanza Tailing	
	ET-SB01-40-60	L72198-03	Esperanza Tailing	
	ET-SB01-60-80	L72198-04	Esperanza Tailing	
	ET-SB01-80-100	L72198-05	Esperanza Tailing	
	ET-SB02-0-20	L72198-06	Esperanza Tailing	
	ET-SB02-20-40	L72198-07	Esperanza Tailing	
	ET-SB02-40-50	L72198-08	Esperanza Tailing	
	ET-SB02-50-60	L72198-09	Esperanza Tailing	
	ET-SB02-60-80	L72198-10	Esperanza Tailing	
	ET-SB02-80-100	L72198-11	Esperanza Tailing	
	ST-SB01-200-220	L72198-12	Esperanza Tailing	
	ST-SB01-220-235.5	L72198-13	Esperanza Tailing	
	ST-SB01-237-255.5	L72198-14	Esperanza Tailing	
L72199	ST-SB01-0-20	L72199-01	Sierrita Tailing	
	ST-SB01-20-40	L72199-02	Sierrita Tailing	
	ST-SB01-40-60	L72199-03	Sierrita Tailing	
	ST-SB01-60-80	L72199-04	Sierrita Tailing	
	ST-SB01-80-100	L72199-05	Sierrita Tailing	
	ST-SB01-100-120	L72199-06	Sierrita Tailing	
	ST-SB01-120-140	L72199-07	Sierrita Tailing	
	ST-SB01-140-160	L72199-08	Sierrita Tailing	
	ST-SB01-160-180	L72199-09	Sierrita Tailing	

Appendix B
Soil and Sediment Analytical Data Packages
FMI Sierrita Voluntary Remediation Program
(Click On Sample Number or Laboratory ID In Index To Connect To Analytical Report)

ACZ Project No.	Sample No.	ACZ Lab ID	Site Location	Additional Analysis
	ST-SB01-180-200	L72199-10	Sierrita Tailing	
L72200	Roll-Off Bins 885-91	L72200-01	Roll-Off Bin	
L72397	ST-SB03-200-210	L72397-01	Sierrita Tailing	
	ST-SB04-0-20	L72397-02	Sierrita Tailing	
	ST-SB04-20-40	L72397-03	Sierrita Tailing	
	ST-SB04-40-60	L72397-04	Sierrita Tailing	
	ST-SB04-60-80	L72397-05	Sierrita Tailing	
	ST-SB04-80-100	L72397-06	Sierrita Tailing	
	ST-SB04-100-120	L72397-07	Sierrita Tailing	
	ST-SB04-120-140	L72397-08	Sierrita Tailing	
	ST-SB03-0-20	L72397-09	Sierrita Tailing	
	ST-SB03-20-40	L72397-10	Sierrita Tailing	
	ST-SB03-40-60	L72397-11	Sierrita Tailing	
	ST-SB03-60-80	L72397-12	Sierrita Tailing	
	ST-SB03-80-100	L72397-13	Sierrita Tailing	
	ST-SB03-100-120	L72397-14	Sierrita Tailing	
	ST-SB03-120-140	L72397-15	Sierrita Tailing	
	ST-SB03-140-160	L72397-16	Sierrita Tailing	
	ST-SB03-160-180	L72397-17	Sierrita Tailing	
	ST-SB03-180-200	L72397-18	Sierrita Tailing	
L72452	RA-SD-02-0-1.5D	L72452-01	Raffinate Pond	
	RA-SD-02-1.5-3.0D	L72452-02	Raffinate Pond	
	RA-SD-01-0-1.5D	L72452-03	Raffinate Pond	
	RA-SD-01-1.5-3.0D	L72452-04	Raffinate Pond	
	RA-JS-02-0-1D	L72452-05	Raffinate Pond	
	RA-JS-02-1-3D	L72452-06	Raffinate Pond	
L72871	ST-SB06-0-20	L72871-01	Sierrita Tailing	
	ST-SB06-20-40	L72871-02	Sierrita Tailing	
	ST-SB06-40-60	L72871-03	Sierrita Tailing	
	ST-SB06-60-80	L72871-04	Sierrita Tailing	
	ST-SB06-80-100	L72871-05	Sierrita Tailing	
	ST-SB06-100-120	L72871-06	Sierrita Tailing	
	ST-SB06-120-140	L72871-07	Sierrita Tailing	
	ST-SB06-140-160	L72871-08	Sierrita Tailing	
	ST-SB06-160-180	L72871-09	Sierrita Tailing	
	ST-SB06-180-200	L72871-10	Sierrita Tailing	
	ST-SB06-200-220	L72871-11	Sierrita Tailing	
	ST-SB06-220-240	L72871-12	Sierrita Tailing	
	ST-SB06-240-260	L72871-13	Sierrita Tailing	
	ST-SB06-260-280	L72871-14	Sierrita Tailing	

Appendix B
Soil and Sediment Analytical Data Packages
FMI Sierrita Voluntary Remediation Program
(Click On Sample Number or Laboratory ID In Index To Connect To Analytical Report)

ACZ Project No.	Sample No.	ACZ Lab ID	Site Location	Additional Analysis
	ST-SB06-280-300	L72871-15	Sierrita Tailing	Click Here To Connect To Level IV Analytical Report
	ST-SB06-300-320	L72871-16	Sierrita Tailing	
	ST-SB06-200-320D	L72871-17	Sierrita Tailing	
	ST-SB06-260-280MSD	L72871-18	Sierrita Tailing	
L73011	EM-JS-02-1-3	L73011-01	Esperanza Mill	SPLP Lead
	CS-JS-01-0-1	L73011-02	C Pond Spoils	Hexavalent Chromium
	CS-JS-02-10-11	L73011-03	C Pond Spoils	SPLP Lead
	EM-JS-08-5-7	L73011-04	Esperanza Mill	Hexavalent Chromium
L73087	ST-SB03 160-180 DUP	L73087-01	Sierrita Tailing	
	ST-SB04 100-120 DUP	L73087-02	Sierrita Tailing	
	ET-SB02 60-80 DUP	L73087-03	Esperanza Tailing	

ACZ Laboratories, Inc.
2773 Downhill Drive Steamboat Springs, CO 80487 (800) 334-5493

Analytical Report

August 01, 2008

Report to:
Ned Hall
FMI Gold & Copper - Sierrita
P.O. Box 527 6200 W. Duval Mine Rd.
Green Valley, AZ 85622-0527

Bill to:
Accounts Payable
FMI Gold & Copper - Sierrita
P.O. Box 2671
Phoenix, AZ 85002-2671

cc: Steve Vaughn

Project ID: OJ07R9
ACZ Project ID: L70511

Ned Hall:

Enclosed are the analytical results for sample(s) submitted to ACZ Laboratories, Inc. (ACZ) on July 16, 2008. This project has been assigned to ACZ's project number, L70511. Please reference this number in all future inquiries.

All analyses were performed according to ACZ's Quality Assurance Plan, version 12.0. The enclosed results relate only to the samples received under L70511. Each section of this report has been reviewed and approved by the appropriate Laboratory Supervisor, or a qualified substitute.

Except as noted, the test results for the methods and parameters listed on ACZ's current NELAC certificate letter (#ACZ) meet all requirements of NELAC.

This report shall be used or copied only in its entirety. ACZ is not responsible for the consequences arising from the use of a partial report.

All samples and sub-samples associated with this project will be disposed of after September 01, 2008. If the samples are determined to be hazardous, additional charges apply for disposal (typically less than $10/sample). If you would like the samples to be held longer than ACZ's stated policy or to be returned, please contact your Project Manager or Customer Service Representative for further details and associated costs. ACZ retains analytical reports for five years.

If you have any questions or other needs, please contact your Project Manager.

Sue Webber has reviewed and approved this report.

FMI Gold Copper - Sierrita

August 01, 2008

Project ID: OJ07R9
ACZ Project ID: L70511

Sample Receipt

ACZ Laboratories, Inc. (ACZ) received 10 soil samples from FMI Gold & Copper - Sierrita on July 16, 2008. The samples were received in good condition. Upon receipt, the sample custodian removed the samples from the cooler, inspected the contents, and logged the samples into ACZ's computerized Laboratory Information Management System (LIMS). The samples were assigned ACZ LIMS project number L70511. The custodian verified the sample information entered into the computer against the chain of custody (COC) forms and sample bottle labels.

Holding Times

All analyses were performed within EPA recommended holding times.

Sample Analysis

These samples were analyzed for inorganic parameters. The individual methods are referenced on both, the ACZ invoice and the analytical reports. The following anomaly required further explanation not provided by the Extended Qualifier Report:

1. For Arsenic and Selenium LCSS/LCSSD values flagged with an "E6" in the QC Summary, one of the internal standards was out of control limits. No further action was taken since the LCSS samples were within control limits.

ACZ Laboratories, Inc.
2773 Downhill Drive Steamboat Springs, CO 80487 (800) 334-5493

Inorganic Analytical Results

FMI Gold & Copper - Sierrita
Project ID: OJ07R9
Sample ID: CP-JS-03-0-1

ACZ Sample ID: ***L70511-01***
Date Sampled: *07/14/08 09:00*
Date Received: *07/16/08*
Sample Matrix: *Soil*

Metals Analysis

Parameter	EPA Method	Result	Qual	XQ	Units	MDL	PQL	Date	Analyst
Antimony, total (3050)	M6020 ICP-MS		U	*	mg/Kg	0.2	1	07/29/08 17:27	msh
Arsenic, total (3050)	M6020 ICP-MS	3.3			mg/Kg	0.3	0.5	07/29/08 17:27	msh
Barium, total (3050)	M6010B ICP	164		*	mg/Kg	0.3	2	07/23/08 23:24	aeh
Beryllium, total (3050)	M6010B ICP	0.3	B		mg/Kg	0.2	1	07/23/08 23:24	aeh
Cadmium, total (3050)	M6010B ICP	0.7	B		mg/Kg	0.5	2	07/23/08 23:24	aeh
Chromium, total (3050)	M6010B ICP	7			mg/Kg	1	5	07/23/08 23:24	aeh
Cobalt, total (3050)	M6010B ICP	11		*	mg/Kg	1	5	07/23/08 23:24	aeh
Copper, total (3050)	M6010B ICP	1700		*	mg/Kg	1	5	07/23/08 23:24	aeh
Lead, total (3050)	M6020 ICP-MS	24.50			mg/Kg	0.05	0.3	07/29/08 17:27	msh
Manganese, total (3050)	M6010B ICP	456		*	mg/Kg	0.5	3	07/23/08 23:24	aeh
Mercury, total	M7471A CVAA		U		mg/Kg	0.04	0.2	07/21/08 20:07	jws
Molybdenum, total (3050)	M6010B ICP	75		*	mg/Kg	1	5	07/23/08 23:24	aeh
Nickel, total (3050)	M6010B ICP	15		*	mg/Kg	1	5	07/23/08 23:24	aeh
Selenium, total (3050)	M6020 ICP-MS	0.67		*	mg/Kg	0.05	0.3	07/31/08 8:08	erf/msh
Thallium, total (3050)	M6020 ICP-MS	0.29	B	*	mg/Kg	0.05	0.3	07/29/08 17:27	msh
Uranium, total (3050)	M6020 ICP-MS	4.29		*	mg/Kg	0.05	0.3	07/29/08 17:27	msh
Zinc, total (3050)	M6010B ICP	158			mg/Kg	1	5	07/23/08 23:24	aeh

Soil Analysis

Parameter	EPA Method	Result	Qual	XQ	Units	MDL	PQL	Date	Analyst
Solids, Percent	CLPSOW390, PART F, D-98	94.9		*	%	0.1	0.5	07/16/08 17:32	mjc

Soil Preparation

Parameter	EPA Method	Result	Qual	XQ	Units	MDL	PQL	Date	Analyst
Air Dry at 34 Degrees C	USDA No. 1, 1972			*				07/16/08 16:30	brd/bjl
Digestion - Hot Plate	M3050B ICP-MS							07/19/08 4:04	brd
Sieve-2000 um (2.0mm)	ASA No.9, 15-4.2.2			*				07/18/08 10:00	brd/lwt

Arizona license number: AZ0102

** Please refer to Qualifier Reports for details.*

ACZ Laboratories, Inc.
2773 Downhill Drive Steamboat Springs, CO 80487 (800) 334-5493

Inorganic Analytical Results

FMI Gold & Copper - Sierrita
Project ID: OJ07R9
Sample ID: CP-JS-03-1-3

ACZ Sample ID: ***L70511-02***
Date Sampled: *07/14/08 09:00*
Date Received: *07/16/08*
Sample Matrix: *Soil*

Metals Analysis

Parameter	EPA Method	Result	Qual	XQ	Units	MDL	PQL	Date	Analyst
Antimony, total (3050)	M6020 ICP-MS		U	*	mg/Kg	0.2	1	07/29/08 17:40	msh
Arsenic, total (3050)	M6020 ICP-MS	2.0			mg/Kg	0.3	0.5	07/29/08 17:40	msh
Barium, total (3050)	M6010B ICP	189		*	mg/Kg	0.3	2	07/23/08 23:39	aeh
Beryllium, total (3050)	M6010B ICP	0.2	B		mg/Kg	0.2	1	07/23/08 23:39	aeh
Cadmium, total (3050)	M6010B ICP		U		mg/Kg	0.5	2	07/23/08 23:39	aeh
Chromium, total (3050)	M6010B ICP	9			mg/Kg	1	5	07/23/08 23:39	aeh
Cobalt, total (3050)	M6010B ICP	12		*	mg/Kg	1	5	07/23/08 23:39	aeh
Copper, total (3050)	M6010B ICP	888		*	mg/Kg	1	5	07/23/08 23:39	aeh
Lead, total (3050)	M6020 ICP-MS	13.00			mg/Kg	0.05	0.3	07/29/08 17:40	msh
Manganese, total (3050)	M6010B ICP	456		*	mg/Kg	0.5	3	07/23/08 23:39	aeh
Mercury, total	M7471A CVAA		U		mg/Kg	0.04	0.2	07/21/08 20:14	jws
Molybdenum, total (3050)	M6010B ICP	20		*	mg/Kg	1	5	07/23/08 23:39	aeh
Nickel, total (3050)	M6010B ICP	15		*	mg/Kg	1	5	07/23/08 23:39	aeh
Selenium, total (3050)	M6020 ICP-MS	0.31		*	mg/Kg	0.05	0.3	07/31/08 8:22	erf/msh
Thallium, total (3050)	M6020 ICP-MS	0.22	B	*	mg/Kg	0.05	0.3	07/29/08 17:40	msh
Uranium, total (3050)	M6020 ICP-MS	3.96		*	mg/Kg	0.05	0.3	07/29/08 17:40	msh
Zinc, total (3050)	M6010B ICP	129			mg/Kg	1	5	07/23/08 23:39	aeh

Soil Analysis

Parameter	EPA Method	Result	Qual	XQ	Units	MDL	PQL	Date	Analyst
Solids, Percent	CLPSOW390, PART F, D-98	97.4		*	%	0.1	0.5	07/16/08 18:35	mjc

Soil Preparation

Parameter	EPA Method	Result	Qual	XQ	Units	MDL	PQL	Date	Analyst
Air Dry at 34 Degrees C	USDA No. 1, 1972			*				07/16/08 16:36	brd/bjl
Digestion - Hot Plate	M3050B ICP-MS							07/19/08 19:08	brd
Sieve-2000 um (2.0mm)	ASA No.9, 15-4.2.2			*				07/18/08 10:03	brd/lwt

Arizona license number: AZ0102

** Please refer to Qualifier Reports for details.*

ACZ Laboratories, Inc.
2773 Downhill Drive Steamboat Springs, CO 80487 (800) 334-5493

Inorganic Analytical Results

FMI Gold & Copper - Sierrita
Project ID: OJ07R9
Sample ID: CP-JS-03-5-7

ACZ Sample ID: ***L70511-03***
Date Sampled: *07/14/08 09:07*
Date Received: *07/16/08*
Sample Matrix: *Soil*

Metals Analysis

Parameter	EPA Method	Result	Qual	XQ	Units	MDL	PQL	Date	Analyst
Antimony, total (3050)	M6020 ICP-MS		U	*	mg/Kg	0.2	1	07/29/08 18:00	msh
Arsenic, total (3050)	M6020 ICP-MS	2.0			mg/Kg	0.3	0.5	07/29/08 18:00	msh
Barium, total (3050)	M6010B ICP	205		*	mg/Kg	0.3	2	07/23/08 23:42	aeh
Beryllium, total (3050)	M6010B ICP	0.4	B		mg/Kg	0.2	1	07/23/08 23:42	aeh
Cadmium, total (3050)	M6010B ICP		U		mg/Kg	0.5	2	07/23/08 23:42	aeh
Chromium, total (3050)	M6010B ICP	8			mg/Kg	1	5	07/23/08 23:42	aeh
Cobalt, total (3050)	M6010B ICP	11		*	mg/Kg	1	5	07/23/08 23:42	aeh
Copper, total (3050)	M6010B ICP	1680		*	mg/Kg	1	5	07/23/08 23:42	aeh
Lead, total (3050)	M6020 ICP-MS	5.98			mg/Kg	0.05	0.3	07/29/08 18:00	msh
Manganese, total (3050)	M6010B ICP	496		*	mg/Kg	0.5	3	07/23/08 23:42	aeh
Mercury, total	M7471A CVAA		U		mg/Kg	0.04	0.2	07/21/08 20:17	jws
Molybdenum, total (3050)	M6010B ICP	26		*	mg/Kg	1	5	07/23/08 23:42	aeh
Nickel, total (3050)	M6010B ICP	13		*	mg/Kg	1	5	07/23/08 23:42	aeh
Selenium, total (3050)	M6020 ICP-MS	0.44			mg/Kg	0.05	0.3	07/29/08 18:00	msh
Thallium, total (3050)	M6020 ICP-MS	0.49		*	mg/Kg	0.05	0.3	07/29/08 18:00	msh
Uranium, total (3050)	M6020 ICP-MS	5.27		*	mg/Kg	0.05	0.3	07/29/08 18:00	msh
Zinc, total (3050)	M6010B ICP	78			mg/Kg	1	5	07/23/08 23:42	aeh

Soil Analysis

Parameter	EPA Method	Result	Qual	XQ	Units	MDL	PQL	Date	Analyst
Solids, Percent	CLPSOW390, PART F, D-98	95.6		*	%	0.1	0.5	07/16/08 19:38	mjc

Soil Preparation

Parameter	EPA Method	Result	Qual	XQ	Units	MDL	PQL	Date	Analyst
Air Dry at 34 Degrees C	USDA No. 1, 1972			*				07/16/08 16:43	brd/bjl
Digestion - Hot Plate	M3050B ICP-MS							07/20/08 10:12	brd
Sieve-2000 um (2.0mm)	ASA No.9, 15-4.2.2			*				07/18/08 10:07	brd/lwt

Arizona license number: AZ0102

** Please refer to Qualifier Reports for details.*

ACZ Laboratories, Inc.
2773 Downhill Drive Steamboat Springs, CO 80487 (800) 334-5493

Inorganic Analytical Results

FMI Gold & Copper - Sierrita
Project ID: OJ07R9
Sample ID: E-JS-02-0-1

ACZ Sample ID: ***L70511-04***
Date Sampled: *07/14/08 10:33*
Date Received: *07/16/08*
Sample Matrix: *Soil*

Metals Analysis

Parameter	EPA Method	Result	Qual	XQ	Units	MDL	PQL	Date	Analyst
Antimony, total (3050)	M6020 ICP-MS	0.3	B	*	mg/Kg	0.2	1	07/29/08 18:20	msh
Arsenic, total (3050)	M6020 ICP-MS	3.0			mg/Kg	0.3	0.5	07/29/08 18:20	msh
Barium, total (3050)	M6010B ICP	183		*	mg/Kg	0.3	2	07/23/08 23:46	aeh
Beryllium, total (3050)	M6010B ICP	0.3	B		mg/Kg	0.2	1	07/23/08 23:46	aeh
Cadmium, total (3050)	M6010B ICP	0.5	B		mg/Kg	0.5	2	07/23/08 23:46	aeh
Chromium, total (3050)	M6010B ICP	7			mg/Kg	1	5	07/23/08 23:46	aeh
Cobalt, total (3050)	M6010B ICP	10		*	mg/Kg	1	5	07/23/08 23:46	aeh
Copper, total (3050)	M6010B ICP	1160		*	mg/Kg	1	5	07/23/08 23:46	aeh
Lead, total (3050)	M6020 ICP-MS	83.50			mg/Kg	0.05	0.3	07/29/08 18:20	msh
Manganese, total (3050)	M6010B ICP	408		*	mg/Kg	0.5	3	07/23/08 23:46	aeh
Mercury, total	M7471A CVAA		U		mg/Kg	0.04	0.2	07/21/08 20:19	jws
Molybdenum, total (3050)	M6010B ICP	138		*	mg/Kg	1	5	07/23/08 23:46	aeh
Nickel, total (3050)	M6010B ICP	15		*	mg/Kg	1	5	07/23/08 23:46	aeh
Selenium, total (3050)	M6020 ICP-MS	0.57			mg/Kg	0.05	0.3	07/29/08 18:20	msh
Thallium, total (3050)	M6020 ICP-MS	0.21	B	*	mg/Kg	0.05	0.3	07/29/08 18:20	msh
Uranium, total (3050)	M6020 ICP-MS	3.62		*	mg/Kg	0.05	0.3	07/29/08 18:20	msh
Zinc, total (3050)	M6010B ICP	98			mg/Kg	1	5	07/23/08 23:46	aeh

Soil Analysis

Parameter	EPA Method	Result	Qual	XQ	Units	MDL	PQL	Date	Analyst
Solids, Percent	CLPSOW390, PART F, D-98	96.3		*	%	0.1	0.5	07/16/08 21:44	mjc

Soil Preparation

Parameter	EPA Method	Result	Qual	XQ	Units	MDL	PQL	Date	Analyst
Air Dry at 34 Degrees C	USDA No. 1, 1972			*				07/16/08 16:50	brd/bjl
Digestion - Hot Plate	M3050B ICP-MS							07/20/08 15:14	brd
Sieve-2000 um (2.0mm)	ASA No.9, 15-4.2.2			*				07/18/08 10:11	brd/lwt

Arizona license number: AZ0102

** Please refer to Qualifier Reports for details.*

ACZ Laboratories, Inc.
2773 Downhill Drive Steamboat Springs, CO 80487 (800) 334-5493

Inorganic Analytical Results

FMI Gold & Copper - Sierrita
Project ID: OJ07R9
Sample ID: E-JS-02-1-3

ACZ Sample ID: ***L70511-05***
Date Sampled: *07/14/08 10:33*
Date Received: *07/16/08*
Sample Matrix: *Soil*

Metals Analysis

Parameter	EPA Method	Result	Qual	XQ	Units	MDL	PQL	Date	Analyst
Antimony, total (3050)	M6020 ICP-MS		U	*	mg/Kg	0.2	1	07/29/08 18:27	msh
Arsenic, total (3050)	M6020 ICP-MS	4.0			mg/Kg	0.3	0.5	07/29/08 18:27	msh
Barium, total (3050)	M6010B ICP	75.1		*	mg/Kg	0.3	2	07/23/08 23:56	aeh
Beryllium, total (3050)	M6010B ICP	0.5	B		mg/Kg	0.2	1	07/23/08 23:56	aeh
Cadmium, total (3050)	M6010B ICP		U		mg/Kg	0.5	2	07/23/08 23:56	aeh
Chromium, total (3050)	M6010B ICP	6			mg/Kg	1	5	07/23/08 23:56	aeh
Cobalt, total (3050)	M6010B ICP	8		*	mg/Kg	1	5	07/23/08 23:56	aeh
Copper, total (3050)	M6010B ICP	1290		*	mg/Kg	1	5	07/23/08 23:56	aeh
Lead, total (3050)	M6020 ICP-MS	10.20			mg/Kg	0.05	0.3	07/29/08 18:27	msh
Manganese, total (3050)	M6010B ICP	719		*	mg/Kg	0.5	3	07/23/08 23:56	aeh
Mercury, total	M7471A CVAA		U		mg/Kg	0.04	0.2	07/21/08 20:22	jws
Molybdenum, total (3050)	M6010B ICP	98		*	mg/Kg	1	5	07/23/08 23:56	aeh
Nickel, total (3050)	M6010B ICP	12		*	mg/Kg	1	5	07/23/08 23:56	aeh
Selenium, total (3050)	M6020 ICP-MS	0.67			mg/Kg	0.05	0.3	07/29/08 18:27	msh
Thallium, total (3050)	M6020 ICP-MS		U	*	mg/Kg	0.05	0.3	07/29/08 18:27	msh
Uranium, total (3050)	M6020 ICP-MS	9.68		*	mg/Kg	0.05	0.3	07/29/08 18:27	msh
Zinc, total (3050)	M6010B ICP	87			mg/Kg	1	5	07/23/08 23:56	aeh

Soil Analysis

Parameter	EPA Method	Result	Qual	XQ	Units	MDL	PQL	Date	Analyst
Solids, Percent	CLPSOW390, PART F, D-98	97.6		*	%	0.1	0.5	07/16/08 22:46	mjc

Soil Preparation

Parameter	EPA Method	Result	Qual	XQ	Units	MDL	PQL	Date	Analyst
Air Dry at 34 Degrees C	USDA No. 1, 1972			*				07/16/08 16:57	brd/bjl
Digestion - Hot Plate	M3050B ICP-MS							07/20/08 20:15	brd
Sieve-2000 um (2.0mm)	ASA No.9, 15-4.2.2			*				07/18/08 10:15	brd/lwt

Arizona license number: AZ0102

** Please refer to Qualifier Reports for details.*

ACZ Laboratories, Inc.
2773 Downhill Drive Steamboat Springs, CO 80487 (800) 334-5493

Inorganic Analytical Results

FMI Gold & Copper - Sierrita
Project ID: OJ07R9
Sample ID: E-JS-01-0-1

ACZ Sample ID: ***L70511-06***
Date Sampled: *07/14/08 10:58*
Date Received: *07/16/08*
Sample Matrix: *Soil*

Metals Analysis

Parameter	EPA Method	Result	Qual	XQ	Units	MDL	PQL	Date	Analyst
Antimony, total (3050)	M6020 ICP-MS	0.3	B	*	mg/Kg	0.2	1	07/29/08 18:34	msh
Arsenic, total (3050)	M6020 ICP-MS	2.9			mg/Kg	0.3	0.5	07/29/08 18:34	msh
Barium, total (3050)	M6010B ICP	146		*	mg/Kg	0.3	2	07/24/08 0:00	aeh
Beryllium, total (3050)	M6010B ICP		U		mg/Kg	0.2	1	07/24/08 0:00	aeh
Cadmium, total (3050)	M6010B ICP	0.8	B		mg/Kg	0.5	2	07/24/08 0:00	aeh
Chromium, total (3050)	M6010B ICP	5	B		mg/Kg	1	5	07/24/08 0:00	aeh
Cobalt, total (3050)	M6010B ICP	10		*	mg/Kg	1	5	07/24/08 0:00	aeh
Copper, total (3050)	M6010B ICP	2650		*	mg/Kg	1	5	07/24/08 0:00	aeh
Lead, total (3050)	M6020 ICP-MS	22.90			mg/Kg	0.05	0.3	07/29/08 18:34	msh
Manganese, total (3050)	M6010B ICP	369		*	mg/Kg	0.5	3	07/24/08 0:00	aeh
Mercury, total	M7471A CVAA		U		mg/Kg	0.04	0.2	07/21/08 20:29	jws
Molybdenum, total (3050)	M6010B ICP	104		*	mg/Kg	1	5	07/24/08 0:00	aeh
Nickel, total (3050)	M6010B ICP	11		*	mg/Kg	1	5	07/24/08 0:00	aeh
Selenium, total (3050)	M6020 ICP-MS	0.78			mg/Kg	0.05	0.3	07/29/08 18:34	msh
Thallium, total (3050)	M6020 ICP-MS	0.17	B	*	mg/Kg	0.05	0.3	07/29/08 18:34	msh
Uranium, total (3050)	M6020 ICP-MS	3.11		*	mg/Kg	0.05	0.3	07/29/08 18:34	msh
Zinc, total (3050)	M6010B ICP	197			mg/Kg	1	5	07/24/08 0:00	aeh

Soil Analysis

Parameter	EPA Method	Result	Qual	XQ	Units	MDL	PQL	Date	Analyst
Solids, Percent	CLPSOW390, PART F, D-98	95.2		*	%	0.1	0.5	07/16/08 23:49	mjc

Soil Preparation

Parameter	EPA Method	Result	Qual	XQ	Units	MDL	PQL	Date	Analyst
Air Dry at 34 Degrees C	USDA No. 1, 1972			*				07/16/08 17:03	brd/bjl
Digestion - Hot Plate	M3050B ICP-MS							07/21/08 1:17	brd
Sieve-2000 um (2.0mm)	ASA No.9, 15-4.2.2			*				07/18/08 10:18	brd/lwt

Arizona license number: AZ0102

** Please refer to Qualifier Reports for details.*

ACZ Laboratories, Inc.
2773 Downhill Drive Steamboat Springs, CO 80487 (800) 334-5493

Inorganic Analytical Results

FMI Gold & Copper - Sierrita
Project ID: OJ07R9
Sample ID: E-JS-01-1-3

ACZ Sample ID: ***L70511-07***
Date Sampled: *07/14/08 10:58*
Date Received: *07/16/08*
Sample Matrix: *Soil*

Metals Analysis

Parameter	EPA Method	Result	Qual	XQ	Units	MDL	PQL	Date	Analyst
Antimony, total (3050)	M6020 ICP-MS	0.2	B	*	mg/Kg	0.2	1	07/29/08 18:40	msh
Arsenic, total (3050)	M6020 ICP-MS	2.5			mg/Kg	0.3	0.5	07/29/08 18:40	msh
Barium, total (3050)	M6010B ICP	122		*	mg/Kg	0.3	2	07/24/08 0:03	aeh
Beryllium, total (3050)	M6010B ICP		U		mg/Kg	0.2	1	07/24/08 0:03	aeh
Cadmium, total (3050)	M6010B ICP		U		mg/Kg	0.5	2	07/24/08 0:03	aeh
Chromium, total (3050)	M6010B ICP	3	B		mg/Kg	1	5	07/24/08 0:03	aeh
Cobalt, total (3050)	M6010B ICP	8		*	mg/Kg	1	5	07/24/08 0:03	aeh
Copper, total (3050)	M6010B ICP	1810		*	mg/Kg	1	5	07/24/08 0:03	aeh
Lead, total (3050)	M6020 ICP-MS	19.10			mg/Kg	0.05	0.3	07/29/08 18:40	msh
Manganese, total (3050)	M6010B ICP	327		*	mg/Kg	0.5	3	07/24/08 0:03	aeh
Mercury, total	M7471A CVAA		U		mg/Kg	0.04	0.2	07/21/08 20:32	jws
Molybdenum, total (3050)	M6010B ICP	79		*	mg/Kg	1	5	07/24/08 0:03	aeh
Nickel, total (3050)	M6010B ICP	10		*	mg/Kg	1	5	07/24/08 0:03	aeh
Selenium, total (3050)	M6020 ICP-MS	0.59			mg/Kg	0.05	0.3	07/29/08 18:40	msh
Thallium, total (3050)	M6020 ICP-MS	0.13	B	*	mg/Kg	0.05	0.3	07/29/08 18:40	msh
Uranium, total (3050)	M6020 ICP-MS	3.04		*	mg/Kg	0.05	0.3	07/29/08 18:40	msh
Zinc, total (3050)	M6010B ICP	165			mg/Kg	1	5	07/24/08 0:03	aeh

Soil Analysis

Parameter	EPA Method	Result	Qual	XQ	Units	MDL	PQL	Date	Analyst
Solids, Percent	CLPSOW390, PART F, D-98	94.8		*	%	0.1	0.5	07/17/08 0:52	mjc

Soil Preparation

Parameter	EPA Method	Result	Qual	XQ	Units	MDL	PQL	Date	Analyst
Air Dry at 34 Degrees C	USDA No. 1, 1972			*				07/16/08 17:10	brd/bjl
Digestion - Hot Plate	M3050B ICP-MS							07/21/08 6:18	brd
Sieve-2000 um (2.0mm)	ASA No.9, 15-4.2.2			*				07/18/08 10:22	brd/lwt

Arizona license number: AZ0102

** Please refer to Qualifier Reports for details.*

ACZ Laboratories, Inc.
2773 Downhill Drive Steamboat Springs, CO 80487 (800) 334-5493

Inorganic Analytical Results

FMI Gold & Copper - Sierrita
Project ID: OJ07R9
Sample ID: E-JS-01-5-7

ACZ Sample ID: ***L70511-08***
Date Sampled: *07/14/08 11:11*
Date Received: *07/16/08*
Sample Matrix: *Soil*

Metals Analysis

Parameter	EPA Method	Result	Qual	XQ	Units	MDL	PQL	Date	Analyst
Antimony, total (3050)	M6020 ICP-MS		U	*	mg/Kg	0.2	1	07/29/08 18:47	msh
Arsenic, total (3050)	M6020 ICP-MS	2.0			mg/Kg	0.3	0.5	07/29/08 18:47	msh
Barium, total (3050)	M6010B ICP	203		*	mg/Kg	0.3	2	07/24/08 0:07	aeh
Beryllium, total (3050)	M6010B ICP	0.3	B		mg/Kg	0.2	1	07/24/08 0:07	aeh
Cadmium, total (3050)	M6010B ICP		U		mg/Kg	0.5	2	07/24/08 0:07	aeh
Chromium, total (3050)	M6010B ICP	4	B		mg/Kg	1	5	07/24/08 0:07	aeh
Cobalt, total (3050)	M6010B ICP	6		*	mg/Kg	1	5	07/24/08 0:07	aeh
Copper, total (3050)	M6010B ICP	1510		*	mg/Kg	1	5	07/24/08 0:07	aeh
Lead, total (3050)	M6020 ICP-MS	6.62			mg/Kg	0.05	0.3	07/29/08 18:47	msh
Manganese, total (3050)	M6010B ICP	182		*	mg/Kg	0.5	3	07/24/08 0:07	aeh
Mercury, total	M7471A CVAA		U		mg/Kg	0.04	0.2	07/21/08 20:34	jws
Molybdenum, total (3050)	M6010B ICP	246		*	mg/Kg	1	5	07/24/08 0:07	aeh
Nickel, total (3050)	M6010B ICP	9		*	mg/Kg	1	5	07/24/08 0:07	aeh
Selenium, total (3050)	M6020 ICP-MS	0.42			mg/Kg	0.05	0.3	07/29/08 18:47	msh
Thallium, total (3050)	M6020 ICP-MS	0.12	B	*	mg/Kg	0.05	0.3	07/29/08 18:47	msh
Uranium, total (3050)	M6020 ICP-MS	2.90		*	mg/Kg	0.05	0.3	07/29/08 18:47	msh
Zinc, total (3050)	M6010B ICP	134			mg/Kg	1	5	07/24/08 0:07	aeh

Soil Analysis

Parameter	EPA Method	Result	Qual	XQ	Units	MDL	PQL	Date	Analyst
Solids, Percent	CLPSOW390, PART F, D-98	90.8		*	%	0.1	0.5	07/17/08 1:55	mjc

Soil Preparation

Parameter	EPA Method	Result	Qual	XQ	Units	MDL	PQL	Date	Analyst
Air Dry at 34 Degrees C	USDA No. 1, 1972			*				07/16/08 17:17	brd/bjl
Digestion - Hot Plate	M3050B ICP-MS							07/21/08 11:20	brd
Sieve-2000 um (2.0mm)	ASA No.9, 15-4.2.2			*				07/18/08 10:26	brd/lwt

Arizona license number: AZ0102

** Please refer to Qualifier Reports for details.*

ACZ Laboratories, Inc.
2773 Downhill Drive Steamboat Springs, CO 80487 (800) 334-5493

Inorganic Analytical Results

FMI Gold & Copper - Sierrita
Project ID: OJ07R9
Sample ID: EV-JS-01-0-1

ACZ Sample ID: ***L70511-09***
Date Sampled: *07/14/08 13:52*
Date Received: *07/16/08*
Sample Matrix: *Soil*

Metals Analysis

Parameter	EPA Method	Result	Qual	XQ	Units	MDL	PQL	Date	Analyst
Antimony, total (3050)	M6020 ICP-MS	1.1		*	mg/Kg	0.2	1	07/29/08 18:54	msh
Arsenic, total (3050)	M6020 ICP-MS	9.9			mg/Kg	0.3	0.5	07/29/08 18:54	msh
Barium, total (3050)	M6010B ICP	122		*	mg/Kg	0.3	2	07/24/08 0:10	aeh
Beryllium, total (3050)	M6010B ICP	0.2	B		mg/Kg	0.2	1	07/24/08 0:10	aeh
Cadmium, total (3050)	M6010B ICP	0.6	B		mg/Kg	0.5	2	07/24/08 0:10	aeh
Chromium, total (3050)	M6010B ICP	6			mg/Kg	1	5	07/24/08 0:10	aeh
Cobalt, total (3050)	M6010B ICP	7		*	mg/Kg	1	5	07/24/08 0:10	aeh
Copper, total (3050)	M6010B ICP	3380		*	mg/Kg	1	5	07/24/08 0:10	aeh
Lead, total (3050)	M6020 ICP-MS	196			mg/Kg	0.05	0.3	07/29/08 18:54	msh
Manganese, total (3050)	M6010B ICP	208		*	mg/Kg	0.5	3	07/24/08 0:10	aeh
Mercury, total	M7471A CVAA		U		mg/Kg	0.04	0.2	07/21/08 20:36	jws
Molybdenum, total (3050)	M6010B ICP	547		*	mg/Kg	1	5	07/24/08 0:10	aeh
Nickel, total (3050)	M6010B ICP	11		*	mg/Kg	1	5	07/24/08 0:10	aeh
Selenium, total (3050)	M6020 ICP-MS	3.43			mg/Kg	0.05	0.3	07/29/08 18:54	msh
Thallium, total (3050)	M6020 ICP-MS	0.40		*	mg/Kg	0.05	0.3	07/29/08 18:54	msh
Uranium, total (3050)	M6020 ICP-MS	4.26		*	mg/Kg	0.05	0.3	07/29/08 18:54	msh
Zinc, total (3050)	M6010B ICP	100			mg/Kg	1	5	07/24/08 0:10	aeh

Soil Analysis

Parameter	EPA Method	Result	Qual	XQ	Units	MDL	PQL	Date	Analyst
Solids, Percent	CLPSOW390, PART F, D-98	92.2		*	%	0.1	0.5	07/17/08 2:58	mjc

Soil Preparation

Parameter	EPA Method	Result	Qual	XQ	Units	MDL	PQL	Date	Analyst
Air Dry at 34 Degrees C	USDA No. 1, 1972			*				07/16/08 17:24	brd/bjl
Digestion - Hot Plate	M3050B ICP-MS							07/21/08 16:21	brd
Sieve-2000 um (2.0mm)	ASA No.9, 15-4.2.2			*				07/18/08 10:30	brd/lwt

Arizona license number: AZ0102

** Please refer to Qualifier Reports for details.*

ACZ Laboratories, Inc.
2773 Downhill Drive Steamboat Springs, CO 80487 (800) 334-5493

Inorganic Analytical Results

FMI Gold & Copper - Sierrita
Project ID: OJ07R9
Sample ID: EV-JS-01-1-3

ACZ Sample ID: ***L70511-10***
Date Sampled: *07/14/08 13:52*
Date Received: *07/16/08*
Sample Matrix: *Soil*

Metals Analysis

Parameter	EPA Method	Result	Qual	XQ	Units	MDL	PQL	Date	Analyst
Antimony, total (3050)	M6020 ICP-MS	0.4	B	*	mg/Kg	0.2	1	07/29/08 19:00	msh
Arsenic, total (3050)	M6020 ICP-MS	5.7			mg/Kg	0.3	0.5	07/29/08 19:00	msh
Barium, total (3050)	M6010B ICP	213		*	mg/Kg	0.3	2	07/24/08 0:14	aeh
Beryllium, total (3050)	M6010B ICP	0.4	B		mg/Kg	0.2	1	07/24/08 0:14	aeh
Cadmium, total (3050)	M6010B ICP	1.6	B		mg/Kg	0.5	2	07/24/08 0:14	aeh
Chromium, total (3050)	M6010B ICP	9			mg/Kg	1	5	07/24/08 0:14	aeh
Cobalt, total (3050)	M6010B ICP	15		*	mg/Kg	1	5	07/24/08 0:14	aeh
Copper, total (3050)	M6010B ICP	5440		*	mg/Kg	1	5	07/24/08 0:14	aeh
Lead, total (3050)	M6020 ICP-MS	73.80			mg/Kg	0.05	0.3	07/29/08 19:00	msh
Manganese, total (3050)	M6010B ICP	402		*	mg/Kg	0.5	3	07/24/08 0:14	aeh
Mercury, total	M7471A CVAA		U		mg/Kg	0.04	0.2	07/21/08 20:38	jws
Molybdenum, total (3050)	M6010B ICP	258		*	mg/Kg	1	5	07/24/08 0:14	aeh
Nickel, total (3050)	M6010B ICP	18		*	mg/Kg	1	5	07/24/08 0:14	aeh
Selenium, total (3050)	M6020 ICP-MS	1.85			mg/Kg	0.05	0.3	07/29/08 19:00	msh
Thallium, total (3050)	M6020 ICP-MS	0.44		*	mg/Kg	0.05	0.3	07/29/08 19:00	msh
Uranium, total (3050)	M6020 ICP-MS	7.05		*	mg/Kg	0.05	0.3	07/29/08 19:00	msh
Zinc, total (3050)	M6010B ICP	224			mg/Kg	1	5	07/24/08 0:14	aeh

Soil Analysis

Parameter	EPA Method	Result	Qual	XQ	Units	MDL	PQL	Date	Analyst
Solids, Percent	CLPSOW390, PART F, D-98	92.7		*	%	0.1	0.5	07/17/08 4:00	mjc

Soil Preparation

Parameter	EPA Method	Result	Qual	XQ	Units	MDL	PQL	Date	Analyst
Air Dry at 34 Degrees C	USDA No. 1, 1972			*				07/16/08 17:30	brd/bjl
Digestion - Hot Plate	M3050B ICP-MS							07/21/08 21:22	brd
Sieve-2000 um (2.0mm)	ASA No.9, 15-4.2.2			*				07/18/08 10:33	brd/lwt

Arizona license number: AZ0102

** Please refer to Qualifier Reports for details.*

Report Header Explanations

Batch	A distinct set of samples analyzed at a specific time
Found	Value of the QC Type of interest
Limit	Upper limit for RPD, in %.
Lower	Lower Recovery Limit, in % (except for LCSS, mg/Kg)
MDL	Method Detection Limit. Same as Minimum Reporting Limit. Allows for instrument and annual fluctuations.
PCN/SCN	A number assigned to reagents/standards to trace to the manufacturer's certificate of analysis
PQL	Practical Quantitation Limit, typically 5 times the MDL.
QC	True Value of the Control Sample or the amount added to the Spike
Rec	Amount of the true value or spike added recovered, in % (except for LCSS, mg/Kg)
RPD	Relative Percent Difference, calculation used for Duplicate QC Types
Upper	Upper Recovery Limit, in % (except for LCSS, mg/Kg)
Sample	Value of the Sample of interest

QC Sample Types

AS	Analytical Spike (Post Digestion)	*LCSWD*	Laboratory Control Sample - Water Duplicate
ASD	Analytical Spike (Post Digestion) Duplicate	*LFB*	Laboratory Fortified Blank
CCB	Continuing Calibration Blank	*LFM*	Laboratory Fortified Matrix
CCV	Continuing Calivation Verification standard	*LFMD*	Laboratory Fortified Matrix Duplicate
DUP	Sample Duplicate	*LRB*	Laboratory Reagent Blank
ICB	Initial Calibration Blank	*MS*	Matrix Spike
ICV	Initial Calibration Verification standard	*MSD*	Matrix Spike Duplicate
ICSAB	Inter-element Correction Standard - A plus B solutions	*PBS*	Prep Blank - Soil
LCSS	Laboratory Control Sample - Soil	*PBW*	Prep Blank - Water
LCSSD	Laboratory Control Sample - Soil Duplicate	*PQV*	Practical Quantitation Verification standard
LCSW	Laboratory Control Sample - Water	*SDL*	Serial Dilution

QC Sample Type Explanations

Blanks	Verifies that there is no or minimal contamination in the prep method or calibration procedure.
Control Samples	Verifies the accuracy of the method, including the prep procedure.
Duplicates	Verifies the precision of the instrument and/or method.
Spikes/Fortified Matrix	Determines sample matrix interferences, if any.
Standard	Verifies the validity of the calibration.

ACZ Qualifiers (Qual)

B	Analyte concentration detected at a value between MDL and PQL.
H	Analysis exceeded method hold time. pH is a field test with an immediate hold time.
U	Analyte was analyzed for but not detected at the indicated MDL

Method References

(1) EPA 600/4-83-020. Methods for Chemical Analysis of Water and Wastes, March 1983.
(2) EPA 600/R-93-100. Methods for the Determination of Inorganic Substances in Environmental Samples, August 1993.
(3) EPA 600/R-94-111. Methods for the Determination of Metals in Environmental Samples - Supplement I, May 1994.
(5) EPA SW-846. Test Methods for Evaluating Solid Waste, Third Edition with Update III, December 1996.
(6) Standard Methods for the Examination of Water and Wastewater, 19th edition, 1995.

Comments

(1) QC results calculated from raw data. Results may vary slightly if the rounded values are used in the calculations.
(2) Soil, Sludge, and Plant matrices for Inorganic analyses are reported on a dry weight basis.
(3) Animal matrices for Inorganic analyses are reported on an "as received" basis.

FMI Gold & Copper - Sierrita
Project ID: OJ07R9

ACZ Project ID: ***L70511***

Antimony, total (3050) M6020 ICP-MS

ACZ ID	Type	Analyzed	PCN/SCN	QC	Sample	Found	Units	Rec	Lower	Upper	RPD	Limit	Qual
WG248917													
WG248917ICV	ICV	07/29/08 16:32	MS080722-4	.02006		.02021	mg/L	100.7	90	110			
WG248917ICB	ICB	07/29/08 16:39				U	mg/L		-0.0012	0.0012			
WG248368PBS	PBS	07/29/08 17:06				U	mg/Kg		-0.6	0.6			
WG248368LCSS	LCSS	07/29/08 17:13	PCN30060	101		104.3	mg/Kg		16.7	185			
WG248368LCSSD	LCSSD	07/29/08 17:20	PCN30060	101		109.8	mg/Kg		16.7	185	5.1	20	
L70511-02MS	MS	07/29/08 17:47	MS080707-3	5.05	U	1.9	mg/Kg	37.6	75	125			M2
L70511-02MSD	MSD	07/29/08 17:53	MS080707-3	5.05	U	1.84	mg/Kg	36.4	75	125	3.21	20	M2

Arsenic, total (3050) M6020 ICP-MS

ACZ ID	Type	Analyzed	PCN/SCN	QC	Sample	Found	Units	Rec	Lower	Upper	RPD	Limit	Qual
WG248917													
WG248917ICV	ICV	07/29/08 16:32	MS080722-4	.05		.04902	mg/L	98	90	110			
WG248917ICB	ICB	07/29/08 16:39				U	mg/L		-0.0015	0.0015			
WG248368PBS	PBS	07/29/08 17:06				U	mg/Kg		-0.9	0.9			
WG248368LCSS	LCSS	07/29/08 17:13	PCN30060	156		145.7	mg/Kg		124	188			E6
WG248368LCSSD	LCSSD	07/29/08 17:20	PCN30060	156		152.6	mg/Kg		124	188	4.6	20	E6
L70511-02MS	MS	07/29/08 17:47	MS080707-3	25.25	2	23.77	mg/Kg	86.2	75	125			
L70511-02MSD	MSD	07/29/08 17:53	MS080707-3	25.25	2	22.25	mg/Kg	80.2	75	125	6.61	20	

Barium, total (3050) M6010B ICP

ACZ ID	Type	Analyzed	PCN/SCN	QC	Sample	Found	Units	Rec	Lower	Upper	RPD	Limit	Qual
WG248655													
WG248655ICV	ICV	07/23/08 22:56	II080717-1	2		2.0147	mg/L	100.7	90	110			
WG248655ICB	ICB	07/23/08 23:00				U	mg/L		-0.009	0.009			
WG248368PBS	PBS	07/23/08 23:13				U	mg/Kg		-0.9	0.9			
WG248368LCSS	LCSS	07/23/08 23:17	PCN30060	362		354.13	mg/Kg		299	424			
WG248368LCSSD	LCSSD	07/23/08 23:21	PCN30060	362		361.56	mg/Kg		299	424	2.1	20	
L70511-01MS	MS	07/23/08 23:31	II080708-3	50.5	164	220.05	mg/Kg	111	75	125			
L70511-01MSD	MSD	07/23/08 23:35	II080708-3	50.5	164	240.05	mg/Kg	150.6	75	125	8.69	20	M3

Beryllium, total (3050) M6010B ICP

ACZ ID	Type	Analyzed	PCN/SCN	QC	Sample	Found	Units	Rec	Lower	Upper	RPD	Limit	Qual
WG248655													
WG248655ICV	ICV	07/23/08 22:56	II080717-1	2		1.9802	mg/L	99	90	110			
WG248655ICB	ICB	07/23/08 23:00				U	mg/L		-0.006	0.006			
WG248368PBS	PBS	07/23/08 23:13				U	mg/Kg		-0.6	0.6			
WG248368LCSS	LCSS	07/23/08 23:17	PCN30060	140		137.02	mg/Kg		115	166			
WG248368LCSSD	LCSSD	07/23/08 23:21	PCN30060	140		143.06	mg/Kg		115	166	4.3	20	
L70511-01MS	MS	07/23/08 23:31	II080708-3	50.5	.3	53.71	mg/Kg	105.8	75	125			
L70511-01MSD	MSD	07/23/08 23:35	II080708-3	50.5	.3	55.11	mg/Kg	108.5	75	125	2.57	20	

FMI Gold & Copper - Sierrita
Project ID: OJ07R9

ACZ Project ID: ***L70511***

Cadmium, total (3050) M6010B ICP

ACZ ID	Type	Analyzed	PCN/SCN	QC	Sample	Found	Units	Rec	Lower	Upper	RPD	Limit	Qual
WG248655													
WG248655ICV	ICV	07/23/08 22:56	II080717-1	2		1.9511	mg/L	97.6	90	110			
WG248655ICB	ICB	07/23/08 23:00				U	mg/L		-0.015	0.015			
WG248368PBS	PBS	07/23/08 23:13				U	mg/Kg		-1.5	1.5			
WG248368LCSS	LCSS	07/23/08 23:17	PCN30060	141		135.08	mg/Kg		114	169			
WG248368LCSSD	LCSSD	07/23/08 23:21	PCN30060	141		142.05	mg/Kg		114	169	5	20	
L70511-01MS	MS	07/23/08 23:31	II080708-3	50.5	.7	52.14	mg/Kg	101.9	75	125			
L70511-01MSD	MSD	07/23/08 23:35	II080708-3	50.5	.7	53.08	mg/Kg	103.7	75	125	1.79	20	

Chromium, total (3050) M6010B ICP

ACZ ID	Type	Analyzed	PCN/SCN	QC	Sample	Found	Units	Rec	Lower	Upper	RPD	Limit	Qual
WG248655													
WG248655ICV	ICV	07/23/08 22:56	II080717-1	2		2.009	mg/L	100.5	90	110			
WG248655ICB	ICB	07/23/08 23:00				U	mg/L		-0.03	0.03			
WG248368PBS	PBS	07/23/08 23:13				U	mg/Kg		-3	3			
WG248368LCSS	LCSS	07/23/08 23:17	PCN30060	76.3		75.8	mg/Kg		61.5	91			
WG248368LCSSD	LCSSD	07/23/08 23:21	PCN30060	76.3		78.7	mg/Kg		61.5	91	3.8	20	
L70511-01MS	MS	07/23/08 23:31	II080708-3	50.5	7	58	mg/Kg	101	75	125			
L70511-01MSD	MSD	07/23/08 23:35	II080708-3	50.5	7	58.7	mg/Kg	102.4	75	125	1.2	20	

Cobalt, total (3050) M6010B ICP

ACZ ID	Type	Analyzed	PCN/SCN	QC	Sample	Found	Units	Rec	Lower	Upper	RPD	Limit	Qual
WG248655													
WG248655ICV	ICV	07/23/08 22:56	II080717-1	2		1.9	mg/L	95	90	110			
WG248655ICB	ICB	07/23/08 23:00				U	mg/L		-0.03	0.03			
WG248368PBS	PBS	07/23/08 23:13				U	mg/Kg		-3	3			
WG248368LCSS	LCSS	07/23/08 23:17	PCN30060	83.9		80.4	mg/Kg		68.1	99.7			
WG248368LCSSD	LCSSD	07/23/08 23:21	PCN30060	83.9		83.3	mg/Kg		68.1	99.7	3.5	20	
L70511-01MS	MS	07/23/08 23:31	II080708-3	50.5	11	61.7	mg/Kg	100.4	75	125			
L70511-01MSD	MSD	07/23/08 23:35	II080708-3	50.5	11	62.9	mg/Kg	102.8	75	125	1.93	20	

Copper, total (3050) M6010B ICP

ACZ ID	Type	Analyzed	PCN/SCN	QC	Sample	Found	Units	Rec	Lower	Upper	RPD	Limit	Qual
WG248655													
WG248655ICV	ICV	07/23/08 22:56	II080717-1	2		1.916	mg/L	95.8	90	110			
WG248655ICB	ICB	07/23/08 23:00				U	mg/L		-0.03	0.03			
WG248368PBS	PBS	07/23/08 23:13				U	mg/Kg		-3	3			
WG248368LCSS	LCSS	07/23/08 23:17	PCN30060	77.2		73.8	mg/Kg		62.9	91.5			
WG248368LCSSD	LCSSD	07/23/08 23:21	PCN30060	77.2		77.7	mg/Kg		62.9	91.5	5.1	20	
L70511-01MS	MS	07/23/08 23:31	II080708-3	50.5	1700	1876.9	mg/Kg	350.3	75	125			M3
L70511-01MSD	MSD	07/23/08 23:35	II080708-3	50.5	1700	1996.2	mg/Kg	586.5	75	125	6.16	20	M3

FMI Gold & Copper - Sierrita
Project ID: OJ07R9

ACZ Project ID: ***L70511***

Lead, total (3050) M6020 ICP-MS

ACZ ID	Type	Analyzed	PCN/SCN	QC	Sample	Found	Units	Rec	Lower	Upper	RPD	Limit	Qual
WG248917													
WG248917ICV	ICV	07/29/08 16:32	MS080722-4	.05		.04893	mg/L	97.9	90	110			
WG248917ICB	ICB	07/29/08 16:39				U	mg/L		-0.0003	0.0003			
WG248368PBS	PBS	07/29/08 17:06				U	mg/Kg		-0.15	0.15			
WG248368LCSS	LCSS	07/29/08 17:13	PCN30060	72.9		68.1	mg/Kg		56.5	89.2			
WG248368LCSSD	LCSSD	07/29/08 17:20	PCN30060	72.9		67.45	mg/Kg		56.5	89.2	1	20	
L70511-02MS	MS	07/29/08 17:47	MS080707-3	25.25	13	34.486	mg/Kg	85.1	75	125			
L70511-02MSD	MSD	07/29/08 17:53	MS080707-3	25.25	13	34.547	mg/Kg	85.3	75	125	0.18	20	

Manganese, total (3050) M6010B ICP

ACZ ID	Type	Analyzed	PCN/SCN	QC	Sample	Found	Units	Rec	Lower	Upper	RPD	Limit	Qual
WG248655													
WG248655ICV	ICV	07/23/08 22:56	II080717-1	2		1.9811	mg/L	99.1	90	110			
WG248655ICB	ICB	07/23/08 23:00				U	mg/L		-0.015	0.015			
WG248368PBS	PBS	07/23/08 23:13				U	mg/Kg		-1.5	1.5			
WG248368LCSS	LCSS	07/23/08 23:17	PCN30060	466		450.78	mg/Kg		379	552			
WG248368LCSSD	LCSSD	07/23/08 23:21	PCN30060	466		467.84	mg/Kg		379	552	3.7	20	
L70511-01MS	MS	07/23/08 23:31	II080708-3	50.5	456	575.18	mg/Kg	236	75	125			M3
L70511-01MSD	MSD	07/23/08 23:35	II080708-3	50.5	456	566.67	mg/Kg	219.1	75	125	1.49	20	M3

Mercury, total M7471A CVAA

ACZ ID	Type	Analyzed	PCN/SCN	QC	Sample	Found	Units	Rec	Lower	Upper	RPD	Limit	Qual
WG248481													
WG248481ICV	ICV	07/21/08 19:56	II080721-4	.01002		.01011	mg/L	100.9	90	110			
WG248481ICB	ICB	07/21/08 19:58				U	mg/L		-0.0006	0.0006			
WG248481PBS	PBS	07/21/08 20:01				U	mg/Kg		-0.12	0.12			
WG248481LCSS	LCSS	07/21/08 20:03	PCN28813	5.8		6.29	mg/Kg		3.83	7.69			
WG248481LCSSD	LCSSD	07/21/08 20:05	PCN28813	5.8		5.85	mg/Kg		3.83	7.69	7.2	20	
L70511-01MS	MS	07/21/08 20:10	II080701-4	.95	U	.969	mg/Kg	102	85	115			
L70511-01MSD	MSD	07/21/08 20:12	II080701-4	.95	U	.968	mg/Kg	101.9	85	115	0.1	20	

Molybdenum, total (3050) M6010B ICP

ACZ ID	Type	Analyzed	PCN/SCN	QC	Sample	Found	Units	Rec	Lower	Upper	RPD	Limit	Qual
WG248655													
WG248655ICV	ICV	07/23/08 22:56	II080717-1	2		2.013	mg/L	100.7	90	110			
WG248655ICB	ICB	07/23/08 23:00				U	mg/L		-0.03	0.03			
WG248368PBS	PBS	07/23/08 23:13				U	mg/Kg		-3	3			
WG248368LCSS	LCSS	07/23/08 23:17	PCN30060	1700		177.4	mg/Kg		132	208			
WG248368LCSSD	LCSSD	07/23/08 23:21	PCN30060	1700		179.6	mg/Kg		132	208	1.2	20	
L70511-01MS	MS	07/23/08 23:31	II080708-3	50.5	75	129.5	mg/Kg	107.9	75	125			
L70511-01MSD	MSD	07/23/08 23:35	II080708-3	50.5	75	141.2	mg/Kg	131.1	75	125	8.64	20	MA

FMI Gold & Copper - Sierrita ACZ Project ID: ***L70511***

Project ID: OJ07R9

Nickel, total (3050) M6010B ICP

ACZ ID	Type	Analyzed	PCN/SCN	QC	Sample	Found	Units	Rec	Lower	Upper	RPD	Limit	Qual
WG248655													
WG248655ICV	ICV	07/23/08 22:56	II080717-1	2		1.909	mg/L	95.5	90	110			
WG248655ICB	ICB	07/23/08 23:00				U	mg/L		-0.03	0.03			
WG248368PBS	PBS	07/23/08 23:13				U	mg/Kg		-3	3			
WG248368LCSS	LCSS	07/23/08 23:17	PCN30060	84.3		86.2	mg/Kg		66.3	102			
WG248368LCSSD	LCSSD	07/23/08 23:21	PCN30060	84.3		90.5	mg/Kg		66.3	102	4.9	20	
L70511-01MS	MS	07/23/08 23:31	II080708-3	50.5	15	71.1	mg/Kg	111.1	75	125			
L70511-01MSD	MSD	07/23/08 23:35	II080708-3	50.5	15	69.9	mg/Kg	108.7	75	125	1.7	20	

Selenium, total (3050) M6020 ICP-MS

ACZ ID	Type	Analyzed	PCN/SCN	QC	Sample	Found	Units	Rec	Lower	Upper	RPD	Limit	Qual
WG248917													
WG248917ICV	ICV	07/29/08 16:32	MS080722-4	.05		.05202	mg/L	104	90	110			
WG248917ICB	ICB	07/29/08 16:39				U	mg/L		-0.0003	0.0003			
WG248368PBS	PBS	07/29/08 17:06				.06	mg/Kg		-0.15	0.15			
WG248368LCSS	LCSS	07/29/08 17:13	PCN30060	198		196.1	mg/Kg		152	244			E6
WG248368LCSSD	LCSSD	07/29/08 17:20	PCN30060	198		204.45	mg/Kg		152	244	4.2	20	E6
L70511-02MS	MS	07/29/08 17:47	MS080707-3	12.625	.3	11.115	mg/Kg	85.7	75	125			
L70511-02MSD	MSD	07/29/08 17:53	MS080707-3	12.625	.3	10.883	mg/Kg	83.8	75	125	2.11	20	
WG249115													
WG249115ICV	ICV	07/31/08 7:12	MS080722-4	.05		.05154	mg/L	103.1	90	110			
WG249115ICB	ICB	07/31/08 7:19				.00012	mg/L		-0.0003	0.0003			
WG248368PBS	PBS	07/31/08 7:47				.116	mg/Kg		-0.15	0.15			
WG248368LCSS	LCSS	07/31/08 7:54	PCN30060	198		190.95	mg/Kg		152	244			
WG248368LCSSD	LCSSD	07/31/08 8:01	PCN30060	198		197.55	mg/Kg		152	244	3.4	20	
L70511-02MS	MS	07/31/08 8:29	MS080707-3	12.625	.31	11.464	mg/Kg	88.3	75	125			
L70511-02MSD	MSD	07/31/08 8:36	MS080707-3	12.625	.31	12.393	mg/Kg	95.7	75	125	7.79	20	

Solids, Percent CLPSOW390, PART F, D-98

ACZ ID	Type	Analyzed	PCN/SCN	QC	Sample	Found	Units	Rec	Lower	Upper	RPD	Limit	Qual
WG248223													
WG248223PBS	PBS	07/16/08 16:30				U	%		99.9	100.1			
L70511-03DUP	DUP	07/16/08 20:41			95.6	95.45	%				0.2	20	

Thallium, total (3050) M6020 ICP-MS

ACZ ID	Type	Analyzed	PCN/SCN	QC	Sample	Found	Units	Rec	Lower	Upper	RPD	Limit	Qual
WG248917													
WG248917ICV	ICV	07/29/08 16:32	MS080722-4	.05		.05263	mg/L	105.3	90	110			
WG248917ICB	ICB	07/29/08 16:39				U	mg/L		-0.0003	0.0003			
WG248368PBS	PBS	07/29/08 17:06				U	mg/Kg		-0.15	0.15			
WG248368LCSS	LCSS	07/29/08 17:13	PCN30060	218		207.2	mg/Kg		177	260			
WG248368LCSSD	LCSSD	07/29/08 17:20	PCN30060	218		220.05	mg/Kg		177	260	6	20	
L70511-02MS	MS	07/29/08 17:47	MS080707-3	25.3005	.22	23.079	mg/Kg	90.3	75	125			
L70511-02MSD	MSD	07/29/08 17:53	MS080707-3	25.3005	.22	22.271	mg/Kg	87.2	75	125	3.56	20	

FMI Gold & Copper - Sierrita
Project ID: OJ07R9

ACZ Project ID: ***L70511***

Uranium, total (3050) M6020 ICP-MS

ACZ ID	Type	Analyzed	PCN/SCN	QC	Sample	Found	Units	Rec	Lower	Upper	RPD	Limit	Qual
WG248917													
WG248917ICV	ICV	07/29/08 16:32	MS080722-4	.05		.0488	mg/L	97.6	90	110			
WG248917ICB	ICB	07/29/08 16:39				U	mg/L		-0.0003	0.0003			
WG248368PBS	PBS	07/29/08 17:06				U	mg/Kg		-0.15	0.15			
L70511-02MS	MS	07/29/08 17:47	MS080707-3	12.625	3.96	14.903	mg/Kg	86.7	75	125			
L70511-02MSD	MSD	07/29/08 17:53	MS080707-3	12.625	3.96	15.261	mg/Kg	89.5	75	125	2.37	20	

Zinc, total (3050) M6010B ICP

ACZ ID	Type	Analyzed	PCN/SCN	QC	Sample	Found	Units	Rec	Lower	Upper	RPD	Limit	Qual
WG248655													
WG248655ICV	ICV	07/23/08 22:56	II080717-1	2		1.961	mg/L	98.1	90	110			
WG248655ICB	ICB	07/23/08 23:00				U	mg/L		-0.03	0.03			
WG248368PBS	PBS	07/23/08 23:13				U	mg/Kg		-3	3			
WG248368LCSS	LCSS	07/23/08 23:17	PCN30060	204		201.2	mg/Kg		166	243			
WG248368LCSSD	LCSSD	07/23/08 23:21	PCN30060	204		201.9	mg/Kg		166	243	0.3	20	
L70511-01MS	MS	07/23/08 23:31	II080708-3	50.5	158	216.2	mg/Kg	115.2	75	125			
L70511-01MSD	MSD	07/23/08 23:35	II080708-3	50.5	158	219.5	mg/Kg	121.8	75	125	1.51	20	

FMI Gold & Copper - Sierrita ACZ Project ID: ***L70511***

ACZ ID	WORKNUM	PARAMETER	METHOD	QUAL	DESCRIPTION
L70511-01	WG248917	Antimony, total (3050)	M6020 ICP-MS	M2	Matrix spike recovery was low, the recovery of the associated control sample (LCS or LFB) was acceptable.
	WG248655	Barium, total (3050)	M6010B ICP	M3	The spike recovery value is unusable since the analyte concentration in the sample is disproportionate to the spike level. The recovery of the associated control sample (LCS or LFB) was acceptable.
		Cobalt, total (3050)	M6010B ICP	ZG	The ICP Serial Dilution was not used for data validation because the sample concentration was less than 50 times the MDL.
		Copper, total (3050)	M6010B ICP	M3	The spike recovery value is unusable since the analyte concentration in the sample is disproportionate to the spike level. The recovery of the associated control sample (LCS or LFB) was acceptable.
		Manganese, total (3050)	M6010B ICP	M3	The spike recovery value is unusable since the analyte concentration in the sample is disproportionate to the spike level. The recovery of the associated control sample (LCS or LFB) was acceptable.
		Molybdenum, total (3050)	M6010B ICP	MA	Recovery for either the spike or spike duplicate was outside of the acceptance limits; the RPD was within the acceptance limits.
		Nickel, total (3050)	M6010B ICP	ZG	The ICP Serial Dilution was not used for data validation because the sample concentration was less than 50 times the MDL.
	WG249115	Selenium, total (3050)	M6020 ICP-MS	ZB	The ICP-MS Serial Dilution was not used for data validation because the sample concentration was less than 100 times the MDL.
	WG248917	Thallium, total (3050)	M6020 ICP-MS	ZB	The ICP-MS Serial Dilution was not used for data validation because the sample concentration was less than 100 times the MDL.
L70511-02	WG248917	Antimony, total (3050)	M6020 ICP-MS	M2	Matrix spike recovery was low, the recovery of the associated control sample (LCS or LFB) was acceptable.
	WG248655	Barium, total (3050)	M6010B ICP	M3	The spike recovery value is unusable since the analyte concentration in the sample is disproportionate to the spike level. The recovery of the associated control sample (LCS or LFB) was acceptable.
		Cobalt, total (3050)	M6010B ICP	ZG	The ICP Serial Dilution was not used for data validation because the sample concentration was less than 50 times the MDL.
		Copper, total (3050)	M6010B ICP	M3	The spike recovery value is unusable since the analyte concentration in the sample is disproportionate to the spike level. The recovery of the associated control sample (LCS or LFB) was acceptable.
		Manganese, total (3050)	M6010B ICP	M3	The spike recovery value is unusable since the analyte concentration in the sample is disproportionate to the spike level. The recovery of the associated control sample (LCS or LFB) was acceptable.
		Molybdenum, total (3050)	M6010B ICP	MA	Recovery for either the spike or spike duplicate was outside of the acceptance limits; the RPD was within the acceptance limits.
		Nickel, total (3050)	M6010B ICP	ZG	The ICP Serial Dilution was not used for data validation because the sample concentration was less than 50 times the MDL.
	WG249115	Selenium, total (3050)	M6020 ICP-MS	ZB	The ICP-MS Serial Dilution was not used for data validation because the sample concentration was less than 100 times the MDL.
	WG248917	Thallium, total (3050)	M6020 ICP-MS	ZB	The ICP-MS Serial Dilution was not used for data validation because the sample concentration was less than 100 times the MDL.

FMI Gold & Copper - Sierrita ACZ Project ID: ***L70511***

ACZ ID	WORKNUM	PARAMETER	METHOD	QUAL	DESCRIPTION
L70511-03	WG248917	Antimony, total (3050)	M6020 ICP-MS	M2	Matrix spike recovery was low, the recovery of the associated control sample (LCS or LFB) was acceptable.
	WG248655	Barium, total (3050)	M6010B ICP	M3	The spike recovery value is unusable since the analyte concentration in the sample is disproportionate to the spike level. The recovery of the associated control sample (LCS or LFB) was acceptable.
		Cobalt, total (3050)	M6010B ICP	ZG	The ICP Serial Dilution was not used for data validation because the sample concentration was less than 50 times the MDL.
		Copper, total (3050)	M6010B ICP	M3	The spike recovery value is unusable since the analyte concentration in the sample is disproportionate to the spike level. The recovery of the associated control sample (LCS or LFB) was acceptable.
		Manganese, total (3050)	M6010B ICP	M3	The spike recovery value is unusable since the analyte concentration in the sample is disproportionate to the spike level. The recovery of the associated control sample (LCS or LFB) was acceptable.
		Molybdenum, total (3050)	M6010B ICP	MA	Recovery for either the spike or spike duplicate was outside of the acceptance limits; the RPD was within the acceptance limits.
		Nickel, total (3050)	M6010B ICP	ZG	The ICP Serial Dilution was not used for data validation because the sample concentration was less than 50 times the MDL.
	WG248917	Thallium, total (3050)	M6020 ICP-MS	ZB	The ICP-MS Serial Dilution was not used for data validation because the sample concentration was less than 100 times the MDL.
L70511-04	WG248917	Antimony, total (3050)	M6020 ICP-MS	M2	Matrix spike recovery was low, the recovery of the associated control sample (LCS or LFB) was acceptable.
	WG248655	Barium, total (3050)	M6010B ICP	M3	The spike recovery value is unusable since the analyte concentration in the sample is disproportionate to the spike level. The recovery of the associated control sample (LCS or LFB) was acceptable.
		Cobalt, total (3050)	M6010B ICP	ZG	The ICP Serial Dilution was not used for data validation because the sample concentration was less than 50 times the MDL.
		Copper, total (3050)	M6010B ICP	M3	The spike recovery value is unusable since the analyte concentration in the sample is disproportionate to the spike level. The recovery of the associated control sample (LCS or LFB) was acceptable.
		Manganese, total (3050)	M6010B ICP	M3	The spike recovery value is unusable since the analyte concentration in the sample is disproportionate to the spike level. The recovery of the associated control sample (LCS or LFB) was acceptable.
		Molybdenum, total (3050)	M6010B ICP	MA	Recovery for either the spike or spike duplicate was outside of the acceptance limits; the RPD was within the acceptance limits.
		Nickel, total (3050)	M6010B ICP	ZG	The ICP Serial Dilution was not used for data validation because the sample concentration was less than 50 times the MDL.
	WG248917	Thallium, total (3050)	M6020 ICP-MS	ZB	The ICP-MS Serial Dilution was not used for data validation because the sample concentration was less than 100 times the MDL.

FMI Gold & Copper - Sierrita ACZ Project ID: ***L70511***

ACZ ID	WORKNUM	PARAMETER	METHOD	QUAL	DESCRIPTION
L70511-05	WG248917	Antimony, total (3050)	M6020 ICP-MS	M2	Matrix spike recovery was low, the recovery of the associated control sample (LCS or LFB) was acceptable.
	WG248655	Barium, total (3050)	M6010B ICP	M3	The spike recovery value is unusable since the analyte concentration in the sample is disproportionate to the spike level. The recovery of the associated control sample (LCS or LFB) was acceptable.
		Cobalt, total (3050)	M6010B ICP	ZG	The ICP Serial Dilution was not used for data validation because the sample concentration was less than 50 times the MDL.
		Copper, total (3050)	M6010B ICP	M3	The spike recovery value is unusable since the analyte concentration in the sample is disproportionate to the spike level. The recovery of the associated control sample (LCS or LFB) was acceptable.
		Manganese, total (3050)	M6010B ICP	M3	The spike recovery value is unusable since the analyte concentration in the sample is disproportionate to the spike level. The recovery of the associated control sample (LCS or LFB) was acceptable.
		Molybdenum, total (3050)	M6010B ICP	MA	Recovery for either the spike or spike duplicate was outside of the acceptance limits; the RPD was within the acceptance limits.
		Nickel, total (3050)	M6010B ICP	ZG	The ICP Serial Dilution was not used for data validation because the sample concentration was less than 50 times the MDL.
	WG248917	Thallium, total (3050)	M6020 ICP-MS	ZB	The ICP-MS Serial Dilution was not used for data validation because the sample concentration was less than 100 times the MDL.
L70511-06	WG248917	Antimony, total (3050)	M6020 ICP-MS	M2	Matrix spike recovery was low, the recovery of the associated control sample (LCS or LFB) was acceptable.
	WG248655	Barium, total (3050)	M6010B ICP	M3	The spike recovery value is unusable since the analyte concentration in the sample is disproportionate to the spike level. The recovery of the associated control sample (LCS or LFB) was acceptable.
		Cobalt, total (3050)	M6010B ICP	ZG	The ICP Serial Dilution was not used for data validation because the sample concentration was less than 50 times the MDL.
		Copper, total (3050)	M6010B ICP	M3	The spike recovery value is unusable since the analyte concentration in the sample is disproportionate to the spike level. The recovery of the associated control sample (LCS or LFB) was acceptable.
		Manganese, total (3050)	M6010B ICP	M3	The spike recovery value is unusable since the analyte concentration in the sample is disproportionate to the spike level. The recovery of the associated control sample (LCS or LFB) was acceptable.
		Molybdenum, total (3050)	M6010B ICP	MA	Recovery for either the spike or spike duplicate was outside of the acceptance limits; the RPD was within the acceptance limits.
		Nickel, total (3050)	M6010B ICP	ZG	The ICP Serial Dilution was not used for data validation because the sample concentration was less than 50 times the MDL.
	WG248917	Thallium, total (3050)	M6020 ICP-MS	ZB	The ICP-MS Serial Dilution was not used for data validation because the sample concentration was less than 100 times the MDL.

FMI Gold & Copper - Sierrita ACZ Project ID: ***L70511***

ACZ ID	WORKNUM	PARAMETER	METHOD	QUAL	DESCRIPTION
L70511-07	WG248917	Antimony, total (3050)	M6020 ICP-MS	M2	Matrix spike recovery was low, the recovery of the associated control sample (LCS or LFB) was acceptable.
	WG248655	Barium, total (3050)	M6010B ICP	M3	The spike recovery value is unusable since the analyte concentration in the sample is disproportionate to the spike level. The recovery of the associated control sample (LCS or LFB) was acceptable.
		Cobalt, total (3050)	M6010B ICP	ZG	The ICP Serial Dilution was not used for data validation because the sample concentration was less than 50 times the MDL.
		Copper, total (3050)	M6010B ICP	M3	The spike recovery value is unusable since the analyte concentration in the sample is disproportionate to the spike level. The recovery of the associated control sample (LCS or LFB) was acceptable.
		Manganese, total (3050)	M6010B ICP	M3	The spike recovery value is unusable since the analyte concentration in the sample is disproportionate to the spike level. The recovery of the associated control sample (LCS or LFB) was acceptable.
		Molybdenum, total (3050)	M6010B ICP	MA	Recovery for either the spike or spike duplicate was outside of the acceptance limits; the RPD was within the acceptance limits.
		Nickel, total (3050)	M6010B ICP	ZG	The ICP Serial Dilution was not used for data validation because the sample concentration was less than 50 times the MDL.
	WG248917	Thallium, total (3050)	M6020 ICP-MS	ZB	The ICP-MS Serial Dilution was not used for data validation because the sample concentration was less than 100 times the MDL.
L70511-08	WG248917	Antimony, total (3050)	M6020 ICP-MS	M2	Matrix spike recovery was low, the recovery of the associated control sample (LCS or LFB) was acceptable.
	WG248655	Barium, total (3050)	M6010B ICP	M3	The spike recovery value is unusable since the analyte concentration in the sample is disproportionate to the spike level. The recovery of the associated control sample (LCS or LFB) was acceptable.
		Cobalt, total (3050)	M6010B ICP	ZG	The ICP Serial Dilution was not used for data validation because the sample concentration was less than 50 times the MDL.
		Copper, total (3050)	M6010B ICP	M3	The spike recovery value is unusable since the analyte concentration in the sample is disproportionate to the spike level. The recovery of the associated control sample (LCS or LFB) was acceptable.
		Manganese, total (3050)	M6010B ICP	M3	The spike recovery value is unusable since the analyte concentration in the sample is disproportionate to the spike level. The recovery of the associated control sample (LCS or LFB) was acceptable.
		Molybdenum, total (3050)	M6010B ICP	MA	Recovery for either the spike or spike duplicate was outside of the acceptance limits; the RPD was within the acceptance limits.
		Nickel, total (3050)	M6010B ICP	ZG	The ICP Serial Dilution was not used for data validation because the sample concentration was less than 50 times the MDL.
	WG248917	Thallium, total (3050)	M6020 ICP-MS	ZB	The ICP-MS Serial Dilution was not used for data validation because the sample concentration was less than 100 times the MDL.

FMI Gold & Copper - Sierrita ACZ Project ID: ***L70511***

ACZ ID	WORKNUM	PARAMETER	METHOD	QUAL	DESCRIPTION
L70511-09	WG248917	Antimony, total (3050)	M6020 ICP-MS	M2	Matrix spike recovery was low, the recovery of the associated control sample (LCS or LFB) was acceptable.
	WG248655	Barium, total (3050)	M6010B ICP	M3	The spike recovery value is unusable since the analyte concentration in the sample is disproportionate to the spike level. The recovery of the associated control sample (LCS or LFB) was acceptable.
		Cobalt, total (3050)	M6010B ICP	ZG	The ICP Serial Dilution was not used for data validation because the sample concentration was less than 50 times the MDL.
		Copper, total (3050)	M6010B ICP	M3	The spike recovery value is unusable since the analyte concentration in the sample is disproportionate to the spike level. The recovery of the associated control sample (LCS or LFB) was acceptable.
		Manganese, total (3050)	M6010B ICP	M3	The spike recovery value is unusable since the analyte concentration in the sample is disproportionate to the spike level. The recovery of the associated control sample (LCS or LFB) was acceptable.
		Molybdenum, total (3050)	M6010B ICP	MA	Recovery for either the spike or spike duplicate was outside of the acceptance limits; the RPD was within the acceptance limits.
		Nickel, total (3050)	M6010B ICP	ZG	The ICP Serial Dilution was not used for data validation because the sample concentration was less than 50 times the MDL.
	WG248917	Thallium, total (3050)	M6020 ICP-MS	ZB	The ICP-MS Serial Dilution was not used for data validation because the sample concentration was less than 100 times the MDL.
L70511-10	WG248917	Antimony, total (3050)	M6020 ICP-MS	M2	Matrix spike recovery was low, the recovery of the associated control sample (LCS or LFB) was acceptable.
	WG248655	Barium, total (3050)	M6010B ICP	M3	The spike recovery value is unusable since the analyte concentration in the sample is disproportionate to the spike level. The recovery of the associated control sample (LCS or LFB) was acceptable.
		Cobalt, total (3050)	M6010B ICP	ZG	The ICP Serial Dilution was not used for data validation because the sample concentration was less than 50 times the MDL.
		Copper, total (3050)	M6010B ICP	M3	The spike recovery value is unusable since the analyte concentration in the sample is disproportionate to the spike level. The recovery of the associated control sample (LCS or LFB) was acceptable.
		Manganese, total (3050)	M6010B ICP	M3	The spike recovery value is unusable since the analyte concentration in the sample is disproportionate to the spike level. The recovery of the associated control sample (LCS or LFB) was acceptable.
		Molybdenum, total (3050)	M6010B ICP	MA	Recovery for either the spike or spike duplicate was outside of the acceptance limits; the RPD was within the acceptance limits.
		Nickel, total (3050)	M6010B ICP	ZG	The ICP Serial Dilution was not used for data validation because the sample concentration was less than 50 times the MDL.
	WG248917	Thallium, total (3050)	M6020 ICP-MS	ZB	The ICP-MS Serial Dilution was not used for data validation because the sample concentration was less than 100 times the MDL.

Metals Analysis

The following parameters are not offered for certification or are not covered by NELAC certificate #ACZ.

Uranium, total (3050)	M6020 ICP-MS

Soil Analysis

The following parameters are not offered for certification or are not covered by NELAC certificate #ACZ.

Solids, Percent	CLPSOW390, PART F, D-98

ACZ Laboratories, Inc.
2773 Downhill Drive Steamboat Springs, CO 80487 (800) 334-5493

Sample Receipt

FMI Gold & Copper - Sierrita
OJ07R9

ACZ Project ID: L70511
Date Received: 7/16/2008
Received By:
Date Printed: 7/16/2008

Receipt Verification

	YES	NO	NA
1) Does this project require special handling procedures such as CLP protocol?			X
2) Are the custody seals on the cooler intact?	X		
3) Are the custody seals on the sample containers intact?			X
4) Is there a Chain of Custody or other directive shipping papers present?	X		
5) Is the Chain of Custody complete?	X		
6) Is the Chain of Custody in agreement with the samples received?	X		
7) Is there enough sample for all requested analyses?	X		
8) Are all samples within holding times for requested analyses?	X		
9) Were all sample containers received intact?	X		
10) Are the temperature blanks present?			X
11) Are the trip blanks (VOA and/or Cyanide) present?			X
12) Are samples requiring no headspace, headspace free?			X
13) Do the samples that require a Foreign Soils Permit have one?			X

Exceptions: If you answered no to any of the above questions, please describe

N/A

Contact (For any discrepancies, the client must be contacted)

N/A

Shipping Containers

Cooler Id	Temp (°C)	Rad (µR/hr)
1549	3.3	17

Client must contact ACZ Project Manager if analysis should not proceed for samples received outside of thermal preservation acceptance criteria.

Notes

ACZ Laboratories, Inc.
2773 Downhill Drive Steamboat Springs, CO 80487 (800) 334-5493

Sample Receipt

FMI Gold & Copper - Sierrita
OJ07R9

ACZ Project ID: L70511
Date Received: 7/16/2008
Received By:

Sample Container Preservation

SAMPLE	CLIENT ID	R < 2	G < 2	BK < 2	Y< 2	YG< 2	B< 2	O < 2	T >12	N/A	RAD	ID
L70511-01	CP-JS-03-0-1									X		
L70511-02	CP-JS-03-1-3									X		
L70511-03	CP-JS-03-5-7									X		
L70511-04	E-JS-02-0-1									X		
L70511-05	E-JS-02-1-3									X		
L70511-06	E-JS-01-0-1									X		
L70511-07	E-JS-01-1-3									X		
L70511-08	E-JS-01-5-7									X		
L70511-09	EV-JS-01-0-1									X		
L70511-10	EV-JS-01-1-3									X		

Sample Container Preservation Legend

Abbreviation	Description	Container Type	Preservative/Limits
R	Raw/Nitric	RED	pH must be < 2
B	Filtered/Sulfuric	BLUE	pH must be < 2
BK	Filtered/Nitric	BLACK	pH must be < 2
G	Filtered/Nitric	GREEN	pH must be < 2
O	Raw/Sulfuric	ORANGE	pH must be < 2
P	Raw/NaOH	PURPLE	pH must be > 12 *
T	Raw/NaOH _Zinc Acetate	TAN	pH must be > 12
Y	Raw/Sulfuric	YELLOW	pH must be < 2
YG	Raw/Sulfuric	YELLOW GLASS	pH must be < 2
N/A	No preservative needed	Not applicable	
RAD	Gamma/Beta dose rate	Not applicable	must be < 250 µR/hr

* pH check performed by analyst prior to sample preparation

Sample IDs Reviewed By: _____

ACZ Laboratories, Inc. L70511

2773 Downhill Drive Steamboat Springs, CO 80487 (800) 334-5493

CHAIN of CUSTODY

Report to:

Name: Ned Hall
Company: FMI-Sierrita
E-mail: Ned_Hall@fmi.com
Address: 6200 W. Duval Mine Rd.
P.O. Box 527 Green Valley, AZ
Telephone: (520) 648-8857

Copy of Report to:

Name:
Company:
E-mail: steven_vaughn@urscorp.com
Telephone:

Invoice to:

Name: Ned Hall
Company: FMI-Sierrita
E-mail: Ned-Hall@fmi.com
Address: 6200 W. Duval Mine Road
Green Valley, AZ P.O. Box 527
Telephone:

If sample(s) received past holding time (HT), or if insufficient HT remains to complete analysis before expiration, shall ACZ proceed with requested short HT analyses? YES [ ] NO [ ]
If "NO" then ACZ will contact client for further instruction. If neither "YES" nor "NO" is indicated, ACZ will proceed with the requested analyses, even if HT is expired, and data will be qualified.

PROJECT INFORMATION

Quote #:
Project/PO #: OJ07R9
Reporting state for compliance testing:
Sampler's Name: Armando Jiuenez
Are any samples NRC licensable material?

ANALYSES REQUESTED *(attach list or use quote number)*

SAMPLE IDENTIFICATION	DATE:TIME	Matrix	# of Containers	See attached Quote 7/8/2008
CP-JS-03-0-1	7-14-08 : 0900	SO	1	↓
CP-JS-03-1-3	7-14-08 : 0900		1	
CP-JS-03-5-7	7-14-08 : 0907		1	
E-JS-02-0-1	7-14-08 1033		1	
E-JS-02-1-3	7-14-08 1033		1	
E-JS-01-0-1	7-14-08 1058		1	
E-JS-01-1-3	7-14-08 1058		1	
E-JS-01-5-7	7-14-08 1111		1	
EV-JS-01-0-1	7-14-08 1352		1	
EV-JS-01-1-3	7-14-08 1352		1	↓

Matrix: SW (Surface Water) · GW (Ground Water) · WW (Waste Water) · DW (Drinking Water) · SL (Sludge) · SO (Soil) · OL (Oil) · Other

REMARKS/ SAMPLE DISCLOSURES

FedEx 7989 7994 2410

PAGE 1 of 1

Please refer to ACZ's terms & conditions located on the reverse side of this COC.

RELINQUISHED BY:	DATE:TIME	RECEIVED BY:	DATE:TIME
A-J	7-14-08 : 1540	To FedEx	
		WDL	7-16-08 10:25

FRMAD050.03.05.02 White - Return with sample. Yellow - Retain for your records.

ACZ Laboratories, Inc.

2773 Downhill Drive Steamboat Springs, CO 80487 (800) 334-5493

Analytical Quote

Accounts Payable
FMI Gold & Copper - Sierrita
P.O. Box 2671
Phoenix, AZ 85002-2671

7/8/2008

Quote Number: SOIL-GPL

Matrix: Soil — Sierrita Soil Sampling Program

Parameter	Method	Detection Limit	Cost/Sample
Metals Analysis			
Antimony, total (3050)	M6020 ICP-MS	0.04 mg/Kg	$13.50
Arsenic, total (3050)	M6020 ICP-MS	0.05 mg/Kg	$13.50
Barium, total (3050)	M6010B ICP	0.3 mg/Kg	$6.75
Beryllium, total (3050)	M6010B ICP	0.2 mg/Kg	$6.75
Cadmium, total (3050)	M6010B ICP	0.5 mg/Kg	$6.75
Chromium, total (3050)	M6010B ICP	1 mg/Kg	$6.75
Cobalt, total (3050)	M6010B ICP	1 mg/Kg	$6.75
Copper, total (3050)	M6010B ICP	1 mg/Kg	$6.75
Lead, total (3050)	M6020 ICP-MS	0.01 mg/Kg	$13.50
Manganese, total (3050)	M6010B ICP	0.5 mg/Kg	$6.75
Mercury, total	M7471A CVAA	0.02 mg/Kg	$17.25
Molybdenum, total (3050)	M6010B ICP	1 mg/Kg	$6.75
Nickel, total (3050)	M6010B ICP	1 mg/Kg	$6.75
Selenium, total (3050)	M6020 ICP-MS	0.01 mg/Kg	$13.50
Thallium, total (3050)	M6020 ICP-MS	0.01 mg/Kg	$13.50
Uranium, total (3050)	M6020 ICP-MS	0.01 mg/Kg	$13.50
Zinc, total (3050)	M6010B ICP	1 mg/Kg	$6.75
Misc.			
Electronic Data Deliverable			$0.00
Quality Control Summary			$0.00
Sample Preparation			
Air Dry at 34 Degrees C	USDA No. 1, 1972		$5.25
Digestion - Alkaline	M3060A		$99.98
Digestion - Hot Plate	M3050B ICP-MS		$10.50
Sieve-2000 um (2.0mm)	ASA No.9, 15-4.2.2		$8.25
Soil Analysis			
Solids, Percent	CLPSOW390, PART F, D-98	0.1 %	$5.25
Wet Chemistry			
Chromium, Hexavalent (3060)	M7196A	0.005 mg/Kg	$28.00
		Cost/Sample:	**$322.98**

Pricing includes standard deliverables and turnaround. Includes a QC Summary and default electronic data deliverable.
Method detection limits are estimates and may be elevated depending on sample matrix.

REPAD.09.06.05.01 D/ 21 P/

ACZ Laboratories, Inc.
2773 Downhill Drive Steamboat Springs, CO 80487 (800) 334-5493

Analytical Report

August 26, 2008

Report to:
Ned Hall
FMI Gold & Copper - Sierrita
P.O. Box 527 6200 W. Duval Mine Rd.
Green Valley, AZ 85622-0527

Bill to:
Accounts Payable
FMI Gold & Copper - Sierrita
P.O. Box 2671
Phoenix, AZ 85002-2671

cc: Steve Vaughn

Project ID: OJ07R9
ACZ Project ID: L70512

Ned Hall:

Enclosed are the analytical results for sample(s) submitted to ACZ Laboratories, Inc. (ACZ) on July 16, 2008. This project has been assigned to ACZ's project number, L70512. Please reference this number in all future inquiries.

All analyses were performed according to ACZ's Quality Assurance Plan, version 12.0. The enclosed results relate only to the samples received under L70512. Each section of this report has been reviewed and approved by the appropriate Laboratory Supervisor, or a qualified substitute.

Except as noted, the test results for the methods and parameters listed on ACZ's current NELAC certificate letter (#ACZ) meet all requirements of NELAC.

This report shall be used or copied only in its entirety. ACZ is not responsible for the consequences arising from the use of a partial report.

All samples and sub-samples associated with this project will be disposed of after September 26, 2008. If the samples are determined to be hazardous, additional charges apply for disposal (typically less than $10/sample). If you would like the samples to be held longer than ACZ's stated policy or to be returned, please contact your Project Manager or Customer Service Representative for further details and associated costs. ACZ retains analytical reports for five years.

If you have any questions or other needs, please contact your Project Manager.

S. Habermehl

Scott Habermehl has reviewed
and approved this report.

FMI Gold Copper - Sierrita

August 26, 2008

Project ID: OJ07R9
ACZ Project ID: L70512

Sample Receipt

ACZ Laboratories, Inc. (ACZ) received 18 soil samples from FMI Gold & Copper - Sierrita on July 16, 2008. The samples were received in good condition. Upon receipt, the sample custodian removed the samples from the cooler, inspected the contents, and logged the samples into ACZ's computerized Laboratory Information Management System (LIMS). The samples were assigned ACZ LIMS project number L70512. The custodian verified the sample information entered into the computer against the chain of custody (COC) forms and sample bottle labels.

Holding Times

All analyses were performed within EPA recommended holding times.

Sample Analysis

These samples were analyzed for inorganic parameters. The individual methods are referenced on both, the ACZ invoice and the analytical reports. The extended qualifier reports may contain footnotes qualifying specific elements due to QC failures. In addition the following has been noted with this specific project:

1. The Selenium data has been qualified with the N1 flag. The chemist noted that the ICSA samples failed biased high. The values in the samples are greater than 10 times that in the ICSA (0.00066 mg/L).

ACZ Laboratories, Inc.
2773 Downhill Drive Steamboat Springs, CO 80487 (800) 334-5493

Inorganic Analytical Results

FMI Gold & Copper - Sierrita
Project ID: OJ07R9
Sample ID: CP-N08-1-3

ACZ Sample ID: ***L70512-01***
Date Sampled: *07/11/08 13:55*
Date Received: *07/16/08*
Sample Matrix: *Soil*

Metals Analysis

Parameter	EPA Method	Result	Qual	XQ	Units	MDL	PQL	Date	Analyst
Antimony, total (3050)	M6020 ICP-MS	0.6	B	*	mg/Kg	0.2	1	08/15/08 20:53	erf/msh
Arsenic, total (3050)	M6020 ICP-MS	7.5			mg/Kg	0.3	0.5	08/15/08 0:50	erf/msh
Barium, total (3050)	M6010B ICP	188		*	mg/Kg	0.3	2	08/04/08 14:53	aeh
Beryllium, total (3050)	M6010B ICP	0.4	B	*	mg/Kg	0.2	1	08/02/08 21:05	nek/erf
Cadmium, total (3050)	M6010B ICP		U	*	mg/Kg	0.5	2	08/02/08 21:05	nek/erf
Chromium, total (3050)	M6010B ICP	7		*	mg/Kg	1	5	08/02/08 21:05	nek/erf
Cobalt, total (3050)	M6010B ICP	12		*	mg/Kg	1	5	08/02/08 21:05	nek/erf
Copper, total (3050)	M6010B ICP	2420		*	mg/Kg	1	5	07/30/08 14:54	aeh
Lead, total (3050)	M6020 ICP-MS	16.30		*	mg/Kg	0.05	0.3	08/15/08 0:50	erf/msh
Manganese, total (3050)	M6010B ICP	294		*	mg/Kg	0.5	3	07/30/08 14:54	aeh
Mercury, total	M7471A CVAA	0.04	B		mg/Kg	0.04	0.2	07/21/08 20:40	jws
Molybdenum, total (3050)	M6010B ICP	149		*	mg/Kg	1	5	08/02/08 21:05	nek/erf
Nickel, total (3050)	M6010B ICP	9		*	mg/Kg	1	5	08/02/08 21:05	nek/erf
Selenium, total (3050)	M6020 ICP-MS	0.85		*	mg/Kg	0.05	0.3	08/15/08 0:50	erf/msh
Thallium, total (3050)	M6020 ICP-MS	0.53		*	mg/Kg	0.05	0.3	08/15/08 0:50	erf/msh
Uranium, total (3050)	M6020 ICP-MS	8.99		*	mg/Kg	0.05	0.3	08/15/08 0:50	erf/msh
Zinc, total (3050)	M6010B ICP	161		*	mg/Kg	1	5	08/02/08 21:05	nek/erf

Soil Analysis

Parameter	EPA Method	Result	Qual	XQ	Units	MDL	PQL	Date	Analyst
Solids, Percent	CLPSOW390, PART F, D-98	95.4		*	%	0.1	0.5	07/16/08 18:03	mjc

Soil Preparation

Parameter	EPA Method	Result	Qual	XQ	Units	MDL	PQL	Date	Analyst
Air Dry at 34 Degrees C	USDA No. 1, 1972			*				07/16/08 17:37	brd/bjl
Digestion - Hot Plate	M3050B ICP-MS							08/12/08 19:26	mjc/brd
Sieve-2000 um (2.0mm)	ASA No.9, 15-4.2.2			*				07/18/08 10:37	brd/lwt

Arizona license number: AZ0102

** Please refer to Qualifier Reports for details.*

ACZ Laboratories, Inc.
2773 Downhill Drive Steamboat Springs, CO 80487 (800) 334-5493

Inorganic Analytical Results

FMI Gold & Copper - Sierrita
Project ID: OJ07R9
Sample ID: CP-N08-5-7

ACZ Sample ID: ***L70512-02***
Date Sampled: *07/11/08 14:00*
Date Received: *07/16/08*
Sample Matrix: *Soil*

Metals Analysis

Parameter	EPA Method	Result	Qual	XQ	Units	MDL	PQL	Date	Analyst
Antimony, total (3050)	M6020 ICP-MS	0.5	B	*	mg/Kg	0.2	1	08/15/08 21:00	erf/msh
Arsenic, total (3050)	M6020 ICP-MS	7.7			mg/Kg	0.3	0.5	08/15/08 0:56	erf/msh
Barium, total (3050)	M6010B ICP	186		*	mg/Kg	0.3	2	08/04/08 15:14	aeh
Beryllium, total (3050)	M6010B ICP	0.4	B	*	mg/Kg	0.2	1	08/02/08 21:27	nek/erf
Cadmium, total (3050)	M6010B ICP		U	*	mg/Kg	0.5	2	08/02/08 21:27	nek/erf
Chromium, total (3050)	M6010B ICP	11		*	mg/Kg	1	5	08/02/08 21:27	nek/erf
Cobalt, total (3050)	M6010B ICP	11		*	mg/Kg	1	5	08/02/08 21:27	nek/erf
Copper, total (3050)	M6010B ICP	1100		*	mg/Kg	1	5	07/30/08 15:16	aeh
Lead, total (3050)	M6020 ICP-MS	9.56		*	mg/Kg	0.05	0.3	08/15/08 0:56	erf/msh
Manganese, total (3050)	M6010B ICP	365		*	mg/Kg	0.5	3	07/30/08 15:16	aeh
Mercury, total	M7471A CVAA		U		mg/Kg	0.04	0.2	07/21/08 20:43	jws
Molybdenum, total (3050)	M6010B ICP	77		*	mg/Kg	1	5	08/02/08 21:27	nek/erf
Nickel, total (3050)	M6010B ICP	9		*	mg/Kg	1	5	08/02/08 21:27	nek/erf
Selenium, total (3050)	M6020 ICP-MS	0.54		*	mg/Kg	0.05	0.3	08/15/08 0:56	erf/msh
Thallium, total (3050)	M6020 ICP-MS	0.41		*	mg/Kg	0.05	0.3	08/15/08 0:56	erf/msh
Uranium, total (3050)	M6020 ICP-MS	9.35		*	mg/Kg	0.05	0.3	08/15/08 0:56	erf/msh
Zinc, total (3050)	M6010B ICP	66		*	mg/Kg	1	5	08/02/08 21:27	nek/erf

Soil Analysis

Parameter	EPA Method	Result	Qual	XQ	Units	MDL	PQL	Date	Analyst
Solids, Percent	CLPSOW390, PART F, D-98	96.5		*	%	0.1	0.5	07/16/08 19:41	mjc

Soil Preparation

Parameter	EPA Method	Result	Qual	XQ	Units	MDL	PQL	Date	Analyst
Air Dry at 34 Degrees C	USDA No. 1, 1972			*				07/16/08 17:44	brd/bjl
Digestion - Hot Plate	M3050B ICP-MS							08/12/08 20:35	mjc/brd
Sieve-2000 um (2.0mm)	ASA No.9, 15-4.2.2			*				07/18/08 10:41	brd/lwt

Arizona license number: AZ0102

** Please refer to Qualifier Reports for details.*

ACZ Laboratories, Inc.
2773 Downhill Drive Steamboat Springs, CO 80487 (800) 334-5493

Inorganic Analytical Results

FMI Gold & Copper - Sierrita
Project ID: OJ07R9
Sample ID: CP-N08-10-11

ACZ Sample ID: ***L70512-03***
Date Sampled: *07/11/08 14:05*
Date Received: *07/16/08*
Sample Matrix: *Soil*

Metals Analysis

Parameter	EPA Method	Result	Qual	XQ	Units	MDL	PQL	Date	Analyst
Antimony, total (3050)	M6020 ICP-MS	2.9		*	mg/Kg	0.2	1	08/15/08 21:07	erf/msh
Arsenic, total (3050)	M6020 ICP-MS	41.9			mg/Kg	0.3	0.5	08/15/08 1:03	erf/msh
Barium, total (3050)	M6010B ICP	213		*	mg/Kg	0.3	2	08/04/08 15:17	aeh
Beryllium, total (3050)	M6010B ICP	0.6	B	*	mg/Kg	0.2	1	08/02/08 21:31	nek/erf
Cadmium, total (3050)	M6010B ICP		U	*	mg/Kg	0.5	2	08/02/08 21:31	nek/erf
Chromium, total (3050)	M6010B ICP	14		*	mg/Kg	1	5	08/02/08 21:31	nek/erf
Cobalt, total (3050)	M6010B ICP	9		*	mg/Kg	1	5	08/02/08 21:31	nek/erf
Copper, total (3050)	M6010B ICP	1190		*	mg/Kg	1	5	07/30/08 15:20	aeh
Lead, total (3050)	M6020 ICP-MS	9.66		*	mg/Kg	0.05	0.3	08/15/08 1:03	erf/msh
Manganese, total (3050)	M6010B ICP	271		*	mg/Kg	0.5	3	07/30/08 15:20	aeh
Mercury, total	M7471A CVAA	0.10	B		mg/Kg	0.04	0.2	07/21/08 20:45	jws
Molybdenum, total (3050)	M6010B ICP	106		*	mg/Kg	1	5	08/02/08 21:31	nek/erf
Nickel, total (3050)	M6010B ICP	9		*	mg/Kg	1	5	08/02/08 21:31	nek/erf
Selenium, total (3050)	M6020 ICP-MS	1.58		*	mg/Kg	0.05	0.3	08/15/08 1:03	erf/msh
Thallium, total (3050)	M6020 ICP-MS	0.34		*	mg/Kg	0.05	0.3	08/15/08 1:03	erf/msh
Uranium, total (3050)	M6020 ICP-MS	9.05		*	mg/Kg	0.05	0.3	08/15/08 1:03	erf/msh
Zinc, total (3050)	M6010B ICP	73		*	mg/Kg	1	5	08/02/08 21:31	nek/erf

Soil Analysis

Parameter	EPA Method	Result	Qual	XQ	Units	MDL	PQL	Date	Analyst
Solids, Percent	CLPSOW390, PART F, D-98	95.3		*	%	0.1	0.5	07/16/08 20:30	mjc

Soil Preparation

Parameter	EPA Method	Result	Qual	XQ	Units	MDL	PQL	Date	Analyst
Air Dry at 34 Degrees C	USDA No. 1, 1972			*				07/16/08 17:51	brd/bjl
Digestion - Hot Plate	M3050B ICP-MS							08/12/08 21:44	mjc/brd
Sieve-2000 um (2.0mm)	ASA No.9, 15-4.2.2			*				07/18/08 10:45	brd/lwt

Arizona license number: AZ0102

** Please refer to Qualifier Reports for details.*

ACZ Laboratories, Inc.
2773 Downhill Drive Steamboat Springs, CO 80487 (800) 334-5493

Inorganic Analytical Results

FMI Gold & Copper - Sierrita
Project ID: OJ07R9
Sample ID: CP-O09-0-1

ACZ Sample ID: ***L70512-04***
Date Sampled: *07/11/08 14:52*
Date Received: *07/16/08*
Sample Matrix: *Soil*

Metals Analysis

Parameter	EPA Method	Result	Qual	XQ	Units	MDL	PQL	Date	Analyst
Antimony, total (3050)	M6020 ICP-MS		U	*	mg/Kg	0.2	1	08/15/08 21:14	erf/msh
Arsenic, total (3050)	M6020 ICP-MS	3.5			mg/Kg	0.3	0.5	08/15/08 1:10	erf/msh
Barium, total (3050)	M6010B ICP	142		*	mg/Kg	0.3	2	08/04/08 15:21	aeh
Beryllium, total (3050)	M6010B ICP	0.5	B	*	mg/Kg	0.2	1	08/02/08 21:34	nek/erf
Cadmium, total (3050)	M6010B ICP		U	*	mg/Kg	0.5	2	08/02/08 21:34	nek/erf
Chromium, total (3050)	M6010B ICP	5	B	*	mg/Kg	1	5	08/02/08 21:34	nek/erf
Cobalt, total (3050)	M6010B ICP	11		*	mg/Kg	1	5	08/02/08 21:34	nek/erf
Copper, total (3050)	M6010B ICP	913		*	mg/Kg	1	5	07/30/08 15:23	aeh
Lead, total (3050)	M6020 ICP-MS	11.20		*	mg/Kg	0.05	0.3	08/15/08 1:10	erf/msh
Manganese, total (3050)	M6010B ICP	469		*	mg/Kg	0.5	3	07/30/08 15:23	aeh
Mercury, total	M7471A CVAA		U		mg/Kg	0.04	0.2	07/21/08 20:47	jws
Molybdenum, total (3050)	M6010B ICP	69		*	mg/Kg	1	5	08/02/08 21:34	nek/erf
Nickel, total (3050)	M6010B ICP	8		*	mg/Kg	1	5	08/02/08 21:34	nek/erf
Selenium, total (3050)	M6020 ICP-MS	0.39		*	mg/Kg	0.05	0.3	08/15/08 1:10	erf/msh
Thallium, total (3050)	M6020 ICP-MS	0.32		*	mg/Kg	0.05	0.3	08/15/08 1:10	erf/msh
Uranium, total (3050)	M6020 ICP-MS	4.91		*	mg/Kg	0.05	0.3	08/15/08 1:10	erf/msh
Zinc, total (3050)	M6010B ICP	106		*	mg/Kg	1	5	08/02/08 21:34	nek/erf

Soil Analysis

Parameter	EPA Method	Result	Qual	XQ	Units	MDL	PQL	Date	Analyst
Solids, Percent	CLPSOW390, PART F, D-98	93.5		*	%	0.1	0.5	07/16/08 21:19	mjc

Soil Preparation

Parameter	EPA Method	Result	Qual	XQ	Units	MDL	PQL	Date	Analyst
Air Dry at 34 Degrees C	USDA No. 1, 1972			*				07/16/08 17:57	brd/bjl
Digestion - Hot Plate	M3050B ICP-MS							08/12/08 22:53	mjc/brd
Sieve-2000 um (2.0mm)	ASA No.9, 15-4.2.2			*				07/18/08 10:48	brd/lwt

Arizona license number: AZ0102

** Please refer to Qualifier Reports for details.*

ACZ Laboratories, Inc.
2773 Downhill Drive Steamboat Springs, CO 80487 (800) 334-5493

Inorganic Analytical Results

FMI Gold & Copper - Sierrita
Project ID: OJ07R9
Sample ID: CP-O09-1-3

ACZ Sample ID: ***L70512-05***
Date Sampled: *07/11/08 14:52*
Date Received: *07/16/08*
Sample Matrix: *Soil*

Metals Analysis

Parameter	EPA Method	Result	Qual	XQ	Units	MDL	PQL	Date	Analyst
Antimony, total (3050)	M6020 ICP-MS		U	*	mg/Kg	0.2	1	08/15/08 21:21	erf/msh
Arsenic, total (3050)	M6020 ICP-MS	3.4			mg/Kg	0.3	0.5	08/15/08 1:17	erf/msh
Barium, total (3050)	M6010B ICP	187		*	mg/Kg	0.3	2	08/04/08 15:24	aeh
Beryllium, total (3050)	M6010B ICP	0.5	B	*	mg/Kg	0.2	1	08/02/08 21:38	nek/erf
Cadmium, total (3050)	M6010B ICP		U	*	mg/Kg	0.5	2	08/02/08 21:38	nek/erf
Chromium, total (3050)	M6010B ICP	7		*	mg/Kg	1	5	08/02/08 21:38	nek/erf
Cobalt, total (3050)	M6010B ICP	13		*	mg/Kg	1	5	08/02/08 21:38	nek/erf
Copper, total (3050)	M6010B ICP	1500		*	mg/Kg	1	5	07/30/08 15:27	aeh
Lead, total (3050)	M6020 ICP-MS	26.70		*	mg/Kg	0.05	0.3	08/15/08 1:17	erf/msh
Manganese, total (3050)	M6010B ICP	442		*	mg/Kg	0.5	3	07/30/08 15:27	aeh
Mercury, total	M7471A CVAA		U		mg/Kg	0.04	0.2	07/21/08 20:50	jws
Molybdenum, total (3050)	M6010B ICP	43		*	mg/Kg	1	5	08/02/08 21:38	nek/erf
Nickel, total (3050)	M6010B ICP	10		*	mg/Kg	1	5	08/02/08 21:38	nek/erf
Selenium, total (3050)	M6020 ICP-MS	0.45		*	mg/Kg	0.05	0.3	08/15/08 1:17	erf/msh
Thallium, total (3050)	M6020 ICP-MS	0.35		*	mg/Kg	0.05	0.3	08/15/08 1:17	erf/msh
Uranium, total (3050)	M6020 ICP-MS	5.66		*	mg/Kg	0.05	0.3	08/15/08 1:17	erf/msh
Zinc, total (3050)	M6010B ICP	146		*	mg/Kg	1	5	08/02/08 21:38	nek/erf

Soil Analysis

Parameter	EPA Method	Result	Qual	XQ	Units	MDL	PQL	Date	Analyst
Solids, Percent	CLPSOW390, PART F, D-98	95.7		*	%	0.1	0.5	07/16/08 22:08	mjc

Soil Preparation

Parameter	EPA Method	Result	Qual	XQ	Units	MDL	PQL	Date	Analyst
Air Dry at 34 Degrees C	USDA No. 1, 1972			*				07/16/08 18:04	brd/bjl
Digestion - Hot Plate	M3050B ICP-MS							08/13/08 0:02	mjc/brd
Sieve-2000 um (2.0mm)	ASA No.9, 15-4.2.2			*				07/18/08 10:52	brd/lwt

Arizona license number: AZ0102

** Please refer to Qualifier Reports for details.*

ACZ Laboratories, Inc.
2773 Downhill Drive Steamboat Springs, CO 80487 (800) 334-5493

Inorganic Analytical Results

FMI Gold & Copper - Sierrita
Project ID: OJ07R9
Sample ID: CP-O09-5-7

ACZ Sample ID: ***L70512-06***
Date Sampled: *07/11/08 14:58*
Date Received: *07/16/08*
Sample Matrix: *Soil*

Metals Analysis

Parameter	EPA Method	Result	Qual	XQ	Units	MDL	PQL	Date	Analyst
Antimony, total (3050)	M6020 ICP-MS		U	*	mg/Kg	0.2	1	08/15/08 21:27	erf/msh
Arsenic, total (3050)	M6020 ICP-MS	2.6			mg/Kg	0.3	0.5	08/15/08 1:44	erf/msh
Barium, total (3050)	M6010B ICP	158		*	mg/Kg	0.3	2	08/04/08 15:27	aeh
Beryllium, total (3050)	M6010B ICP	0.4	B	*	mg/Kg	0.2	1	08/02/08 21:42	nek/erf
Cadmium, total (3050)	M6010B ICP		U	*	mg/Kg	0.5	2	08/02/08 21:42	nek/erf
Chromium, total (3050)	M6010B ICP	12		*	mg/Kg	1	5	08/02/08 21:42	nek/erf
Cobalt, total (3050)	M6010B ICP	9		*	mg/Kg	1	5	08/02/08 21:42	nek/erf
Copper, total (3050)	M6010B ICP	2480		*	mg/Kg	1	5	07/30/08 15:30	aeh
Lead, total (3050)	M6020 ICP-MS	18.60		*	mg/Kg	0.05	0.3	08/15/08 1:44	erf/msh
Manganese, total (3050)	M6010B ICP	317		*	mg/Kg	0.5	3	07/30/08 15:30	aeh
Mercury, total	M7471A CVAA		U		mg/Kg	0.04	0.2	07/21/08 20:57	jws
Molybdenum, total (3050)	M6010B ICP	36		*	mg/Kg	1	5	08/02/08 21:42	nek/erf
Nickel, total (3050)	M6010B ICP	9		*	mg/Kg	1	5	08/02/08 21:42	nek/erf
Selenium, total (3050)	M6020 ICP-MS	0.39		*	mg/Kg	0.05	0.3	08/15/08 1:44	erf/msh
Thallium, total (3050)	M6020 ICP-MS	0.29	B	*	mg/Kg	0.05	0.3	08/15/08 1:44	erf/msh
Uranium, total (3050)	M6020 ICP-MS	3.40		*	mg/Kg	0.05	0.3	08/15/08 1:44	erf/msh
Zinc, total (3050)	M6010B ICP	78		*	mg/Kg	1	5	08/02/08 21:42	nek/erf

Soil Analysis

Parameter	EPA Method	Result	Qual	XQ	Units	MDL	PQL	Date	Analyst
Solids, Percent	CLPSOW390, PART F, D-98	95.5		*	%	0.1	0.5	07/16/08 22:57	mjc

Soil Preparation

Parameter	EPA Method	Result	Qual	XQ	Units	MDL	PQL	Date	Analyst
Air Dry at 34 Degrees C	USDA No. 1, 1972			*				07/16/08 18:11	brd/bjl
Digestion - Hot Plate	M3050B ICP-MS							08/13/08 1:10	mjc/brd
Sieve-2000 um (2.0mm)	ASA No.9, 15-4.2.2			*				07/18/08 10:56	brd/lwt

Arizona license number: AZ0102

** Please refer to Qualifier Reports for details.*

ACZ Laboratories, Inc.
2773 Downhill Drive Steamboat Springs, CO 80487 (800) 334-5493

Inorganic Analytical Results

FMI Gold & Copper - Sierrita
Project ID: OJ07R9
Sample ID: CP-O09-10-12

ACZ Sample ID: ***L70512-07***
Date Sampled: *07/11/08 15:02*
Date Received: *07/16/08*
Sample Matrix: *Soil*

Metals Analysis

Parameter	EPA Method	Result	Qual	XQ	Units	MDL	PQL	Date	Analyst
Antimony, total (3050)	M6020 ICP-MS	0.4	B	*	mg/Kg	0.2	1	08/15/08 21:48	erf/msh
Arsenic, total (3050)	M6020 ICP-MS	3.7			mg/Kg	0.3	0.5	08/15/08 1:51	erf/msh
Barium, total (3050)	M6010B ICP	155		*	mg/Kg	0.3	2	08/04/08 15:31	aeh
Beryllium, total (3050)	M6010B ICP	0.4	B	*	mg/Kg	0.2	1	08/02/08 21:46	nek/erf
Cadmium, total (3050)	M6010B ICP	1.1	B	*	mg/Kg	0.5	2	08/02/08 21:46	nek/erf
Chromium, total (3050)	M6010B ICP	25		*	mg/Kg	1	5	08/02/08 21:46	nek/erf
Cobalt, total (3050)	M6010B ICP	11		*	mg/Kg	1	5	08/02/08 21:46	nek/erf
Copper, total (3050)	M6010B ICP	1670		*	mg/Kg	1	5	07/30/08 15:34	aeh
Lead, total (3050)	M6020 ICP-MS	46.10		*	mg/Kg	0.05	0.3	08/15/08 1:51	erf/msh
Manganese, total (3050)	M6010B ICP	343		*	mg/Kg	0.5	3	07/30/08 15:34	aeh
Mercury, total	M7471A CVAA		U		mg/Kg	0.04	0.2	07/21/08 20:59	jws
Molybdenum, total (3050)	M6010B ICP	73		*	mg/Kg	1	5	08/02/08 21:46	nek/erf
Nickel, total (3050)	M6010B ICP	11		*	mg/Kg	1	5	08/02/08 21:46	nek/erf
Selenium, total (3050)	M6020 ICP-MS	0.84		*	mg/Kg	0.05	0.3	08/15/08 1:51	erf/msh
Thallium, total (3050)	M6020 ICP-MS	0.31		*	mg/Kg	0.05	0.3	08/15/08 1:51	erf/msh
Uranium, total (3050)	M6020 ICP-MS	3.45		*	mg/Kg	0.05	0.3	08/15/08 1:51	erf/msh
Zinc, total (3050)	M6010B ICP	123		*	mg/Kg	1	5	08/02/08 21:46	nek/erf

Soil Analysis

Parameter	EPA Method	Result	Qual	XQ	Units	MDL	PQL	Date	Analyst
Solids, Percent	CLPSOW390, PART F, D-98	94.6		*	%	0.1	0.5	07/16/08 23:46	mjc

Soil Preparation

Parameter	EPA Method	Result	Qual	XQ	Units	MDL	PQL	Date	Analyst
Air Dry at 34 Degrees C	USDA No. 1, 1972			*				07/16/08 18:18	brd/bjl
Digestion - Hot Plate	M3050B ICP-MS							08/13/08 2:19	mjc/brd
Sieve-2000 um (2.0mm)	ASA No.9, 15-4.2.2			*				07/18/08 11:00	brd/lwt

Arizona license number: AZ0102

** Please refer to Qualifier Reports for details.*

ACZ Laboratories, Inc.
2773 Downhill Drive Steamboat Springs, CO 80487 (800) 334-5493

Inorganic Analytical Results

FMI Gold & Copper - Sierrita
Project ID: OJ07R9
Sample ID: CP-O09-15-17

ACZ Sample ID: ***L70512-08***
Date Sampled: *07/11/08 15:10*
Date Received: *07/16/08*
Sample Matrix: *Soil*

Metals Analysis

Parameter	EPA Method	Result	Qual	XQ	Units	MDL	PQL	Date	Analyst
Antimony, total (3050)	M6020 ICP-MS		U	*	mg/Kg	0.2	1	08/15/08 22:02	erf/msh
Arsenic, total (3050)	M6020 ICP-MS	1.4			mg/Kg	0.3	0.5	08/15/08 1:58	erf/msh
Barium, total (3050)	M6010B ICP	155		*	mg/Kg	0.3	2	08/04/08 15:34	aeh
Beryllium, total (3050)	M6010B ICP	0.3	B	*	mg/Kg	0.2	1	08/02/08 21:49	nek/erf
Cadmium, total (3050)	M6010B ICP		U	*	mg/Kg	0.5	2	08/02/08 21:49	nek/erf
Chromium, total (3050)	M6010B ICP	7		*	mg/Kg	1	5	08/02/08 21:49	nek/erf
Cobalt, total (3050)	M6010B ICP	10		*	mg/Kg	1	5	08/02/08 21:49	nek/erf
Copper, total (3050)	M6010B ICP	666		*	mg/Kg	1	5	07/30/08 15:38	aeh
Lead, total (3050)	M6020 ICP-MS	6.56		*	mg/Kg	0.05	0.3	08/15/08 1:58	erf/msh
Manganese, total (3050)	M6010B ICP	326		*	mg/Kg	0.5	3	07/30/08 15:38	aeh
Mercury, total	M7471A CVAA		U		mg/Kg	0.04	0.2	07/21/08 21:01	jws
Molybdenum, total (3050)	M6010B ICP	16		*	mg/Kg	1	5	08/02/08 21:49	nek/erf
Nickel, total (3050)	M6010B ICP	9		*	mg/Kg	1	5	08/02/08 21:49	nek/erf
Selenium, total (3050)	M6020 ICP-MS	0.23	B		mg/Kg	0.05	0.3	08/22/08 15:13	msh
Thallium, total (3050)	M6020 ICP-MS	0.36		*	mg/Kg	0.05	0.3	08/15/08 1:58	erf/msh
Uranium, total (3050)	M6020 ICP-MS	2.62		*	mg/Kg	0.05	0.3	08/15/08 1:58	erf/msh
Zinc, total (3050)	M6010B ICP	147		*	mg/Kg	1	5	08/02/08 21:49	nek/erf

Soil Analysis

Parameter	EPA Method	Result	Qual	XQ	Units	MDL	PQL	Date	Analyst
Solids, Percent	CLPSOW390, PART F, D-98	95.2		*	%	0.1	0.5	07/17/08 0:35	mjc

Soil Preparation

Parameter	EPA Method	Result	Qual	XQ	Units	MDL	PQL	Date	Analyst
Air Dry at 34 Degrees C	USDA No. 1, 1972			*				07/16/08 18:25	brd/bjl
Digestion - Hot Plate	M3050B ICP-MS							08/13/08 3:28	mjc/brd
Sieve-2000 um (2.0mm)	ASA No.9, 15-4.2.2			*				07/18/08 11:03	brd/lwt

Arizona license number: AZ0102

** Please refer to Qualifier Reports for details.*

ACZ Laboratories, Inc.
2773 Downhill Drive Steamboat Springs, CO 80487 (800) 334-5493

Inorganic Analytical Results

FMI Gold & Copper - Sierrita
Project ID: OJ07R9
Sample ID: CP-M04-0-1

ACZ Sample ID: ***L70512-09***
Date Sampled: *07/11/08 09:55*
Date Received: *07/16/08*
Sample Matrix: *Soil*

Metals Analysis

Parameter	EPA Method	Result	Qual	XQ	Units	MDL	PQL	Date	Analyst
Antimony, total (3050)	M6020 ICP-MS	2.3		*	mg/Kg	0.2	1	08/15/08 22:09	erf/msh
Arsenic, total (3050)	M6020 ICP-MS	12.6			mg/Kg	0.3	0.5	08/15/08 2:05	erf/msh
Barium, total (3050)	M6010B ICP	130		*	mg/Kg	0.3	2	08/04/08 15:38	aeh
Beryllium, total (3050)	M6010B ICP	0.5	B	*	mg/Kg	0.2	1	08/02/08 21:53	nek/erf
Cadmium, total (3050)	M6010B ICP	0.7	B	*	mg/Kg	0.5	2	08/02/08 21:53	nek/erf
Chromium, total (3050)	M6010B ICP	9		*	mg/Kg	1	5	08/02/08 21:53	nek/erf
Cobalt, total (3050)	M6010B ICP	9		*	mg/Kg	1	5	08/02/08 21:53	nek/erf
Copper, total (3050)	M6010B ICP	9390		*	mg/Kg	1	5	07/30/08 15:41	aeh
Lead, total (3050)	M6020 ICP-MS	48.10		*	mg/Kg	0.05	0.3	08/15/08 2:05	erf/msh
Manganese, total (3050)	M6010B ICP	333		*	mg/Kg	0.5	3	07/30/08 15:41	aeh
Mercury, total	M7471A CVAA	0.15	B		mg/Kg	0.04	0.2	07/21/08 21:03	jws
Molybdenum, total (3050)	M6010B ICP	704		*	mg/Kg	1	5	08/02/08 21:53	nek/erf
Nickel, total (3050)	M6010B ICP	7		*	mg/Kg	1	5	08/02/08 21:53	nek/erf
Selenium, total (3050)	M6020 ICP-MS	3.09		*	mg/Kg	0.05	0.3	08/15/08 2:05	erf/msh
Thallium, total (3050)	M6020 ICP-MS	0.24	B	*	mg/Kg	0.05	0.3	08/15/08 2:05	erf/msh
Uranium, total (3050)	M6020 ICP-MS	5.55		*	mg/Kg	0.05	0.3	08/15/08 2:05	erf/msh
Zinc, total (3050)	M6010B ICP	272		*	mg/Kg	1	5	08/02/08 21:53	nek/erf

Soil Analysis

Parameter	EPA Method	Result	Qual	XQ	Units	MDL	PQL	Date	Analyst
Solids, Percent	CLPSOW390, PART F, D-98	91.6		*	%	0.1	0.5	07/17/08 1:24	mjc

Soil Preparation

Parameter	EPA Method	Result	Qual	XQ	Units	MDL	PQL	Date	Analyst
Air Dry at 34 Degrees C	USDA No. 1, 1972			*				07/16/08 18:31	brd/bjl
Digestion - Hot Plate	M3050B ICP-MS							08/13/08 4:37	mjc/brd
Sieve-2000 um (2.0mm)	ASA No.9, 15-4.2.2			*				07/18/08 11:07	brd/lwt

Arizona license number: AZ0102

** Please refer to Qualifier Reports for details.*

ACZ Laboratories, Inc.
2773 Downhill Drive Steamboat Springs, CO 80487 (800) 334-5493

Inorganic Analytical Results

FMI Gold & Copper - Sierrita
Project ID: OJ07R9
Sample ID: CP-M04-1-2.5

ACZ Sample ID: ***L70512-10***
Date Sampled: *07/11/08 09:57*
Date Received: *07/16/08*
Sample Matrix: *Soil*

Metals Analysis

Parameter	EPA Method	Result	Qual	XQ	Units	MDL	PQL	Date	Analyst
Antimony, total (3050)	M6020 ICP-MS	1.1		*	mg/Kg	0.2	1	08/15/08 22:16	erf/msh
Arsenic, total (3050)	M6020 ICP-MS	7.5			mg/Kg	0.3	0.5	08/15/08 2:11	erf/msh
Barium, total (3050)	M6010B ICP	142		*	mg/Kg	0.3	2	08/04/08 15:41	aeh
Beryllium, total (3050)	M6010B ICP	0.4	B	*	mg/Kg	0.2	1	08/02/08 21:57	nek/erf
Cadmium, total (3050)	M6010B ICP	0.6	B	*	mg/Kg	0.5	2	08/02/08 21:57	nek/erf
Chromium, total (3050)	M6010B ICP	26		*	mg/Kg	1	5	08/02/08 21:57	nek/erf
Cobalt, total (3050)	M6010B ICP	5	B	*	mg/Kg	1	5	08/02/08 21:57	nek/erf
Copper, total (3050)	M6010B ICP	3900		*	mg/Kg	1	5	07/30/08 15:45	aeh
Lead, total (3050)	M6020 ICP-MS	48.10		*	mg/Kg	0.05	0.3	08/15/08 2:11	erf/msh
Manganese, total (3050)	M6010B ICP	319		*	mg/Kg	0.5	3	07/30/08 15:45	aeh
Mercury, total	M7471A CVAA	0.16	B		mg/Kg	0.04	0.2	07/22/08 20:18	pmc
Molybdenum, total (3050)	M6010B ICP	206		*	mg/Kg	1	5	08/02/08 21:57	nek/erf
Nickel, total (3050)	M6010B ICP	7		*	mg/Kg	1	5	08/02/08 21:57	nek/erf
Selenium, total (3050)	M6020 ICP-MS	1.29		*	mg/Kg	0.05	0.3	08/15/08 2:11	erf/msh
Thallium, total (3050)	M6020 ICP-MS	0.12	B	*	mg/Kg	0.05	0.3	08/15/08 2:11	erf/msh
Uranium, total (3050)	M6020 ICP-MS	3.01		*	mg/Kg	0.05	0.3	08/15/08 2:11	erf/msh
Zinc, total (3050)	M6010B ICP	212		*	mg/Kg	1	5	08/02/08 21:57	nek/erf

Soil Analysis

Parameter	EPA Method	Result	Qual	XQ	Units	MDL	PQL	Date	Analyst
Solids, Percent	CLPSOW390, PART F, D-98	90.9		*	%	0.1	0.5	07/17/08 2:13	mjc

Soil Preparation

Parameter	EPA Method	Result	Qual	XQ	Units	MDL	PQL	Date	Analyst
Air Dry at 34 Degrees C	USDA No. 1, 1972			*				07/16/08 18:38	brd/bjl
Digestion - Hot Plate	M3050B ICP-MS							08/13/08 5:46	mjc/brd
Sieve-2000 um (2.0mm)	ASA No.9, 15-4.2.2			*				07/18/08 11:11	brd/lwt

Arizona license number: AZ0102

** Please refer to Qualifier Reports for details.*

ACZ Laboratories, Inc.
2773 Downhill Drive Steamboat Springs, CO 80487 (800) 334-5493

Inorganic Analytical Results

FMI Gold & Copper - Sierrita
Project ID: OJ07R9
Sample ID: CP-M04-5-5.4

ACZ Sample ID: ***L70512-11***
Date Sampled: *07/11/08 10:15*
Date Received: *07/16/08*
Sample Matrix: *Soil*

Metals Analysis

Parameter	EPA Method	Result	Qual	XQ	Units	MDL	PQL	Date	Analyst
Antimony, total (3050)	M6020 ICP-MS		U	*	mg/Kg	0.2	1	08/15/08 22:23	erf/msh
Arsenic, total (3050)	M6020 ICP-MS	1.5			mg/Kg	0.3	0.5	08/15/08 2:18	erf/msh
Barium, total (3050)	M6010B ICP	197		*	mg/Kg	0.3	2	08/04/08 15:45	aeh
Beryllium, total (3050)	M6010B ICP	0.5	B	*	mg/Kg	0.2	1	08/02/08 22:00	nek/erf
Cadmium, total (3050)	M6010B ICP		U	*	mg/Kg	0.5	2	08/02/08 22:00	nek/erf
Chromium, total (3050)	M6010B ICP	6		*	mg/Kg	1	5	08/02/08 22:00	nek/erf
Cobalt, total (3050)	M6010B ICP	11		*	mg/Kg	1	5	08/02/08 22:00	nek/erf
Copper, total (3050)	M6010B ICP	1720		*	mg/Kg	1	5	07/30/08 15:49	aeh
Lead, total (3050)	M6020 ICP-MS	6.55		*	mg/Kg	0.05	0.3	08/15/08 2:18	erf/msh
Manganese, total (3050)	M6010B ICP	374		*	mg/Kg	0.5	3	07/30/08 15:49	aeh
Mercury, total	M7471A CVAA		U		mg/Kg	0.04	0.2	07/22/08 20:24	pmc
Molybdenum, total (3050)	M6010B ICP	48		*	mg/Kg	1	5	08/02/08 22:00	nek/erf
Nickel, total (3050)	M6010B ICP	7		*	mg/Kg	1	5	08/02/08 22:00	nek/erf
Selenium, total (3050)	M6020 ICP-MS	0.87		*	mg/Kg	0.05	0.3	08/15/08 2:18	erf/msh
Thallium, total (3050)	M6020 ICP-MS	0.41		*	mg/Kg	0.05	0.3	08/15/08 2:18	erf/msh
Uranium, total (3050)	M6020 ICP-MS	9.05		*	mg/Kg	0.05	0.3	08/15/08 2:18	erf/msh
Zinc, total (3050)	M6010B ICP	45		*	mg/Kg	1	5	08/02/08 22:00	nek/erf

Soil Analysis

Parameter	EPA Method	Result	Qual	XQ	Units	MDL	PQL	Date	Analyst
Solids, Percent	CLPSOW390, PART F, D-98	95.6		*	%	0.1	0.5	07/17/08 3:02	mjc

Soil Preparation

Parameter	EPA Method	Result	Qual	XQ	Units	MDL	PQL	Date	Analyst
Air Dry at 34 Degrees C	USDA No. 1, 1972			*				07/16/08 18:45	brd/bjl
Digestion - Hot Plate	M3050B ICP-MS							08/13/08 6:55	mjc/brd
Sieve-2000 um (2.0mm)	ASA No.9, 15-4.2.2			*				07/18/08 11:15	brd/lwt

Arizona license number: AZ0102

** Please refer to Qualifier Reports for details.*

ACZ Laboratories, Inc.
2773 Downhill Drive Steamboat Springs, CO 80487 (800) 334-5493

Inorganic Analytical Results

FMI Gold & Copper - Sierrita
Project ID: OJ07R9
Sample ID: CP-003-0-1

ACZ Sample ID: ***L70512-12***
Date Sampled: *07/11/08 10:52*
Date Received: *07/16/08*
Sample Matrix: *Soil*

Metals Analysis

Parameter	EPA Method	Result	Qual	XQ	Units	MDL	PQL	Date	Analyst
Antimony, total (3050)	M6020 ICP-MS		U	*	mg/Kg	0.2	1	08/15/08 22:29	erf/msh
Arsenic, total (3050)	M6020 ICP-MS	2.3			mg/Kg	0.3	0.5	08/15/08 2:25	erf/msh
Barium, total (3050)	M6010B ICP	251		*	mg/Kg	0.3	2	08/04/08 15:55	aeh
Beryllium, total (3050)	M6010B ICP	0.5	B	*	mg/Kg	0.2	1	08/02/08 22:11	nek/erf
Cadmium, total (3050)	M6010B ICP		U	*	mg/Kg	0.5	2	08/02/08 22:11	nek/erf
Chromium, total (3050)	M6010B ICP	8		*	mg/Kg	1	5	08/02/08 22:11	nek/erf
Cobalt, total (3050)	M6010B ICP	14		*	mg/Kg	1	5	08/02/08 22:11	nek/erf
Copper, total (3050)	M6010B ICP	1700		*	mg/Kg	1	5	07/30/08 15:59	aeh
Lead, total (3050)	M6020 ICP-MS	5.35		*	mg/Kg	0.05	0.3	08/15/08 2:25	erf/msh
Manganese, total (3050)	M6010B ICP	386		*	mg/Kg	0.5	3	07/30/08 15:59	aeh
Mercury, total	M7471A CVAA		U		mg/Kg	0.04	0.2	07/22/08 20:26	pmc
Molybdenum, total (3050)	M6010B ICP	102		*	mg/Kg	1	5	08/02/08 22:11	nek/erf
Nickel, total (3050)	M6010B ICP	11		*	mg/Kg	1	5	08/02/08 22:11	nek/erf
Selenium, total (3050)	M6020 ICP-MS	0.45		*	mg/Kg	0.05	0.3	08/15/08 2:25	erf/msh
Thallium, total (3050)	M6020 ICP-MS	0.40		*	mg/Kg	0.05	0.3	08/15/08 2:25	erf/msh
Uranium, total (3050)	M6020 ICP-MS	4.91		*	mg/Kg	0.05	0.3	08/15/08 2:25	erf/msh
Zinc, total (3050)	M6010B ICP	119		*	mg/Kg	1	5	08/02/08 22:11	nek/erf

Soil Analysis

Parameter	EPA Method	Result	Qual	XQ	Units	MDL	PQL	Date	Analyst
Solids, Percent	CLPSOW390, PART F, D-98	98.0		*	%	0.1	0.5	07/17/08 3:51	mjc

Soil Preparation

Parameter	EPA Method	Result	Qual	XQ	Units	MDL	PQL	Date	Analyst
Air Dry at 34 Degrees C	USDA No. 1, 1972			*				07/16/08 18:52	brd/bjl
Digestion - Hot Plate	M3050B ICP-MS							08/13/08 8:04	mjc/brd
Sieve-2000 um (2.0mm)	ASA No.9, 15-4.2.2			*				07/18/08 11:18	brd/lwt

Arizona license number: AZ0102

** Please refer to Qualifier Reports for details.*

ACZ Laboratories, Inc.
2773 Downhill Drive Steamboat Springs, CO 80487 (800) 334-5493

Inorganic Analytical Results

FMI Gold & Copper - Sierrita
Project ID: OJ07R9
Sample ID: CP-003-1-3

ACZ Sample ID: ***L70512-13***
Date Sampled: *07/11/08 10:52*
Date Received: *07/16/08*
Sample Matrix: *Soil*

Metals Analysis

Parameter	EPA Method	Result	Qual	XQ	Units	MDL	PQL	Date	Analyst
Antimony, total (3050)	M6020 ICP-MS		U	*	mg/Kg	0.2	1	08/15/08 22:36	erf/msh
Arsenic, total (3050)	M6020 ICP-MS	1.2			mg/Kg	0.3	0.5	08/15/08 2:32	erf/msh
Barium, total (3050)	M6010B ICP	212		*	mg/Kg	0.3	2	08/04/08 15:59	aeh
Beryllium, total (3050)	M6010B ICP		U	*	mg/Kg	0.2	1	08/02/08 22:15	nek/erf
Cadmium, total (3050)	M6010B ICP		U	*	mg/Kg	0.5	2	08/02/08 22:15	nek/erf
Chromium, total (3050)	M6010B ICP	5		*	mg/Kg	1	5	08/02/08 22:15	nek/erf
Cobalt, total (3050)	M6010B ICP	13		*	mg/Kg	1	5	08/02/08 22:15	nek/erf
Copper, total (3050)	M6010B ICP	298		*	mg/Kg	1	5	07/30/08 16:03	aeh
Lead, total (3050)	M6020 ICP-MS	1.72		*	mg/Kg	0.05	0.3	08/15/08 2:32	erf/msh
Manganese, total (3050)	M6010B ICP	440		*	mg/Kg	0.5	3	07/30/08 16:03	aeh
Mercury, total	M7471A CVAA		U		mg/Kg	0.03	0.2	07/22/08 20:29	pmc
Molybdenum, total (3050)	M6010B ICP	2	B	*	mg/Kg	1	5	08/02/08 22:15	nek/erf
Nickel, total (3050)	M6010B ICP	11		*	mg/Kg	1	5	08/02/08 22:15	nek/erf
Selenium, total (3050)	M6020 ICP-MS	0.81		*	mg/Kg	0.05	0.3	08/15/08 2:32	erf/msh
Thallium, total (3050)	M6020 ICP-MS	0.31		*	mg/Kg	0.05	0.3	08/15/08 2:32	erf/msh
Uranium, total (3050)	M6020 ICP-MS	7.25		*	mg/Kg	0.05	0.3	08/15/08 2:32	erf/msh
Zinc, total (3050)	M6010B ICP	77		*	mg/Kg	1	5	08/02/08 22:15	nek/erf

Soil Analysis

Parameter	EPA Method	Result	Qual	XQ	Units	MDL	PQL	Date	Analyst
Solids, Percent	CLPSOW390, PART F, D-98	99.2		*	%	0.1	0.5	07/17/08 4:40	mjc

Soil Preparation

Parameter	EPA Method	Result	Qual	XQ	Units	MDL	PQL	Date	Analyst
Air Dry at 34 Degrees C	USDA No. 1, 1972			*				07/16/08 18:58	brd/bjl
Digestion - Hot Plate	M3050B ICP-MS							08/13/08 9:13	mjc/brd
Sieve-2000 um (2.0mm)	ASA No.9, 15-4.2.2			*				07/18/08 11:22	brd/lwt

Arizona license number: AZ0102

** Please refer to Qualifier Reports for details.*

ACZ Laboratories, Inc.
2773 Downhill Drive Steamboat Springs, CO 80487 (800) 334-5493

Inorganic Analytical Results

FMI Gold & Copper - Sierrita
Project ID: OJ07R9
Sample ID: CP-M06-0-1

ACZ Sample ID: ***L70512-14***
Date Sampled: *07/11/08 12:56*
Date Received: *07/16/08*
Sample Matrix: *Soil*

Metals Analysis

Parameter	EPA Method	Result	Qual	XQ	Units	MDL	PQL	Date	Analyst
Antimony, total (3050)	M6020 ICP-MS		U	*	mg/Kg	0.2	1	08/15/08 22:43	erf/msh
Arsenic, total (3050)	M6020 ICP-MS	2.6			mg/Kg	0.3	0.5	08/15/08 2:39	erf/msh
Barium, total (3050)	M6010B ICP	67.1		*	mg/Kg	0.3	2	08/04/08 16:02	aeh
Beryllium, total (3050)	M6010B ICP	0.5	B	*	mg/Kg	0.2	1	08/02/08 22:18	nek/erf
Cadmium, total (3050)	M6010B ICP		U	*	mg/Kg	0.5	2	08/02/08 22:18	nek/erf
Chromium, total (3050)	M6010B ICP	6		*	mg/Kg	1	5	08/02/08 22:18	nek/erf
Cobalt, total (3050)	M6010B ICP	4	B	*	mg/Kg	1	5	08/02/08 22:18	nek/erf
Copper, total (3050)	M6010B ICP	207		*	mg/Kg	1	5	07/30/08 16:07	aeh
Lead, total (3050)	M6020 ICP-MS	7.76		*	mg/Kg	0.05	0.3	08/15/08 2:39	erf/msh
Manganese, total (3050)	M6010B ICP	159		*	mg/Kg	0.5	3	07/30/08 16:07	aeh
Mercury, total	M7471A CVAA		U		mg/Kg	0.04	0.2	07/22/08 20:31	pmc
Molybdenum, total (3050)	M6010B ICP	23		*	mg/Kg	1	5	08/02/08 22:18	nek/erf
Nickel, total (3050)	M6010B ICP	3	B	*	mg/Kg	1	5	08/02/08 22:18	nek/erf
Selenium, total (3050)	M6020 ICP-MS	0.23	B		mg/Kg	0.05	0.3	08/22/08 15:20	msh
Thallium, total (3050)	M6020 ICP-MS	0.11	B	*	mg/Kg	0.05	0.3	08/15/08 2:39	erf/msh
Uranium, total (3050)	M6020 ICP-MS	1.45		*	mg/Kg	0.05	0.3	08/15/08 2:39	erf/msh
Zinc, total (3050)	M6010B ICP	26		*	mg/Kg	1	5	08/02/08 22:18	nek/erf

Soil Analysis

Parameter	EPA Method	Result	Qual	XQ	Units	MDL	PQL	Date	Analyst
Solids, Percent	CLPSOW390, PART F, D-98	92.1		*	%	0.1	0.5	07/17/08 5:29	mjc

Soil Preparation

Parameter	EPA Method	Result	Qual	XQ	Units	MDL	PQL	Date	Analyst
Air Dry at 34 Degrees C	USDA No. 1, 1972			*				07/16/08 19:05	brd/bjl
Digestion - Hot Plate	M3050B ICP-MS							08/13/08 10:21	mjc/brd
Sieve-2000 um (2.0mm)	ASA No.9, 15-4.2.2			*				07/18/08 11:26	brd/lwt

Arizona license number: AZ0102

** Please refer to Qualifier Reports for details.*

ACZ Laboratories, Inc.
2773 Downhill Drive Steamboat Springs, CO 80487 (800) 334-5493

Inorganic Analytical Results

FMI Gold & Copper - Sierrita
Project ID: OJ07R9
Sample ID: CP-M06-1-3

ACZ Sample ID: ***L70512-15***
Date Sampled: *07/11/08 12:56*
Date Received: *07/16/08*
Sample Matrix: *Soil*

Metals Analysis

Parameter	EPA Method	Result	Qual	XQ	Units	MDL	PQL	Date	Analyst
Antimony, total (3050)	M6020 ICP-MS	0.2	B	*	mg/Kg	0.2	1	08/15/08 22:50	erf/msh
Arsenic, total (3050)	M6020 ICP-MS	3.0			mg/Kg	0.3	0.5	08/15/08 2:46	erf/msh
Barium, total (3050)	M6010B ICP	92.4		*	mg/Kg	0.3	2	08/04/08 16:05	aeh
Beryllium, total (3050)	M6010B ICP	0.7	B	*	mg/Kg	0.2	1	08/02/08 22:22	nek/erf
Cadmium, total (3050)	M6010B ICP		U	*	mg/Kg	0.5	2	08/02/08 22:22	nek/erf
Chromium, total (3050)	M6010B ICP	7		*	mg/Kg	1	5	08/02/08 22:22	nek/erf
Cobalt, total (3050)	M6010B ICP	4	B	*	mg/Kg	1	5	08/02/08 22:22	nek/erf
Copper, total (3050)	M6010B ICP	200		*	mg/Kg	1	5	07/30/08 16:10	aeh
Lead, total (3050)	M6020 ICP-MS	8.17		*	mg/Kg	0.05	0.3	08/15/08 2:46	erf/msh
Manganese, total (3050)	M6010B ICP	157		*	mg/Kg	0.5	3	07/30/08 16:10	aeh
Mercury, total	M7471A CVAA		U		mg/Kg	0.04	0.2	07/22/08 20:38	pmc
Molybdenum, total (3050)	M6010B ICP	14		*	mg/Kg	1	5	08/02/08 22:22	nek/erf
Nickel, total (3050)	M6010B ICP	4	B	*	mg/Kg	1	5	08/02/08 22:22	nek/erf
Selenium, total (3050)	M6020 ICP-MS	0.35		*	mg/Kg	0.05	0.3	08/15/08 2:46	erf/msh
Thallium, total (3050)	M6020 ICP-MS	0.14	B	*	mg/Kg	0.05	0.3	08/15/08 2:46	erf/msh
Uranium, total (3050)	M6020 ICP-MS	1.35		*	mg/Kg	0.05	0.3	08/15/08 2:46	erf/msh
Zinc, total (3050)	M6010B ICP	27		*	mg/Kg	1	5	08/02/08 22:22	nek/erf

Soil Analysis

Parameter	EPA Method	Result	Qual	XQ	Units	MDL	PQL	Date	Analyst
Solids, Percent	CLPSOW390, PART F, D-98	95.3		*	%	0.1	0.5	07/17/08 6:18	mjc

Soil Preparation

Parameter	EPA Method	Result	Qual	XQ	Units	MDL	PQL	Date	Analyst
Air Dry at 34 Degrees C	USDA No. 1, 1972			*				07/16/08 19:12	brd/bjl
Digestion - Hot Plate	M3050B ICP-MS							08/13/08 11:30	mjc/brd
Sieve-2000 um (2.0mm)	ASA No.9, 15-4.2.2			*				07/18/08 11:30	brd/lwt

Arizona license number: AZ0102

** Please refer to Qualifier Reports for details.*

ACZ Laboratories, Inc.
2773 Downhill Drive Steamboat Springs, CO 80487 (800) 334-5493

Inorganic Analytical Results

FMI Gold & Copper - Sierrita
Project ID: OJ07R9
Sample ID: CP-JS-02-0-1

ACZ Sample ID: ***L70512-16***
Date Sampled: *07/11/08 13:20*
Date Received: *07/16/08*
Sample Matrix: *Soil*

Metals Analysis

Parameter	EPA Method	Result	Qual	XQ	Units	MDL	PQL	Date	Analyst
Antimony, total (3050)	M6020 ICP-MS	1.0		*	mg/Kg	0.2	1	08/15/08 23:11	erf/msh
Arsenic, total (3050)	M6020 ICP-MS	6.3			mg/Kg	0.3	0.5	08/15/08 3:06	erf/msh
Barium, total (3050)	M6010B ICP	36.8		*	mg/Kg	0.3	2	08/04/08 16:09	aeh
Beryllium, total (3050)	M6010B ICP	0.8	B	*	mg/Kg	0.2	1	08/02/08 22:26	nek/erf
Cadmium, total (3050)	M6010B ICP		U	*	mg/Kg	0.5	2	08/02/08 22:26	nek/erf
Chromium, total (3050)	M6010B ICP	3	B	*	mg/Kg	1	5	08/02/08 22:26	nek/erf
Cobalt, total (3050)	M6010B ICP	12		*	mg/Kg	1	5	08/02/08 22:26	nek/erf
Copper, total (3050)	M6010B ICP	2690		*	mg/Kg	1	5	07/30/08 16:14	aeh
Lead, total (3050)	M6020 ICP-MS	39.70		*	mg/Kg	0.05	0.3	08/15/08 3:06	erf/msh
Manganese, total (3050)	M6010B ICP	345		*	mg/Kg	0.5	3	07/30/08 16:14	aeh
Mercury, total	M7471A CVAA	0.07	B		mg/Kg	0.04	0.2	07/22/08 20:40	pmc
Molybdenum, total (3050)	M6010B ICP	618		*	mg/Kg	1	5	08/02/08 22:26	nek/erf
Nickel, total (3050)	M6010B ICP	2	B	*	mg/Kg	1	5	08/02/08 22:26	nek/erf
Selenium, total (3050)	M6020 ICP-MS	3.15		*	mg/Kg	0.05	0.3	08/15/08 3:06	erf/msh
Thallium, total (3050)	M6020 ICP-MS	0.12	B		mg/Kg	0.05	0.3	08/15/08 23:11	erf/msh
Uranium, total (3050)	M6020 ICP-MS	6.34		*	mg/Kg	0.05	0.3	08/15/08 3:06	erf/msh
Zinc, total (3050)	M6010B ICP	114		*	mg/Kg	1	5	08/02/08 22:26	nek/erf

Soil Analysis

Parameter	EPA Method	Result	Qual	XQ	Units	MDL	PQL	Date	Analyst
Solids, Percent	CLPSOW390, PART F, D-98	93.4		*	%	0.1	0.5	07/17/08 7:07	mjc

Soil Preparation

Parameter	EPA Method	Result	Qual	XQ	Units	MDL	PQL	Date	Analyst
Air Dry at 34 Degrees C	USDA No. 1, 1972			*				07/16/08 19:19	brd/bjl
Digestion - Hot Plate	M3050B ICP-MS							08/13/08 12:39	mjc/brd
Sieve-2000 um (2.0mm)	ASA No.9, 15-4.2.2			*				07/18/08 11:33	brd/lwt

Arizona license number: AZ0102

** Please refer to Qualifier Reports for details.*

ACZ Laboratories, Inc.
2773 Downhill Drive Steamboat Springs, CO 80487 (800) 334-5493

Inorganic Analytical Results

FMI Gold & Copper - Sierrita
Project ID: OJ07R9
Sample ID: CP-JS-02-1-3

ACZ Sample ID: ***L70512-17***
Date Sampled: *07/11/08 13:20*
Date Received: *07/16/08*
Sample Matrix: *Soil*

Metals Analysis

Parameter	EPA Method	Result	Qual	XQ	Units	MDL	PQL	Date	Analyst
Antimony, total (3050)	M6020 ICP-MS	0.2	B	*	mg/Kg	0.2	1	08/15/08 23:18	erf/msh
Arsenic, total (3050)	M6020 ICP-MS	2.8			mg/Kg	0.3	0.5	08/15/08 3:13	erf/msh
Barium, total (3050)	M6010B ICP	77.4		*	mg/Kg	0.3	2	08/04/08 16:12	aeh
Beryllium, total (3050)	M6010B ICP	0.8	B	*	mg/Kg	0.2	1	08/02/08 22:29	nek/erf
Cadmium, total (3050)	M6010B ICP		U	*	mg/Kg	0.5	2	08/02/08 22:29	nek/erf
Chromium, total (3050)	M6010B ICP	7		*	mg/Kg	1	5	08/02/08 22:29	nek/erf
Cobalt, total (3050)	M6010B ICP	5	B	*	mg/Kg	1	5	08/02/08 22:29	nek/erf
Copper, total (3050)	M6010B ICP	174		*	mg/Kg	1	5	07/30/08 16:17	aeh
Lead, total (3050)	M6020 ICP-MS	7.39		*	mg/Kg	0.05	0.3	08/15/08 3:13	erf/msh
Manganese, total (3050)	M6010B ICP	122		*	mg/Kg	0.5	3	07/30/08 16:17	aeh
Mercury, total	M7471A CVAA		U		mg/Kg	0.04	0.2	07/22/08 20:42	pmc
Molybdenum, total (3050)	M6010B ICP	27		*	mg/Kg	1	5	08/02/08 22:29	nek/erf
Nickel, total (3050)	M6010B ICP	4	B	*	mg/Kg	1	5	08/02/08 22:29	nek/erf
Selenium, total (3050)	M6020 ICP-MS	0.17	B		mg/Kg	0.05	0.3	08/22/08 15:24	msh
Thallium, total (3050)	M6020 ICP-MS		U		mg/Kg	0.05	0.3	08/15/08 23:18	erf/msh
Uranium, total (3050)	M6020 ICP-MS	0.93		*	mg/Kg	0.05	0.3	08/15/08 3:13	erf/msh
Zinc, total (3050)	M6010B ICP	34		*	mg/Kg	1	5	08/02/08 22:29	nek/erf

Soil Analysis

Parameter	EPA Method	Result	Qual	XQ	Units	MDL	PQL	Date	Analyst
Solids, Percent	CLPSOW390, PART F, D-98	94.6		*	%	0.1	0.5	07/17/08 7:56	mjc

Soil Preparation

Parameter	EPA Method	Result	Qual	XQ	Units	MDL	PQL	Date	Analyst
Air Dry at 34 Degrees C	USDA No. 1, 1972			*				07/16/08 19:25	brd/bjl
Digestion - Hot Plate	M3050B ICP-MS							08/13/08 13:48	mjc/brd
Sieve-2000 um (2.0mm)	ASA No.9, 15-4.2.2			*				07/18/08 11:37	brd/lwt

Arizona license number: AZ0102

** Please refer to Qualifier Reports for details.*

ACZ Laboratories, Inc.
2773 Downhill Drive Steamboat Springs, CO 80487 (800) 334-5493

Inorganic Analytical Results

FMI Gold & Copper - Sierrita
Project ID: OJ07R9
Sample ID: CP-N08-0-1

ACZ Sample ID: ***L70512-18***
Date Sampled: *07/11/08 13:55*
Date Received: *07/16/08*
Sample Matrix: *Soil*

Metals Analysis

Parameter	EPA Method	Result	Qual	XQ	Units	MDL	PQL	Date	Analyst
Antimony, total (3050)	M6020 ICP-MS		U	*	mg/Kg	0.2	1	08/15/08 23:25	erf/msh
Arsenic, total (3050)	M6020 ICP-MS	4.1			mg/Kg	0.3	0.5	08/15/08 3:20	erf/msh
Barium, total (3050)	M6010B ICP	169		*	mg/Kg	0.3	2	08/04/08 16:16	aeh
Beryllium, total (3050)	M6010B ICP	0.4	B	*	mg/Kg	0.2	1	08/02/08 22:33	nek/erf
Cadmium, total (3050)	M6010B ICP		U	*	mg/Kg	0.5	2	08/02/08 22:33	nek/erf
Chromium, total (3050)	M6010B ICP	5	B	*	mg/Kg	1	5	08/02/08 22:33	nek/erf
Cobalt, total (3050)	M6010B ICP	11		*	mg/Kg	1	5	08/02/08 22:33	nek/erf
Copper, total (3050)	M6010B ICP	1070		*	mg/Kg	1	5	07/30/08 16:21	aeh
Lead, total (3050)	M6020 ICP-MS	10.10		*	mg/Kg	0.05	0.3	08/15/08 3:20	erf/msh
Manganese, total (3050)	M6010B ICP	504		*	mg/Kg	0.5	3	07/30/08 16:21	aeh
Mercury, total	M7471A CVAA		U		mg/Kg	0.04	0.2	07/22/08 20:45	pmc
Molybdenum, total (3050)	M6010B ICP	27		*	mg/Kg	1	5	08/02/08 22:33	nek/erf
Nickel, total (3050)	M6010B ICP	8		*	mg/Kg	1	5	08/02/08 22:33	nek/erf
Selenium, total (3050)	M6020 ICP-MS	0.42		*	mg/Kg	0.05	0.3	08/15/08 3:20	erf/msh
Thallium, total (3050)	M6020 ICP-MS	0.27	B	*	mg/Kg	0.05	0.3	08/15/08 3:20	erf/msh
Uranium, total (3050)	M6020 ICP-MS	4.77		*	mg/Kg	0.05	0.3	08/15/08 3:20	erf/msh
Zinc, total (3050)	M6010B ICP	94		*	mg/Kg	1	5	08/02/08 22:33	nek/erf

Soil Analysis

Parameter	EPA Method	Result	Qual	XQ	Units	MDL	PQL	Date	Analyst
Solids, Percent	CLPSOW390, PART F, D-98	92.5		*	%	0.1	0.5	07/17/08 8:45	mjc

Soil Preparation

Parameter	EPA Method	Result	Qual	XQ	Units	MDL	PQL	Date	Analyst
Air Dry at 34 Degrees C	USDA No. 1, 1972			*				07/16/08 19:32	brd/bjl
Digestion - Hot Plate	M3050B ICP-MS							08/13/08 14:57	mjc/brd
Sieve-2000 um (2.0mm)	ASA No.9, 15-4.2.2			*				07/18/08 11:41	brd/lwt

Arizona license number: AZ0102

** Please refer to Qualifier Reports for details.*

Report Header Explanations

Batch	A distinct set of samples analyzed at a specific time
Found	Value of the QC Type of interest
Limit	Upper limit for RPD, in %.
Lower	Lower Recovery Limit, in % (except for LCSS, mg/Kg)
MDL	Method Detection Limit. Same as Minimum Reporting Limit. Allows for instrument and annual fluctuations.
PCN/SCN	A number assigned to reagents/standards to trace to the manufacturer's certificate of analysis
PQL	Practical Quantitation Limit, typically 5 times the MDL.
QC	True Value of the Control Sample or the amount added to the Spike
Rec	Amount of the true value or spike added recovered, in % (except for LCSS, mg/Kg)
RPD	Relative Percent Difference, calculation used for Duplicate QC Types
Upper	Upper Recovery Limit, in % (except for LCSS, mg/Kg)
Sample	Value of the Sample of interest

QC Sample Types

AS	Analytical Spike (Post Digestion)	*LCSWD*	Laboratory Control Sample - Water Duplicate
ASD	Analytical Spike (Post Digestion) Duplicate	*LFB*	Laboratory Fortified Blank
CCB	Continuing Calibration Blank	*LFM*	Laboratory Fortified Matrix
CCV	Continuing Calivation Verification standard	*LFMD*	Laboratory Fortified Matrix Duplicate
DUP	Sample Duplicate	*LRB*	Laboratory Reagent Blank
ICB	Initial Calibration Blank	*MS*	Matrix Spike
ICV	Initial Calibration Verification standard	*MSD*	Matrix Spike Duplicate
ICSAB	Inter-element Correction Standard - A plus B solutions	*PBS*	Prep Blank - Soil
LCSS	Laboratory Control Sample - Soil	*PBW*	Prep Blank - Water
LCSSD	Laboratory Control Sample - Soil Duplicate	*PQV*	Practical Quantitation Verification standard
LCSW	Laboratory Control Sample - Water	*SDL*	Serial Dilution

QC Sample Type Explanations

Blanks	Verifies that there is no or minimal contamination in the prep method or calibration procedure.
Control Samples	Verifies the accuracy of the method, including the prep procedure.
Duplicates	Verifies the precision of the instrument and/or method.
Spikes/Fortified Matrix	Determines sample matrix interferences, if any.
Standard	Verifies the validity of the calibration.

ACZ Qualifiers (Qual)

B	Analyte concentration detected at a value between MDL and PQL.
H	Analysis exceeded method hold time. pH is a field test with an immediate hold time.
U	Analyte was analyzed for but not detected at the indicated MDL

Method References

(1) EPA 600/4-83-020. Methods for Chemical Analysis of Water and Wastes, March 1983.
(2) EPA 600/R-93-100. Methods for the Determination of Inorganic Substances in Environmental Samples, August 1993.
(3) EPA 600/R-94-111. Methods for the Determination of Metals in Environmental Samples - Supplement I, May 1994.
(5) EPA SW-846. Test Methods for Evaluating Solid Waste, Third Edition with Update III, December 1996.
(6) Standard Methods for the Examination of Water and Wastewater, 19th edition, 1995.

Comments

(1) QC results calculated from raw data. Results may vary slightly if the rounded values are used in the calculations.
(2) Soil, Sludge, and Plant matrices for Inorganic analyses are reported on a dry weight basis.
(3) Animal matrices for Inorganic analyses are reported on an "as received" basis.

FMI Gold & Copper - Sierrita
Project ID: OJ07R9

ACZ Project ID: ***L70512***

Antimony, total (3050) M6020 ICP-MS

ACZ ID	Type	Analyzed	PCN/SCN	QC	Sample	Found	Units	Rec	Lower	Upper	RPD	Limit	Qual
WG250102													
WG250102ICV	ICV	08/15/08 19:58	MS080722-4	.02006		.02044	mg/L	101.9	90	110			
WG250102ICB	ICB	08/15/08 20:05				U	mg/L		-0.0012	0.0012			
WG249856PBS	PBS	08/15/08 20:33				U	mg/Kg		-0.6	0.6			
WG249856LCSS	LCSS	08/15/08 20:40	PCN30289	126		110.2	mg/Kg		63.3	189			
WG249856LCSSD	LCSSD	08/15/08 20:47	PCN30289	126		108.9	mg/Kg		63.3	189	1.2	20	
L70512-18MS	MS	08/15/08 23:32	MS080707-3	5	U	2.63	mg/Kg	52.6	75	125			M2
L70512-18MSD	MSD	08/15/08 23:39	MS080707-3	5	U	2.89	mg/Kg	57.8	75	125	9.42	20	M2

Arsenic, total (3050) M6020 ICP-MS

ACZ ID	Type	Analyzed	PCN/SCN	QC	Sample	Found	Units	Rec	Lower	Upper	RPD	Limit	Qual
WG250011													
WG250011ICV	ICV	08/14/08 23:55	MS080722-4	.05		.04829	mg/L	96.6	90	110			
WG250011ICB	ICB	08/15/08 0:02				U	mg/L		-0.0015	0.0015			
WG249856PBS	PBS	08/15/08 0:29				U	mg/Kg		-0.9	0.9			
WG249856LCSS	LCSS	08/15/08 0:36	PCN30289	225		224.7	mg/Kg		181	270			
WG249856LCSSD	LCSSD	08/15/08 0:43	PCN30289	225		229.3	mg/Kg		181	270	2	20	
L70512-18MS	MS	08/15/08 3:27	MS080707-3	25	4.1	26	mg/Kg	87.6	75	125			
L70512-18MSD	MSD	08/15/08 3:34	MS080707-3	25	4.1	25.27	mg/Kg	84.7	75	125	2.85	20	

Barium, total (3050) M6010B ICP

ACZ ID	Type	Analyzed	PCN/SCN	QC	Sample	Found	Units	Rec	Lower	Upper	RPD	Limit	Qual
WG249356													
WG249356ICV	ICV	08/04/08 14:25	II080717-1	2		1.9844	mg/L	99.2	90	110			
WG249356ICB	ICB	08/04/08 14:29				U	mg/L		-0.009	0.009			
WG249216PBS	PBS	08/04/08 14:43				U	mg/Kg		-0.9	0.9			
WG249216LCSS	LCSS	08/04/08 14:46	PCN30060	362		411.69	mg/Kg		299	424			
WG249216LCSSD	LCSSD	08/04/08 14:49	PCN30060	362		333.41	mg/Kg		299	424	21	20	RK
L70512-01MS	MS	08/04/08 15:00	II080730-2	50.5	188	232.65	mg/Kg	88.4	75	125			
L70512-01MSD	MSD	08/04/08 15:03	II080730-2	50.5	188	263.83	mg/Kg	150.2	75	125	12.56	20	M3

Beryllium, total (3050) M6010B ICP

ACZ ID	Type	Analyzed	PCN/SCN	QC	Sample	Found	Units	Rec	Lower	Upper	RPD	Limit	Qual
WG249284													
WG249284ICV	ICV	08/02/08 20:35	II080717-1	2		1.9122	mg/L	95.6	90	110			
WG249284ICB	ICB	08/02/08 20:39				U	mg/L		-0.006	0.006			
WG249216PBS	PBS	08/02/08 20:54				U	mg/Kg		-0.6	0.6			
WG249216LCSS	LCSS	08/02/08 20:57	PCN30060	140		164.63	mg/Kg		115	166			
WG249216LCSSD	LCSSD	08/02/08 21:01	PCN30060	140		141.25	mg/Kg		115	166	15.3	20	
L70512-01MS	MS	08/02/08 21:12	II080730-2	50.5	.4	45.29	mg/Kg	88.9	75	125			
L70512-01MSD	MSD	08/02/08 21:16	II080730-2	50.5	.4	34.39	mg/Kg	67.3	75	125	27.36	20	M2 RD

FMI Gold & Copper - Sierrita
Project ID: OJ07R9

ACZ Project ID: ***L70512***

Cadmium, total (3050) M6010B ICP

ACZ ID	Type	Analyzed	PCN/SCN	QC	Sample	Found	Units	Rec	Lower	Upper	RPD	Limit	Qual
WG249284													
WG249284ICV	ICV	08/02/08 20:35	II080717-1	2		1.9176	mg/L	95.9	90	110			
WG249284ICB	ICB	08/02/08 20:39				U	mg/L		-0.015	0.015			
WG249216PBS	PBS	08/02/08 20:54				U	mg/Kg		-1.5	1.5			
WG249216LCSS	LCSS	08/02/08 20:57	PCN30060	141		153.55	mg/Kg		114	169			
WG249216LCSSD	LCSSD	08/02/08 21:01	PCN30060	141		147.06	mg/Kg		114	169	4.3	20	
L70512-01MS	MS	08/02/08 21:12	II080730-2	50.5	U	43.57	mg/Kg	86.3	75	125			
L70512-01MSD	MSD	08/02/08 21:16	II080730-2	50.5	U	37.52	mg/Kg	74.3	75	125	14.92	20	MA

Chromium, total (3050) M6010B ICP

ACZ ID	Type	Analyzed	PCN/SCN	QC	Sample	Found	Units	Rec	Lower	Upper	RPD	Limit	Qual
WG249284													
WG249284ICV	ICV	08/02/08 20:35	II080717-1	2		1.915	mg/L	95.8	90	110			
WG249284ICB	ICB	08/02/08 20:39				U	mg/L		-0.03	0.03			
WG249216PBS	PBS	08/02/08 20:54				U	mg/Kg		-3	3			
WG249216LCSS	LCSS	08/02/08 20:57	PCN30060	76.3		88.3	mg/Kg		61.5	91			
WG249216LCSSD	LCSSD	08/02/08 21:01	PCN30060	76.3		74.7	mg/Kg		61.5	91	16.7	20	
L70512-01MS	MS	08/02/08 21:12	II080730-2	50.5	7	49.9	mg/Kg	85	75	125			
L70512-01MSD	MSD	08/02/08 21:16	II080730-2	50.5	7	37.5	mg/Kg	60.4	75	125	28.38	20	M2 RD

Cobalt, total (3050) M6010B ICP

ACZ ID	Type	Analyzed	PCN/SCN	QC	Sample	Found	Units	Rec	Lower	Upper	RPD	Limit	Qual
WG249284													
WG249284ICV	ICV	08/02/08 20:35	II080717-1	2		1.872	mg/L	93.6	90	110			
WG249284ICB	ICB	08/02/08 20:39				U	mg/L		-0.03	0.03			
WG249216PBS	PBS	08/02/08 20:54				U	mg/Kg		-3	3			
WG249216LCSS	LCSS	08/02/08 20:57	PCN30060	83.9		92.6	mg/Kg		68.1	99.7			
WG249216LCSSD	LCSSD	08/02/08 21:01	PCN30060	83.9		83.7	mg/Kg		68.1	99.7	10.1	20	
L70512-01MS	MS	08/02/08 21:12	II080730-2	50.5	12	53.2	mg/Kg	81.6	75	125			
L70512-01MSD	MSD	08/02/08 21:16	II080730-2	50.5	12	40.7	mg/Kg	56.8	75	125	26.62	20	M2 RD

Copper, total (3050) M6010B ICP

ACZ ID	Type	Analyzed	PCN/SCN	QC	Sample	Found	Units	Rec	Lower	Upper	RPD	Limit	Qual
WG248996													
WG248996ICV	ICV	07/30/08 14:25	II080717-1	2		1.938	mg/L	96.9	90	110			
WG248996ICB1	ICB	07/30/08 14:28				U	mg/L		-0.03	0.03			
WG248371PBS	PBS	07/30/08 14:43				U	mg/Kg		-3	3			
WG248371LCSS	LCSS	07/30/08 14:47	PCN30060	77.2		77.7	mg/Kg		62.9	91.5			
WG248371LCSSD	LCSSD	07/30/08 14:51	PCN30060	77.2		76.7	mg/Kg		62.9	91.5	1.3	20	
L70512-01MS	MS	07/30/08 15:01	II080708-3	50.5	2420	1963	mg/Kg	-905	75	125			M3
L70512-01MSD	MSD	07/30/08 15:05	II080708-3	50.5	2420	2235.2	mg/Kg	-365.9	75	125	12.97	20	M3

FMI Gold & Copper - Sierrita ACZ Project ID: ***L70512***

Project ID: OJ07R9

Lead, total (3050) M6020 ICP-MS

ACZ ID	Type	Analyzed	PCN/SCN	QC	Sample	Found	Units	Rec	Lower	Upper	RPD	Limit	Qual
WG250011													
WG250011ICV	ICV	08/14/08 23:55	MS080722-4	.05		.04774	mg/L	95.5	90	110			
WG250011ICB	ICB	08/15/08 0:02				U	mg/L		-0.0003	0.0003			
WG249856PBS	PBS	08/15/08 0:29				U	mg/Kg		-0.15	0.15			
WG249856LCSS	LCSS	08/15/08 0:36	PCN30289	223		225.85	mg/Kg		183	264			
WG249856LCSSD	LCSSD	08/15/08 0:43	PCN30289	223		224.85	mg/Kg		183	264	0.4	20	
L70512-18MS	MS	08/15/08 3:27	MS080707-3	25	10.1	35.425	mg/Kg	101.3	75	125			
L70512-18MSD	MSD	08/15/08 3:34	MS080707-3	25	10.1	32.22	mg/Kg	88.5	75	125	9.48	20	

Manganese, total (3050) M6010B ICP

ACZ ID	Type	Analyzed	PCN/SCN	QC	Sample	Found	Units	Rec	Lower	Upper	RPD	Limit	Qual
WG248996													
WG248996ICV	ICV	07/30/08 14:25	II080717-1	2		1.9095	mg/L	95.5	90	110			
WG248996ICB1	ICB	07/30/08 14:28				U	mg/L		-0.015	0.015			
WG248371PBS	PBS	07/30/08 14:43				U	mg/Kg		-1.5	1.5			
WG248371LCSS	LCSS	07/30/08 14:47	PCN30060	466		475.61	mg/Kg		379	552			
WG248371LCSSD	LCSSD	07/30/08 14:51	PCN30060	466		483.71	mg/Kg		379	552	1.7	20	
L70512-01MS	MS	07/30/08 15:01	II080708-3	50.5	294	334.12	mg/Kg	79.4	75	125			
L70512-01MSD	MSD	07/30/08 15:05	II080708-3	50.5	294	328.73	mg/Kg	68.8	75	125	1.63	20	M3

Mercury, total M7471A CVAA

ACZ ID	Type	Analyzed	PCN/SCN	QC	Sample	Found	Units	Rec	Lower	Upper	RPD	Limit	Qual
WG248481													
WG248481ICV	ICV	07/21/08 19:56	II080721-4	.01002		.01011	mg/L	100.9	90	110			
WG248481ICB	ICB	07/21/08 19:58				U	mg/L		-0.0006	0.0006			
WG248481PBS	PBS	07/21/08 20:01				U	mg/Kg		-0.12	0.12			
WG248481LCSS	LCSS	07/21/08 20:03	PCN28813	5.8		6.29	mg/Kg		3.83	7.69			
WG248481LCSSD	LCSSD	07/21/08 20:05	PCN28813	5.8		5.85	mg/Kg		3.83	7.69	7.2	20	
L70511-01MS	MS	07/21/08 20:10	II080701-4	.95	U	.969	mg/Kg	102	85	115			
L70511-01MSD	MSD	07/21/08 20:12	II080701-4	.95	U	.968	mg/Kg	101.9	85	115	0.1	20	
WG248517													
WG248517ICV	ICV	07/22/08 20:07	II080721-4	.01002		.01038	mg/L	103.6	90	110			
WG248517ICB	ICB	07/22/08 20:09				U	mg/L		-0.0006	0.0006			
WG248517PBS	PBS	07/22/08 20:12				U	mg/Kg		-0.12	0.12			
WG248517LCSS	LCSS	07/22/08 20:14	PCN28813	5.8		5.63	mg/Kg		3.83	7.69			
WG248517LCSSD	LCSSD	07/22/08 20:16	PCN28813	5.8		5.61	mg/Kg		3.83	7.69	0.4	20	
L70512-10MS	MS	07/22/08 20:20	II080701-4	1.005	.16	1.122	mg/Kg	95.7	85	115			
L70512-10MSD	MSD	07/22/08 20:22	II080701-4	1.005	.16	1.095	mg/Kg	93	85	115	2.44	20	

FMI Gold & Copper - Sierrita ACZ Project ID: ***L70512***

Project ID: OJ07R9

Molybdenum, total (3050) M6010B ICP

ACZ ID	Type	Analyzed	PCN/SCN	QC	Sample	Found	Units	Rec	Lower	Upper	RPD	Limit	Qual
WG249284													
WG249284ICV	ICV	08/02/08 20:35	II080717-1	2		1.919	mg/L	96	90	110			
WG249284ICB	ICB	08/02/08 20:39				U	mg/L		-0.03	0.03			
WG249216PBS	PBS	08/02/08 20:54				U	mg/Kg		-3	3			
WG249216LCSS	LCSS	08/02/08 20:57	PCN30060	1700		201.8	mg/Kg		132	208			
WG249216LCSSD	LCSSD	08/02/08 21:01	PCN30060	1700		185.7	mg/Kg		132	208	8.3	20	
L70512-01MS	MS	08/02/08 21:12	II080730-2	50.5	149	180.2	mg/Kg	61.8	75	125			M2
L70512-01MSD	MSD	08/02/08 21:16	II080730-2	50.5	149	123	mg/Kg	-51.5	75	125	37.73	20	M2 RD

Nickel, total (3050) M6010B ICP

ACZ ID	Type	Analyzed	PCN/SCN	QC	Sample	Found	Units	Rec	Lower	Upper	RPD	Limit	Qual
WG249284													
WG249284ICV	ICV	08/02/08 20:35	II080717-1	2		1.867	mg/L	93.4	90	110			
WG249284ICB	ICB	08/02/08 20:39				U	mg/L		-0.03	0.03			
WG249216PBS	PBS	08/02/08 20:54				U	mg/Kg		-3	3			
WG249216LCSS	LCSS	08/02/08 20:57	PCN30060	84.3		92.6	mg/Kg		66.3	102			
WG249216LCSSD	LCSSD	08/02/08 21:01	PCN30060	84.3		87.6	mg/Kg		66.3	102	5.5	20	
L70512-01MS	MS	08/02/08 21:12	II080730-2	50.3485	9	50.9	mg/Kg	83.2	75	125			
L70512-01MSD	MSD	08/02/08 21:16	II080730-2	50.3485	9	38.9	mg/Kg	59.4	75	125	26.73	20	M2 RD

Selenium, total (3050) M6020 ICP-MS

ACZ ID	Type	Analyzed	PCN/SCN	QC	Sample	Found	Units	Rec	Lower	Upper	RPD	Limit	Qual
WG250011													
WG250011ICV	ICV	08/14/08 23:55	MS080722-4	.05		.04845	mg/L	96.9	90	110			
WG250011ICB	ICB	08/15/08 0:02				U	mg/L		-0.0003	0.0003			
WG249856PBS	PBS	08/15/08 0:29				.109	mg/Kg		-0.15	0.15			
WG249856LCSS	LCSS	08/15/08 0:36	PCN30289	147		153.55	mg/Kg		114	180			
WG249856LCSSD	LCSSD	08/15/08 0:43	PCN30289	147		144.6	mg/Kg		114	180	6	20	
L70512-18MS	MS	08/15/08 3:27	MS080707-3	12.5	.42	10.12	mg/Kg	77.6	75	125			
L70512-18MSD	MSD	08/15/08 3:34	MS080707-3	12.5	.42	10.32	mg/Kg	79.2	75	125	1.96	20	
WG250206													
WG250206ICV	ICV	08/22/08 14:43	MS080813-2	.05		.05245	mg/L	104.9	90	110			
WG250206ICB	ICB	08/22/08 14:46				U	mg/L		-0.0003	0.0003			
WG249856PBS	PBS	08/22/08 15:01				U	mg/Kg		-0.15	0.15			
WG249856LCSS	LCSS	08/22/08 15:05	PCN30289	147		162.8	mg/Kg		114	180			
WG249856LCSSD	LCSSD	08/22/08 15:09	PCN30289	147		153.25	mg/Kg		114	180	6	20	
L70512-18MS	MS	08/22/08 15:38	MS080707-3	12.5	.35	11.59	mg/Kg	89.9	75	125			
L70512-18MSD	MSD	08/22/08 15:42	MS080707-3	12.5	.35	12.115	mg/Kg	94.1	75	125	4.43	20	

Solids, Percent CLPSOW390, PART F, D-98

ACZ ID	Type	Analyzed	PCN/SCN	QC	Sample	Found	Units	Rec	Lower	Upper	RPD	Limit	Qual
WG248222													
WG248222PBS	PBS	07/16/08 17:15				U	%		99.9	100.1			
L70512-01DUP	DUP	07/16/08 18:52			95.4	95.76	%				0.4	20	

FMI Gold & Copper - Sierrita ACZ Project ID: ***L70512***

Project ID: OJ07R9

Thallium, total (3050) M6020 ICP-MS

ACZ ID	Type	Analyzed	PCN/SCN	QC	Sample	Found	Units	Rec	Lower	Upper	RPD	Limit	Qual
WG250011													
WG250011ICV	ICV	08/14/08 23:55	MS080722-4	.05		.05122	mg/L	102.4	90	110			
WG250011ICB	ICB	08/15/08 0:02				U	mg/L		-0.0003	0.0003			
WG249856PBS	PBS	08/15/08 0:29				U	mg/Kg		-0.15	0.15			
WG249856LCSS	LCSS	08/15/08 0:36	PCN30289	173		185.15	mg/Kg		140	205			
WG249856LCSSD	LCSSD	08/15/08 0:43	PCN30289	173		181.35	mg/Kg		140	205	2.1	20	
L70512-18MS	MS	08/15/08 3:27	MS080707-3	25.05	.27	26.435	mg/Kg	104.5	75	125			
L70512-18MSD	MSD	08/15/08 3:34	MS080707-3	25.05	.27	25.71	mg/Kg	101.6	75	125	2.78	20	
WG250102													
WG250102ICV	ICV	08/15/08 19:58	MS080722-4	.05		.05301	mg/L	106	90	110			
WG250102ICB	ICB	08/15/08 20:05				U	mg/L		-0.0003	0.0003			
WG249856PBS	PBS	08/15/08 20:33				U	mg/Kg		-0.15	0.15			
WG249856LCSS	LCSS	08/15/08 20:40	PCN30289	173		180.1	mg/Kg		140	205			
WG249856LCSSD	LCSSD	08/15/08 20:47	PCN30289	173		176	mg/Kg		140	205	2.3	20	
L70512-18MS	MS	08/15/08 23:32	MS080707-3	25.05	.2	25.305	mg/Kg	100.2	75	125			
L70512-18MSD	MSD	08/15/08 23:39	MS080707-3	25.05	.2	24.71	mg/Kg	97.8	75	125	2.38	20	

Uranium, total (3050) M6020 ICP-MS

ACZ ID	Type	Analyzed	PCN/SCN	QC	Sample	Found	Units	Rec	Lower	Upper	RPD	Limit	Qual
WG250011													
WG250011ICV	ICV	08/14/08 23:55	MS080722-4	.05		.04693	mg/L	93.9	90	110			
WG250011ICB	ICB	08/15/08 0:02				U	mg/L		-0.0003	0.0003			
WG249856PBS	PBS	08/15/08 0:29				U	mg/Kg		-0.15	0.15			
L70512-18MS	MS	08/15/08 3:27	MS080707-3	12.5	4.77	17.265	mg/Kg	100	75	125			
L70512-18MSD	MSD	08/15/08 3:34	MS080707-3	12.5	4.77	16.31	mg/Kg	92.3	75	125	5.69	20	

Zinc, total (3050) M6010B ICP

ACZ ID	Type	Analyzed	PCN/SCN	QC	Sample	Found	Units	Rec	Lower	Upper	RPD	Limit	Qual
WG249284													
WG249284ICV	ICV	08/02/08 20:35	II080717-1	2		1.927	mg/L	96.4	90	110			
WG249284ICB	ICB	08/02/08 20:39				U	mg/L		-0.03	0.03			
WG249216PBS	PBS	08/02/08 20:54				U	mg/Kg		-3	3			
WG249216LCSS	LCSS	08/02/08 20:57	PCN30060	204		226.8	mg/Kg		166	243			
WG249216LCSSD	LCSSD	08/02/08 21:01	PCN30060	204		197.1	mg/Kg		166	243	14	20	
L70512-01MS	MS	08/02/08 21:12	II080730-2	50.5	161	179.4	mg/Kg	36.4	75	125			M2
L70512-01MSD	MSD	08/02/08 21:16	II080730-2	50.5	161	138.9	mg/Kg	-43.8	75	125	25.45	20	M2 RD

FMI Gold & Copper - Sierrita ACZ Project ID: ***L70512***

ACZ ID	WORKNUM	PARAMETER	METHOD	QUAL	DESCRIPTION
L70512-01	WG250102	Antimony, total (3050)	M6020 ICP-MS	M2	Matrix spike recovery was low, the recovery of the associated control sample (LCS or LFB) was acceptable.
	WG249356	Barium, total (3050)	M6010B ICP	M3	The spike recovery value is unusable since the analyte concentration in the sample is disproportionate to the spike level. The recovery of the associated control sample (LCS or LFB) was acceptable.
			M6010B ICP	RK	LCSS/LCSSD recovery within acceptance criteria but RPD exceeded the laboratory control limit. Acceptable MS/MSD RPD demonstrates precision.
	WG249284	Beryllium, total (3050)	M6010B ICP	M2	Matrix spike recovery was low, the recovery of the associated control sample (LCS or LFB) was acceptable.
			M6010B ICP	RD	For a solid matrix, the duplicate RPD (spike or matrix) exceeded the control limit, which is attributable to the non-homogeneity of the sample.
		Cadmium, total (3050)	M6010B ICP	MA	Recovery for either the spike or spike duplicate was outside of the acceptance limits; the RPD was within the acceptance limits.
		Chromium, total (3050)	M6010B ICP	M2	Matrix spike recovery was low, the recovery of the associated control sample (LCS or LFB) was acceptable.
			M6010B ICP	RD	For a solid matrix, the duplicate RPD (spike or matrix) exceeded the control limit, which is attributable to the non-homogeneity of the sample.
		Cobalt, total (3050)	M6010B ICP	M2	Matrix spike recovery was low, the recovery of the associated control sample (LCS or LFB) was acceptable.
			M6010B ICP	RD	For a solid matrix, the duplicate RPD (spike or matrix) exceeded the control limit, which is attributable to the non-homogeneity of the sample.
			M6010B ICP	ZG	The ICP Serial Dilution was not used for data validation because the sample concentration was less than 50 times the MDL.
	WG248996	Copper, total (3050)	M6010B ICP	M3	The spike recovery value is unusable since the analyte concentration in the sample is disproportionate to the spike level. The recovery of the associated control sample (LCS or LFB) was acceptable.
	WG250011	Lead, total (3050)	M6020 ICP-MS	BB	Target analyte detected in calibration blank at or above acceptance limit. Sample value was > 10X the concentration in the calibration blank.
			M6020 ICP-MS	ZH	Serial Dilution exceeded the acceptance criteria. Matrix interference [physical or chemical] is suspected.
	WG248996	Manganese, total (3050)	M6010B ICP	M3	The spike recovery value is unusable since the analyte concentration in the sample is disproportionate to the spike level. The recovery of the associated control sample (LCS or LFB) was acceptable.
	WG249284	Molybdenum, total (3050)	M6010B ICP	M2	Matrix spike recovery was low, the recovery of the associated control sample (LCS or LFB) was acceptable.
			M6010B ICP	RD	For a solid matrix, the duplicate RPD (spike or matrix) exceeded the control limit, which is attributable to the non-homogeneity of the sample.
		Nickel, total (3050)	M6010B ICP	M2	Matrix spike recovery was low, the recovery of the associated control sample (LCS or LFB) was acceptable.
			M6010B ICP	RD	For a solid matrix, the duplicate RPD (spike or matrix) exceeded the control limit, which is attributable to the non-homogeneity of the sample.
	WG250011	Selenium, total (3050)	M6020 ICP-MS	N1	See Case Narrative.
		Thallium, total (3050)	M6020 ICP-MS	ZB	The ICP-MS Serial Dilution was not used for data validation because the sample concentration was less than 100 times the MDL.
		Uranium, total (3050)	M6020 ICP-MS	ZH	Serial Dilution exceeded the acceptance criteria. Matrix interference [physical or chemical] is suspected.
	WG249284	Zinc, total (3050)	M6010B ICP	M2	Matrix spike recovery was low, the recovery of the associated control sample (LCS or LFB) was acceptable.
			M6010B ICP	RD	For a solid matrix, the duplicate RPD (spike or matrix) exceeded the control limit, which is attributable to the non-homogeneity of the sample.

FMI Gold & Copper - Sierrita ACZ Project ID: ***L70512***

ACZ ID	WORKNUM	PARAMETER	METHOD	QUAL	DESCRIPTION
L70512-02	WG250102	Antimony, total (3050)	M6020 ICP-MS	M2	Matrix spike recovery was low, the recovery of the associated control sample (LCS or LFB) was acceptable.
	WG249356	Barium, total (3050)	M6010B ICP	M3	The spike recovery value is unusable since the analyte concentration in the sample is disproportionate to the spike level. The recovery of the associated control sample (LCS or LFB) was acceptable.
			M6010B ICP	RK	LCSS/LCSSD recovery within acceptance criteria but RPD exceeded the laboratory control limit. Acceptable MS/MSD RPD demonstrates precision.
	WG249284	Beryllium, total (3050)	M6010B ICP	M2	Matrix spike recovery was low, the recovery of the associated control sample (LCS or LFB) was acceptable.
			M6010B ICP	RD	For a solid matrix, the duplicate RPD (spike or matrix) exceeded the control limit, which is attributable to the non-homogeneity of the sample.
		Cadmium, total (3050)	M6010B ICP	MA	Recovery for either the spike or spike duplicate was outside of the acceptance limits; the RPD was within the acceptance limits.
		Chromium, total (3050)	M6010B ICP	M2	Matrix spike recovery was low, the recovery of the associated control sample (LCS or LFB) was acceptable.
			M6010B ICP	RD	For a solid matrix, the duplicate RPD (spike or matrix) exceeded the control limit, which is attributable to the non-homogeneity of the sample.
		Cobalt, total (3050)	M6010B ICP	M2	Matrix spike recovery was low, the recovery of the associated control sample (LCS or LFB) was acceptable.
			M6010B ICP	RD	For a solid matrix, the duplicate RPD (spike or matrix) exceeded the control limit, which is attributable to the non-homogeneity of the sample.
			M6010B ICP	ZG	The ICP Serial Dilution was not used for data validation because the sample concentration was less than 50 times the MDL.
	WG248996	Copper, total (3050)	M6010B ICP	M3	The spike recovery value is unusable since the analyte concentration in the sample is disproportionate to the spike level. The recovery of the associated control sample (LCS or LFB) was acceptable.
	WG250011	Lead, total (3050)	M6020 ICP-MS	BB	Target analyte detected in calibration blank at or above acceptance limit. Sample value was > 10X the concentration in the calibration blank.
			M6020 ICP-MS	ZH	Serial Dilution exceeded the acceptance criteria. Matrix interference [physical or chemical] is suspected.
	WG248996	Manganese, total (3050)	M6010B ICP	M3	The spike recovery value is unusable since the analyte concentration in the sample is disproportionate to the spike level. The recovery of the associated control sample (LCS or LFB) was acceptable.
	WG249284	Molybdenum, total (3050)	M6010B ICP	M2	Matrix spike recovery was low, the recovery of the associated control sample (LCS or LFB) was acceptable.
			M6010B ICP	RD	For a solid matrix, the duplicate RPD (spike or matrix) exceeded the control limit, which is attributable to the non-homogeneity of the sample.
		Nickel, total (3050)	M6010B ICP	M2	Matrix spike recovery was low, the recovery of the associated control sample (LCS or LFB) was acceptable.
			M6010B ICP	RD	For a solid matrix, the duplicate RPD (spike or matrix) exceeded the control limit, which is attributable to the non-homogeneity of the sample.
	WG250011	Selenium, total (3050)	M6020 ICP-MS	N1	See Case Narrative.
		Thallium, total (3050)	M6020 ICP-MS	ZB	The ICP-MS Serial Dilution was not used for data validation because the sample concentration was less than 100 times the MDL.
		Uranium, total (3050)	M6020 ICP-MS	ZH	Serial Dilution exceeded the acceptance criteria. Matrix interference [physical or chemical] is suspected.
	WG249284	Zinc, total (3050)	M6010B ICP	M2	Matrix spike recovery was low, the recovery of the associated control sample (LCS or LFB) was acceptable.
			M6010B ICP	RD	For a solid matrix, the duplicate RPD (spike or matrix) exceeded the control limit, which is attributable to the non-homogeneity of the sample.

FMI Gold & Copper - Sierrita ACZ Project ID: ***L70512***

ACZ ID	WORKNUM	PARAMETER	METHOD	QUAL	DESCRIPTION
L70512-03	WG250102	Antimony, total (3050)	M6020 ICP-MS	M2	Matrix spike recovery was low, the recovery of the associated control sample (LCS or LFB) was acceptable.
	WG249356	Barium, total (3050)	M6010B ICP	M3	The spike recovery value is unusable since the analyte concentration in the sample is disproportionate to the spike level. The recovery of the associated control sample (LCS or LFB) was acceptable.
			M6010B ICP	RK	LCSS/LCSSD recovery within acceptance criteria but RPD exceeded the laboratory control limit. Acceptable MS/MSD RPD demonstrates precision.
	WG249284	Beryllium, total (3050)	M6010B ICP	M2	Matrix spike recovery was low, the recovery of the associated control sample (LCS or LFB) was acceptable.
			M6010B ICP	RD	For a solid matrix, the duplicate RPD (spike or matrix) exceeded the control limit, which is attributable to the non-homogeneity of the sample.
		Cadmium, total (3050)	M6010B ICP	MA	Recovery for either the spike or spike duplicate was outside of the acceptance limits; the RPD was within the acceptance limits.
		Chromium, total (3050)	M6010B ICP	M2	Matrix spike recovery was low, the recovery of the associated control sample (LCS or LFB) was acceptable.
			M6010B ICP	RD	For a solid matrix, the duplicate RPD (spike or matrix) exceeded the control limit, which is attributable to the non-homogeneity of the sample.
		Cobalt, total (3050)	M6010B ICP	M2	Matrix spike recovery was low, the recovery of the associated control sample (LCS or LFB) was acceptable.
			M6010B ICP	RD	For a solid matrix, the duplicate RPD (spike or matrix) exceeded the control limit, which is attributable to the non-homogeneity of the sample.
			M6010B ICP	ZG	The ICP Serial Dilution was not used for data validation because the sample concentration was less than 50 times the MDL.
	WG248996	Copper, total (3050)	M6010B ICP	M3	The spike recovery value is unusable since the analyte concentration in the sample is disproportionate to the spike level. The recovery of the associated control sample (LCS or LFB) was acceptable.
	WG250011	Lead, total (3050)	M6020 ICP-MS	BB	Target analyte detected in calibration blank at or above acceptance limit. Sample value was > 10X the concentration in the calibration blank.
			M6020 ICP-MS	ZH	Serial Dilution exceeded the acceptance criteria. Matrix interference [physical or chemical] is suspected.
	WG248996	Manganese, total (3050)	M6010B ICP	M3	The spike recovery value is unusable since the analyte concentration in the sample is disproportionate to the spike level. The recovery of the associated control sample (LCS or LFB) was acceptable.
	WG249284	Molybdenum, total (3050)	M6010B ICP	M2	Matrix spike recovery was low, the recovery of the associated control sample (LCS or LFB) was acceptable.
			M6010B ICP	RD	For a solid matrix, the duplicate RPD (spike or matrix) exceeded the control limit, which is attributable to the non-homogeneity of the sample.
		Nickel, total (3050)	M6010B ICP	M2	Matrix spike recovery was low, the recovery of the associated control sample (LCS or LFB) was acceptable.
			M6010B ICP	RD	For a solid matrix, the duplicate RPD (spike or matrix) exceeded the control limit, which is attributable to the non-homogeneity of the sample.
	WG250011	Selenium, total (3050)	M6020 ICP-MS	N1	See Case Narrative.
		Thallium, total (3050)	M6020 ICP-MS	ZB	The ICP-MS Serial Dilution was not used for data validation because the sample concentration was less than 100 times the MDL.
		Uranium, total (3050)	M6020 ICP-MS	ZH	Serial Dilution exceeded the acceptance criteria. Matrix interference [physical or chemical] is suspected.
	WG249284	Zinc, total (3050)	M6010B ICP	M2	Matrix spike recovery was low, the recovery of the associated control sample (LCS or LFB) was acceptable.
			M6010B ICP	RD	For a solid matrix, the duplicate RPD (spike or matrix) exceeded the control limit, which is attributable to the non-homogeneity of the sample.

FMI Gold & Copper - Sierrita ACZ Project ID: ***L70512***

ACZ ID	WORKNUM	PARAMETER	METHOD	QUAL	DESCRIPTION
L70512-04	WG250102	Antimony, total (3050)	M6020 ICP-MS	M2	Matrix spike recovery was low, the recovery of the associated control sample (LCS or LFB) was acceptable.
	WG249356	Barium, total (3050)	M6010B ICP	M3	The spike recovery value is unusable since the analyte concentration in the sample is disproportionate to the spike level. The recovery of the associated control sample (LCS or LFB) was acceptable.
			M6010B ICP	RK	LCSS/LCSSD recovery within acceptance criteria but RPD exceeded the laboratory control limit. Acceptable MS/MSD RPD demonstrates precision.
	WG249284	Beryllium, total (3050)	M6010B ICP	M2	Matrix spike recovery was low, the recovery of the associated control sample (LCS or LFB) was acceptable.
			M6010B ICP	RD	For a solid matrix, the duplicate RPD (spike or matrix) exceeded the control limit, which is attributable to the non-homogeneity of the sample.
		Cadmium, total (3050)	M6010B ICP	MA	Recovery for either the spike or spike duplicate was outside of the acceptance limits; the RPD was within the acceptance limits.
		Chromium, total (3050)	M6010B ICP	M2	Matrix spike recovery was low, the recovery of the associated control sample (LCS or LFB) was acceptable.
			M6010B ICP	RD	For a solid matrix, the duplicate RPD (spike or matrix) exceeded the control limit, which is attributable to the non-homogeneity of the sample.
		Cobalt, total (3050)	M6010B ICP	M2	Matrix spike recovery was low, the recovery of the associated control sample (LCS or LFB) was acceptable.
			M6010B ICP	RD	For a solid matrix, the duplicate RPD (spike or matrix) exceeded the control limit, which is attributable to the non-homogeneity of the sample.
			M6010B ICP	ZG	The ICP Serial Dilution was not used for data validation because the sample concentration was less than 50 times the MDL.
	WG248996	Copper, total (3050)	M6010B ICP	M3	The spike recovery value is unusable since the analyte concentration in the sample is disproportionate to the spike level. The recovery of the associated control sample (LCS or LFB) was acceptable.
	WG250011	Lead, total (3050)	M6020 ICP-MS	BB	Target analyte detected in calibration blank at or above acceptance limit. Sample value was > 10X the concentration in the calibration blank.
			M6020 ICP-MS	ZH	Serial Dilution exceeded the acceptance criteria. Matrix interference [physical or chemical] is suspected.
	WG248996	Manganese, total (3050)	M6010B ICP	M3	The spike recovery value is unusable since the analyte concentration in the sample is disproportionate to the spike level. The recovery of the associated control sample (LCS or LFB) was acceptable.
	WG249284	Molybdenum, total (3050)	M6010B ICP	M2	Matrix spike recovery was low, the recovery of the associated control sample (LCS or LFB) was acceptable.
			M6010B ICP	RD	For a solid matrix, the duplicate RPD (spike or matrix) exceeded the control limit, which is attributable to the non-homogeneity of the sample.
		Nickel, total (3050)	M6010B ICP	M2	Matrix spike recovery was low, the recovery of the associated control sample (LCS or LFB) was acceptable.
			M6010B ICP	RD	For a solid matrix, the duplicate RPD (spike or matrix) exceeded the control limit, which is attributable to the non-homogeneity of the sample.
	WG250011	Selenium, total (3050)	M6020 ICP-MS	N1	See Case Narrative.
		Thallium, total (3050)	M6020 ICP-MS	ZB	The ICP-MS Serial Dilution was not used for data validation because the sample concentration was less than 100 times the MDL.
		Uranium, total (3050)	M6020 ICP-MS	ZH	Serial Dilution exceeded the acceptance criteria. Matrix interference [physical or chemical] is suspected.
	WG249284	Zinc, total (3050)	M6010B ICP	M2	Matrix spike recovery was low, the recovery of the associated control sample (LCS or LFB) was acceptable.
			M6010B ICP	RD	For a solid matrix, the duplicate RPD (spike or matrix) exceeded the control limit, which is attributable to the non-homogeneity of the sample.

FMI Gold & Copper - Sierrita ACZ Project ID: ***L70512***

ACZ ID	WORKNUM	PARAMETER	METHOD	QUAL	DESCRIPTION
L70512-05	WG250102	Antimony, total (3050)	M6020 ICP-MS	M2	Matrix spike recovery was low, the recovery of the associated control sample (LCS or LFB) was acceptable.
	WG249356	Barium, total (3050)	M6010B ICP	M3	The spike recovery value is unusable since the analyte concentration in the sample is disproportionate to the spike level. The recovery of the associated control sample (LCS or LFB) was acceptable.
			M6010B ICP	RK	LCSS/LCSSD recovery within acceptance criteria but RPD exceeded the laboratory control limit. Acceptable MS/MSD RPD demonstrates precision.
	WG249284	Beryllium, total (3050)	M6010B ICP	M2	Matrix spike recovery was low, the recovery of the associated control sample (LCS or LFB) was acceptable.
			M6010B ICP	RD	For a solid matrix, the duplicate RPD (spike or matrix) exceeded the control limit, which is attributable to the non-homogeneity of the sample.
		Cadmium, total (3050)	M6010B ICP	MA	Recovery for either the spike or spike duplicate was outside of the acceptance limits; the RPD was within the acceptance limits.
		Chromium, total (3050)	M6010B ICP	M2	Matrix spike recovery was low, the recovery of the associated control sample (LCS or LFB) was acceptable.
			M6010B ICP	RD	For a solid matrix, the duplicate RPD (spike or matrix) exceeded the control limit, which is attributable to the non-homogeneity of the sample.
		Cobalt, total (3050)	M6010B ICP	M2	Matrix spike recovery was low, the recovery of the associated control sample (LCS or LFB) was acceptable.
			M6010B ICP	RD	For a solid matrix, the duplicate RPD (spike or matrix) exceeded the control limit, which is attributable to the non-homogeneity of the sample.
			M6010B ICP	ZG	The ICP Serial Dilution was not used for data validation because the sample concentration was less than 50 times the MDL.
	WG248996	Copper, total (3050)	M6010B ICP	M3	The spike recovery value is unusable since the analyte concentration in the sample is disproportionate to the spike level. The recovery of the associated control sample (LCS or LFB) was acceptable.
	WG250011	Lead, total (3050)	M6020 ICP-MS	BB	Target analyte detected in calibration blank at or above acceptance limit. Sample value was > 10X the concentration in the calibration blank.
			M6020 ICP-MS	ZH	Serial Dilution exceeded the acceptance criteria. Matrix interference [physical or chemical] is suspected.
	WG248996	Manganese, total (3050)	M6010B ICP	M3	The spike recovery value is unusable since the analyte concentration in the sample is disproportionate to the spike level. The recovery of the associated control sample (LCS or LFB) was acceptable.
	WG249284	Molybdenum, total (3050)	M6010B ICP	M2	Matrix spike recovery was low, the recovery of the associated control sample (LCS or LFB) was acceptable.
			M6010B ICP	RD	For a solid matrix, the duplicate RPD (spike or matrix) exceeded the control limit, which is attributable to the non-homogeneity of the sample.
		Nickel, total (3050)	M6010B ICP	M2	Matrix spike recovery was low, the recovery of the associated control sample (LCS or LFB) was acceptable.
			M6010B ICP	RD	For a solid matrix, the duplicate RPD (spike or matrix) exceeded the control limit, which is attributable to the non-homogeneity of the sample.
	WG250011	Selenium, total (3050)	M6020 ICP-MS	N1	See Case Narrative.
		Thallium, total (3050)	M6020 ICP-MS	ZB	The ICP-MS Serial Dilution was not used for data validation because the sample concentration was less than 100 times the MDL.
		Uranium, total (3050)	M6020 ICP-MS	ZH	Serial Dilution exceeded the acceptance criteria. Matrix interference [physical or chemical] is suspected.
	WG249284	Zinc, total (3050)	M6010B ICP	M2	Matrix spike recovery was low, the recovery of the associated control sample (LCS or LFB) was acceptable.
			M6010B ICP	RD	For a solid matrix, the duplicate RPD (spike or matrix) exceeded the control limit, which is attributable to the non-homogeneity of the sample.

FMI Gold & Copper - Sierrita ACZ Project ID: ***L70512***

ACZ ID	WORKNUM	PARAMETER	METHOD	QUAL	DESCRIPTION
L70512-06	WG250102	Antimony, total (3050)	M6020 ICP-MS	M2	Matrix spike recovery was low, the recovery of the associated control sample (LCS or LFB) was acceptable.
	WG249356	Barium, total (3050)	M6010B ICP	M3	The spike recovery value is unusable since the analyte concentration in the sample is disproportionate to the spike level. The recovery of the associated control sample (LCS or LFB) was acceptable.
			M6010B ICP	RK	LCSS/LCSSD recovery within acceptance criteria but RPD exceeded the laboratory control limit. Acceptable MS/MSD RPD demonstrates precision.
	WG249284	Beryllium, total (3050)	M6010B ICP	M2	Matrix spike recovery was low, the recovery of the associated control sample (LCS or LFB) was acceptable.
			M6010B ICP	RD	For a solid matrix, the duplicate RPD (spike or matrix) exceeded the control limit, which is attributable to the non-homogeneity of the sample.
		Cadmium, total (3050)	M6010B ICP	MA	Recovery for either the spike or spike duplicate was outside of the acceptance limits; the RPD was within the acceptance limits.
		Chromium, total (3050)	M6010B ICP	M2	Matrix spike recovery was low, the recovery of the associated control sample (LCS or LFB) was acceptable.
			M6010B ICP	RD	For a solid matrix, the duplicate RPD (spike or matrix) exceeded the control limit, which is attributable to the non-homogeneity of the sample.
		Cobalt, total (3050)	M6010B ICP	M2	Matrix spike recovery was low, the recovery of the associated control sample (LCS or LFB) was acceptable.
			M6010B ICP	RD	For a solid matrix, the duplicate RPD (spike or matrix) exceeded the control limit, which is attributable to the non-homogeneity of the sample.
			M6010B ICP	ZG	The ICP Serial Dilution was not used for data validation because the sample concentration was less than 50 times the MDL.
	WG248996	Copper, total (3050)	M6010B ICP	M3	The spike recovery value is unusable since the analyte concentration in the sample is disproportionate to the spike level. The recovery of the associated control sample (LCS or LFB) was acceptable.
	WG250011	Lead, total (3050)	M6020 ICP-MS	BB	Target analyte detected in calibration blank at or above acceptance limit. Sample value was > 10X the concentration in the calibration blank.
			M6020 ICP-MS	ZH	Serial Dilution exceeded the acceptance criteria. Matrix interference [physical or chemical] is suspected.
	WG248996	Manganese, total (3050)	M6010B ICP	M3	The spike recovery value is unusable since the analyte concentration in the sample is disproportionate to the spike level. The recovery of the associated control sample (LCS or LFB) was acceptable.
	WG249284	Molybdenum, total (3050)	M6010B ICP	M2	Matrix spike recovery was low, the recovery of the associated control sample (LCS or LFB) was acceptable.
			M6010B ICP	RD	For a solid matrix, the duplicate RPD (spike or matrix) exceeded the control limit, which is attributable to the non-homogeneity of the sample.
		Nickel, total (3050)	M6010B ICP	M2	Matrix spike recovery was low, the recovery of the associated control sample (LCS or LFB) was acceptable.
			M6010B ICP	RD	For a solid matrix, the duplicate RPD (spike or matrix) exceeded the control limit, which is attributable to the non-homogeneity of the sample.
	WG250011	Selenium, total (3050)	M6020 ICP-MS	N1	See Case Narrative.
		Thallium, total (3050)	M6020 ICP-MS	ZB	The ICP-MS Serial Dilution was not used for data validation because the sample concentration was less than 100 times the MDL.
		Uranium, total (3050)	M6020 ICP-MS	ZH	Serial Dilution exceeded the acceptance criteria. Matrix interference [physical or chemical] is suspected.
	WG249284	Zinc, total (3050)	M6010B ICP	M2	Matrix spike recovery was low, the recovery of the associated control sample (LCS or LFB) was acceptable.
			M6010B ICP	RD	For a solid matrix, the duplicate RPD (spike or matrix) exceeded the control limit, which is attributable to the non-homogeneity of the sample.

FMI Gold & Copper - Sierrita ACZ Project ID: ***L70512***

ACZ ID	WORKNUM	PARAMETER	METHOD	QUAL	DESCRIPTION
L70512-07	WG250102	Antimony, total (3050)	M6020 ICP-MS	M2	Matrix spike recovery was low, the recovery of the associated control sample (LCS or LFB) was acceptable.
	WG249356	Barium, total (3050)	M6010B ICP	M3	The spike recovery value is unusable since the analyte concentration in the sample is disproportionate to the spike level. The recovery of the associated control sample (LCS or LFB) was acceptable.
			M6010B ICP	RK	LCSS/LCSSD recovery within acceptance criteria but RPD exceeded the laboratory control limit. Acceptable MS/MSD RPD demonstrates precision.
	WG249284	Beryllium, total (3050)	M6010B ICP	M2	Matrix spike recovery was low, the recovery of the associated control sample (LCS or LFB) was acceptable.
			M6010B ICP	RD	For a solid matrix, the duplicate RPD (spike or matrix) exceeded the control limit, which is attributable to the non-homogeneity of the sample.
		Cadmium, total (3050)	M6010B ICP	MA	Recovery for either the spike or spike duplicate was outside of the acceptance limits; the RPD was within the acceptance limits.
		Chromium, total (3050)	M6010B ICP	M2	Matrix spike recovery was low, the recovery of the associated control sample (LCS or LFB) was acceptable.
			M6010B ICP	RD	For a solid matrix, the duplicate RPD (spike or matrix) exceeded the control limit, which is attributable to the non-homogeneity of the sample.
		Cobalt, total (3050)	M6010B ICP	M2	Matrix spike recovery was low, the recovery of the associated control sample (LCS or LFB) was acceptable.
			M6010B ICP	RD	For a solid matrix, the duplicate RPD (spike or matrix) exceeded the control limit, which is attributable to the non-homogeneity of the sample.
			M6010B ICP	ZG	The ICP Serial Dilution was not used for data validation because the sample concentration was less than 50 times the MDL.
	WG248996	Copper, total (3050)	M6010B ICP	M3	The spike recovery value is unusable since the analyte concentration in the sample is disproportionate to the spike level. The recovery of the associated control sample (LCS or LFB) was acceptable.
	WG250011	Lead, total (3050)	M6020 ICP-MS	BB	Target analyte detected in calibration blank at or above acceptance limit. Sample value was > 10X the concentration in the calibration blank.
			M6020 ICP-MS	ZH	Serial Dilution exceeded the acceptance criteria. Matrix interference [physical or chemical] is suspected.
	WG248996	Manganese, total (3050)	M6010B ICP	M3	The spike recovery value is unusable since the analyte concentration in the sample is disproportionate to the spike level. The recovery of the associated control sample (LCS or LFB) was acceptable.
	WG249284	Molybdenum, total (3050)	M6010B ICP	M2	Matrix spike recovery was low, the recovery of the associated control sample (LCS or LFB) was acceptable.
			M6010B ICP	RD	For a solid matrix, the duplicate RPD (spike or matrix) exceeded the control limit, which is attributable to the non-homogeneity of the sample.
		Nickel, total (3050)	M6010B ICP	M2	Matrix spike recovery was low, the recovery of the associated control sample (LCS or LFB) was acceptable.
			M6010B ICP	RD	For a solid matrix, the duplicate RPD (spike or matrix) exceeded the control limit, which is attributable to the non-homogeneity of the sample.
	WG250011	Selenium, total (3050)	M6020 ICP-MS	N1	See Case Narrative.
		Thallium, total (3050)	M6020 ICP-MS	ZB	The ICP-MS Serial Dilution was not used for data validation because the sample concentration was less than 100 times the MDL.
		Uranium, total (3050)	M6020 ICP-MS	ZH	Serial Dilution exceeded the acceptance criteria. Matrix interference [physical or chemical] is suspected.
	WG249284	Zinc, total (3050)	M6010B ICP	M2	Matrix spike recovery was low, the recovery of the associated control sample (LCS or LFB) was acceptable.
			M6010B ICP	RD	For a solid matrix, the duplicate RPD (spike or matrix) exceeded the control limit, which is attributable to the non-homogeneity of the sample.

FMI Gold & Copper - Sierrita ACZ Project ID: ***L70512***

ACZ ID	WORKNUM	PARAMETER	METHOD	QUAL	DESCRIPTION
L70512-08	WG250102	Antimony, total (3050)	M6020 ICP-MS	M2	Matrix spike recovery was low, the recovery of the associated control sample (LCS or LFB) was acceptable.
	WG249356	Barium, total (3050)	M6010B ICP	M3	The spike recovery value is unusable since the analyte concentration in the sample is disproportionate to the spike level. The recovery of the associated control sample (LCS or LFB) was acceptable.
			M6010B ICP	RK	LCSS/LCSSD recovery within acceptance criteria but RPD exceeded the laboratory control limit. Acceptable MS/MSD RPD demonstrates precision.
	WG249284	Beryllium, total (3050)	M6010B ICP	M2	Matrix spike recovery was low, the recovery of the associated control sample (LCS or LFB) was acceptable.
			M6010B ICP	RD	For a solid matrix, the duplicate RPD (spike or matrix) exceeded the control limit, which is attributable to the non-homogeneity of the sample.
		Cadmium, total (3050)	M6010B ICP	MA	Recovery for either the spike or spike duplicate was outside of the acceptance limits; the RPD was within the acceptance limits.
		Chromium, total (3050)	M6010B ICP	M2	Matrix spike recovery was low, the recovery of the associated control sample (LCS or LFB) was acceptable.
			M6010B ICP	RD	For a solid matrix, the duplicate RPD (spike or matrix) exceeded the control limit, which is attributable to the non-homogeneity of the sample.
		Cobalt, total (3050)	M6010B ICP	M2	Matrix spike recovery was low, the recovery of the associated control sample (LCS or LFB) was acceptable.
			M6010B ICP	RD	For a solid matrix, the duplicate RPD (spike or matrix) exceeded the control limit, which is attributable to the non-homogeneity of the sample.
			M6010B ICP	ZG	The ICP Serial Dilution was not used for data validation because the sample concentration was less than 50 times the MDL.
	WG248996	Copper, total (3050)	M6010B ICP	M3	The spike recovery value is unusable since the analyte concentration in the sample is disproportionate to the spike level. The recovery of the associated control sample (LCS or LFB) was acceptable.
	WG250011	Lead, total (3050)	M6020 ICP-MS	BB	Target analyte detected in calibration blank at or above acceptance limit. Sample value was > 10X the concentration in the calibration blank.
			M6020 ICP-MS	ZH	Serial Dilution exceeded the acceptance criteria. Matrix interference [physical or chemical] is suspected.
	WG248996	Manganese, total (3050)	M6010B ICP	M3	The spike recovery value is unusable since the analyte concentration in the sample is disproportionate to the spike level. The recovery of the associated control sample (LCS or LFB) was acceptable.
	WG249284	Molybdenum, total (3050)	M6010B ICP	M2	Matrix spike recovery was low, the recovery of the associated control sample (LCS or LFB) was acceptable.
			M6010B ICP	RD	For a solid matrix, the duplicate RPD (spike or matrix) exceeded the control limit, which is attributable to the non-homogeneity of the sample.
		Nickel, total (3050)	M6010B ICP	M2	Matrix spike recovery was low, the recovery of the associated control sample (LCS or LFB) was acceptable.
			M6010B ICP	RD	For a solid matrix, the duplicate RPD (spike or matrix) exceeded the control limit, which is attributable to the non-homogeneity of the sample.
	WG250011	Thallium, total (3050)	M6020 ICP-MS	ZB	The ICP-MS Serial Dilution was not used for data validation because the sample concentration was less than 100 times the MDL.
		Uranium, total (3050)	M6020 ICP-MS	ZH	Serial Dilution exceeded the acceptance criteria. Matrix interference [physical or chemical] is suspected.
	WG249284	Zinc, total (3050)	M6010B ICP	M2	Matrix spike recovery was low, the recovery of the associated control sample (LCS or LFB) was acceptable.
			M6010B ICP	RD	For a solid matrix, the duplicate RPD (spike or matrix) exceeded the control limit, which is attributable to the non-homogeneity of the sample.

FMI Gold & Copper - Sierrita ACZ Project ID: ***L70512***

ACZ ID	WORKNUM	PARAMETER	METHOD	QUAL	DESCRIPTION
L70512-09	WG250102	Antimony, total (3050)	M6020 ICP-MS	M2	Matrix spike recovery was low, the recovery of the associated control sample (LCS or LFB) was acceptable.
	WG249356	Barium, total (3050)	M6010B ICP	M3	The spike recovery value is unusable since the analyte concentration in the sample is disproportionate to the spike level. The recovery of the associated control sample (LCS or LFB) was acceptable.
			M6010B ICP	RK	LCSS/LCSSD recovery within acceptance criteria but RPD exceeded the laboratory control limit. Acceptable MS/MSD RPD demonstrates precision.
	WG249284	Beryllium, total (3050)	M6010B ICP	M2	Matrix spike recovery was low, the recovery of the associated control sample (LCS or LFB) was acceptable.
			M6010B ICP	RD	For a solid matrix, the duplicate RPD (spike or matrix) exceeded the control limit, which is attributable to the non-homogeneity of the sample.
		Cadmium, total (3050)	M6010B ICP	MA	Recovery for either the spike or spike duplicate was outside of the acceptance limits; the RPD was within the acceptance limits.
		Chromium, total (3050)	M6010B ICP	M2	Matrix spike recovery was low, the recovery of the associated control sample (LCS or LFB) was acceptable.
			M6010B ICP	RD	For a solid matrix, the duplicate RPD (spike or matrix) exceeded the control limit, which is attributable to the non-homogeneity of the sample.
		Cobalt, total (3050)	M6010B ICP	M2	Matrix spike recovery was low, the recovery of the associated control sample (LCS or LFB) was acceptable.
			M6010B ICP	RD	For a solid matrix, the duplicate RPD (spike or matrix) exceeded the control limit, which is attributable to the non-homogeneity of the sample.
			M6010B ICP	ZG	The ICP Serial Dilution was not used for data validation because the sample concentration was less than 50 times the MDL.
	WG248996	Copper, total (3050)	M6010B ICP	M3	The spike recovery value is unusable since the analyte concentration in the sample is disproportionate to the spike level. The recovery of the associated control sample (LCS or LFB) was acceptable.
	WG250011	Lead, total (3050)	M6020 ICP-MS	BB	Target analyte detected in calibration blank at or above acceptance limit. Sample value was > 10X the concentration in the calibration blank.
			M6020 ICP-MS	ZH	Serial Dilution exceeded the acceptance criteria. Matrix interference [physical or chemical] is suspected.
	WG248996	Manganese, total (3050)	M6010B ICP	M3	The spike recovery value is unusable since the analyte concentration in the sample is disproportionate to the spike level. The recovery of the associated control sample (LCS or LFB) was acceptable.
	WG249284	Molybdenum, total (3050)	M6010B ICP	M2	Matrix spike recovery was low, the recovery of the associated control sample (LCS or LFB) was acceptable.
			M6010B ICP	RD	For a solid matrix, the duplicate RPD (spike or matrix) exceeded the control limit, which is attributable to the non-homogeneity of the sample.
		Nickel, total (3050)	M6010B ICP	M2	Matrix spike recovery was low, the recovery of the associated control sample (LCS or LFB) was acceptable.
			M6010B ICP	RD	For a solid matrix, the duplicate RPD (spike or matrix) exceeded the control limit, which is attributable to the non-homogeneity of the sample.
	WG250011	Selenium, total (3050)	M6020 ICP-MS	N1	See Case Narrative.
		Thallium, total (3050)	M6020 ICP-MS	ZB	The ICP-MS Serial Dilution was not used for data validation because the sample concentration was less than 100 times the MDL.
		Uranium, total (3050)	M6020 ICP-MS	ZH	Serial Dilution exceeded the acceptance criteria. Matrix interference [physical or chemical] is suspected.
	WG249284	Zinc, total (3050)	M6010B ICP	M2	Matrix spike recovery was low, the recovery of the associated control sample (LCS or LFB) was acceptable.
			M6010B ICP	RD	For a solid matrix, the duplicate RPD (spike or matrix) exceeded the control limit, which is attributable to the non-homogeneity of the sample.

FMI Gold & Copper - Sierrita ACZ Project ID: ***L70512***

ACZ ID	WORKNUM	PARAMETER	METHOD	QUAL	DESCRIPTION
L70512-10	WG250102	Antimony, total (3050)	M6020 ICP-MS	M2	Matrix spike recovery was low, the recovery of the associated control sample (LCS or LFB) was acceptable.
	WG249356	Barium, total (3050)	M6010B ICP	M3	The spike recovery value is unusable since the analyte concentration in the sample is disproportionate to the spike level. The recovery of the associated control sample (LCS or LFB) was acceptable.
			M6010B ICP	RK	LCSS/LCSSD recovery within acceptance criteria but RPD exceeded the laboratory control limit. Acceptable MS/MSD RPD demonstrates precision.
	WG249284	Beryllium, total (3050)	M6010B ICP	M2	Matrix spike recovery was low, the recovery of the associated control sample (LCS or LFB) was acceptable.
			M6010B ICP	RD	For a solid matrix, the duplicate RPD (spike or matrix) exceeded the control limit, which is attributable to the non-homogeneity of the sample.
		Cadmium, total (3050)	M6010B ICP	MA	Recovery for either the spike or spike duplicate was outside of the acceptance limits; the RPD was within the acceptance limits.
		Chromium, total (3050)	M6010B ICP	M2	Matrix spike recovery was low, the recovery of the associated control sample (LCS or LFB) was acceptable.
			M6010B ICP	RD	For a solid matrix, the duplicate RPD (spike or matrix) exceeded the control limit, which is attributable to the non-homogeneity of the sample.
		Cobalt, total (3050)	M6010B ICP	M2	Matrix spike recovery was low, the recovery of the associated control sample (LCS or LFB) was acceptable.
			M6010B ICP	RD	For a solid matrix, the duplicate RPD (spike or matrix) exceeded the control limit, which is attributable to the non-homogeneity of the sample.
			M6010B ICP	ZG	The ICP Serial Dilution was not used for data validation because the sample concentration was less than 50 times the MDL.
	WG248996	Copper, total (3050)	M6010B ICP	M3	The spike recovery value is unusable since the analyte concentration in the sample is disproportionate to the spike level. The recovery of the associated control sample (LCS or LFB) was acceptable.
	WG250011	Lead, total (3050)	M6020 ICP-MS	BB	Target analyte detected in calibration blank at or above acceptance limit. Sample value was > 10X the concentration in the calibration blank.
			M6020 ICP-MS	ZH	Serial Dilution exceeded the acceptance criteria. Matrix interference [physical or chemical] is suspected.
	WG248996	Manganese, total (3050)	M6010B ICP	M3	The spike recovery value is unusable since the analyte concentration in the sample is disproportionate to the spike level. The recovery of the associated control sample (LCS or LFB) was acceptable.
	WG249284	Molybdenum, total (3050)	M6010B ICP	M2	Matrix spike recovery was low, the recovery of the associated control sample (LCS or LFB) was acceptable.
			M6010B ICP	RD	For a solid matrix, the duplicate RPD (spike or matrix) exceeded the control limit, which is attributable to the non-homogeneity of the sample.
		Nickel, total (3050)	M6010B ICP	M2	Matrix spike recovery was low, the recovery of the associated control sample (LCS or LFB) was acceptable.
			M6010B ICP	RD	For a solid matrix, the duplicate RPD (spike or matrix) exceeded the control limit, which is attributable to the non-homogeneity of the sample.
	WG250011	Selenium, total (3050)	M6020 ICP-MS	N1	See Case Narrative.
		Thallium, total (3050)	M6020 ICP-MS	ZB	The ICP-MS Serial Dilution was not used for data validation because the sample concentration was less than 100 times the MDL.
		Uranium, total (3050)	M6020 ICP-MS	ZH	Serial Dilution exceeded the acceptance criteria. Matrix interference [physical or chemical] is suspected.
	WG249284	Zinc, total (3050)	M6010B ICP	M2	Matrix spike recovery was low, the recovery of the associated control sample (LCS or LFB) was acceptable.
			M6010B ICP	RD	For a solid matrix, the duplicate RPD (spike or matrix) exceeded the control limit, which is attributable to the non-homogeneity of the sample.

FMI Gold & Copper - Sierrita ACZ Project ID: ***L70512***

ACZ ID	WORKNUM	PARAMETER	METHOD	QUAL	DESCRIPTION
L70512-11	WG250102	Antimony, total (3050)	M6020 ICP-MS	M2	Matrix spike recovery was low, the recovery of the associated control sample (LCS or LFB) was acceptable.
	WG249356	Barium, total (3050)	M6010B ICP	M3	The spike recovery value is unusable since the analyte concentration in the sample is disproportionate to the spike level. The recovery of the associated control sample (LCS or LFB) was acceptable.
			M6010B ICP	RK	LCSS/LCSSD recovery within acceptance criteria but RPD exceeded the laboratory control limit. Acceptable MS/MSD RPD demonstrates precision.
	WG249284	Beryllium, total (3050)	M6010B ICP	M2	Matrix spike recovery was low, the recovery of the associated control sample (LCS or LFB) was acceptable.
			M6010B ICP	RD	For a solid matrix, the duplicate RPD (spike or matrix) exceeded the control limit, which is attributable to the non-homogeneity of the sample.
		Cadmium, total (3050)	M6010B ICP	MA	Recovery for either the spike or spike duplicate was outside of the acceptance limits; the RPD was within the acceptance limits.
		Chromium, total (3050)	M6010B ICP	M2	Matrix spike recovery was low, the recovery of the associated control sample (LCS or LFB) was acceptable.
			M6010B ICP	RD	For a solid matrix, the duplicate RPD (spike or matrix) exceeded the control limit, which is attributable to the non-homogeneity of the sample.
		Cobalt, total (3050)	M6010B ICP	M2	Matrix spike recovery was low, the recovery of the associated control sample (LCS or LFB) was acceptable.
			M6010B ICP	RD	For a solid matrix, the duplicate RPD (spike or matrix) exceeded the control limit, which is attributable to the non-homogeneity of the sample.
			M6010B ICP	ZG	The ICP Serial Dilution was not used for data validation because the sample concentration was less than 50 times the MDL.
	WG248996	Copper, total (3050)	M6010B ICP	M3	The spike recovery value is unusable since the analyte concentration in the sample is disproportionate to the spike level. The recovery of the associated control sample (LCS or LFB) was acceptable.
	WG250011	Lead, total (3050)	M6020 ICP-MS	BB	Target analyte detected in calibration blank at or above acceptance limit. Sample value was > 10X the concentration in the calibration blank.
			M6020 ICP-MS	ZH	Serial Dilution exceeded the acceptance criteria. Matrix interference [physical or chemical] is suspected.
	WG248996	Manganese, total (3050)	M6010B ICP	M3	The spike recovery value is unusable since the analyte concentration in the sample is disproportionate to the spike level. The recovery of the associated control sample (LCS or LFB) was acceptable.
	WG249284	Molybdenum, total (3050)	M6010B ICP	M2	Matrix spike recovery was low, the recovery of the associated control sample (LCS or LFB) was acceptable.
			M6010B ICP	RD	For a solid matrix, the duplicate RPD (spike or matrix) exceeded the control limit, which is attributable to the non-homogeneity of the sample.
		Nickel, total (3050)	M6010B ICP	M2	Matrix spike recovery was low, the recovery of the associated control sample (LCS or LFB) was acceptable.
			M6010B ICP	RD	For a solid matrix, the duplicate RPD (spike or matrix) exceeded the control limit, which is attributable to the non-homogeneity of the sample.
	WG250011	Selenium, total (3050)	M6020 ICP-MS	N1	See Case Narrative.
		Thallium, total (3050)	M6020 ICP-MS	ZB	The ICP-MS Serial Dilution was not used for data validation because the sample concentration was less than 100 times the MDL.
		Uranium, total (3050)	M6020 ICP-MS	ZH	Serial Dilution exceeded the acceptance criteria. Matrix interference [physical or chemical] is suspected.
	WG249284	Zinc, total (3050)	M6010B ICP	M2	Matrix spike recovery was low, the recovery of the associated control sample (LCS or LFB) was acceptable.
			M6010B ICP	RD	For a solid matrix, the duplicate RPD (spike or matrix) exceeded the control limit, which is attributable to the non-homogeneity of the sample.

FMI Gold & Copper - Sierrita ACZ Project ID: ***L70512***

ACZ ID	WORKNUM	PARAMETER	METHOD	QUAL	DESCRIPTION
L70512-12	WG250102	Antimony, total (3050)	M6020 ICP-MS	M2	Matrix spike recovery was low, the recovery of the associated control sample (LCS or LFB) was acceptable.
	WG249356	Barium, total (3050)	M6010B ICP	M3	The spike recovery value is unusable since the analyte concentration in the sample is disproportionate to the spike level. The recovery of the associated control sample (LCS or LFB) was acceptable.
			M6010B ICP	RK	LCSS/LCSSD recovery within acceptance criteria but RPD exceeded the laboratory control limit. Acceptable MS/MSD RPD demonstrates precision.
	WG249284	Beryllium, total (3050)	M6010B ICP	M2	Matrix spike recovery was low, the recovery of the associated control sample (LCS or LFB) was acceptable.
			M6010B ICP	RD	For a solid matrix, the duplicate RPD (spike or matrix) exceeded the control limit, which is attributable to the non-homogeneity of the sample.
		Cadmium, total (3050)	M6010B ICP	MA	Recovery for either the spike or spike duplicate was outside of the acceptance limits; the RPD was within the acceptance limits.
		Chromium, total (3050)	M6010B ICP	M2	Matrix spike recovery was low, the recovery of the associated control sample (LCS or LFB) was acceptable.
			M6010B ICP	RD	For a solid matrix, the duplicate RPD (spike or matrix) exceeded the control limit, which is attributable to the non-homogeneity of the sample.
		Cobalt, total (3050)	M6010B ICP	M2	Matrix spike recovery was low, the recovery of the associated control sample (LCS or LFB) was acceptable.
			M6010B ICP	RD	For a solid matrix, the duplicate RPD (spike or matrix) exceeded the control limit, which is attributable to the non-homogeneity of the sample.
			M6010B ICP	ZG	The ICP Serial Dilution was not used for data validation because the sample concentration was less than 50 times the MDL.
	WG248996	Copper, total (3050)	M6010B ICP	M3	The spike recovery value is unusable since the analyte concentration in the sample is disproportionate to the spike level. The recovery of the associated control sample (LCS or LFB) was acceptable.
	WG250011	Lead, total (3050)	M6020 ICP-MS	BB	Target analyte detected in calibration blank at or above acceptance limit. Sample value was > 10X the concentration in the calibration blank.
			M6020 ICP-MS	ZH	Serial Dilution exceeded the acceptance criteria. Matrix interference [physical or chemical] is suspected.
	WG248996	Manganese, total (3050)	M6010B ICP	M3	The spike recovery value is unusable since the analyte concentration in the sample is disproportionate to the spike level. The recovery of the associated control sample (LCS or LFB) was acceptable.
	WG249284	Molybdenum, total (3050)	M6010B ICP	M2	Matrix spike recovery was low, the recovery of the associated control sample (LCS or LFB) was acceptable.
			M6010B ICP	RD	For a solid matrix, the duplicate RPD (spike or matrix) exceeded the control limit, which is attributable to the non-homogeneity of the sample.
		Nickel, total (3050)	M6010B ICP	M2	Matrix spike recovery was low, the recovery of the associated control sample (LCS or LFB) was acceptable.
			M6010B ICP	RD	For a solid matrix, the duplicate RPD (spike or matrix) exceeded the control limit, which is attributable to the non-homogeneity of the sample.
	WG250011	Selenium, total (3050)	M6020 ICP-MS	N1	See Case Narrative.
		Thallium, total (3050)	M6020 ICP-MS	ZB	The ICP-MS Serial Dilution was not used for data validation because the sample concentration was less than 100 times the MDL.
		Uranium, total (3050)	M6020 ICP-MS	ZH	Serial Dilution exceeded the acceptance criteria. Matrix interference [physical or chemical] is suspected.
	WG249284	Zinc, total (3050)	M6010B ICP	M2	Matrix spike recovery was low, the recovery of the associated control sample (LCS or LFB) was acceptable.
			M6010B ICP	RD	For a solid matrix, the duplicate RPD (spike or matrix) exceeded the control limit, which is attributable to the non-homogeneity of the sample.

FMI Gold & Copper - Sierrita ACZ Project ID: ***L70512***

ACZ ID	WORKNUM	PARAMETER	METHOD	QUAL	DESCRIPTION
L70512-13	WG250102	Antimony, total (3050)	M6020 ICP-MS	M2	Matrix spike recovery was low, the recovery of the associated control sample (LCS or LFB) was acceptable.
	WG249356	Barium, total (3050)	M6010B ICP	M3	The spike recovery value is unusable since the analyte concentration in the sample is disproportionate to the spike level. The recovery of the associated control sample (LCS or LFB) was acceptable.
			M6010B ICP	RK	LCSS/LCSSD recovery within acceptance criteria but RPD exceeded the laboratory control limit. Acceptable MS/MSD RPD demonstrates precision.
	WG249284	Beryllium, total (3050)	M6010B ICP	M2	Matrix spike recovery was low, the recovery of the associated control sample (LCS or LFB) was acceptable.
			M6010B ICP	RD	For a solid matrix, the duplicate RPD (spike or matrix) exceeded the control limit, which is attributable to the non-homogeneity of the sample.
		Cadmium, total (3050)	M6010B ICP	MA	Recovery for either the spike or spike duplicate was outside of the acceptance limits; the RPD was within the acceptance limits.
		Chromium, total (3050)	M6010B ICP	M2	Matrix spike recovery was low, the recovery of the associated control sample (LCS or LFB) was acceptable.
			M6010B ICP	RD	For a solid matrix, the duplicate RPD (spike or matrix) exceeded the control limit, which is attributable to the non-homogeneity of the sample.
		Cobalt, total (3050)	M6010B ICP	M2	Matrix spike recovery was low, the recovery of the associated control sample (LCS or LFB) was acceptable.
			M6010B ICP	RD	For a solid matrix, the duplicate RPD (spike or matrix) exceeded the control limit, which is attributable to the non-homogeneity of the sample.
			M6010B ICP	ZG	The ICP Serial Dilution was not used for data validation because the sample concentration was less than 50 times the MDL.
	WG248996	Copper, total (3050)	M6010B ICP	M3	The spike recovery value is unusable since the analyte concentration in the sample is disproportionate to the spike level. The recovery of the associated control sample (LCS or LFB) was acceptable.
	WG250011	Lead, total (3050)	M6020 ICP-MS	BB	Target analyte detected in calibration blank at or above acceptance limit. Sample value was > 10X the concentration in the calibration blank.
			M6020 ICP-MS	ZH	Serial Dilution exceeded the acceptance criteria. Matrix interference [physical or chemical] is suspected.
	WG248996	Manganese, total (3050)	M6010B ICP	M3	The spike recovery value is unusable since the analyte concentration in the sample is disproportionate to the spike level. The recovery of the associated control sample (LCS or LFB) was acceptable.
	WG249284	Molybdenum, total (3050)	M6010B ICP	M2	Matrix spike recovery was low, the recovery of the associated control sample (LCS or LFB) was acceptable.
			M6010B ICP	RD	For a solid matrix, the duplicate RPD (spike or matrix) exceeded the control limit, which is attributable to the non-homogeneity of the sample.
		Nickel, total (3050)	M6010B ICP	M2	Matrix spike recovery was low, the recovery of the associated control sample (LCS or LFB) was acceptable.
			M6010B ICP	RD	For a solid matrix, the duplicate RPD (spike or matrix) exceeded the control limit, which is attributable to the non-homogeneity of the sample.
	WG250011	Selenium, total (3050)	M6020 ICP-MS	N1	See Case Narrative.
		Thallium, total (3050)	M6020 ICP-MS	ZB	The ICP-MS Serial Dilution was not used for data validation because the sample concentration was less than 100 times the MDL.
		Uranium, total (3050)	M6020 ICP-MS	ZH	Serial Dilution exceeded the acceptance criteria. Matrix interference [physical or chemical] is suspected.
	WG249284	Zinc, total (3050)	M6010B ICP	M2	Matrix spike recovery was low, the recovery of the associated control sample (LCS or LFB) was acceptable.
			M6010B ICP	RD	For a solid matrix, the duplicate RPD (spike or matrix) exceeded the control limit, which is attributable to the non-homogeneity of the sample.

FMI Gold & Copper - Sierrita ACZ Project ID: ***L70512***

ACZ ID	WORKNUM	PARAMETER	METHOD	QUAL	DESCRIPTION
L70512-14	WG250102	Antimony, total (3050)	M6020 ICP-MS	M2	Matrix spike recovery was low, the recovery of the associated control sample (LCS or LFB) was acceptable.
	WG249356	Barium, total (3050)	M6010B ICP	M3	The spike recovery value is unusable since the analyte concentration in the sample is disproportionate to the spike level. The recovery of the associated control sample (LCS or LFB) was acceptable.
			M6010B ICP	RK	LCSS/LCSSD recovery within acceptance criteria but RPD exceeded the laboratory control limit. Acceptable MS/MSD RPD demonstrates precision.
	WG249284	Beryllium, total (3050)	M6010B ICP	M2	Matrix spike recovery was low, the recovery of the associated control sample (LCS or LFB) was acceptable.
			M6010B ICP	RD	For a solid matrix, the duplicate RPD (spike or matrix) exceeded the control limit, which is attributable to the non-homogeneity of the sample.
		Cadmium, total (3050)	M6010B ICP	MA	Recovery for either the spike or spike duplicate was outside of the acceptance limits; the RPD was within the acceptance limits.
		Chromium, total (3050)	M6010B ICP	M2	Matrix spike recovery was low, the recovery of the associated control sample (LCS or LFB) was acceptable.
			M6010B ICP	RD	For a solid matrix, the duplicate RPD (spike or matrix) exceeded the control limit, which is attributable to the non-homogeneity of the sample.
		Cobalt, total (3050)	M6010B ICP	M2	Matrix spike recovery was low, the recovery of the associated control sample (LCS or LFB) was acceptable.
			M6010B ICP	RD	For a solid matrix, the duplicate RPD (spike or matrix) exceeded the control limit, which is attributable to the non-homogeneity of the sample.
			M6010B ICP	ZG	The ICP Serial Dilution was not used for data validation because the sample concentration was less than 50 times the MDL.
	WG248996	Copper, total (3050)	M6010B ICP	M3	The spike recovery value is unusable since the analyte concentration in the sample is disproportionate to the spike level. The recovery of the associated control sample (LCS or LFB) was acceptable.
	WG250011	Lead, total (3050)	M6020 ICP-MS	BB	Target analyte detected in calibration blank at or above acceptance limit. Sample value was > 10X the concentration in the calibration blank.
			M6020 ICP-MS	ZH	Serial Dilution exceeded the acceptance criteria. Matrix interference [physical or chemical] is suspected.
	WG248996	Manganese, total (3050)	M6010B ICP	M3	The spike recovery value is unusable since the analyte concentration in the sample is disproportionate to the spike level. The recovery of the associated control sample (LCS or LFB) was acceptable.
	WG249284	Molybdenum, total (3050)	M6010B ICP	M2	Matrix spike recovery was low, the recovery of the associated control sample (LCS or LFB) was acceptable.
			M6010B ICP	RD	For a solid matrix, the duplicate RPD (spike or matrix) exceeded the control limit, which is attributable to the non-homogeneity of the sample.
		Nickel, total (3050)	M6010B ICP	M2	Matrix spike recovery was low, the recovery of the associated control sample (LCS or LFB) was acceptable.
			M6010B ICP	RD	For a solid matrix, the duplicate RPD (spike or matrix) exceeded the control limit, which is attributable to the non-homogeneity of the sample.
	WG250011	Thallium, total (3050)	M6020 ICP-MS	ZB	The ICP-MS Serial Dilution was not used for data validation because the sample concentration was less than 100 times the MDL.
		Uranium, total (3050)	M6020 ICP-MS	ZH	Serial Dilution exceeded the acceptance criteria. Matrix interference [physical or chemical] is suspected.
	WG249284	Zinc, total (3050)	M6010B ICP	M2	Matrix spike recovery was low, the recovery of the associated control sample (LCS or LFB) was acceptable.
			M6010B ICP	RD	For a solid matrix, the duplicate RPD (spike or matrix) exceeded the control limit, which is attributable to the non-homogeneity of the sample.

FMI Gold & Copper - Sierrita ACZ Project ID: ***L70512***

ACZ ID	WORKNUM	PARAMETER	METHOD	QUAL	DESCRIPTION
L70512-15	WG250102	Antimony, total (3050)	M6020 ICP-MS	M2	Matrix spike recovery was low, the recovery of the associated control sample (LCS or LFB) was acceptable.
	WG249356	Barium, total (3050)	M6010B ICP	M3	The spike recovery value is unusable since the analyte concentration in the sample is disproportionate to the spike level. The recovery of the associated control sample (LCS or LFB) was acceptable.
			M6010B ICP	RK	LCSS/LCSSD recovery within acceptance criteria but RPD exceeded the laboratory control limit. Acceptable MS/MSD RPD demonstrates precision.
	WG249284	Beryllium, total (3050)	M6010B ICP	M2	Matrix spike recovery was low, the recovery of the associated control sample (LCS or LFB) was acceptable.
			M6010B ICP	RD	For a solid matrix, the duplicate RPD (spike or matrix) exceeded the control limit, which is attributable to the non-homogeneity of the sample.
		Cadmium, total (3050)	M6010B ICP	MA	Recovery for either the spike or spike duplicate was outside of the acceptance limits; the RPD was within the acceptance limits.
		Chromium, total (3050)	M6010B ICP	M2	Matrix spike recovery was low, the recovery of the associated control sample (LCS or LFB) was acceptable.
			M6010B ICP	RD	For a solid matrix, the duplicate RPD (spike or matrix) exceeded the control limit, which is attributable to the non-homogeneity of the sample.
		Cobalt, total (3050)	M6010B ICP	M2	Matrix spike recovery was low, the recovery of the associated control sample (LCS or LFB) was acceptable.
			M6010B ICP	RD	For a solid matrix, the duplicate RPD (spike or matrix) exceeded the control limit, which is attributable to the non-homogeneity of the sample.
			M6010B ICP	ZG	The ICP Serial Dilution was not used for data validation because the sample concentration was less than 50 times the MDL.
	WG248996	Copper, total (3050)	M6010B ICP	M3	The spike recovery value is unusable since the analyte concentration in the sample is disproportionate to the spike level. The recovery of the associated control sample (LCS or LFB) was acceptable.
	WG250011	Lead, total (3050)	M6020 ICP-MS	BB	Target analyte detected in calibration blank at or above acceptance limit. Sample value was > 10X the concentration in the calibration blank.
			M6020 ICP-MS	ZH	Serial Dilution exceeded the acceptance criteria. Matrix interference [physical or chemical] is suspected.
	WG248996	Manganese, total (3050)	M6010B ICP	M3	The spike recovery value is unusable since the analyte concentration in the sample is disproportionate to the spike level. The recovery of the associated control sample (LCS or LFB) was acceptable.
	WG249284	Molybdenum, total (3050)	M6010B ICP	M2	Matrix spike recovery was low, the recovery of the associated control sample (LCS or LFB) was acceptable.
			M6010B ICP	RD	For a solid matrix, the duplicate RPD (spike or matrix) exceeded the control limit, which is attributable to the non-homogeneity of the sample.
		Nickel, total (3050)	M6010B ICP	M2	Matrix spike recovery was low, the recovery of the associated control sample (LCS or LFB) was acceptable.
			M6010B ICP	RD	For a solid matrix, the duplicate RPD (spike or matrix) exceeded the control limit, which is attributable to the non-homogeneity of the sample.
	WG250011	Selenium, total (3050)	M6020 ICP-MS	N1	See Case Narrative.
		Thallium, total (3050)	M6020 ICP-MS	ZB	The ICP-MS Serial Dilution was not used for data validation because the sample concentration was less than 100 times the MDL.
		Uranium, total (3050)	M6020 ICP-MS	ZH	Serial Dilution exceeded the acceptance criteria. Matrix interference [physical or chemical] is suspected.
	WG249284	Zinc, total (3050)	M6010B ICP	M2	Matrix spike recovery was low, the recovery of the associated control sample (LCS or LFB) was acceptable.
			M6010B ICP	RD	For a solid matrix, the duplicate RPD (spike or matrix) exceeded the control limit, which is attributable to the non-homogeneity of the sample.

FMI Gold & Copper - Sierrita ACZ Project ID: ***L70512***

ACZ ID	WORKNUM	PARAMETER	METHOD	QUAL	DESCRIPTION
L70512-16	WG250102	Antimony, total (3050)	M6020 ICP-MS	M2	Matrix spike recovery was low, the recovery of the associated control sample (LCS or LFB) was acceptable.
	WG249356	Barium, total (3050)	M6010B ICP	M3	The spike recovery value is unusable since the analyte concentration in the sample is disproportionate to the spike level. The recovery of the associated control sample (LCS or LFB) was acceptable.
			M6010B ICP	RK	LCSS/LCSSD recovery within acceptance criteria but RPD exceeded the laboratory control limit. Acceptable MS/MSD RPD demonstrates precision.
	WG249284	Beryllium, total (3050)	M6010B ICP	M2	Matrix spike recovery was low, the recovery of the associated control sample (LCS or LFB) was acceptable.
			M6010B ICP	RD	For a solid matrix, the duplicate RPD (spike or matrix) exceeded the control limit, which is attributable to the non-homogeneity of the sample.
		Cadmium, total (3050)	M6010B ICP	MA	Recovery for either the spike or spike duplicate was outside of the acceptance limits; the RPD was within the acceptance limits.
		Chromium, total (3050)	M6010B ICP	M2	Matrix spike recovery was low, the recovery of the associated control sample (LCS or LFB) was acceptable.
			M6010B ICP	RD	For a solid matrix, the duplicate RPD (spike or matrix) exceeded the control limit, which is attributable to the non-homogeneity of the sample.
		Cobalt, total (3050)	M6010B ICP	M2	Matrix spike recovery was low, the recovery of the associated control sample (LCS or LFB) was acceptable.
			M6010B ICP	RD	For a solid matrix, the duplicate RPD (spike or matrix) exceeded the control limit, which is attributable to the non-homogeneity of the sample.
			M6010B ICP	ZG	The ICP Serial Dilution was not used for data validation because the sample concentration was less than 50 times the MDL.
	WG248996	Copper, total (3050)	M6010B ICP	M3	The spike recovery value is unusable since the analyte concentration in the sample is disproportionate to the spike level. The recovery of the associated control sample (LCS or LFB) was acceptable.
	WG250011	Lead, total (3050)	M6020 ICP-MS	BB	Target analyte detected in calibration blank at or above acceptance limit. Sample value was > 10X the concentration in the calibration blank.
			M6020 ICP-MS	ZH	Serial Dilution exceeded the acceptance criteria. Matrix interference [physical or chemical] is suspected.
	WG248996	Manganese, total (3050)	M6010B ICP	M3	The spike recovery value is unusable since the analyte concentration in the sample is disproportionate to the spike level. The recovery of the associated control sample (LCS or LFB) was acceptable.
	WG249284	Molybdenum, total (3050)	M6010B ICP	M2	Matrix spike recovery was low, the recovery of the associated control sample (LCS or LFB) was acceptable.
			M6010B ICP	RD	For a solid matrix, the duplicate RPD (spike or matrix) exceeded the control limit, which is attributable to the non-homogeneity of the sample.
		Nickel, total (3050)	M6010B ICP	M2	Matrix spike recovery was low, the recovery of the associated control sample (LCS or LFB) was acceptable.
			M6010B ICP	RD	For a solid matrix, the duplicate RPD (spike or matrix) exceeded the control limit, which is attributable to the non-homogeneity of the sample.
	WG250011	Selenium, total (3050)	M6020 ICP-MS	N1	See Case Narrative.
		Uranium, total (3050)	M6020 ICP-MS	ZH	Serial Dilution exceeded the acceptance criteria. Matrix interference [physical or chemical] is suspected.
	WG249284	Zinc, total (3050)	M6010B ICP	M2	Matrix spike recovery was low, the recovery of the associated control sample (LCS or LFB) was acceptable.
			M6010B ICP	RD	For a solid matrix, the duplicate RPD (spike or matrix) exceeded the control limit, which is attributable to the non-homogeneity of the sample.

FMI Gold & Copper - Sierrita ACZ Project ID: ***L70512***

ACZ ID	WORKNUM	PARAMETER	METHOD	QUAL	DESCRIPTION
L70512-17	WG250102	Antimony, total (3050)	M6020 ICP-MS	M2	Matrix spike recovery was low, the recovery of the associated control sample (LCS or LFB) was acceptable.
	WG249356	Barium, total (3050)	M6010B ICP	M3	The spike recovery value is unusable since the analyte concentration in the sample is disproportionate to the spike level. The recovery of the associated control sample (LCS or LFB) was acceptable.
			M6010B ICP	RK	LCSS/LCSSD recovery within acceptance criteria but RPD exceeded the laboratory control limit. Acceptable MS/MSD RPD demonstrates precision.
	WG249284	Beryllium, total (3050)	M6010B ICP	M2	Matrix spike recovery was low, the recovery of the associated control sample (LCS or LFB) was acceptable.
			M6010B ICP	RD	For a solid matrix, the duplicate RPD (spike or matrix) exceeded the control limit, which is attributable to the non-homogeneity of the sample.
		Cadmium, total (3050)	M6010B ICP	MA	Recovery for either the spike or spike duplicate was outside of the acceptance limits; the RPD was within the acceptance limits.
		Chromium, total (3050)	M6010B ICP	M2	Matrix spike recovery was low, the recovery of the associated control sample (LCS or LFB) was acceptable.
			M6010B ICP	RD	For a solid matrix, the duplicate RPD (spike or matrix) exceeded the control limit, which is attributable to the non-homogeneity of the sample.
		Cobalt, total (3050)	M6010B ICP	M2	Matrix spike recovery was low, the recovery of the associated control sample (LCS or LFB) was acceptable.
			M6010B ICP	RD	For a solid matrix, the duplicate RPD (spike or matrix) exceeded the control limit, which is attributable to the non-homogeneity of the sample.
			M6010B ICP	ZG	The ICP Serial Dilution was not used for data validation because the sample concentration was less than 50 times the MDL.
	WG248996	Copper, total (3050)	M6010B ICP	M3	The spike recovery value is unusable since the analyte concentration in the sample is disproportionate to the spike level. The recovery of the associated control sample (LCS or LFB) was acceptable.
	WG250011	Lead, total (3050)	M6020 ICP-MS	BB	Target analyte detected in calibration blank at or above acceptance limit. Sample value was > 10X the concentration in the calibration blank.
			M6020 ICP-MS	ZH	Serial Dilution exceeded the acceptance criteria. Matrix interference [physical or chemical] is suspected.
	WG248996	Manganese, total (3050)	M6010B ICP	M3	The spike recovery value is unusable since the analyte concentration in the sample is disproportionate to the spike level. The recovery of the associated control sample (LCS or LFB) was acceptable.
	WG249284	Molybdenum, total (3050)	M6010B ICP	M2	Matrix spike recovery was low, the recovery of the associated control sample (LCS or LFB) was acceptable.
			M6010B ICP	RD	For a solid matrix, the duplicate RPD (spike or matrix) exceeded the control limit, which is attributable to the non-homogeneity of the sample.
		Nickel, total (3050)	M6010B ICP	M2	Matrix spike recovery was low, the recovery of the associated control sample (LCS or LFB) was acceptable.
			M6010B ICP	RD	For a solid matrix, the duplicate RPD (spike or matrix) exceeded the control limit, which is attributable to the non-homogeneity of the sample.
	WG250011	Uranium, total (3050)	M6020 ICP-MS	ZH	Serial Dilution exceeded the acceptance criteria. Matrix interference [physical or chemical] is suspected.
	WG249284	Zinc, total (3050)	M6010B ICP	M2	Matrix spike recovery was low, the recovery of the associated control sample (LCS or LFB) was acceptable.
			M6010B ICP	RD	For a solid matrix, the duplicate RPD (spike or matrix) exceeded the control limit, which is attributable to the non-homogeneity of the sample.

ACZ ID	WORKNUM	PARAMETER	METHOD	QUAL	DESCRIPTION
L70512-18	WG250102	Antimony, total (3050)	M6020 ICP-MS	M2	Matrix spike recovery was low, the recovery of the associated control sample (LCS or LFB) was acceptable.
	WG249356	Barium, total (3050)	M6010B ICP	M3	The spike recovery value is unusable since the analyte concentration in the sample is disproportionate to the spike level. The recovery of the associated control sample (LCS or LFB) was acceptable.
			M6010B ICP	RK	LCSS/LCSSD recovery within acceptance criteria but RPD exceeded the laboratory control limit. Acceptable MS/MSD RPD demonstrates precision.
	WG249284	Beryllium, total (3050)	M6010B ICP	M2	Matrix spike recovery was low, the recovery of the associated control sample (LCS or LFB) was acceptable.
			M6010B ICP	RD	For a solid matrix, the duplicate RPD (spike or matrix) exceeded the control limit, which is attributable to the non-homogeneity of the sample.
		Cadmium, total (3050)	M6010B ICP	MA	Recovery for either the spike or spike duplicate was outside of the acceptance limits; the RPD was within the acceptance limits.
		Chromium, total (3050)	M6010B ICP	M2	Matrix spike recovery was low, the recovery of the associated control sample (LCS or LFB) was acceptable.
			M6010B ICP	RD	For a solid matrix, the duplicate RPD (spike or matrix) exceeded the control limit, which is attributable to the non-homogeneity of the sample.
		Cobalt, total (3050)	M6010B ICP	M2	Matrix spike recovery was low, the recovery of the associated control sample (LCS or LFB) was acceptable.
			M6010B ICP	RD	For a solid matrix, the duplicate RPD (spike or matrix) exceeded the control limit, which is attributable to the non-homogeneity of the sample.
			M6010B ICP	ZG	The ICP Serial Dilution was not used for data validation because the sample concentration was less than 50 times the MDL.
	WG248996	Copper, total (3050)	M6010B ICP	M3	The spike recovery value is unusable since the analyte concentration in the sample is disproportionate to the spike level. The recovery of the associated control sample (LCS or LFB) was acceptable.
	WG250011	Lead, total (3050)	M6020 ICP-MS	BB	Target analyte detected in calibration blank at or above acceptance limit. Sample value was > 10X the concentration in the calibration blank.
			M6020 ICP-MS	ZH	Serial Dilution exceeded the acceptance criteria. Matrix interference [physical or chemical] is suspected.
	WG248996	Manganese, total (3050)	M6010B ICP	M3	The spike recovery value is unusable since the analyte concentration in the sample is disproportionate to the spike level. The recovery of the associated control sample (LCS or LFB) was acceptable.
	WG249284	Molybdenum, total (3050)	M6010B ICP	M2	Matrix spike recovery was low, the recovery of the associated control sample (LCS or LFB) was acceptable.
			M6010B ICP	RD	For a solid matrix, the duplicate RPD (spike or matrix) exceeded the control limit, which is attributable to the non-homogeneity of the sample.
		Nickel, total (3050)	M6010B ICP	M2	Matrix spike recovery was low, the recovery of the associated control sample (LCS or LFB) was acceptable.
			M6010B ICP	RD	For a solid matrix, the duplicate RPD (spike or matrix) exceeded the control limit, which is attributable to the non-homogeneity of the sample.
	WG250011	Selenium, total (3050)	M6020 ICP-MS	N1	See Case Narrative.
		Thallium, total (3050)	M6020 ICP-MS	BB	Target analyte detected in calibration blank at or above acceptance limit. Sample value was > 10X the concentration in the calibration blank.
			M6020 ICP-MS	ZB	The ICP-MS Serial Dilution was not used for data validation because the sample concentration was less than 100 times the MDL.
		Uranium, total (3050)	M6020 ICP-MS	ZH	Serial Dilution exceeded the acceptance criteria. Matrix interference [physical or chemical] is suspected.
	WG249284	Zinc, total (3050)	M6010B ICP	M2	Matrix spike recovery was low, the recovery of the associated control sample (LCS or LFB) was acceptable.
			M6010B ICP	RD	For a solid matrix, the duplicate RPD (spike or matrix) exceeded the control limit, which is attributable to the non-

ACZ ID	WORKNUM	PARAMETER	METHOD	QUAL	DESCRIPTION
					homogeneity of the sample.

Metals Analysis

The following parameters are not offered for certification or are not covered by NELAC certificate #ACZ.

Uranium, total (3050)	M6020 ICP-MS

Soil Analysis

The following parameters are not offered for certification or are not covered by NELAC certificate #ACZ.

Solids, Percent	CLPSOW390, PART F, D-98

ACZ Laboratories, Inc.
2773 Downhill Drive Steamboat Springs, CO 80487 (800) 334-5493

Sample Receipt

FMI Gold & Copper - Sierrita
OJ07R9

ACZ Project ID:	L70512
Date Received:	7/16/2008
Received By:	lcp
Date Printed:	7/17/2008

Receipt Verification

	YES	NO	NA
1) Does this project require special handling procedures such as CLP protocol?			X
2) Are the custody seals on the cooler intact?	X		
3) Are the custody seals on the sample containers intact?			X
4) Is there a Chain of Custody or other directive shipping papers present?	X		
5) Is the Chain of Custody complete?	X		
6) Is the Chain of Custody in agreement with the samples received?	X		
7) Is there enough sample for all requested analyses?	X		
8) Are all samples within holding times for requested analyses?	X		
9) Were all sample containers received intact?	X		
10) Are the temperature blanks present?			X
11) Are the trip blanks (VOA and/or Cyanide) present?			X
12) Are samples requiring no headspace, headspace free?			X
13) Do the samples that require a Foreign Soils Permit have one?			X

Exceptions: If you answered no to any of the above questions, please describe

N/A

Contact (For any discrepancies, the client must be contacted)

N/A

Shipping Containers

Cooler Id		Temp (°C)	Rad (µR/hr)
2971		2.9	15
1887		3.6	14

Client must contact ACZ Project Manager if analysis should not proceed for samples received outside of thermal preservation acceptance criteria.

Notes

ACZ Laboratories, Inc.
2773 Downhill Drive Steamboat Springs, CO 80487 (800) 334-5493

Sample Receipt

FMI Gold & Copper - Sierrita
OJ07R9

ACZ Project ID: L70512
Date Received: 7/16/2008
Received By:

Sample Container Preservation

SAMPLE	CLIENT ID	R < 2	G < 2	BK < 2	Y< 2	YG< 2	B< 2	O < 2	T >12	N/A	RAD	ID
L70512-01	CP-N08-1-3									X		
L70512-02	CP-N08-5-7									X		
L70512-03	CP-N08-10-11									X		
L70512-04	CP-O09-0-1									X		
L70512-05	CP-O09-1-3									X		
L70512-06	CP-O09-5-7									X		
L70512-07	CP-O09-10-12									X		
L70512-08	CP-O09-15-17									X		
L70512-09	CP-M04-0-1									X		
L70512-10	CP-M04-1-2.5									X		
L70512-11	CP-M04-5-5.4									X		
L70512-12	CP-003-0-1									X		
L70512-13	CP-003-1-3									X		
L70512-14	CP-M06-0-1									X		
L70512-15	CP-M06-1-3									X		
L70512-16	CP-JS-02-0-1									X		
L70512-17	CP-JS-02-1-3									X		
L70512-18	CP-N08-0-1									X		

Sample Container Preservation Legend

Abbreviation	Description	Container Type	Preservative/Limits
R	Raw/Nitric	RED	pH must be < 2
B	Filtered/Sulfuric	BLUE	pH must be < 2
BK	Filtered/Nitric	BLACK	pH must be < 2
G	Filtered/Nitric	GREEN	pH must be < 2
O	Raw/Sulfuric	ORANGE	pH must be < 2
P	Raw/NaOH	PURPLE	pH must be > 12 *
T	Raw/NaOH Zinc Acetate	TAN	pH must be > 12
Y	Raw/Sulfuric	YELLOW	pH must be < 2
YG	Raw/Sulfuric	YELLOW GLASS	pH must be < 2
N/A	No preservative needed	Not applicable	
RAD	Gamma/Beta dose rate	Not applicable	must be < 250 µR/hr

* pH check performed by analyst prior to sample preparation

Sample IDs Reviewed By: lcp

ACZ Laboratories, Inc. L70512

2773 Downhill Drive Steamboat Springs, CO 80487 (800) 334-5493

CHAIN of CUSTODY

Report to:

Name: Freeport-Sierrita
Company: URS/FMI
E-mail: Ned-Hall@FMI.com
Address: 6200 W. Duval Mine Rd
Telephone: (520) 648-8857

Copy of Report to:

Name:
Company:
E-mail: Steven-Vaughn@URSCorp.com
Telephone:

Invoice to:

Name: Ned Hall
Company: FMI-Sierrita
E-mail: Ned_Hall@FMI.com
Address: 6200 W. Duval Mine Rd.
P.O. BOX 527
Telephone: (520) 648-8857

If sample(s) received past holding time (HT), or if insufficient HT remains to complete analysis before expiration, shall ACZ proceed with requested short HT analyses? YES [ ] NO [ ]
If "NO" then ACZ will contact client for further instruction. If neither "YES" nor "NO" is indicated, ACZ will proceed with the requested analyses, even if HT is expired, and data will be qualified.

PROJECT INFORMATION

Quote #:
Project/PO #: OJO 7R9
Reporting state for compliance testing:
Sampler's Name: Armando Jimenez
Are any samples NRC licensable material?

ANALYSES REQUESTED *(attach list or use quote number)*

SAMPLE IDENTIFICATION	DATE:TIME	Matrix	# of Containers	See Attached Quote 7/8/2008
CP-N08-1-3	7-11-08 1355	SO	1	↓
CP-N08-5-7	7-11-08 1400	↓	1	↓
CP-N08-10-11	7-11-08 1405	↓	1	↓
CP-009-0-1	7-11-08 1452	↓	1	↓
CP-009-1-3	7-11-08 1452	↓	1	↓
CP-009-5-7	7-11-08 1458	↓	1	↓
CP-009-10-12	7-11-08 1502	↓	1	↓
CP-009-15-17	7-11-08 1510	↓	1	↓

Matrix: SW (Surface Water) · GW (Ground Water) · WW (Waste Water) · DW (Drinking Water) · SL (Sludge) · SO (Soil) · OL (Oil) · Other

REMARKS/ SAMPLE DISCLOSURES

Fedex 791929760469 * 799352901045

PAGE 1 of 1

Please refer to ACZ's terms & conditions located on the reverse side of this COC.

RELINQUISHED BY:	DATE:TIME	RECEIVED BY:	DATE:TIME
[illegible]	7-15-08 1439	To FedEx	
		WPL	7-16-08 10:30

FRMAD050.03.05.02 White - Return with sample. Yellow - Retain for your records.

ACZ Laboratories, Inc. L70512

2773 Downhill Drive Steamboat Springs, CO 80487 (800) 334-5493

CHAIN of CUSTODY

Report to:

Name: Freeport - Sierrita
Company: URS / FMI
E-mail: Ned_Hall@FMI.com / Steven_Vaughn@URSCORP.com
Address: 6200 W. Duval Mine Rd.
Telephone: (520) 648-8857

Copy of Report to:

Name:
Company:
E-mail: steven_vaughn@urscorp.com
Telephone:

Invoice to:

Name: Ned Hall
Company: FMI - Sierrita
E-mail: Ned_Hall@fmi.com
Address: 6200 W. Duval Mine Rd.
P.O. Box 527
Telephone: (520) 648-8857

If sample(s) received past holding time (HT), or if insufficient HT remains to complete analysis before expiration, shall ACZ proceed with requested short HT analyses? YES [ ] NO [ ]
If "NO" then ACZ will contact client for further instruction. If neither "YES" nor "NO" is indicated, ACZ will proceed with the requested analyses, even if HT is expired, and data will be qualified.

PROJECT INFORMATION

Quote #:
Project/PO #: 05079
Reporting state for compliance testing:
Sampler's Name: Armando Jimenez
Are any samples NRC licensable material?

ANALYSES REQUESTED *(attach list or use quote number)*

SAMPLE IDENTIFICATION	DATE:TIME	Matrix	# of Containers	See Attached Quote 7/8/2008							
CP-M04-0-1	7-11-08 : 955	SO	1								
CP-M04-1-2.5	7-11-08 957		1								
CP-M04-5-5.4	7-11-08 1015		1								
CP-003-0-1	7-11-08 1052		1								
CP-003-1-3	7-11-08 1052		1								
CP-M06-0-1	7-11-08 1256		1								
CP-M06-1-3	7-11-08 1256		1								
CP-JS-02-0-1	7-11-08 1320		1								
CP-JS-02-1-3	7-11-08 1320		1								
CP-N08-0-1	7-11-08 1355		1								

Matrix: SW (Surface Water) · GW (Ground Water) · WW (Waste Water) · DW (Drinking Water) · SL (Sludge) · SO (Soil) · OL (Oil) · Other

REMARKS/ SAMPLE DISCLOSURES

Fed ex 791929760469 & 799352901045

PAGE 1 of 1

Please refer to ACZ's terms & conditions located on the reverse side of this COC.

RELINQUISHED BY:	DATE:TIME	RECEIVED BY:	DATE:TIME
A.J.S	7-15-08 1439	To Fed Ex	
		WPL	7/16/08 10:30

FRMAD050.03.05.02 White - Return with sample. Yellow - Retain for your records.

ACZ Laboratories, Inc.

2773 Downhill Drive Steamboat Springs, CO 80487 (800) 334-5493

Analytical Quote

Accounts Payable
FMI Gold & Copper - Sierrita
P.O. Box 2671
Phoenix, AZ 85002-2671

7/8/2008

Quote Number: SOIL-GPL

Matrix: Soil — Sierrita Soil Sampling Program

Parameter	Method	Detection Limit	Cost/Sample
Metals Analysis			
Antimony, total (3050)	M6020 ICP-MS	0.04 mg/Kg	$13.50
Arsenic, total (3050)	M6020 ICP-MS	0.05 mg/Kg	$13.50
Barium, total (3050)	M6010B ICP	0.3 mg/Kg	$6.75
Beryllium, total (3050)	M6010B ICP	0.2 mg/Kg	$6.75
Cadmium, total (3050)	M6010B ICP	0.5 mg/Kg	$6.75
Chromium, total (3050)	M6010B ICP	1 mg/Kg	$6.75
Cobalt, total (3050)	M6010B ICP	1 mg/Kg	$6.75
Copper, total (3050)	M6010B ICP	1 mg/Kg	$6.75
Lead, total (3050)	M6020 ICP-MS	0.01 mg/Kg	$13.50
Manganese, total (3050)	M6010B ICP	0.5 mg/Kg	$6.75
Mercury, total	M7471A CVAA	0.02 mg/Kg	$17.25
Molybdenum, total (3050)	M6010B ICP	1 mg/Kg	$6.75
Nickel, total (3050)	M6010B ICP	1 mg/Kg	$6.75
Selenium, total (3050)	M6020 ICP-MS	0.01 mg/Kg	$13.50
Thallium, total (3050)	M6020 ICP-MS	0.01 mg/Kg	$13.50
Uranium, total (3050)	M6020 ICP-MS	0.01 mg/Kg	$13.50
Zinc, total (3050)	M6010B ICP	1 mg/Kg	$6.75
Misc.			
Electronic Data Deliverable			$0.00
Quality Control Summary			$0.00
Sample Preparation			
Air Dry at 34 Degrees C	USDA No. 1, 1972		$5.25
Digestion - Alkaline	M3060A		$99.98
Digestion - Hot Plate	M3050B ICP-MS		$10.50
Sieve-2000 um (2.0mm)	ASA No.9, 15-4.2.2		$8.25
Soil Analysis			
Solids, Percent	CLPSOW390, PART F, D-98	0.1 %	$5.25
Wet Chemistry			
Chromium, Hexavalent (3060)	M7196A	0.005 mg/Kg	$28.00
		Cost/Sample:	**$322.98**

Pricing includes standard deliverables and turnaround. Includes a QC Summary and default electronic data deliverable.
Method detection limits are estimates and may be elevated depending on sample matrix.

ACZ Laboratories, Inc.
2773 Downhill Drive Steamboat Springs, CO 80487 (800) 334-5493

Analytical Report

August 04, 2008

Report to:
Ned Hall
FMI Gold & Copper - Sierrita
P.O. Box 527 6200 W. Duval Mine Rd.
Green Valley, AZ 85622-0527

Bill to:
Accounts Payable
FMI Gold & Copper - Sierrita
P.O. Box 2671
Phoenix, AZ 85002-2671

cc: Steve Vaughn

Project ID: OJ07R9
ACZ Project ID: L70514

Ned Hall:

Enclosed are the analytical results for sample(s) submitted to ACZ Laboratories, Inc. (ACZ) on July 16, 2008. This project has been assigned to ACZ's project number, L70514. Please reference this number in all future inquiries.

All analyses were performed according to ACZ's Quality Assurance Plan, version 12.0. The enclosed results relate only to the samples received under L70514. Each section of this report has been reviewed and approved by the appropriate Laboratory Supervisor, or a qualified substitute.

Except as noted, the test results for the methods and parameters listed on ACZ's current NELAC certificate letter (#ACZ) meet all requirements of NELAC.

This report shall be used or copied only in its entirety. ACZ is not responsible for the consequences arising from the use of a partial report.

All samples and sub-samples associated with this project will be disposed of after September 04, 2008. If the samples are determined to be hazardous, additional charges apply for disposal (typically less than $10/sample). If you would like the samples to be held longer than ACZ's stated policy or to be returned, please contact your Project Manager or Customer Service Representative for further details and associated costs. ACZ retains analytical reports for five years.

If you have any questions or other needs, please contact your Project Manager.

S. Habermehl

Scott Habermehl has reviewed
and approved this report.

ACZ Laboratories, Inc.
2773 Downhill Drive Steamboat Springs, CO 80487 (800) 334-5493

Inorganic Analytical Results

FMI Gold & Copper - Sierrita
Project ID: OJ07R9
Sample ID: EV-JS-01-5-7

ACZ Sample ID: ***L70514-01***
Date Sampled: *07/14/08 13:55*
Date Received: *07/16/08*
Sample Matrix: *Soil*

Metals Analysis

Parameter	EPA Method	Result	Qual	XQ	Units	MDL	PQL	Date	Analyst
Antimony, total (3050)	M6020 ICP-MS		U	*	mg/Kg	0.2	1	07/29/08 19:07	msh
Arsenic, total (3050)	M6020 ICP-MS	5.5			mg/Kg	0.3	0.5	07/29/08 19:07	msh
Barium, total (3050)	M6010B ICP	169		*	mg/Kg	0.3	2	07/24/08 0:17	aeh
Beryllium, total (3050)	M6010B ICP	0.6	B		mg/Kg	0.2	1	07/24/08 0:17	aeh
Cadmium, total (3050)	M6010B ICP	6.0			mg/Kg	0.5	2	07/24/08 0:17	aeh
Chromium, total (3050)	M6010B ICP	7			mg/Kg	1	5	07/24/08 0:17	aeh
Cobalt, total (3050)	M6010B ICP	12		*	mg/Kg	1	5	07/24/08 0:17	aeh
Copper, total (3050)	M6010B ICP	1550		*	mg/Kg	1	5	07/24/08 0:17	aeh
Lead, total (3050)	M6020 ICP-MS	12.00			mg/Kg	0.05	0.3	07/29/08 19:07	msh
Manganese, total (3050)	M6010B ICP	342		*	mg/Kg	0.5	3	07/24/08 0:17	aeh
Mercury, total	M7471A CVAA		U		mg/Kg	0.04	0.2	07/22/08 20:47	pmc
Molybdenum, total (3050)	M6010B ICP	77		*	mg/Kg	1	5	07/24/08 0:17	aeh
Nickel, total (3050)	M6010B ICP	14		*	mg/Kg	1	5	07/24/08 0:17	aeh
Selenium, total (3050)	M6020 ICP-MS	1.69			mg/Kg	0.05	0.3	07/29/08 19:07	msh
Thallium, total (3050)	M6020 ICP-MS	0.10	B	*	mg/Kg	0.05	0.3	07/29/08 19:07	msh
Uranium, total (3050)	M6020 ICP-MS	8.51		*	mg/Kg	0.05	0.3	07/29/08 19:07	msh
Zinc, total (3050)	M6010B ICP	407			mg/Kg	1	5	07/24/08 0:17	aeh

Soil Analysis

Parameter	EPA Method	Result	Qual	XQ	Units	MDL	PQL	Date	Analyst
Solids, Percent	CLPSOW390, PART F, D-98	90.6		*	%	0.1	0.5	07/17/08 5:03	mjc

Soil Preparation

Parameter	EPA Method	Result	Qual	XQ	Units	MDL	PQL	Date	Analyst
Air Dry at 34 Degrees C	USDA No. 1, 1972			*				07/16/08 19:39	brd/bjl
Sieve-2000 um (2.0mm)	ASA No.9, 15-4.2.2			*				07/18/08 11:45	brd/lwt

Arizona license number: AZ0102

** Please refer to Qualifier Reports for details.*

ACZ Laboratories, Inc.
2773 Downhill Drive Steamboat Springs, CO 80487 (800) 334-5493

Inorganic Analytical Results

FMI Gold & Copper - Sierrita
Project ID: OJ07R9
Sample ID: EV-JS-02-0-1

ACZ Sample ID: ***L70514-02***
Date Sampled: *07/14/08 14:45*
Date Received: *07/16/08*
Sample Matrix: *Soil*

Metals Analysis

Parameter	EPA Method	Result	Qual	XQ	Units	MDL	PQL	Date	Analyst
Antimony, total (3050)	M6020 ICP-MS	0.3	B	*	mg/Kg	0.2	1	07/29/08 19:14	msh
Arsenic, total (3050)	M6020 ICP-MS	2.8			mg/Kg	0.3	0.5	07/29/08 19:14	msh
Barium, total (3050)	M6010B ICP	105		*	mg/Kg	0.3	2	07/24/08 0:21	aeh
Beryllium, total (3050)	M6010B ICP	0.2	B		mg/Kg	0.2	1	07/24/08 0:21	aeh
Cadmium, total (3050)	M6010B ICP		U		mg/Kg	0.5	2	07/24/08 0:21	aeh
Chromium, total (3050)	M6010B ICP	4	B		mg/Kg	1	5	07/24/08 0:21	aeh
Cobalt, total (3050)	M6010B ICP	9		*	mg/Kg	1	5	07/24/08 0:21	aeh
Copper, total (3050)	M6010B ICP	2020		*	mg/Kg	1	5	07/24/08 0:21	aeh
Lead, total (3050)	M6020 ICP-MS	19.10			mg/Kg	0.05	0.3	07/29/08 19:14	msh
Manganese, total (3050)	M6010B ICP	330		*	mg/Kg	0.5	3	07/24/08 0:21	aeh
Mercury, total	M7471A CVAA		U		mg/Kg	0.04	0.2	07/22/08 20:50	pmc
Molybdenum, total (3050)	M6010B ICP	67		*	mg/Kg	1	5	07/24/08 0:21	aeh
Nickel, total (3050)	M6010B ICP	14		*	mg/Kg	1	5	07/24/08 0:21	aeh
Selenium, total (3050)	M6020 ICP-MS	0.47			mg/Kg	0.05	0.3	07/29/08 19:14	msh
Thallium, total (3050)	M6020 ICP-MS	0.10	B	*	mg/Kg	0.05	0.3	07/29/08 19:14	msh
Uranium, total (3050)	M6020 ICP-MS	2.87		*	mg/Kg	0.05	0.3	07/29/08 19:14	msh
Zinc, total (3050)	M6010B ICP	124			mg/Kg	1	5	07/24/08 0:21	aeh

Soil Analysis

Parameter	EPA Method	Result	Qual	XQ	Units	MDL	PQL	Date	Analyst
Solids, Percent	CLPSOW390, PART F, D-98	93.2		*	%	0.1	0.5	07/17/08 6:06	mjc

Soil Preparation

Parameter	EPA Method	Result	Qual	XQ	Units	MDL	PQL	Date	Analyst
Air Dry at 34 Degrees C	USDA No. 1, 1972			*				07/16/08 19:46	brd/bjl
Sieve-2000 um (2.0mm)	ASA No.9, 15-4.2.2			*				07/18/08 11:48	brd/lwt

Arizona license number: AZ0102

** Please refer to Qualifier Reports for details.*

ACZ Laboratories, Inc.
2773 Downhill Drive Steamboat Springs, CO 80487 (800) 334-5493

Inorganic Analytical Results

FMI Gold & Copper - Sierrita
Project ID: OJ07R9
Sample ID: EV-JS-02-1-3

ACZ Sample ID: ***L70514-03***
Date Sampled: *07/14/08 14:45*
Date Received: *07/16/08*
Sample Matrix: *Soil*

Metals Analysis

Parameter	EPA Method	Result	Qual	XQ	Units	MDL	PQL	Date	Analyst
Antimony, total (3050)	M6020 ICP-MS		U	*	mg/Kg	0.2	1	07/29/08 19:20	msh
Arsenic, total (3050)	M6020 ICP-MS	1.1			mg/Kg	0.3	0.5	07/29/08 19:20	msh
Barium, total (3050)	M6010B ICP	96.2		*	mg/Kg	0.3	2	07/24/08 0:25	aeh
Beryllium, total (3050)	M6010B ICP		U		mg/Kg	0.2	1	07/24/08 0:25	aeh
Cadmium, total (3050)	M6010B ICP		U		mg/Kg	0.5	2	07/24/08 0:25	aeh
Chromium, total (3050)	M6010B ICP	7			mg/Kg	1	5	07/24/08 0:25	aeh
Cobalt, total (3050)	M6010B ICP	10		*	mg/Kg	1	5	07/24/08 0:25	aeh
Copper, total (3050)	M6010B ICP	583		*	mg/Kg	1	5	07/24/08 0:25	aeh
Lead, total (3050)	M6020 ICP-MS	1.59			mg/Kg	0.05	0.3	07/29/08 19:20	msh
Manganese, total (3050)	M6010B ICP	357		*	mg/Kg	0.5	3	07/24/08 0:25	aeh
Mercury, total	M7471A CVAA		U		mg/Kg	0.04	0.2	07/22/08 20:52	pmc
Molybdenum, total (3050)	M6010B ICP	11		*	mg/Kg	1	5	07/24/08 0:25	aeh
Nickel, total (3050)	M6010B ICP	13		*	mg/Kg	1	5	07/24/08 0:25	aeh
Selenium, total (3050)	M6020 ICP-MS	1.02			mg/Kg	0.05	0.3	07/29/08 19:20	msh
Thallium, total (3050)	M6020 ICP-MS	0.12	B	*	mg/Kg	0.05	0.3	07/29/08 19:20	msh
Uranium, total (3050)	M6020 ICP-MS	4.14		*	mg/Kg	0.05	0.3	07/29/08 19:20	msh
Zinc, total (3050)	M6010B ICP	54			mg/Kg	1	5	07/24/08 0:25	aeh

Soil Analysis

Parameter	EPA Method	Result	Qual	XQ	Units	MDL	PQL	Date	Analyst
Solids, Percent	CLPSOW390, PART F, D-98	96.9		*	%	0.1	0.5	07/17/08 7:09	mjc

Soil Preparation

Parameter	EPA Method	Result	Qual	XQ	Units	MDL	PQL	Date	Analyst
Air Dry at 34 Degrees C	USDA No. 1, 1972			*				07/16/08 19:53	brd/bjl
Sieve-2000 um (2.0mm)	ASA No.9, 15-4.2.2			*				07/18/08 11:52	brd/lwt

Arizona license number: AZ0102

** Please refer to Qualifier Reports for details.*

ACZ Laboratories, Inc.
2773 Downhill Drive Steamboat Springs, CO 80487 (800) 334-5493

Inorganic Analytical Results

FMI Gold & Copper - Sierrita
Project ID: OJ07R9
Sample ID: EV-JS-02-5-7

ACZ Sample ID: ***L70514-04***
Date Sampled: *07/14/08 14:55*
Date Received: *07/16/08*
Sample Matrix: *Soil*

Metals Analysis

Parameter	EPA Method	Result	Qual	XQ	Units	MDL	PQL	Date	Analyst
Antimony, total (3050)	M6020 ICP-MS		U	*	mg/Kg	0.2	1	07/29/08 19:41	msh
Arsenic, total (3050)	M6020 ICP-MS	3.5			mg/Kg	0.3	0.5	07/29/08 19:41	msh
Barium, total (3050)	M6010B ICP	142		*	mg/Kg	0.3	2	07/24/08 0:28	aeh
Beryllium, total (3050)	M6010B ICP		U		mg/Kg	0.2	1	07/24/08 0:28	aeh
Cadmium, total (3050)	M6010B ICP		U		mg/Kg	0.5	2	07/24/08 0:28	aeh
Chromium, total (3050)	M6010B ICP	20			mg/Kg	1	5	07/24/08 0:28	aeh
Cobalt, total (3050)	M6010B ICP	9		*	mg/Kg	1	5	07/24/08 0:28	aeh
Copper, total (3050)	M6010B ICP	890		*	mg/Kg	1	5	07/24/08 0:28	aeh
Lead, total (3050)	M6020 ICP-MS	11.30			mg/Kg	0.05	0.3	07/29/08 19:41	msh
Manganese, total (3050)	M6010B ICP	394		*	mg/Kg	0.5	3	07/24/08 0:28	aeh
Mercury, total	M7471A CVAA		U		mg/Kg	0.04	0.2	07/22/08 20:54	pmc
Molybdenum, total (3050)	M6010B ICP	37		*	mg/Kg	1	5	07/24/08 0:28	aeh
Nickel, total (3050)	M6010B ICP	17		*	mg/Kg	1	5	07/24/08 0:28	aeh
Selenium, total (3050)	M6020 ICP-MS	0.46			mg/Kg	0.05	0.3	07/29/08 19:41	msh
Thallium, total (3050)	M6020 ICP-MS	0.14	B	*	mg/Kg	0.05	0.3	07/29/08 19:41	msh
Uranium, total (3050)	M6020 ICP-MS	5.53		*	mg/Kg	0.05	0.3	07/29/08 19:41	msh
Zinc, total (3050)	M6010B ICP	77			mg/Kg	1	5	07/24/08 0:28	aeh

Soil Analysis

Parameter	EPA Method	Result	Qual	XQ	Units	MDL	PQL	Date	Analyst
Solids, Percent	CLPSOW390, PART F, D-98	94.4		*	%	0.1	0.5	07/17/08 8:12	mjc

Soil Preparation

Parameter	EPA Method	Result	Qual	XQ	Units	MDL	PQL	Date	Analyst
Air Dry at 34 Degrees C	USDA No. 1, 1972			*				07/16/08 19:59	brd/bjl
Sieve-2000 um (2.0mm)	ASA No.9, 15-4.2.2			*				07/18/08 11:56	brd/lwt

Arizona license number: AZ0102

** Please refer to Qualifier Reports for details.*

Report Header Explanations

Batch	A distinct set of samples analyzed at a specific time
Found	Value of the QC Type of interest
Limit	Upper limit for RPD, in %.
Lower	Lower Recovery Limit, in % (except for LCSS, mg/Kg)
MDL	Method Detection Limit. Same as Minimum Reporting Limit. Allows for instrument and annual fluctuations.
PCN/SCN	A number assigned to reagents/standards to trace to the manufacturer's certificate of analysis
PQL	Practical Quantitation Limit, typically 5 times the MDL.
QC	True Value of the Control Sample or the amount added to the Spike
Rec	Amount of the true value or spike added recovered, in % (except for LCSS, mg/Kg)
RPD	Relative Percent Difference, calculation used for Duplicate QC Types
Upper	Upper Recovery Limit, in % (except for LCSS, mg/Kg)
Sample	Value of the Sample of interest

QC Sample Types

AS	Analytical Spike (Post Digestion)	*LCSWD*	Laboratory Control Sample - Water Duplicate
ASD	Analytical Spike (Post Digestion) Duplicate	*LFB*	Laboratory Fortified Blank
CCB	Continuing Calibration Blank	*LFM*	Laboratory Fortified Matrix
CCV	Continuing Calivation Verification standard	*LFMD*	Laboratory Fortified Matrix Duplicate
DUP	Sample Duplicate	*LRB*	Laboratory Reagent Blank
ICB	Initial Calibration Blank	*MS*	Matrix Spike
ICV	Initial Calibration Verification standard	*MSD*	Matrix Spike Duplicate
ICSAB	Inter-element Correction Standard - A plus B solutions	*PBS*	Prep Blank - Soil
LCSS	Laboratory Control Sample - Soil	*PBW*	Prep Blank - Water
LCSSD	Laboratory Control Sample - Soil Duplicate	*PQV*	Practical Quantitation Verification standard
LCSW	Laboratory Control Sample - Water	*SDL*	Serial Dilution

QC Sample Type Explanations

Blanks	Verifies that there is no or minimal contamination in the prep method or calibration procedure.
Control Samples	Verifies the accuracy of the method, including the prep procedure.
Duplicates	Verifies the precision of the instrument and/or method.
Spikes/Fortified Matrix	Determines sample matrix interferences, if any.
Standard	Verifies the validity of the calibration.

ACZ Qualifiers (Qual)

B	Analyte concentration detected at a value between MDL and PQL.
H	Analysis exceeded method hold time. pH is a field test with an immediate hold time.
U	Analyte was analyzed for but not detected at the indicated MDL

Method References

(1) EPA 600/4-83-020. Methods for Chemical Analysis of Water and Wastes, March 1983.
(2) EPA 600/R-93-100. Methods for the Determination of Inorganic Substances in Environmental Samples, August 1993.
(3) EPA 600/R-94-111. Methods for the Determination of Metals in Environmental Samples - Supplement I, May 1994.
(5) EPA SW-846. Test Methods for Evaluating Solid Waste, Third Edition with Update III, December 1996.
(6) Standard Methods for the Examination of Water and Wastewater, 19th edition, 1995.

Comments

(1) QC results calculated from raw data. Results may vary slightly if the rounded values are used in the calculations.
(2) Soil, Sludge, and Plant matrices for Inorganic analyses are reported on a dry weight basis.
(3) Animal matrices for Inorganic analyses are reported on an "as received" basis.

FMI Gold & Copper - Sierrita ACZ Project ID: ***L70514***

Project ID: OJ07R9

Antimony, total (3050) M6020 ICP-MS

ACZ ID	Type	Analyzed	PCN/SCN	QC	Sample	Found	Units	Rec	Lower	Upper	RPD	Limit	Qual
WG248917													
WG248917ICV	ICV	07/29/08 16:32	MS080722-4	.02006		.02021	mg/L	100.7	90	110			
WG248917ICB	ICB	07/29/08 16:39				U	mg/L		-0.0012	0.0012			
WG248368PBS	PBS	07/29/08 17:06				U	mg/Kg		-0.6	0.6			
WG248368LCSS	LCSS	07/29/08 17:13	PCN30060	101		104.3	mg/Kg		16.7	185			
WG248368LCSSD	LCSSD	07/29/08 17:20	PCN30060	101		109.8	mg/Kg		16.7	185	5.1	20	
L70511-02MS	MS	07/29/08 17:47	MS080707-3	5.05	U	1.9	mg/Kg	37.6	75	125			M2
L70511-02MSD	MSD	07/29/08 17:53	MS080707-3	5.05	U	1.84	mg/Kg	36.4	75	125	3.21	20	M2

Arsenic, total (3050) M6020 ICP-MS

ACZ ID	Type	Analyzed	PCN/SCN	QC	Sample	Found	Units	Rec	Lower	Upper	RPD	Limit	Qual
WG248917													
WG248917ICV	ICV	07/29/08 16:32	MS080722-4	.05		.04902	mg/L	98	90	110			
WG248917ICB	ICB	07/29/08 16:39				U	mg/L		-0.0015	0.0015			
WG248368PBS	PBS	07/29/08 17:06				U	mg/Kg		-0.9	0.9			
WG248368LCSS	LCSS	07/29/08 17:13	PCN30060	156		145.7	mg/Kg		124	188			E6
WG248368LCSSD	LCSSD	07/29/08 17:20	PCN30060	156		152.6	mg/Kg		124	188	4.6	20	E6
L70511-02MS	MS	07/29/08 17:47	MS080707-3	25.25	2	23.77	mg/Kg	86.2	75	125			
L70511-02MSD	MSD	07/29/08 17:53	MS080707-3	25.25	2	22.25	mg/Kg	80.2	75	125	6.61	20	

Barium, total (3050) M6010B ICP

ACZ ID	Type	Analyzed	PCN/SCN	QC	Sample	Found	Units	Rec	Lower	Upper	RPD	Limit	Qual
WG248655													
WG248655ICV	ICV	07/23/08 22:56	II080717-1	2		2.0147	mg/L	100.7	90	110			
WG248655ICB	ICB	07/23/08 23:00				U	mg/L		-0.009	0.009			
WG248368PBS	PBS	07/23/08 23:13				U	mg/Kg		-0.9	0.9			
WG248368LCSS	LCSS	07/23/08 23:17	PCN30060	362		354.13	mg/Kg		299	424			
WG248368LCSSD	LCSSD	07/23/08 23:21	PCN30060	362		361.56	mg/Kg		299	424	2.1	20	
L70511-01MS	MS	07/23/08 23:31	II080708-3	50.5	164	220.05	mg/Kg	111	75	125			
L70511-01MSD	MSD	07/23/08 23:35	II080708-3	50.5	164	240.05	mg/Kg	150.6	75	125	8.69	20	M3

Beryllium, total (3050) M6010B ICP

ACZ ID	Type	Analyzed	PCN/SCN	QC	Sample	Found	Units	Rec	Lower	Upper	RPD	Limit	Qual
WG248655													
WG248655ICV	ICV	07/23/08 22:56	II080717-1	2		1.9802	mg/L	99	90	110			
WG248655ICB	ICB	07/23/08 23:00				U	mg/L		-0.006	0.006			
WG248368PBS	PBS	07/23/08 23:13				U	mg/Kg		-0.6	0.6			
WG248368LCSS	LCSS	07/23/08 23:17	PCN30060	140		137.02	mg/Kg		115	166			
WG248368LCSSD	LCSSD	07/23/08 23:21	PCN30060	140		143.06	mg/Kg		115	166	4.3	20	
L70511-01MS	MS	07/23/08 23:31	II080708-3	50.5	.3	53.71	mg/Kg	105.8	75	125			
L70511-01MSD	MSD	07/23/08 23:35	II080708-3	50.5	.3	55.11	mg/Kg	108.5	75	125	2.57	20	

FMI Gold & Copper - Sierrita
Project ID: OJ07R9

ACZ Project ID: ***L70514***

Cadmium, total (3050) M6010B ICP

ACZ ID	Type	Analyzed	PCN/SCN	QC	Sample	Found	Units	Rec	Lower	Upper	RPD	Limit	Qual
WG248655													
WG248655ICV	ICV	07/23/08 22:56	II080717-1	2		1.9511	mg/L	97.6	90	110			
WG248655ICB	ICB	07/23/08 23:00				U	mg/L		-0.015	0.015			
WG248368PBS	PBS	07/23/08 23:13				U	mg/Kg		-1.5	1.5			
WG248368LCSS	LCSS	07/23/08 23:17	PCN30060	141		135.08	mg/Kg		114	169			
WG248368LCSSD	LCSSD	07/23/08 23:21	PCN30060	141		142.05	mg/Kg		114	169	5	20	
L70511-01MS	MS	07/23/08 23:31	II080708-3	50.5	.7	52.14	mg/Kg	101.9	75	125			
L70511-01MSD	MSD	07/23/08 23:35	II080708-3	50.5	.7	53.08	mg/Kg	103.7	75	125	1.79	20	

Chromium, total (3050) M6010B ICP

ACZ ID	Type	Analyzed	PCN/SCN	QC	Sample	Found	Units	Rec	Lower	Upper	RPD	Limit	Qual
WG248655													
WG248655ICV	ICV	07/23/08 22:56	II080717-1	2		2.009	mg/L	100.5	90	110			
WG248655ICB	ICB	07/23/08 23:00				U	mg/L		-0.03	0.03			
WG248368PBS	PBS	07/23/08 23:13				U	mg/Kg		-3	3			
WG248368LCSS	LCSS	07/23/08 23:17	PCN30060	76.3		75.8	mg/Kg		61.5	91			
WG248368LCSSD	LCSSD	07/23/08 23:21	PCN30060	76.3		78.7	mg/Kg		61.5	91	3.8	20	
L70511-01MS	MS	07/23/08 23:31	II080708-3	50.5	7	58	mg/Kg	101	75	125			
L70511-01MSD	MSD	07/23/08 23:35	II080708-3	50.5	7	58.7	mg/Kg	102.4	75	125	1.2	20	

Cobalt, total (3050) M6010B ICP

ACZ ID	Type	Analyzed	PCN/SCN	QC	Sample	Found	Units	Rec	Lower	Upper	RPD	Limit	Qual
WG248655													
WG248655ICV	ICV	07/23/08 22:56	II080717-1	2		1.9	mg/L	95	90	110			
WG248655ICB	ICB	07/23/08 23:00				U	mg/L		-0.03	0.03			
WG248368PBS	PBS	07/23/08 23:13				U	mg/Kg		-3	3			
WG248368LCSS	LCSS	07/23/08 23:17	PCN30060	83.9		80.4	mg/Kg		68.1	99.7			
WG248368LCSSD	LCSSD	07/23/08 23:21	PCN30060	83.9		83.3	mg/Kg		68.1	99.7	3.5	20	
L70511-01MS	MS	07/23/08 23:31	II080708-3	50.5	11	61.7	mg/Kg	100.4	75	125			
L70511-01MSD	MSD	07/23/08 23:35	II080708-3	50.5	11	62.9	mg/Kg	102.8	75	125	1.93	20	

Copper, total (3050) M6010B ICP

ACZ ID	Type	Analyzed	PCN/SCN	QC	Sample	Found	Units	Rec	Lower	Upper	RPD	Limit	Qual
WG248655													
WG248655ICV	ICV	07/23/08 22:56	II080717-1	2		1.916	mg/L	95.8	90	110			
WG248655ICB	ICB	07/23/08 23:00				U	mg/L		-0.03	0.03			
WG248368PBS	PBS	07/23/08 23:13				U	mg/Kg		-3	3			
WG248368LCSS	LCSS	07/23/08 23:17	PCN30060	77.2		73.8	mg/Kg		62.9	91.5			
WG248368LCSSD	LCSSD	07/23/08 23:21	PCN30060	77.2		77.7	mg/Kg		62.9	91.5	5.1	20	
L70511-01MS	MS	07/23/08 23:31	II080708-3	50.5	1700	1876.9	mg/Kg	350.3	75	125			M3
L70511-01MSD	MSD	07/23/08 23:35	II080708-3	50.5	1700	1996.2	mg/Kg	586.5	75	125	6.16	20	M3

FMI Gold & Copper - Sierrita
Project ID: OJ07R9

ACZ Project ID: ***L70514***

Lead, total (3050) M6020 ICP-MS

ACZ ID	Type	Analyzed	PCN/SCN	QC	Sample	Found	Units	Rec	Lower	Upper	RPD	Limit	Qual
WG248917													
WG248917ICV	ICV	07/29/08 16:32	MS080722-4	.05		.04893	mg/L	97.9	90	110			
WG248917ICB	ICB	07/29/08 16:39				U	mg/L		-0.0003	0.0003			
WG248368PBS	PBS	07/29/08 17:06				U	mg/Kg		-0.15	0.15			
WG248368LCSS	LCSS	07/29/08 17:13	PCN30060	72.9		68.1	mg/Kg		56.5	89.2			
WG248368LCSSD	LCSSD	07/29/08 17:20	PCN30060	72.9		67.45	mg/Kg		56.5	89.2	1	20	
L70511-02MS	MS	07/29/08 17:47	MS080707-3	25.25	13	34.486	mg/Kg	85.1	75	125			
L70511-02MSD	MSD	07/29/08 17:53	MS080707-3	25.25	13	34.547	mg/Kg	85.3	75	125	0.18	20	

Manganese, total (3050) M6010B ICP

ACZ ID	Type	Analyzed	PCN/SCN	QC	Sample	Found	Units	Rec	Lower	Upper	RPD	Limit	Qual
WG248655													
WG248655ICV	ICV	07/23/08 22:56	II080717-1	2		1.9811	mg/L	99.1	90	110			
WG248655ICB	ICB	07/23/08 23:00				U	mg/L		-0.015	0.015			
WG248368PBS	PBS	07/23/08 23:13				U	mg/Kg		-1.5	1.5			
WG248368LCSS	LCSS	07/23/08 23:17	PCN30060	466		450.78	mg/Kg		379	552			
WG248368LCSSD	LCSSD	07/23/08 23:21	PCN30060	466		467.84	mg/Kg		379	552	3.7	20	
L70511-01MS	MS	07/23/08 23:31	II080708-3	50.5	456	575.18	mg/Kg	236	75	125			M3
L70511-01MSD	MSD	07/23/08 23:35	II080708-3	50.5	456	566.67	mg/Kg	219.1	75	125	1.49	20	M3

Mercury, total M7471A CVAA

ACZ ID	Type	Analyzed	PCN/SCN	QC	Sample	Found	Units	Rec	Lower	Upper	RPD	Limit	Qual
WG248517													
WG248517ICV	ICV	07/22/08 20:07	II080721-4	.01002		.01038	mg/L	103.6	90	110			
WG248517ICB	ICB	07/22/08 20:09				U	mg/L		-0.0006	0.0006			
WG248517PBS	PBS	07/22/08 20:12				U	mg/Kg		-0.12	0.12			
WG248517LCSS	LCSS	07/22/08 20:14	PCN28813	5.8		5.63	mg/Kg		3.83	7.69			
WG248517LCSSD	LCSSD	07/22/08 20:16	PCN28813	5.8		5.61	mg/Kg		3.83	7.69	0.4	20	
L70512-10MS	MS	07/22/08 20:20	II080701-4	1.005	.16	1.122	mg/Kg	95.7	85	115			
L70512-10MSD	MSD	07/22/08 20:22	II080701-4	1.005	.16	1.095	mg/Kg	93	85	115	2.44	20	

Molybdenum, total (3050) M6010B ICP

ACZ ID	Type	Analyzed	PCN/SCN	QC	Sample	Found	Units	Rec	Lower	Upper	RPD	Limit	Qual
WG248655													
WG248655ICV	ICV	07/23/08 22:56	II080717-1	2		2.013	mg/L	100.7	90	110			
WG248655ICB	ICB	07/23/08 23:00				U	mg/L		-0.03	0.03			
WG248368PBS	PBS	07/23/08 23:13				U	mg/Kg		-3	3			
WG248368LCSS	LCSS	07/23/08 23:17	PCN30060	1700		177.4	mg/Kg		132	208			
WG248368LCSSD	LCSSD	07/23/08 23:21	PCN30060	1700		179.6	mg/Kg		132	208	1.2	20	
L70511-01MS	MS	07/23/08 23:31	II080708-3	50.5	75	129.5	mg/Kg	107.9	75	125			
L70511-01MSD	MSD	07/23/08 23:35	II080708-3	50.5	75	141.2	mg/Kg	131.1	75	125	8.64	20	MA

FMI Gold & Copper - Sierrita
Project ID: OJ07R9

ACZ Project ID: ***L70514***

Nickel, total (3050) M6010B ICP

ACZ ID	Type	Analyzed	PCN/SCN	QC	Sample	Found	Units	Rec	Lower	Upper	RPD	Limit	Qual
WG248655													
WG248655ICV	ICV	07/23/08 22:56	II080717-1	2		1.909	mg/L	95.5	90	110			
WG248655ICB	ICB	07/23/08 23:00				U	mg/L		-0.03	0.03			
WG248368PBS	PBS	07/23/08 23:13				U	mg/Kg		-3	3			
WG248368LCSS	LCSS	07/23/08 23:17	PCN30060	84.3		86.2	mg/Kg		66.3	102			
WG248368LCSSD	LCSSD	07/23/08 23:21	PCN30060	84.3		90.5	mg/Kg		66.3	102	4.9	20	
L70511-01MS	MS	07/23/08 23:31	II080708-3	50.5	15	71.1	mg/Kg	111.1	75	125			
L70511-01MSD	MSD	07/23/08 23:35	II080708-3	50.5	15	69.9	mg/Kg	108.7	75	125	1.7	20	

Selenium, total (3050) M6020 ICP-MS

ACZ ID	Type	Analyzed	PCN/SCN	QC	Sample	Found	Units	Rec	Lower	Upper	RPD	Limit	Qual
WG248917													
WG248917ICV	ICV	07/29/08 16:32	MS080722-4	.05		.05202	mg/L	104	90	110			
WG248917ICB	ICB	07/29/08 16:39				U	mg/L		-0.0003	0.0003			
WG248368PBS	PBS	07/29/08 17:06				.06	mg/Kg		-0.15	0.15			
WG248368LCSS	LCSS	07/29/08 17:13	PCN30060	198		196.1	mg/Kg		152	244			E6
WG248368LCSSD	LCSSD	07/29/08 17:20	PCN30060	198		204.45	mg/Kg		152	244	4.2	20	E6
L70511-02MS	MS	07/29/08 17:47	MS080707-3	12.625	.3	11.115	mg/Kg	85.7	75	125			
L70511-02MSD	MSD	07/29/08 17:53	MS080707-3	12.625	.3	10.883	mg/Kg	83.8	75	125	2.11	20	

Solids, Percent CLPSOW390, PART F, D-98

ACZ ID	Type	Analyzed	PCN/SCN	QC	Sample	Found	Units	Rec	Lower	Upper	RPD	Limit	Qual
WG248223													
WG248223PBS	PBS	07/16/08 16:30				U	%		99.9	100.1			
L70511-03DUP	DUP	07/16/08 20:41			95.6	95.45	%				0.2	20	

Thallium, total (3050) M6020 ICP-MS

ACZ ID	Type	Analyzed	PCN/SCN	QC	Sample	Found	Units	Rec	Lower	Upper	RPD	Limit	Qual
WG248917													
WG248917ICV	ICV	07/29/08 16:32	MS080722-4	.05		.05263	mg/L	105.3	90	110			
WG248917ICB	ICB	07/29/08 16:39				U	mg/L		-0.0003	0.0003			
WG248368PBS	PBS	07/29/08 17:06				U	mg/Kg		-0.15	0.15			
WG248368LCSS	LCSS	07/29/08 17:13	PCN30060	218		207.2	mg/Kg		177	260			
WG248368LCSSD	LCSSD	07/29/08 17:20	PCN30060	218		220.05	mg/Kg		177	260	6	20	
L70511-02MS	MS	07/29/08 17:47	MS080707-3	25.3005	.22	23.079	mg/Kg	90.3	75	125			
L70511-02MSD	MSD	07/29/08 17:53	MS080707-3	25.3005	.22	22.271	mg/Kg	87.2	75	125	3.56	20	

Uranium, total (3050) M6020 ICP-MS

ACZ ID	Type	Analyzed	PCN/SCN	QC	Sample	Found	Units	Rec	Lower	Upper	RPD	Limit	Qual
WG248917													
WG248917ICV	ICV	07/29/08 16:32	MS080722-4	.05		.0488	mg/L	97.6	90	110			
WG248917ICB	ICB	07/29/08 16:39				U	mg/L		-0.0003	0.0003			
WG248368PBS	PBS	07/29/08 17:06				U	mg/Kg		-0.15	0.15			
L70511-02MS	MS	07/29/08 17:47	MS080707-3	12.625	3.96	14.903	mg/Kg	86.7	75	125			
L70511-02MSD	MSD	07/29/08 17:53	MS080707-3	12.625	3.96	15.261	mg/Kg	89.5	75	125	2.37	20	

FMI Gold & Copper - Sierrita
Project ID: OJ07R9

ACZ Project ID: ***L70514***

Zinc, total (3050) M6010B ICP

ACZ ID	Type	Analyzed	PCN/SCN	QC	Sample	Found	Units	Rec	Lower	Upper	RPD	Limit	Qual
WG248655													
WG248655ICV	ICV	07/23/08 22:56	II080717-1	2		1.961	mg/L	98.1	90	110			
WG248655ICB	ICB	07/23/08 23:00				U	mg/L		-0.03	0.03			
WG248368PBS	PBS	07/23/08 23:13				U	mg/Kg		-3	3			
WG248368LCSS	LCSS	07/23/08 23:17	PCN30060	204		201.2	mg/Kg		166	243			
WG248368LCSSD	LCSSD	07/23/08 23:21	PCN30060	204		201.9	mg/Kg		166	243	0.3	20	
L70511-01MS	MS	07/23/08 23:31	II080708-3	50.5	158	216.2	mg/Kg	115.2	75	125			
L70511-01MSD	MSD	07/23/08 23:35	II080708-3	50.5	158	219.5	mg/Kg	121.8	75	125	1.51	20	

FMI Gold & Copper - Sierrita ACZ Project ID: ***L70514***

ACZ ID	WORKNUM	PARAMETER	METHOD	QUAL	DESCRIPTION
L70514-01	WG248917	Antimony, total (3050)	M6020 ICP-MS	M2	Matrix spike recovery was low, the recovery of the associated control sample (LCS or LFB) was acceptable.
	WG248655	Barium, total (3050)	M6010B ICP	M3	The spike recovery value is unusable since the analyte concentration in the sample is disproportionate to the spike level. The recovery of the associated control sample (LCS or LFB) was acceptable.
		Cobalt, total (3050)	M6010B ICP	ZG	The ICP Serial Dilution was not used for data validation because the sample concentration was less than 50 times the MDL.
		Copper, total (3050)	M6010B ICP	M3	The spike recovery value is unusable since the analyte concentration in the sample is disproportionate to the spike level. The recovery of the associated control sample (LCS or LFB) was acceptable.
		Manganese, total (3050)	M6010B ICP	M3	The spike recovery value is unusable since the analyte concentration in the sample is disproportionate to the spike level. The recovery of the associated control sample (LCS or LFB) was acceptable.
		Molybdenum, total (3050)	M6010B ICP	MA	Recovery for either the spike or spike duplicate was outside of the acceptance limits; the RPD was within the acceptance limits.
		Nickel, total (3050)	M6010B ICP	ZG	The ICP Serial Dilution was not used for data validation because the sample concentration was less than 50 times the MDL.
	WG248917	Thallium, total (3050)	M6020 ICP-MS	ZB	The ICP-MS Serial Dilution was not used for data validation because the sample concentration was less than 100 times the MDL.
L70514-02	WG248917	Antimony, total (3050)	M6020 ICP-MS	M2	Matrix spike recovery was low, the recovery of the associated control sample (LCS or LFB) was acceptable.
	WG248655	Barium, total (3050)	M6010B ICP	M3	The spike recovery value is unusable since the analyte concentration in the sample is disproportionate to the spike level. The recovery of the associated control sample (LCS or LFB) was acceptable.
		Cobalt, total (3050)	M6010B ICP	ZG	The ICP Serial Dilution was not used for data validation because the sample concentration was less than 50 times the MDL.
		Copper, total (3050)	M6010B ICP	M3	The spike recovery value is unusable since the analyte concentration in the sample is disproportionate to the spike level. The recovery of the associated control sample (LCS or LFB) was acceptable.
		Manganese, total (3050)	M6010B ICP	M3	The spike recovery value is unusable since the analyte concentration in the sample is disproportionate to the spike level. The recovery of the associated control sample (LCS or LFB) was acceptable.
		Molybdenum, total (3050)	M6010B ICP	MA	Recovery for either the spike or spike duplicate was outside of the acceptance limits; the RPD was within the acceptance limits.
		Nickel, total (3050)	M6010B ICP	ZG	The ICP Serial Dilution was not used for data validation because the sample concentration was less than 50 times the MDL.
	WG248917	Thallium, total (3050)	M6020 ICP-MS	ZB	The ICP-MS Serial Dilution was not used for data validation because the sample concentration was less than 100 times the MDL.

FMI Gold & Copper - Sierrita ACZ Project ID: ***L70514***

ACZ ID	WORKNUM	PARAMETER	METHOD	QUAL	DESCRIPTION
L70514-03	WG248917	Antimony, total (3050)	M6020 ICP-MS	M2	Matrix spike recovery was low, the recovery of the associated control sample (LCS or LFB) was acceptable.
	WG248655	Barium, total (3050)	M6010B ICP	M3	The spike recovery value is unusable since the analyte concentration in the sample is disproportionate to the spike level. The recovery of the associated control sample (LCS or LFB) was acceptable.
		Cobalt, total (3050)	M6010B ICP	ZG	The ICP Serial Dilution was not used for data validation because the sample concentration was less than 50 times the MDL.
		Copper, total (3050)	M6010B ICP	M3	The spike recovery value is unusable since the analyte concentration in the sample is disproportionate to the spike level. The recovery of the associated control sample (LCS or LFB) was acceptable.
		Manganese, total (3050)	M6010B ICP	M3	The spike recovery value is unusable since the analyte concentration in the sample is disproportionate to the spike level. The recovery of the associated control sample (LCS or LFB) was acceptable.
		Molybdenum, total (3050)	M6010B ICP	MA	Recovery for either the spike or spike duplicate was outside of the acceptance limits; the RPD was within the acceptance limits.
		Nickel, total (3050)	M6010B ICP	ZG	The ICP Serial Dilution was not used for data validation because the sample concentration was less than 50 times the MDL.
	WG248917	Thallium, total (3050)	M6020 ICP-MS	ZB	The ICP-MS Serial Dilution was not used for data validation because the sample concentration was less than 100 times the MDL.
L70514-04	WG248917	Antimony, total (3050)	M6020 ICP-MS	M2	Matrix spike recovery was low, the recovery of the associated control sample (LCS or LFB) was acceptable.
	WG248655	Barium, total (3050)	M6010B ICP	M3	The spike recovery value is unusable since the analyte concentration in the sample is disproportionate to the spike level. The recovery of the associated control sample (LCS or LFB) was acceptable.
		Cobalt, total (3050)	M6010B ICP	ZG	The ICP Serial Dilution was not used for data validation because the sample concentration was less than 50 times the MDL.
		Copper, total (3050)	M6010B ICP	M3	The spike recovery value is unusable since the analyte concentration in the sample is disproportionate to the spike level. The recovery of the associated control sample (LCS or LFB) was acceptable.
		Manganese, total (3050)	M6010B ICP	M3	The spike recovery value is unusable since the analyte concentration in the sample is disproportionate to the spike level. The recovery of the associated control sample (LCS or LFB) was acceptable.
		Molybdenum, total (3050)	M6010B ICP	MA	Recovery for either the spike or spike duplicate was outside of the acceptance limits; the RPD was within the acceptance limits.
		Nickel, total (3050)	M6010B ICP	ZG	The ICP Serial Dilution was not used for data validation because the sample concentration was less than 50 times the MDL.
	WG248917	Thallium, total (3050)	M6020 ICP-MS	ZB	The ICP-MS Serial Dilution was not used for data validation because the sample concentration was less than 100 times the MDL.

Metals Analysis

The following parameters are not offered for certification or are not covered by NELAC certificate #ACZ.

Uranium, total (3050)	M6020 ICP-MS

Soil Analysis

The following parameters are not offered for certification or are not covered by NELAC certificate #ACZ.

Solids, Percent	CLPSOW390, PART F, D-98

ACZ Laboratories, Inc.
2773 Downhill Drive Steamboat Springs, CO 80487 (800) 334-5493

Sample Receipt

FMI Gold & Copper - Sierrita
OJ07R9

ACZ Project ID: L70514
Date Received: 7/16/2008
Received By:
Date Printed: 7/16/2008

Receipt Verification

	YES	NO	NA
1) Does this project require special handling procedures such as CLP protocol?			X
2) Are the custody seals on the cooler intact?	X		
3) Are the custody seals on the sample containers intact?			X
4) Is there a Chain of Custody or other directive shipping papers present?	X		
5) Is the Chain of Custody complete?	X		
6) Is the Chain of Custody in agreement with the samples received?	X		
7) Is there enough sample for all requested analyses?	X		
8) Are all samples within holding times for requested analyses?	X		
9) Were all sample containers received intact?	X		
10) Are the temperature blanks present?			X
11) Are the trip blanks (VOA and/or Cyanide) present?			X
12) Are samples requiring no headspace, headspace free?			X
13) Do the samples that require a Foreign Soils Permit have one?			X

Exceptions: If you answered no to any of the above questions, please describe

N/A

Contact (For any discrepancies, the client must be contacted)

N/A

Shipping Containers

Cooler Id	Temp (°C)	Rad (µR/hr)
2084	2.6	16

Client must contact ACZ Project Manager if analysis should not proceed for samples received outside of thermal preservation acceptance criteria.

Notes

ACZ Laboratories, Inc.
2773 Downhill Drive Steamboat Springs, CO 80487 (800) 334-5493

Sample Receipt

FMI Gold & Copper - Sierrita
OJ07R9

ACZ Project ID: L70514
Date Received: 7/16/2008
Received By:

Sample Container Preservation

SAMPLE	CLIENT ID	R < 2	G < 2	BK < 2	Y< 2	YG< 2	B< 2	O < 2	T >12	N/A	RAD	ID
L70514-01	EV-JS-01-5-7									X		
L70514-02	EV-JS-02-0-1									X		
L70514-03	EV-JS-02-1-3									X		
L70514-04	EV-JS-02-5-7									X		

Sample Container Preservation Legend

Abbreviation	Description	Container Type	Preservative/Limits
R	Raw/Nitric	RED	pH must be < 2
B	Filtered/Sulfuric	BLUE	pH must be < 2
BK	Filtered/Nitric	BLACK	pH must be < 2
G	Filtered/Nitric	GREEN	pH must be < 2
O	Raw/Sulfuric	ORANGE	pH must be < 2
P	Raw/NaOH	PURPLE	pH must be > 12 *
T	Raw/NaOH Zinc Acetate	TAN	pH must be > 12
Y	Raw/Sulfuric	YELLOW	pH must be < 2
YG	Raw/Sulfuric	YELLOW GLASS	pH must be < 2
N/A	No preservative needed	Not applicable	
RAD	Gamma/Beta dose rate	Not applicable	must be < 250 µR/hr

* pH check performed by analyst prior to sample preparation

Sample IDs Reviewed By: _____

ACZ Laboratories, Inc. L70514

2773 Downhill Drive Steamboat Springs, CO 80487 (800) 334-5493

CHAIN of CUSTODY

Report to:

Name: Ned Hall
Company: FMI-Sierrita
E-mail: Ned-Hall@FMI.com
Address: 6200 W. Duval Mine Rd
P.O. Box 527, Green Valley, AZ
Telephone: (520) 648-8857

Copy of Report to:

Name:
Company:
E-mail: Steven_Vaughn@URSCorp.com
Telephone:

Invoice to:

Name: Ned Hall
Company: FMI-Sierrita
E-mail: Ned-Hall@FMI.com
Address: 6200 W. Duval Mine Rd
Green Valley, AZ P.O. Box 527
Telephone: (520) 648-8857

If sample(s) received past holding time (HT), or if insufficient HT remains to complete analysis before expiration, shall ACZ proceed with requested short HT analyses? YES ☐ NO ☐
If "NO" then ACZ will contact client for further instruction. If neither "YES" nor "NO" is indicated, ACZ will proceed with the requested analyses, even if HT is expired, and data will be qualified.

PROJECT INFORMATION

Quote #:
Project/PO #: OJ07R9
Reporting state for compliance testing:
Sampler's Name: Armando Jimenez
Are any samples NRC licensable material?

ANALYSES REQUESTED *(attach list or use quote number)*

SAMPLE IDENTIFICATION	DATE:TIME		Matrix	# of Containers	See Attached Quote 7/8/2008							
EV-JS-01-5-7	7-14-08	1355	SO	1								
EV-JS-02-0-1	7-14-08	1445		1								
EV-JS-02-1-3	7-14-08	1445		1								
EV-JS-02-5-7	7-14-08	1455		1								

Matrix: SW (Surface Water) · GW (Ground Water) · WW (Waste Water) · DW (Drinking Water) · SL (Sludge) · SO (Soil) · OL (Oil) · Other

REMARKS/ SAMPLE DISCLOSURES

Fedex 7984 7996 3230

PAGE of

Please refer to ACZ's terms & conditions located on the reverse side of this COC.

RELINQUISHED BY:	DATE:TIME	RECEIVED BY:	DATE:TIME
[signature]	7-15-08 1540	To Fedex	
		WPL	7/16/08 10:02

FRMAD050.03.05.02 White - Return with sample. Yellow - Retain for your records.

ACZ Laboratories, Inc.

2773 Downhill Drive Steamboat Springs, CO 80487 (800) 334-5493

Analytical Quote

Accounts Payable
FMI Gold & Copper - Sierrita
P.O. Box 2671
Phoenix, AZ 85002-2671

7/8/2008

Quote Number: SOIL-GPL

Matrix: Soil — Sierrita Soil Sampling Program

Parameter	Method	Detection Limit	Cost/Sample
Metals Analysis			
Antimony, total (3050)	M6020 ICP-MS	0.04 mg/Kg	$13.50
Arsenic, total (3050)	M6020 ICP-MS	0.05 mg/Kg	$13.50
Barium, total (3050)	M6010B ICP	0.3 mg/Kg	$6.75
Beryllium, total (3050)	M6010B ICP	0.2 mg/Kg	$6.75
Cadmium, total (3050)	M6010B ICP	0.5 mg/Kg	$6.75
Chromium, total (3050)	M6010B ICP	1 mg/Kg	$6.75
Cobalt, total (3050)	M6010B ICP	1 mg/Kg	$6.75
Copper, total (3050)	M6010B ICP	1 mg/Kg	$6.75
Lead, total (3050)	M6020 ICP-MS	0.01 mg/Kg	$13.50
Manganese, total (3050)	M6010B ICP	0.5 mg/Kg	$6.75
Mercury, total	M7471A CVAA	0.02 mg/Kg	$17.25
Molybdenum, total (3050)	M6010B ICP	1 mg/Kg	$6.75
Nickel, total (3050)	M6010B ICP	1 mg/Kg	$6.75
Selenium, total (3050)	M6020 ICP-MS	0.01 mg/Kg	$13.50
Thallium, total (3050)	M6020 ICP-MS	0.01 mg/Kg	$13.50
Uranium, total (3050)	M6020 ICP-MS	0.01 mg/Kg	$13.50
Zinc, total (3050)	M6010B ICP	1 mg/Kg	$6.75
Misc.			
Electronic Data Deliverable			$0.00
Quality Control Summary			$0.00
Sample Preparation			
Air Dry at 34 Degrees C	USDA No. 1, 1972		$5.25
Digestion - Alkaline	M3060A		$99.98
Digestion - Hot Plate	M3050B ICP-MS		$10.50
Sieve-2000 um (2.0mm)	ASA No.9, 15-4.2.2		$8.25
Soil Analysis			
Solids, Percent	CLPSOW390, PART F, D-98	0.1 %	$5.25
Wet Chemistry			
Chromium, Hexavalent (3060)	M7196A	0.005 mg/Kg	$28.00
		Cost/Sample:	**$322.98**

Pricing includes standard deliverables and turnaround. Includes a QC Summary and default electronic data deliverable.
Method detection limits are estimates and may be elevated depending on sample matrix.

REPAD.09.06.05.01 D/ 21 P/

ACZ Laboratories, Inc.
2773 Downhill Drive Steamboat Springs, CO 80487 (800) 334-5493

Analytical Report

August 08, 2008

Report to:
Ned Hall
FMI Gold & Copper - Sierrita
P.O. Box 527 6200 W. Duval Mine Rd.
Green Valley, AZ 85622-0527

Bill to:
Accounts Payable
FMI Gold & Copper - Sierrita
P.O. Box 2671
Phoenix, AZ 85002-2671

cc: Steve Vaughn

Project ID: OJ07R9
ACZ Project ID: L70543

Ned Hall:

Enclosed are the analytical results for sample(s) submitted to ACZ Laboratories, Inc. (ACZ) on July 17, 2008. This project has been assigned to ACZ's project number, L70543. Please reference this number in all future inquiries.

All analyses were performed according to ACZ's Quality Assurance Plan, version 12.0. The enclosed results relate only to the samples received under L70543. Each section of this report has been reviewed and approved by the appropriate Laboratory Supervisor, or a qualified substitute.

Except as noted, the test results for the methods and parameters listed on ACZ's current NELAC certificate letter (#ACZ) meet all requirements of NELAC.

This report shall be used or copied only in its entirety. ACZ is not responsible for the consequences arising from the use of a partial report.

All samples and sub-samples associated with this project will be disposed of after September 08, 2008. If the samples are determined to be hazardous, additional charges apply for disposal (typically less than $10/sample). If you would like the samples to be held longer than ACZ's stated policy or to be returned, please contact your Project Manager or Customer Service Representative for further details and associated costs. ACZ retains analytical reports for five years.

If you have any questions or other needs, please contact your Project Manager.

S. Habermehl

Scott Habermehl has reviewed
and approved this report.

FMI Gold Copper - Sierrita

August 08, 2008

Project ID: OJ07R9
ACZ Project ID: L70543

Sample Receipt

ACZ Laboratories, Inc. (ACZ) received 8 soil samples from FMI Gold & Copper - Sierrita on July 17, 2008. The samples were received in good condition. Upon receipt, the sample custodian removed the samples from the cooler, inspected the contents, and logged the samples into ACZ's computerized Laboratory Information Management System (LIMS). The samples were assigned ACZ LIMS project number L70543. The custodian verified the sample information entered into the computer against the chain of custody (COC) forms and sample bottle labels.

Samples were received outside the EPA recommended temperature of 0-6 degrees C.

Holding Times

All analyses were performed within EPA recommended holding times.

Sample Analysis

These samples were analyzed for inorganic parameters. The individual methods are referenced on both, the ACZ invoice and the analytical reports. The extended qualifier reports may contain footnotes qualifying specific elements due to QC failures.

ACZ Laboratories, Inc.
2773 Downhill Drive Steamboat Springs, CO 80487 (800) 334-5493

Inorganic Analytical Results

FMI Gold & Copper - Sierrita
Project ID: OJ07R9
Sample ID: CP-JS-01-0-1

ACZ Sample ID: ***L70543-01***
Date Sampled: *07/15/08 09:45*
Date Received: *07/17/08*
Sample Matrix: *Soil*

Metals Analysis

Parameter	EPA Method	Result	Qual	XQ	Units	MDL	PQL	Date	Analyst
Antimony, total (3050)	M6020 ICP-MS	0.4	B	*	mg/Kg	0.2	1	07/31/08 3:16	erf/msh
Arsenic, total (3050)	M6020 ICP-MS	7.3			mg/Kg	0.3	0.5	07/31/08 3:16	erf/msh
Barium, total (3050)	M6010B ICP	654		*	mg/Kg	0.3	2	07/31/08 13:11	nek/aeh
Beryllium, total (3050)	M6010B ICP	1.3			mg/Kg	0.2	1	07/31/08 13:11	nek/aeh
Cadmium, total (3050)	M6010B ICP		U		mg/Kg	0.5	2	07/31/08 13:11	nek/aeh
Chromium, total (3050)	M6010B ICP	8		*	mg/Kg	1	5	08/08/08 3:08	aeh
Cobalt, total (3050)	M6010B ICP	8		*	mg/Kg	1	5	07/31/08 13:11	nek/aeh
Copper, total (3050)	M6010B ICP	1390		*	mg/Kg	1	5	07/31/08 13:11	nek/aeh
Lead, total (3050)	M6020 ICP-MS	5.93			mg/Kg	0.05	0.3	08/06/08 19:21	msh
Manganese, total (3050)	M6010B ICP	297		*	mg/Kg	0.5	3	07/31/08 13:11	nek/aeh
Mercury, total	M7471A CVAA	0.06	B		mg/Kg	0.05	0.2	07/25/08 20:44	pmc
Molybdenum, total (3050)	M6010B ICP	15		*	mg/Kg	1	5	07/31/08 13:11	nek/aeh
Nickel, total (3050)	M6010B ICP	8			mg/Kg	1	5	07/31/08 13:11	nek/aeh
Selenium, total (3050)	M6020 ICP-MS	0.28	B		mg/Kg	0.05	0.3	08/06/08 19:21	msh
Thallium, total (3050)	M6020 ICP-MS	0.30		*	mg/Kg	0.05	0.3	07/31/08 3:16	erf/msh
Uranium, total (3050)	M6020 ICP-MS	2.36		*	mg/Kg	0.05	0.3	07/31/08 3:16	erf/msh
Zinc, total (3050)	M6010B ICP	45			mg/Kg	1	5	07/31/08 13:11	nek/aeh

Soil Analysis

Parameter	EPA Method	Result	Qual	XQ	Units	MDL	PQL	Date	Analyst
Solids, Percent	CLPSOW390, PART F, D-98	81.1		*	%	0.1	0.5	07/17/08 18:04	brd/mjc

Soil Preparation

Parameter	EPA Method	Result	Qual	XQ	Units	MDL	PQL	Date	Analyst
Air Dry at 34 Degrees C	USDA No. 1, 1972			*				07/17/08 15:15	mjc
Digestion - Hot Plate	M3050B ICP-MS							08/04/08 10:52	lwt
Sieve-2000 um (2.0mm)	ASA No.9, 15-4.2.2			*				07/23/08 19:02	brd

Arizona license number: AZ0102

** Please refer to Qualifier Reports for details.*

ACZ Laboratories, Inc.
2773 Downhill Drive Steamboat Springs, CO 80487 (800) 334-5493

Inorganic Analytical Results

FMI Gold & Copper - Sierrita
Project ID: OJ07R9
Sample ID: CP-JS-01-1-3

ACZ Sample ID: ***L70543-02***
Date Sampled: *07/15/08 09:45*
Date Received: *07/17/08*
Sample Matrix: *Soil*

Metals Analysis

Parameter	EPA Method	Result	Qual	XQ	Units	MDL	PQL	Date	Analyst
Antimony, total (3050)	M6020 ICP-MS	0.4	B	*	mg/Kg	0.2	1	07/31/08 3:29	erf/msh
Arsenic, total (3050)	M6020 ICP-MS	12.3			mg/Kg	0.3	0.5	07/31/08 3:29	erf/msh
Barium, total (3050)	M6010B ICP	336		*	mg/Kg	0.3	2	07/31/08 13:30	nek/aeh
Beryllium, total (3050)	M6010B ICP	0.8	B		mg/Kg	0.2	1	07/31/08 13:30	nek/aeh
Cadmium, total (3050)	M6010B ICP		U		mg/Kg	0.5	2	07/31/08 13:30	nek/aeh
Chromium, total (3050)	M6010B ICP	7		*	mg/Kg	1	5	08/08/08 3:30	aeh
Cobalt, total (3050)	M6010B ICP	12		*	mg/Kg	1	5	07/31/08 13:30	nek/aeh
Copper, total (3050)	M6010B ICP	781		*	mg/Kg	1	5	07/31/08 13:30	nek/aeh
Lead, total (3050)	M6020 ICP-MS	7.40			mg/Kg	0.05	0.3	08/06/08 19:27	msh
Manganese, total (3050)	M6010B ICP	379		*	mg/Kg	0.5	3	07/31/08 13:30	nek/aeh
Mercury, total	M7471A CVAA		U		mg/Kg	0.04	0.2	07/25/08 20:52	pmc
Molybdenum, total (3050)	M6010B ICP	53		*	mg/Kg	1	5	07/31/08 13:30	nek/aeh
Nickel, total (3050)	M6010B ICP	8			mg/Kg	1	5	07/31/08 13:30	nek/aeh
Selenium, total (3050)	M6020 ICP-MS	0.69			mg/Kg	0.05	0.3	08/06/08 19:27	msh
Thallium, total (3050)	M6020 ICP-MS		U	*	mg/Kg	0.05	0.3	07/31/08 3:29	erf/msh
Uranium, total (3050)	M6020 ICP-MS	4.29		*	mg/Kg	0.05	0.3	07/31/08 3:29	erf/msh
Zinc, total (3050)	M6010B ICP	39			mg/Kg	1	5	07/31/08 13:30	nek/aeh

Soil Analysis

Parameter	EPA Method	Result	Qual	XQ	Units	MDL	PQL	Date	Analyst
Solids, Percent	CLPSOW390, PART F, D-98	94.9		*	%	0.1	0.5	07/17/08 19:44	brd/mjc

Soil Preparation

Parameter	EPA Method	Result	Qual	XQ	Units	MDL	PQL	Date	Analyst
Air Dry at 34 Degrees C	USDA No. 1, 1972			*				07/17/08 15:16	mjc
Digestion - Hot Plate	M3050B ICP-MS							08/04/08 11:45	lwt
Sieve-2000 um (2.0mm)	ASA No.9, 15-4.2.2			*				07/23/08 19:05	brd

Arizona license number: AZ0102

** Please refer to Qualifier Reports for details.*

ACZ Laboratories, Inc.
2773 Downhill Drive Steamboat Springs, CO 80487 (800) 334-5493

Inorganic Analytical Results

FMI Gold & Copper - Sierrita
Project ID: OJ07R9
Sample ID: CP-JS-01-5-7

ACZ Sample ID: ***L70543-03***
Date Sampled: *07/15/08 09:55*
Date Received: *07/17/08*
Sample Matrix: *Soil*

Metals Analysis

Parameter	EPA Method	Result	Qual	XQ	Units	MDL	PQL	Date	Analyst
Antimony, total (3050)	M6020 ICP-MS	5.9		*	mg/Kg	0.2	1	07/31/08 3:50	erf/msh
Arsenic, total (3050)	M6020 ICP-MS	32.8			mg/Kg	0.3	0.5	07/31/08 3:50	erf/msh
Barium, total (3050)	M6010B ICP	130		*	mg/Kg	0.3	2	07/31/08 13:34	nek/aeh
Beryllium, total (3050)	M6010B ICP	0.7	B		mg/Kg	0.2	1	07/31/08 13:34	nek/aeh
Cadmium, total (3050)	M6010B ICP		U		mg/Kg	0.5	2	07/31/08 13:34	nek/aeh
Chromium, total (3050)	M6010B ICP	7		*	mg/Kg	1	5	08/08/08 3:34	aeh
Cobalt, total (3050)	M6010B ICP	12		*	mg/Kg	1	5	07/31/08 13:34	nek/aeh
Copper, total (3050)	M6010B ICP	822		*	mg/Kg	1	5	07/31/08 13:34	nek/aeh
Lead, total (3050)	M6020 ICP-MS	44.30			mg/Kg	0.05	0.3	08/06/08 19:59	msh
Manganese, total (3050)	M6010B ICP	482		*	mg/Kg	0.5	3	07/31/08 13:34	nek/aeh
Mercury, total	M7471A CVAA		U		mg/Kg	0.04	0.2	07/25/08 20:54	pmc
Molybdenum, total (3050)	M6010B ICP	34		*	mg/Kg	1	5	07/31/08 13:34	nek/aeh
Nickel, total (3050)	M6010B ICP	7			mg/Kg	1	5	07/31/08 13:34	nek/aeh
Selenium, total (3050)	M6020 ICP-MS	0.24	B		mg/Kg	0.05	0.3	08/06/08 19:59	msh
Thallium, total (3050)	M6020 ICP-MS	0.39		*	mg/Kg	0.05	0.3	07/31/08 3:50	erf/msh
Uranium, total (3050)	M6020 ICP-MS	5.11		*	mg/Kg	0.05	0.3	07/31/08 3:50	erf/msh
Zinc, total (3050)	M6010B ICP	42			mg/Kg	1	5	07/31/08 13:34	nek/aeh

Soil Analysis

Parameter	EPA Method	Result	Qual	XQ	Units	MDL	PQL	Date	Analyst
Solids, Percent	CLPSOW390, PART F, D-98	96.3		*	%	0.1	0.5	07/17/08 20:33	brd/mjc

Soil Preparation

Parameter	EPA Method	Result	Qual	XQ	Units	MDL	PQL	Date	Analyst
Air Dry at 34 Degrees C	USDA No. 1, 1972			*				07/17/08 15:18	mjc
Digestion - Hot Plate	M3050B ICP-MS							08/04/08 12:37	lwt
Sieve-2000 um (2.0mm)	ASA No.9, 15-4.2.2			*				07/23/08 19:08	brd

Arizona license number: AZ0102

** Please refer to Qualifier Reports for details.*

ACZ Laboratories, Inc.
2773 Downhill Drive Steamboat Springs, CO 80487 (800) 334-5493

Inorganic Analytical Results

FMI Gold & Copper - Sierrita
Project ID: OJ07R9
Sample ID: CP-JS-01-10-12

ACZ Sample ID: ***L70543-04***
Date Sampled: *07/15/08 10:40*
Date Received: *07/17/08*
Sample Matrix: *Soil*

Metals Analysis

Parameter	EPA Method	Result	Qual	XQ	Units	MDL	PQL	Date	Analyst
Antimony, total (3050)	M6020 ICP-MS	0.7	B	*	mg/Kg	0.2	1	07/31/08 4:11	erf/msh
Arsenic, total (3050)	M6020 ICP-MS	28.1			mg/Kg	0.3	0.5	07/31/08 4:11	erf/msh
Barium, total (3050)	M6010B ICP	159		*	mg/Kg	0.3	2	07/31/08 13:37	nek/aeh
Beryllium, total (3050)	M6010B ICP		U		mg/Kg	1	5	08/03/08 0:00	nek/erf
Cadmium, total (3050)	M6010B ICP		U		mg/Kg	3	8	08/03/08 0:00	nek/erf
Chromium, total (3050)	M6010B ICP	3	B	*	mg/Kg	1	5	08/08/08 3:37	aeh
Cobalt, total (3050)	M6010B ICP	18	B	*	mg/Kg	5	30	08/03/08 0:00	nek/erf
Copper, total (3050)	M6010B ICP	506		*	mg/Kg	5	30	08/03/08 0:00	nek/erf
Lead, total (3050)	M6020 ICP-MS	8.98			mg/Kg	0.05	0.3	08/06/08 20:06	msh
Manganese, total (3050)	M6010B ICP	1240		*	mg/Kg	3	10	08/03/08 0:00	nek/erf
Mercury, total	M7471A CVAA		U		mg/Kg	0.04	0.2	07/25/08 20:56	pmc
Molybdenum, total (3050)	M6010B ICP	200		*	mg/Kg	5	30	08/03/08 0:00	nek/erf
Nickel, total (3050)	M6010B ICP	14	B		mg/Kg	5	30	08/03/08 0:00	nek/erf
Selenium, total (3050)	M6020 ICP-MS	1.68			mg/Kg	0.05	0.3	08/06/08 20:06	msh
Thallium, total (3050)	M6020 ICP-MS	0.36		*	mg/Kg	0.05	0.3	07/31/08 4:11	erf/msh
Uranium, total (3050)	M6020 ICP-MS	7.77		*	mg/Kg	0.05	0.3	07/31/08 4:11	erf/msh
Zinc, total (3050)	M6010B ICP	65		*	mg/Kg	5	30	08/03/08 0:00	nek/erf

Soil Analysis

Parameter	EPA Method	Result	Qual	XQ	Units	MDL	PQL	Date	Analyst
Solids, Percent	CLPSOW390, PART F, D-98	94.4		*	%	0.1	0.5	07/17/08 21:23	brd/mjc

Soil Preparation

Parameter	EPA Method	Result	Qual	XQ	Units	MDL	PQL	Date	Analyst
Air Dry at 34 Degrees C	USDA No. 1, 1972			*				07/17/08 15:20	mjc
Digestion - Hot Plate	M3050B ICP-MS							08/04/08 12:55	lwt
Sieve-2000 um (2.0mm)	ASA No.9, 15-4.2.2			*				07/23/08 19:10	brd

Arizona license number: AZ0102

** Please refer to Qualifier Reports for details.*

ACZ Laboratories, Inc.
2773 Downhill Drive Steamboat Springs, CO 80487 (800) 334-5493

Inorganic Analytical Results

FMI Gold & Copper - Sierrita
Project ID: OJ07R9
Sample ID: CP-P04-0-1

ACZ Sample ID: ***L70543-05***
Date Sampled: *07/15/08 11:10*
Date Received: *07/17/08*
Sample Matrix: *Soil*

Metals Analysis

Parameter	EPA Method	Result	Qual	XQ	Units	MDL	PQL	Date	Analyst
Antimony, total (3050)	M6020 ICP-MS		U	*	mg/Kg	0.2	1	07/31/08 4:18	erf/msh
Arsenic, total (3050)	M6020 ICP-MS	1.6			mg/Kg	0.3	0.5	07/31/08 4:18	erf/msh
Barium, total (3050)	M6010B ICP	206		*	mg/Kg	0.3	2	07/31/08 13:40	nek/aeh
Beryllium, total (3050)	M6010B ICP	0.4	B		mg/Kg	0.2	1	07/31/08 13:40	nek/aeh
Cadmium, total (3050)	M6010B ICP		U		mg/Kg	0.5	2	07/31/08 13:40	nek/aeh
Chromium, total (3050)	M6010B ICP	8		*	mg/Kg	1	5	08/08/08 3:41	aeh
Cobalt, total (3050)	M6010B ICP	7		*	mg/Kg	1	5	07/31/08 13:40	nek/aeh
Copper, total (3050)	M6010B ICP	626		*	mg/Kg	1	5	07/31/08 13:40	nek/aeh
Lead, total (3050)	M6020 ICP-MS	4.87			mg/Kg	0.05	0.3	08/06/08 20:12	msh
Manganese, total (3050)	M6010B ICP	275		*	mg/Kg	0.5	3	07/31/08 13:40	nek/aeh
Mercury, total	M7471A CVAA		U		mg/Kg	0.04	0.2	07/25/08 20:59	pmc
Molybdenum, total (3050)	M6010B ICP	33		*	mg/Kg	1	5	07/31/08 13:40	nek/aeh
Nickel, total (3050)	M6010B ICP	7			mg/Kg	1	5	07/31/08 13:40	nek/aeh
Selenium, total (3050)	M6020 ICP-MS	0.48			mg/Kg	0.05	0.3	08/06/08 20:12	msh
Thallium, total (3050)	M6020 ICP-MS	0.37		*	mg/Kg	0.05	0.3	07/31/08 4:18	erf/msh
Uranium, total (3050)	M6020 ICP-MS	3.77		*	mg/Kg	0.05	0.3	07/31/08 4:18	erf/msh
Zinc, total (3050)	M6010B ICP	34			mg/Kg	1	5	07/31/08 13:40	nek/aeh

Soil Analysis

Parameter	EPA Method	Result	Qual	XQ	Units	MDL	PQL	Date	Analyst
Solids, Percent	CLPSOW390, PART F, D-98	95.2		*	%	0.1	0.5	07/17/08 22:13	brd/mjc

Soil Preparation

Parameter	EPA Method	Result	Qual	XQ	Units	MDL	PQL	Date	Analyst
Air Dry at 34 Degrees C	USDA No. 1, 1972			*				07/17/08 15:22	mjc
Digestion - Hot Plate	M3050B ICP-MS							08/04/08 13:12	lwt
Sieve-2000 um (2.0mm)	ASA No.9, 15-4.2.2			*				07/23/08 19:13	brd

Arizona license number: AZ0102

** Please refer to Qualifier Reports for details.*

ACZ Laboratories, Inc.
2773 Downhill Drive Steamboat Springs, CO 80487 (800) 334-5493

Inorganic Analytical Results

FMI Gold & Copper - Sierrita
Project ID: OJ07R9
Sample ID: CP-P04-1-3

ACZ Sample ID: ***L70543-06***
Date Sampled: *07/15/08 11:21*
Date Received: *07/17/08*
Sample Matrix: *Soil*

Metals Analysis

Parameter	EPA Method	Result	Qual	XQ	Units	MDL	PQL	Date	Analyst
Antimony, total (3050)	M6020 ICP-MS		U	*	mg/Kg	0.2	1	07/31/08 4:25	erf/msh
Arsenic, total (3050)	M6020 ICP-MS	1.0			mg/Kg	0.3	0.5	07/31/08 4:25	erf/msh
Barium, total (3050)	M6010B ICP	154		*	mg/Kg	0.3	2	07/31/08 13:43	nek/aeh
Beryllium, total (3050)	M6010B ICP		U		mg/Kg	0.2	1	07/31/08 13:43	nek/aeh
Cadmium, total (3050)	M6010B ICP		U		mg/Kg	0.5	2	07/31/08 13:43	nek/aeh
Chromium, total (3050)	M6010B ICP	3	B	*	mg/Kg	1	5	08/08/08 3:45	aeh
Cobalt, total (3050)	M6010B ICP	8		*	mg/Kg	1	5	07/31/08 13:43	nek/aeh
Copper, total (3050)	M6010B ICP	518		*	mg/Kg	1	5	07/31/08 13:43	nek/aeh
Lead, total (3050)	M6020 ICP-MS	1.20			mg/Kg	0.05	0.3	08/06/08 20:18	msh
Manganese, total (3050)	M6010B ICP	295		*	mg/Kg	0.5	3	07/31/08 13:43	nek/aeh
Mercury, total	M7471A CVAA		U		mg/Kg	0.04	0.2	07/25/08 21:05	pmc
Molybdenum, total (3050)	M6010B ICP	4	B	*	mg/Kg	1	5	07/31/08 13:43	nek/aeh
Nickel, total (3050)	M6010B ICP	6			mg/Kg	1	5	07/31/08 13:43	nek/aeh
Selenium, total (3050)	M6020 ICP-MS	0.07	B		mg/Kg	0.05	0.3	08/06/08 20:18	msh
Thallium, total (3050)	M6020 ICP-MS	0.29	B	*	mg/Kg	0.05	0.3	07/31/08 4:25	erf/msh
Uranium, total (3050)	M6020 ICP-MS	2.41		*	mg/Kg	0.05	0.3	07/31/08 4:25	erf/msh
Zinc, total (3050)	M6010B ICP	39			mg/Kg	1	5	07/31/08 13:43	nek/aeh

Soil Analysis

Parameter	EPA Method	Result	Qual	XQ	Units	MDL	PQL	Date	Analyst
Solids, Percent	CLPSOW390, PART F, D-98	95.4		*	%	0.1	0.5	07/17/08 23:03	brd/mjc

Soil Preparation

Parameter	EPA Method	Result	Qual	XQ	Units	MDL	PQL	Date	Analyst
Air Dry at 34 Degrees C	USDA No. 1, 1972			*				07/17/08 15:23	mjc
Digestion - Hot Plate	M3050B ICP-MS							08/04/08 13:30	lwt
Sieve-2000 um (2.0mm)	ASA No.9, 15-4.2.2			*				07/23/08 19:16	brd

Arizona license number: AZ0102

** Please refer to Qualifier Reports for details.*

ACZ Laboratories, Inc.
2773 Downhill Drive Steamboat Springs, CO 80487 (800) 334-5493

Inorganic Analytical Results

FMI Gold & Copper - Sierrita
Project ID: OJ07R9
Sample ID: CP-P05-0-1

ACZ Sample ID: ***L70543-07***
Date Sampled: *07/15/08 13:15*
Date Received: *07/17/08*
Sample Matrix: *Soil*

Metals Analysis

Parameter	EPA Method	Result	Qual	XQ	Units	MDL	PQL	Date	Analyst
Antimony, total (3050)	M6020 ICP-MS		U	*	mg/Kg	0.2	1	07/31/08 4:32	erf/msh
Arsenic, total (3050)	M6020 ICP-MS	1.6			mg/Kg	0.3	0.5	07/31/08 4:32	erf/msh
Barium, total (3050)	M6010B ICP	115		*	mg/Kg	0.3	2	07/31/08 13:47	nek/aeh
Beryllium, total (3050)	M6010B ICP	0.4	B		mg/Kg	0.2	1	07/31/08 13:47	nek/aeh
Cadmium, total (3050)	M6010B ICP		U		mg/Kg	0.5	2	07/31/08 13:47	nek/aeh
Chromium, total (3050)	M6010B ICP	5		*	mg/Kg	1	5	08/08/08 3:48	aeh
Cobalt, total (3050)	M6010B ICP	9		*	mg/Kg	1	5	07/31/08 13:47	nek/aeh
Copper, total (3050)	M6010B ICP	973		*	mg/Kg	1	5	07/31/08 13:47	nek/aeh
Lead, total (3050)	M6020 ICP-MS	7.41			mg/Kg	0.05	0.3	08/06/08 20:25	msh
Manganese, total (3050)	M6010B ICP	330		*	mg/Kg	0.5	3	07/31/08 13:47	nek/aeh
Mercury, total	M7471A CVAA		U		mg/Kg	0.04	0.2	07/25/08 21:08	pmc
Molybdenum, total (3050)	M6010B ICP	72		*	mg/Kg	1	5	07/31/08 13:47	nek/aeh
Nickel, total (3050)	M6010B ICP	7			mg/Kg	1	5	07/31/08 13:47	nek/aeh
Selenium, total (3050)	M6020 ICP-MS	0.34			mg/Kg	0.05	0.3	08/06/08 20:25	msh
Thallium, total (3050)	M6020 ICP-MS	0.22	B	*	mg/Kg	0.05	0.3	07/31/08 4:32	erf/msh
Uranium, total (3050)	M6020 ICP-MS	4.75		*	mg/Kg	0.05	0.3	07/31/08 4:32	erf/msh
Zinc, total (3050)	M6010B ICP	55			mg/Kg	1	5	07/31/08 13:47	nek/aeh

Soil Analysis

Parameter	EPA Method	Result	Qual	XQ	Units	MDL	PQL	Date	Analyst
Solids, Percent	CLPSOW390, PART F, D-98	95.5		*	%	0.1	0.5	07/17/08 23:52	brd/mjc

Soil Preparation

Parameter	EPA Method	Result	Qual	XQ	Units	MDL	PQL	Date	Analyst
Air Dry at 34 Degrees C	USDA No. 1, 1972			*				07/17/08 15:25	mjc
Digestion - Hot Plate	M3050B ICP-MS							08/04/08 13:47	lwt
Sieve-2000 um (2.0mm)	ASA No.9, 15-4.2.2			*				07/23/08 19:19	brd

Arizona license number: AZ0102

** Please refer to Qualifier Reports for details.*

ACZ Laboratories, Inc.
2773 Downhill Drive Steamboat Springs, CO 80487 (800) 334-5493

Inorganic Analytical Results

FMI Gold & Copper - Sierrita
Project ID: OJ07R9
Sample ID: CP-P05-1-3

ACZ Sample ID: ***L70543-08***
Date Sampled: *07/15/08 13:33*
Date Received: *07/17/08*
Sample Matrix: *Soil*

Metals Analysis

Parameter	EPA Method	Result	Qual	XQ	Units	MDL	PQL	Date	Analyst
Antimony, total (3050)	M6020 ICP-MS		U	*	mg/Kg	0.2	1	07/31/08 4:39	erf/msh
Arsenic, total (3050)	M6020 ICP-MS	1.1			mg/Kg	0.3	0.5	07/31/08 4:39	erf/msh
Barium, total (3050)	M6010B ICP	197		*	mg/Kg	0.3	2	07/31/08 13:50	nek/aeh
Beryllium, total (3050)	M6010B ICP	0.4	B		mg/Kg	0.2	1	07/31/08 13:50	nek/aeh
Cadmium, total (3050)	M6010B ICP		U		mg/Kg	0.5	2	07/31/08 13:50	nek/aeh
Chromium, total (3050)	M6010B ICP	4	B	*	mg/Kg	1	5	08/08/08 3:52	aeh
Cobalt, total (3050)	M6010B ICP	7		*	mg/Kg	1	5	07/31/08 13:50	nek/aeh
Copper, total (3050)	M6010B ICP	289		*	mg/Kg	1	5	07/31/08 13:50	nek/aeh
Lead, total (3050)	M6020 ICP-MS	2.05			mg/Kg	0.05	0.3	08/06/08 20:31	msh
Manganese, total (3050)	M6010B ICP	307		*	mg/Kg	0.5	3	07/31/08 13:50	nek/aeh
Mercury, total	M7471A CVAA		U		mg/Kg	0.04	0.2	07/25/08 21:11	pmc
Molybdenum, total (3050)	M6010B ICP	3	B	*	mg/Kg	1	5	07/31/08 13:50	nek/aeh
Nickel, total (3050)	M6010B ICP	6			mg/Kg	1	5	07/31/08 13:50	nek/aeh
Selenium, total (3050)	M6020 ICP-MS	0.07	B		mg/Kg	0.05	0.3	08/06/08 20:31	msh
Thallium, total (3050)	M6020 ICP-MS	0.22	B	*	mg/Kg	0.05	0.3	07/31/08 4:39	erf/msh
Uranium, total (3050)	M6020 ICP-MS	3.16		*	mg/Kg	0.05	0.3	07/31/08 4:39	erf/msh
Zinc, total (3050)	M6010B ICP	29			mg/Kg	1	5	07/31/08 13:50	nek/aeh

Soil Analysis

Parameter	EPA Method	Result	Qual	XQ	Units	MDL	PQL	Date	Analyst
Solids, Percent	CLPSOW390, PART F, D-98	95.3		*	%	0.1	0.5	07/18/08 0:42	brd/mjc

Soil Preparation

Parameter	EPA Method	Result	Qual	XQ	Units	MDL	PQL	Date	Analyst
Air Dry at 34 Degrees C	USDA No. 1, 1972			*				07/17/08 15:27	mjc
Digestion - Hot Plate	M3050B ICP-MS							08/04/08 14:05	lwt
Sieve-2000 um (2.0mm)	ASA No.9, 15-4.2.2			*				07/23/08 19:21	brd

Arizona license number: AZ0102

** Please refer to Qualifier Reports for details.*

Report Header Explanations

Batch	A distinct set of samples analyzed at a specific time
Found	Value of the QC Type of interest
Limit	Upper limit for RPD, in %.
Lower	Lower Recovery Limit, in % (except for LCSS, mg/Kg)
MDL	Method Detection Limit. Same as Minimum Reporting Limit. Allows for instrument and annual fluctuations.
PCN/SCN	A number assigned to reagents/standards to trace to the manufacturer's certificate of analysis
PQL	Practical Quantitation Limit, typically 5 times the MDL.
QC	True Value of the Control Sample or the amount added to the Spike
Rec	Amount of the true value or spike added recovered, in % (except for LCSS, mg/Kg)
RPD	Relative Percent Difference, calculation used for Duplicate QC Types
Upper	Upper Recovery Limit, in % (except for LCSS, mg/Kg)
Sample	Value of the Sample of interest

QC Sample Types

AS	Analytical Spike (Post Digestion)	*LCSWD*	Laboratory Control Sample - Water Duplicate
ASD	Analytical Spike (Post Digestion) Duplicate	*LFB*	Laboratory Fortified Blank
CCB	Continuing Calibration Blank	*LFM*	Laboratory Fortified Matrix
CCV	Continuing Calivation Verification standard	*LFMD*	Laboratory Fortified Matrix Duplicate
DUP	Sample Duplicate	*LRB*	Laboratory Reagent Blank
ICB	Initial Calibration Blank	*MS*	Matrix Spike
ICV	Initial Calibration Verification standard	*MSD*	Matrix Spike Duplicate
ICSAB	Inter-element Correction Standard - A plus B solutions	*PBS*	Prep Blank - Soil
LCSS	Laboratory Control Sample - Soil	*PBW*	Prep Blank - Water
LCSSD	Laboratory Control Sample - Soil Duplicate	*PQV*	Practical Quantitation Verification standard
LCSW	Laboratory Control Sample - Water	*SDL*	Serial Dilution

QC Sample Type Explanations

Blanks	Verifies that there is no or minimal contamination in the prep method or calibration procedure.
Control Samples	Verifies the accuracy of the method, including the prep procedure.
Duplicates	Verifies the precision of the instrument and/or method.
Spikes/Fortified Matrix	Determines sample matrix interferences, if any.
Standard	Verifies the validity of the calibration.

ACZ Qualifiers (Qual)

B	Analyte concentration detected at a value between MDL and PQL.
H	Analysis exceeded method hold time. pH is a field test with an immediate hold time.
U	Analyte was analyzed for but not detected at the indicated MDL

Method References

(1) EPA 600/4-83-020. Methods for Chemical Analysis of Water and Wastes, March 1983.
(2) EPA 600/R-93-100. Methods for the Determination of Inorganic Substances in Environmental Samples, August 1993.
(3) EPA 600/R-94-111. Methods for the Determination of Metals in Environmental Samples - Supplement I, May 1994.
(5) EPA SW-846. Test Methods for Evaluating Solid Waste, Third Edition with Update III, December 1996.
(6) Standard Methods for the Examination of Water and Wastewater, 19th edition, 1995.

Comments

(1) QC results calculated from raw data. Results may vary slightly if the rounded values are used in the calculations.
(2) Soil, Sludge, and Plant matrices for Inorganic analyses are reported on a dry weight basis.
(3) Animal matrices for Inorganic analyses are reported on an "as received" basis.

FMI Gold & Copper - Sierrita
Project ID: OJ07R9

ACZ Project ID: ***L70543***

Antimony, total (3050) M6020 ICP-MS

ACZ ID	Type	Analyzed	PCN/SCN	QC	Sample	Found	Units	Rec	Lower	Upper	RPD	Limit	Qual
WG249106													
WG249106ICV	ICV	07/31/08 2:19	MS080722-4	.02006		.02065	mg/L	102.9	90	110			
WG249106ICB	ICB	07/31/08 2:26				U	mg/L		-0.0012	0.0012			
WG248690PBS	PBS	07/31/08 2:55				U	mg/Kg		-0.6	0.6			
WG248690LCSS	LCSS	07/31/08 3:02	PCN30060	101		104.6	mg/Kg		16.7	185			
WG248690LCSSD	LCSSD	07/31/08 3:09	PCN30060	101		108.2	mg/Kg		16.7	185	3.4	20	
L70543-02MS	MS	07/31/08 3:36	MS080707-3	5.1	.4	2.05	mg/Kg	32.4	75	125			M2
L70543-02MSD	MSD	07/31/08 3:43	MS080707-3	5.1	.4	2.18	mg/Kg	34.9	75	125	6.15	20	M2
WG248994													
WG248994ICV	ICV	07/31/08 11:44	II080717-1	4		4.319	mg/L	108	90	110			
WG248994ICB	ICB	07/31/08 11:47				U	mg/L		-0.06	0.06			

Arsenic, total (3050) M6020 ICP-MS

ACZ ID	Type	Analyzed	PCN/SCN	QC	Sample	Found	Units	Rec	Lower	Upper	RPD	Limit	Qual
WG249106													
WG249106ICV	ICV	07/31/08 2:19	MS080722-4	.05		.05061	mg/L	101.2	90	110			
WG249106ICB	ICB	07/31/08 2:26				U	mg/L		-0.0015	0.0015			
WG248690PBS	PBS	07/31/08 2:55				U	mg/Kg		-0.9	0.9			
WG248690LCSS	LCSS	07/31/08 3:02	PCN30060	156		146.2	mg/Kg		124	188			
WG248690LCSSD	LCSSD	07/31/08 3:09	PCN30060	156		160.8	mg/Kg		124	188	9.5	20	
L70543-02MS	MS	07/31/08 3:36	MS080707-3	25.5	12.3	36.17	mg/Kg	93.6	75	125			
L70543-02MSD	MSD	07/31/08 3:43	MS080707-3	25.5	12.3	40.32	mg/Kg	109.9	75	125	10.85	20	
WG248994													
WG248994ICV	ICV	07/31/08 11:44	II080717-1	4		4.077	mg/L	101.9	90	110			
WG248994ICB	ICB	07/31/08 11:47				U	mg/L		-0.12	0.12			

Barium, total (3050) M6010B ICP

ACZ ID	Type	Analyzed	PCN/SCN	QC	Sample	Found	Units	Rec	Lower	Upper	RPD	Limit	Qual
WG248994													
WG248994ICV	ICV	07/31/08 11:44	II080717-1	2		2.1044	mg/L	105.2	90	110			
WG248994ICB	ICB	07/31/08 11:47				U	mg/L		-0.009	0.009			
WG249097													
WG248690PBS	PBS	07/31/08 13:01				U	mg/Kg		-0.9	0.9			
WG248690LCSS	LCSS	07/31/08 13:04	PCN30060	362		373.72	mg/Kg		299	424			
WG248690LCSSD	LCSSD	07/31/08 13:07	PCN30060	362		404.41	mg/Kg		299	424	7.9	20	
L70543-01MS	MS	07/31/08 13:17	II080708-3	52	654	512.28	mg/Kg	-272.5	75	125			M3
L70543-01MSD	MSD	07/31/08 13:20	II080708-3	52	654	413.89	mg/Kg	-461.8	75	125	21.25	20	M3 RD

FMI Gold & Copper - Sierrita
Project ID: OJ07R9

ACZ Project ID: ***L70543***

Beryllium, total (3050) M6010B ICP

ACZ ID	Type	Analyzed	PCN/SCN	QC	Sample	Found	Units	Rec	Lower	Upper	RPD	Limit	Qual
WG248994													
WG248994ICV	ICV	07/31/08 11:44	II080717-1	2		1.9844	mg/L	99.2	90	110			
WG248994ICB	ICB	07/31/08 11:47				U	mg/L		-0.006	0.006			
WG249097													
WG248690PBS	PBS	07/31/08 13:01				U	mg/Kg		-0.6	0.6			
WG248690LCSS	LCSS	07/31/08 13:04	PCN30060	140		143.96	mg/Kg		115	166			
WG248690LCSSD	LCSSD	07/31/08 13:07	PCN30060	140		156.27	mg/Kg		115	166	8.2	20	
L70543-01MS	MS	07/31/08 13:17	II080708-3	52	1.3	54.24	mg/Kg	101.8	75	125			
L70543-01MSD	MSD	07/31/08 13:20	II080708-3	52	1.3	54.63	mg/Kg	102.6	75	125	0.72	20	
WG249280													
WG249280ICV	ICV	08/02/08 23:02	II080717-1	2		1.9291	mg/L	96.5	90	110			
WG249280ICB	ICB	08/02/08 23:06				U	mg/L		-0.006	0.006			
WG248690PBS	PBS	08/02/08 23:20				U	mg/Kg		-0.6	0.6			
WG248690LCSS	LCSS	08/02/08 23:24	PCN30060	140		136.6	mg/Kg		115	166			
WG248690LCSSD	LCSSD	08/02/08 23:27	PCN30060	140		148.79	mg/Kg		115	166	8.5	20	
L70543-01MS	MS	08/02/08 23:38	II080708-3	52	1.1	50.62	mg/Kg	95.2	75	125			
L70543-01MSD	MSD	08/02/08 23:42	II080708-3	52	1.1	51.57	mg/Kg	97.1	75	125	1.86	20	

Cadmium, total (3050) M6010B ICP

ACZ ID	Type	Analyzed	PCN/SCN	QC	Sample	Found	Units	Rec	Lower	Upper	RPD	Limit	Qual
WG248994													
WG248994ICV	ICV	07/31/08 11:44	II080717-1	2		1.9592	mg/L	98	90	110			
WG248994ICB	ICB	07/31/08 11:47				U	mg/L		-0.015	0.015			
WG249097													
WG248690PBS	PBS	07/31/08 13:01				U	mg/Kg		-1.5	1.5			
WG248690LCSS	LCSS	07/31/08 13:04	PCN30060	141		138.37	mg/Kg		114	169			
WG248690LCSSD	LCSSD	07/31/08 13:07	PCN30060	141		145.54	mg/Kg		114	169	5.1	20	
L70543-01MS	MS	07/31/08 13:17	II080708-3	52	U	47.69	mg/Kg	91.7	75	125			
L70543-01MSD	MSD	07/31/08 13:20	II080708-3	52	U	47.99	mg/Kg	92.3	75	125	0.63	20	
WG249280													
WG249280ICV	ICV	08/02/08 23:02	II080717-1	2		1.9366	mg/L	96.8	90	110			
WG249280ICB	ICB	08/02/08 23:06				U	mg/L		-0.015	0.015			
WG248690PBS	PBS	08/02/08 23:20				U	mg/Kg		-1.5	1.5			
WG248690LCSS	LCSS	08/02/08 23:24	PCN30060	141		134.13	mg/Kg		114	169			
WG248690LCSSD	LCSSD	08/02/08 23:27	PCN30060	141		141.81	mg/Kg		114	169	5.6	20	
L70543-01MS	MS	08/02/08 23:38	II080708-3	52	U	45.75	mg/Kg	88	75	125			
L70543-01MSD	MSD	08/02/08 23:42	II080708-3	52	U	46.49	mg/Kg	89.4	75	125	1.6	20	

FMI Gold & Copper - Sierrita
Project ID: OJ07R9

ACZ Project ID: ***L70543***

Chromium, total (3050) M6010B ICP

ACZ ID	Type	Analyzed	PCN/SCN	QC	Sample	Found	Units	Rec	Lower	Upper	RPD	Limit	Qual
WG249597													
WG249597ICV	ICV	08/08/08 2:39	II080717-1	2		1.969	mg/L	98.5	90	110			
WG249597ICB	ICB	08/08/08 2:43				U	mg/L		-0.03	0.03			
WG249340PBS	PBS	08/08/08 2:57				U	mg/Kg		-3	3			
WG249340LCSS	LCSS	08/08/08 3:01	PCN30060	76.3		80.2	mg/Kg		61.5	91			
WG249340LCSSD	LCSSD	08/08/08 3:05	PCN30060	76.3		78.8	mg/Kg		61.5	91	1.8	20	
L70543-01MS	MS	08/08/08 3:16	II080730-2	52	8	51.8	mg/Kg	84.2	75	125			
L70543-01MSD	MSD	08/08/08 3:19	II080730-2	52	8	53.8	mg/Kg	88.1	75	125	3.79	20	

Cobalt, total (3050) M6010B ICP

ACZ ID	Type	Analyzed	PCN/SCN	QC	Sample	Found	Units	Rec	Lower	Upper	RPD	Limit	Qual
WG248994													
WG248994ICV	ICV	07/31/08 11:44	II080717-1	2		1.92	mg/L	96	90	110			
WG248994ICB	ICB	07/31/08 11:47				U	mg/L		-0.03	0.03			
WG249097													
WG248690PBS	PBS	07/31/08 13:01				U	mg/Kg		-3	3			
WG248690LCSS	LCSS	07/31/08 13:04	PCN30060	83.9		83.7	mg/Kg		68.1	99.7			
WG248690LCSSD	LCSSD	07/31/08 13:07	PCN30060	83.9		88.4	mg/Kg		68.1	99.7	5.5	20	
L70543-01MS	MS	07/31/08 13:17	II080708-3	52	8	56.5	mg/Kg	93.3	75	125			
L70543-01MSD	MSD	07/31/08 13:20	II080708-3	52	8	57.5	mg/Kg	95.2	75	125	1.75	20	
WG249280													
WG249280ICV	ICV	08/02/08 23:02	II080717-1	2		1.889	mg/L	94.5	90	110			
WG249280ICB	ICB	08/02/08 23:06				U	mg/L		-0.03	0.03			
WG248690PBS	PBS	08/02/08 23:20				U	mg/Kg		-3	3			
WG248690LCSS	LCSS	08/02/08 23:24	PCN30060	83.9		80.4	mg/Kg		68.1	99.7			
WG248690LCSSD	LCSSD	08/02/08 23:27	PCN30060	83.9		85.6	mg/Kg		68.1	99.7	6.3	20	
L70543-01MS	MS	08/02/08 23:38	II080708-3	52	8	54.9	mg/Kg	90.2	75	125			
L70543-01MSD	MSD	08/02/08 23:42	II080708-3	52	8	55	mg/Kg	90.4	75	125	0.18	20	

FMI Gold & Copper - Sierrita
Project ID: OJ07R9

ACZ Project ID: ***L70543***

Copper, total (3050) M6010B ICP

ACZ ID	Type	Analyzed	PCN/SCN	QC	Sample	Found	Units	Rec	Lower	Upper	RPD	Limit	Qual
WG248994													
WG248994ICV	ICV	07/31/08 11:44	II080717-1	2		2.033	mg/L	101.7	90	110			
WG248994ICB	ICB	07/31/08 11:47				U	mg/L		-0.03	0.03			
WG249097													
WG248690PBS	PBS	07/31/08 13:01				U	mg/Kg		-3	3			
WG248690LCSS	LCSS	07/31/08 13:04	PCN30060	77.2		79.3	mg/Kg		62.9	91.5			
WG248690LCSSD	LCSSD	07/31/08 13:07	PCN30060	77.2		86.9	mg/Kg		62.9	91.5	9.1	20	
L70543-01MS	MS	07/31/08 13:17	II080708-3	52	1390	1486.7	mg/Kg	186	75	125			M3
L70543-01MSD	MSD	07/31/08 13:20	II080708-3	52	1390	1447.8	mg/Kg	111.2	75	125	2.65	20	
WG249280													
WG249280ICV	ICV	08/02/08 23:02	II080717-1	2		1.953	mg/L	97.7	90	110			
WG249280ICB	ICB	08/02/08 23:06				U	mg/L		-0.03	0.03			
WG248690PBS	PBS	08/02/08 23:20				U	mg/Kg		-3	3			
WG248690LCSS	LCSS	08/02/08 23:24	PCN30060	77.2		71.3	mg/Kg		62.9	91.5			
WG248690LCSSD	LCSSD	08/02/08 23:27	PCN30060	77.2		78.5	mg/Kg		62.9	91.5	9.6	20	
L70543-01MS	MS	08/02/08 23:38	II080708-3	52	1310	1390.3	mg/Kg	154.4	75	125			M3
L70543-01MSD	MSD	08/02/08 23:42	II080708-3	52	1310	1368.9	mg/Kg	113.3	75	125	1.55	20	

Lead, total (3050) M6020 ICP-MS

ACZ ID	Type	Analyzed	PCN/SCN	QC	Sample	Found	Units	Rec	Lower	Upper	RPD	Limit	Qual
WG249415													
WG249415ICV	ICV	08/06/08 18:29	MS080722-4	.05		.0505	mg/L	101	90	110			
WG249415ICB	ICB	08/06/08 18:36				U	mg/L		-0.0003	0.0003			
WG249340PBS	PBS	08/06/08 19:02				U	mg/Kg		-0.15	0.15			
WG249340LCSS	LCSS	08/06/08 19:08	PCN30060	72.9		70.85	mg/Kg		56.5	89.2			
WG249340LCSSD	LCSSD	08/06/08 19:14	PCN30060	72.9		71.75	mg/Kg		56.5	89.2	1.3	20	
L70543-02MS	MS	08/06/08 19:34	MS080707-3	25.5	7.4	31.345	mg/Kg	93.9	75	125			
L70543-02MSD	MSD	08/06/08 19:40	MS080707-3	25.5	7.4	30.845	mg/Kg	91.9	75	125	1.61	20	

FMI Gold & Copper - Sierrita
Project ID: OJ07R9

ACZ Project ID: ***L70543***

Manganese, total (3050) M6010B ICP

ACZ ID	Type	Analyzed	PCN/SCN	QC	Sample	Found	Units	Rec	Lower	Upper	RPD	Limit	Qual
WG248994													
WG248994ICV	ICV	07/31/08 11:44	II080717-1	2		1.9937	mg/L	99.7	90	110			
WG248994ICB	ICB	07/31/08 11:47				U	mg/L		-0.015	0.015			
WG249097													
WG248690PBS	PBS	07/31/08 13:01				U	mg/Kg		-1.5	1.5			
WG248690LCSS	LCSS	07/31/08 13:04	PCN30060	466		486.93	mg/Kg		379	552			
WG248690LCSSD	LCSSD	07/31/08 13:07	PCN30060	466		507.29	mg/Kg		379	552	4.1	20	
L70543-01MS	MS	07/31/08 13:17	II080708-3	52	297	396.81	mg/Kg	191.9	75	125			M3
L70543-01MSD	MSD	07/31/08 13:20	II080708-3	52	297	349.12	mg/Kg	100.2	75	125	12.79	20	
WG249280													
WG249280ICV	ICV	08/02/08 23:02	II080717-1	2		1.9513	mg/L	97.6	90	110			
WG249280ICB	ICB	08/02/08 23:06				U	mg/L		-0.015	0.015			
WG248690PBS	PBS	08/02/08 23:20				U	mg/Kg		-1.5	1.5			
WG248690LCSS	LCSS	08/02/08 23:24	PCN30060	466		466.48	mg/Kg		379	552			
WG248690LCSSD	LCSSD	08/02/08 23:27	PCN30060	466		487.89	mg/Kg		379	552	4.5	20	
L70543-01MS	MS	08/02/08 23:38	II080708-3	52	283	374.14	mg/Kg	175.3	75	125			M3
L70543-01MSD	MSD	08/02/08 23:42	II080708-3	52	283	332.4	mg/Kg	95	75	125	11.82	20	

Mercury, total M7471A CVAA

ACZ ID	Type	Analyzed	PCN/SCN	QC	Sample	Found	Units	Rec	Lower	Upper	RPD	Limit	Qual
WG248682													
WG248682ICV	ICV	07/25/08 20:33	II080721-4	.01002		.00979	mg/L	97.7	90	110			
WG248682ICB	ICB	07/25/08 20:35				U	mg/L		-0.0006	0.0006			
WG248682PBS	PBS	07/25/08 20:38				U	mg/Kg		-0.12	0.12			
WG248682LCSS	LCSS	07/25/08 20:40	PCN28813	5.8		5.85	mg/Kg		3.83	7.69			
WG248682LCSSD	LCSSD	07/25/08 20:42	PCN28813	5.8		6.11	mg/Kg		3.83	7.69	4.3	20	
L70543-01MS	MS	07/25/08 20:47	II080701-4	1.195	.06	1.264	mg/Kg	100.8	85	115			
L70543-01MSD	MSD	07/25/08 20:49	II080701-4	1.185	.06	1.283	mg/Kg	103.2	85	115	1.49	20	

FMI Gold & Copper - Sierrita ACZ Project ID: ***L70543***

Project ID: OJ07R9

Molybdenum, total (3050) M6010B ICP

ACZ ID	Type	Analyzed	PCN/SCN	QC	Sample	Found	Units	Rec	Lower	Upper	RPD	Limit	Qual
WG248994													
WG248994ICV	ICV	07/31/08 11:44	II080717-1	2		1.998	mg/L	99.9	90	110			
WG248994ICB	ICB	07/31/08 11:47				U	mg/L		-0.03	0.03			
WG249097													
WG248690PBS	PBS	07/31/08 13:01				U	mg/Kg		-3	3			
WG248690LCSS	LCSS	07/31/08 13:04	PCN30060	1700		181.4	mg/Kg		132	208			
WG248690LCSSD	LCSSD	07/31/08 13:07	PCN30060	1700		189	mg/Kg		132	208	4.1	20	
L70543-01MS	MS	07/31/08 13:17	II080708-3	52	15	61.6	mg/Kg	89.6	75	125			
L70543-01MSD	MSD	07/31/08 13:20	II080708-3	52	15	61.8	mg/Kg	90	75	125	0.32	20	
WG249280													
WG249280ICV	ICV	08/02/08 23:02	II080717-1	2		1.983	mg/L	99.2	90	110			
WG249280ICB	ICB	08/02/08 23:06				U	mg/L		-0.03	0.03			
WG248690PBS	PBS	08/02/08 23:20				U	mg/Kg		-3	3			
WG248690LCSS	LCSS	08/02/08 23:24	PCN30060	1700		176.3	mg/Kg		132	208			
WG248690LCSSD	LCSSD	08/02/08 23:27	PCN30060	1700		182.4	mg/Kg		132	208	3.4	20	
L70543-01MS	MS	08/02/08 23:38	II080708-3	52	15	59.5	mg/Kg	85.6	75	125			
L70543-01MSD	MSD	08/02/08 23:42	II080708-3	52	15	59.7	mg/Kg	86	75	125	0.34	20	

Nickel, total (3050) M6010B ICP

ACZ ID	Type	Analyzed	PCN/SCN	QC	Sample	Found	Units	Rec	Lower	Upper	RPD	Limit	Qual
WG248994													
WG248994ICV	ICV	07/31/08 11:44	II080717-1	2		1.922	mg/L	96.1	90	110			
WG248994ICB	ICB	07/31/08 11:47				U	mg/L		-0.03	0.03			
WG249097													
WG248690PBS	PBS	07/31/08 13:01				U	mg/Kg		-3	3			
WG248690LCSS	LCSS	07/31/08 13:04	PCN30060	84.3		83.4	mg/Kg		66.3	102			
WG248690LCSSD	LCSSD	07/31/08 13:07	PCN30060	84.3		87.7	mg/Kg		66.3	102	5	20	
L70543-01MS	MS	07/31/08 13:17	II080708-3	52	8	56.8	mg/Kg	93.8	75	125			
L70543-01MSD	MSD	07/31/08 13:20	II080708-3	52	8	56.5	mg/Kg	93.3	75	125	0.53	20	
WG249280													
WG249280ICV	ICV	08/02/08 23:02	II080717-1	2		1.885	mg/L	94.3	90	110			
WG249280ICB	ICB	08/02/08 23:06				U	mg/L		-0.03	0.03			
WG248690PBS	PBS	08/02/08 23:20				U	mg/Kg		-3	3			
WG248690LCSS	LCSS	08/02/08 23:24	PCN30060	84.3		80	mg/Kg		66.3	102			
WG248690LCSSD	LCSSD	08/02/08 23:27	PCN30060	84.3		85.3	mg/Kg		66.3	102	6.4	20	
L70543-01MS	MS	08/02/08 23:38	II080708-3	52	8	54.4	mg/Kg	89.2	75	125			
L70543-01MSD	MSD	08/02/08 23:42	II080708-3	52	8	54.9	mg/Kg	90.2	75	125	0.91	20	

FMI Gold & Copper - Sierrita ACZ Project ID: ***L70543***

Project ID: OJ07R9

Selenium, total (3050) M6020 ICP-MS

ACZ ID	Type	Analyzed	PCN/SCN	QC	Sample	Found	Units	Rec	Lower	Upper	RPD	Limit	Qual
WG249415													
WG249415ICV	ICV	08/06/08 18:29	MS080722-4	.05		.05133	mg/L	102.7	90	110			
WG249415ICB	ICB	08/06/08 18:36				U	mg/L		-0.0003	0.0003			
WG249340PBS	PBS	08/06/08 19:02				U	mg/Kg		-0.15	0.15			
WG249340LCSS	LCSS	08/06/08 19:08	PCN30060	198		210.4	mg/Kg		152	244			
WG249340LCSSD	LCSSD	08/06/08 19:14	PCN30060	198		212.4	mg/Kg		152	244	0.9	20	
L70543-02MS	MS	08/06/08 19:34	MS080707-3	12.75	.69	12.352	mg/Kg	91.5	75	125			
L70543-02MSD	MSD	08/06/08 19:40	MS080707-3	12.75	.69	12.459	mg/Kg	92.3	75	125	0.86	20	

Solids, Percent CLPSOW390, PART F, D-98

ACZ ID	Type	Analyzed	PCN/SCN	QC	Sample	Found	Units	Rec	Lower	Upper	RPD	Limit	Qual
WG248307													
WG248307PBS	PBS	07/17/08 17:15				U	%		99.9	100.1			
L70543-01DUP	DUP	07/17/08 18:54			81.1	82.85	%				2.1	20	

Thallium, total (3050) M6020 ICP-MS

ACZ ID	Type	Analyzed	PCN/SCN	QC	Sample	Found	Units	Rec	Lower	Upper	RPD	Limit	Qual
WG249106													
WG249106ICV	ICV	07/31/08 2:19	MS080722-4	.05		.05246	mg/L	104.9	90	110			
WG249106ICB	ICB	07/31/08 2:26				U	mg/L		-0.0003	0.0003			
WG248690PBS	PBS	07/31/08 2:55				U	mg/Kg		-0.15	0.15			
WG248690LCSS	LCSS	07/31/08 3:02	PCN30060	218		211.8	mg/Kg		177	260			
WG248690LCSSD	LCSSD	07/31/08 3:09	PCN30060	218		230.35	mg/Kg		177	260	8.4	20	
L70543-02MS	MS	07/31/08 3:36	MS080707-3	25.551	U	24.271	mg/Kg	95	75	125			
L70543-02MSD	MSD	07/31/08 3:43	MS080707-3	25.551	U	24.541	mg/Kg	96	75	125	1.11	20	
WG248994													
WG248994ICB	ICB	07/31/08 11:47				U	mg/L		-0.9	0.9			

Uranium, total (3050) M6020 ICP-MS

ACZ ID	Type	Analyzed	PCN/SCN	QC	Sample	Found	Units	Rec	Lower	Upper	RPD	Limit	Qual
WG249106													
WG249106ICV	ICV	07/31/08 2:19	MS080722-4	.05		.04965	mg/L	99.3	90	110			
WG249106ICB	ICB	07/31/08 2:26				U	mg/L		-0.0003	0.0003			
WG248690PBS	PBS	07/31/08 2:55				U	mg/Kg		-0.15	0.15			
L70543-02MS	MS	07/31/08 3:36	MS080707-3	12.75	4.29	17.814	mg/Kg	106.1	75	125			
L70543-02MSD	MSD	07/31/08 3:43	MS080707-3	12.75	4.29	17.896	mg/Kg	106.7	75	125	0.46	20	

FMI Gold & Copper - Sierrita
Project ID: OJ07R9

ACZ Project ID: ***L70543***

Zinc, total (3050) M6010B ICP

ACZ ID	Type	Analyzed	PCN/SCN	QC	Sample	Found	Units	Rec	Lower	Upper	RPD	Limit	Qual
WG248994													
WG248994ICV	ICV	07/31/08 11:44	II080717-1	2		1.972	mg/L	98.6	90	110			
WG248994ICB	ICB	07/31/08 11:47				U	mg/L		-0.03	0.03			
WG249097													
WG248690PBS	PBS	07/31/08 13:01				U	mg/Kg		-3	3			
WG248690LCSS	LCSS	07/31/08 13:04	PCN30060	204		195.4	mg/Kg		166	243			
WG248690LCSSD	LCSSD	07/31/08 13:07	PCN30060	204		214.4	mg/Kg		166	243	9.3	20	
L70543-01MS	MS	07/31/08 13:17	II080708-3	52	45	97.7	mg/Kg	101.3	75	125			
L70543-01MSD	MSD	07/31/08 13:20	II080708-3	52	45	98.7	mg/Kg	103.3	75	125	1.02	20	
WG249280													
WG249280ICV	ICV	08/02/08 23:02	II080717-1	2		1.95	mg/L	97.5	90	110			
WG249280ICB	ICB	08/02/08 23:06				U	mg/L		-0.03	0.03			
WG248690PBS	PBS	08/02/08 23:20				U	mg/Kg		-3	3			
WG248690LCSS	LCSS	08/02/08 23:24	PCN30060	204		190.1	mg/Kg		166	243			
WG248690LCSSD	LCSSD	08/02/08 23:27	PCN30060	204		210	mg/Kg		166	243	9.9	20	
L70543-01MS	MS	08/02/08 23:38	II080708-3	52	43	93.6	mg/Kg	97.3	75	125			
L70543-01MSD	MSD	08/02/08 23:42	II080708-3	52	43	96.1	mg/Kg	102.1	75	125	2.64	20	

FMI Gold & Copper - Sierrita ACZ Project ID: ***L70543***

ACZ ID	WORKNUM	PARAMETER	METHOD	QUAL	DESCRIPTION
L70543-01	WG249106	Antimony, total (3050)	M6020 ICP-MS	M2	Matrix spike recovery was low, the recovery of the associated control sample (LCS or LFB) was acceptable.
	WG249097	Barium, total (3050)	M6010B ICP	M3	The spike recovery value is unusable since the analyte concentration in the sample is disproportionate to the spike level. The recovery of the associated control sample (LCS or LFB) was acceptable.
			M6010B ICP	RD	For a solid matrix, the duplicate RPD (spike or matrix) exceeded the control limit, which is attributable to the non-homogeneity of the sample.
	WG249597	Chromium, total (3050)	M6010B ICP	ZG	The ICP Serial Dilution was not used for data validation because the sample concentration was less than 50 times the MDL.
	WG249097	Cobalt, total (3050)	M6010B ICP	ZG	The ICP Serial Dilution was not used for data validation because the sample concentration was less than 50 times the MDL.
		Copper, total (3050)	M6010B ICP	M3	The spike recovery value is unusable since the analyte concentration in the sample is disproportionate to the spike level. The recovery of the associated control sample (LCS or LFB) was acceptable.
		Manganese, total (3050)	M6010B ICP	M3	The spike recovery value is unusable since the analyte concentration in the sample is disproportionate to the spike level. The recovery of the associated control sample (LCS or LFB) was acceptable.
			M6010B ICP	ZH	Serial Dilution exceeded the acceptance criteria. Matrix interference [physical or chemical] is suspected.
		Molybdenum, total (3050)	M6010B ICP	ZG	The ICP Serial Dilution was not used for data validation because the sample concentration was less than 50 times the MDL.
	WG249106	Thallium, total (3050)	M6020 ICP-MS	ZB	The ICP-MS Serial Dilution was not used for data validation because the sample concentration was less than 100 times the MDL.
L70543-02	WG249106	Antimony, total (3050)	M6020 ICP-MS	M2	Matrix spike recovery was low, the recovery of the associated control sample (LCS or LFB) was acceptable.
	WG249097	Barium, total (3050)	M6010B ICP	M3	The spike recovery value is unusable since the analyte concentration in the sample is disproportionate to the spike level. The recovery of the associated control sample (LCS or LFB) was acceptable.
			M6010B ICP	RD	For a solid matrix, the duplicate RPD (spike or matrix) exceeded the control limit, which is attributable to the non-homogeneity of the sample.
	WG249597	Chromium, total (3050)	M6010B ICP	ZG	The ICP Serial Dilution was not used for data validation because the sample concentration was less than 50 times the MDL.
	WG249097	Cobalt, total (3050)	M6010B ICP	ZG	The ICP Serial Dilution was not used for data validation because the sample concentration was less than 50 times the MDL.
		Copper, total (3050)	M6010B ICP	M3	The spike recovery value is unusable since the analyte concentration in the sample is disproportionate to the spike level. The recovery of the associated control sample (LCS or LFB) was acceptable.
		Manganese, total (3050)	M6010B ICP	M3	The spike recovery value is unusable since the analyte concentration in the sample is disproportionate to the spike level. The recovery of the associated control sample (LCS or LFB) was acceptable.
			M6010B ICP	ZH	Serial Dilution exceeded the acceptance criteria. Matrix interference [physical or chemical] is suspected.
		Molybdenum, total (3050)	M6010B ICP	ZG	The ICP Serial Dilution was not used for data validation because the sample concentration was less than 50 times the MDL.
	WG249106	Thallium, total (3050)	M6020 ICP-MS	ZB	The ICP-MS Serial Dilution was not used for data validation because the sample concentration was less than 100 times the MDL.

FMI Gold & Copper - Sierrita ACZ Project ID: ***L70543***

ACZ ID	WORKNUM	PARAMETER	METHOD	QUAL	DESCRIPTION
L70543-03	WG249106	Antimony, total (3050)	M6020 ICP-MS	M2	Matrix spike recovery was low, the recovery of the associated control sample (LCS or LFB) was acceptable.
	WG249097	Barium, total (3050)	M6010B ICP	M3	The spike recovery value is unusable since the analyte concentration in the sample is disproportionate to the spike level. The recovery of the associated control sample (LCS or LFB) was acceptable.
			M6010B ICP	RD	For a solid matrix, the duplicate RPD (spike or matrix) exceeded the control limit, which is attributable to the non-homogeneity of the sample.
	WG249597	Chromium, total (3050)	M6010B ICP	ZG	The ICP Serial Dilution was not used for data validation because the sample concentration was less than 50 times the MDL.
	WG249097	Cobalt, total (3050)	M6010B ICP	ZG	The ICP Serial Dilution was not used for data validation because the sample concentration was less than 50 times the MDL.
		Copper, total (3050)	M6010B ICP	M3	The spike recovery value is unusable since the analyte concentration in the sample is disproportionate to the spike level. The recovery of the associated control sample (LCS or LFB) was acceptable.
		Manganese, total (3050)	M6010B ICP	M3	The spike recovery value is unusable since the analyte concentration in the sample is disproportionate to the spike level. The recovery of the associated control sample (LCS or LFB) was acceptable.
			M6010B ICP	ZH	Serial Dilution exceeded the acceptance criteria. Matrix interference [physical or chemical] is suspected.
		Molybdenum, total (3050)	M6010B ICP	ZG	The ICP Serial Dilution was not used for data validation because the sample concentration was less than 50 times the MDL.
	WG249106	Thallium, total (3050)	M6020 ICP-MS	ZB	The ICP-MS Serial Dilution was not used for data validation because the sample concentration was less than 100 times the MDL.
L70543-04	WG249106	Antimony, total (3050)	M6020 ICP-MS	M2	Matrix spike recovery was low, the recovery of the associated control sample (LCS or LFB) was acceptable.
	WG249097	Barium, total (3050)	M6010B ICP	M3	The spike recovery value is unusable since the analyte concentration in the sample is disproportionate to the spike level. The recovery of the associated control sample (LCS or LFB) was acceptable.
			M6010B ICP	RD	For a solid matrix, the duplicate RPD (spike or matrix) exceeded the control limit, which is attributable to the non-homogeneity of the sample.
	WG249597	Chromium, total (3050)	M6010B ICP	ZG	The ICP Serial Dilution was not used for data validation because the sample concentration was less than 50 times the MDL.
	WG249280	Cobalt, total (3050)	M6010B ICP	ZG	The ICP Serial Dilution was not used for data validation because the sample concentration was less than 50 times the MDL.
		Copper, total (3050)	M6010B ICP	M3	The spike recovery value is unusable since the analyte concentration in the sample is disproportionate to the spike level. The recovery of the associated control sample (LCS or LFB) was acceptable.
		Manganese, total (3050)	M6010B ICP	M3	The spike recovery value is unusable since the analyte concentration in the sample is disproportionate to the spike level. The recovery of the associated control sample (LCS or LFB) was acceptable.
			M6010B ICP	ZH	Serial Dilution exceeded the acceptance criteria. Matrix interference [physical or chemical] is suspected.
		Molybdenum, total (3050)	M6010B ICP	ZG	The ICP Serial Dilution was not used for data validation because the sample concentration was less than 50 times the MDL.
	WG249106	Thallium, total (3050)	M6020 ICP-MS	ZB	The ICP-MS Serial Dilution was not used for data validation because the sample concentration was less than 100 times the MDL.
	WG249280	Zinc, total (3050)	M6010B ICP	ZG	The ICP Serial Dilution was not used for data validation because the sample concentration was less than 50 times the MDL.

FMI Gold & Copper - Sierrita ACZ Project ID: ***L70543***

ACZ ID	WORKNUM	PARAMETER	METHOD	QUAL	DESCRIPTION
L70543-05	WG249106	Antimony, total (3050)	M6020 ICP-MS	M2	Matrix spike recovery was low, the recovery of the associated control sample (LCS or LFB) was acceptable.
	WG249097	Barium, total (3050)	M6010B ICP	M3	The spike recovery value is unusable since the analyte concentration in the sample is disproportionate to the spike level. The recovery of the associated control sample (LCS or LFB) was acceptable.
			M6010B ICP	RD	For a solid matrix, the duplicate RPD (spike or matrix) exceeded the control limit, which is attributable to the non-homogeneity of the sample.
	WG249597	Chromium, total (3050)	M6010B ICP	ZG	The ICP Serial Dilution was not used for data validation because the sample concentration was less than 50 times the MDL.
	WG249097	Cobalt, total (3050)	M6010B ICP	ZG	The ICP Serial Dilution was not used for data validation because the sample concentration was less than 50 times the MDL.
		Copper, total (3050)	M6010B ICP	M3	The spike recovery value is unusable since the analyte concentration in the sample is disproportionate to the spike level. The recovery of the associated control sample (LCS or LFB) was acceptable.
		Manganese, total (3050)	M6010B ICP	M3	The spike recovery value is unusable since the analyte concentration in the sample is disproportionate to the spike level. The recovery of the associated control sample (LCS or LFB) was acceptable.
			M6010B ICP	ZH	Serial Dilution exceeded the acceptance criteria. Matrix interference [physical or chemical] is suspected.
		Molybdenum, total (3050)	M6010B ICP	ZG	The ICP Serial Dilution was not used for data validation because the sample concentration was less than 50 times the MDL.
	WG249106	Thallium, total (3050)	M6020 ICP-MS	ZB	The ICP-MS Serial Dilution was not used for data validation because the sample concentration was less than 100 times the MDL.
L70543-06	WG249106	Antimony, total (3050)	M6020 ICP-MS	M2	Matrix spike recovery was low, the recovery of the associated control sample (LCS or LFB) was acceptable.
	WG249097	Barium, total (3050)	M6010B ICP	M3	The spike recovery value is unusable since the analyte concentration in the sample is disproportionate to the spike level. The recovery of the associated control sample (LCS or LFB) was acceptable.
			M6010B ICP	RD	For a solid matrix, the duplicate RPD (spike or matrix) exceeded the control limit, which is attributable to the non-homogeneity of the sample.
	WG249597	Chromium, total (3050)	M6010B ICP	ZG	The ICP Serial Dilution was not used for data validation because the sample concentration was less than 50 times the MDL.
	WG249097	Cobalt, total (3050)	M6010B ICP	ZG	The ICP Serial Dilution was not used for data validation because the sample concentration was less than 50 times the MDL.
		Copper, total (3050)	M6010B ICP	M3	The spike recovery value is unusable since the analyte concentration in the sample is disproportionate to the spike level. The recovery of the associated control sample (LCS or LFB) was acceptable.
		Manganese, total (3050)	M6010B ICP	M3	The spike recovery value is unusable since the analyte concentration in the sample is disproportionate to the spike level. The recovery of the associated control sample (LCS or LFB) was acceptable.
			M6010B ICP	ZH	Serial Dilution exceeded the acceptance criteria. Matrix interference [physical or chemical] is suspected.
		Molybdenum, total (3050)	M6010B ICP	ZG	The ICP Serial Dilution was not used for data validation because the sample concentration was less than 50 times the MDL.
	WG249106	Thallium, total (3050)	M6020 ICP-MS	ZB	The ICP-MS Serial Dilution was not used for data validation because the sample concentration was less than 100 times the MDL.

FMI Gold & Copper - Sierrita ACZ Project ID: ***L70543***

ACZ ID	WORKNUM	PARAMETER	METHOD	QUAL	DESCRIPTION
L70543-07	WG249106	Antimony, total (3050)	M6020 ICP-MS	M2	Matrix spike recovery was low, the recovery of the associated control sample (LCS or LFB) was acceptable.
	WG249097	Barium, total (3050)	M6010B ICP	M3	The spike recovery value is unusable since the analyte concentration in the sample is disproportionate to the spike level. The recovery of the associated control sample (LCS or LFB) was acceptable.
			M6010B ICP	RD	For a solid matrix, the duplicate RPD (spike or matrix) exceeded the control limit, which is attributable to the non-homogeneity of the sample.
	WG249597	Chromium, total (3050)	M6010B ICP	ZG	The ICP Serial Dilution was not used for data validation because the sample concentration was less than 50 times the MDL.
	WG249097	Cobalt, total (3050)	M6010B ICP	ZG	The ICP Serial Dilution was not used for data validation because the sample concentration was less than 50 times the MDL.
		Copper, total (3050)	M6010B ICP	M3	The spike recovery value is unusable since the analyte concentration in the sample is disproportionate to the spike level. The recovery of the associated control sample (LCS or LFB) was acceptable.
		Manganese, total (3050)	M6010B ICP	M3	The spike recovery value is unusable since the analyte concentration in the sample is disproportionate to the spike level. The recovery of the associated control sample (LCS or LFB) was acceptable.
			M6010B ICP	ZH	Serial Dilution exceeded the acceptance criteria. Matrix interference [physical or chemical] is suspected.
		Molybdenum, total (3050)	M6010B ICP	ZG	The ICP Serial Dilution was not used for data validation because the sample concentration was less than 50 times the MDL.
	WG249106	Thallium, total (3050)	M6020 ICP-MS	ZB	The ICP-MS Serial Dilution was not used for data validation because the sample concentration was less than 100 times the MDL.
L70543-08	WG249106	Antimony, total (3050)	M6020 ICP-MS	M2	Matrix spike recovery was low, the recovery of the associated control sample (LCS or LFB) was acceptable.
	WG249097	Barium, total (3050)	M6010B ICP	M3	The spike recovery value is unusable since the analyte concentration in the sample is disproportionate to the spike level. The recovery of the associated control sample (LCS or LFB) was acceptable.
			M6010B ICP	RD	For a solid matrix, the duplicate RPD (spike or matrix) exceeded the control limit, which is attributable to the non-homogeneity of the sample.
	WG249597	Chromium, total (3050)	M6010B ICP	ZG	The ICP Serial Dilution was not used for data validation because the sample concentration was less than 50 times the MDL.
	WG249097	Cobalt, total (3050)	M6010B ICP	ZG	The ICP Serial Dilution was not used for data validation because the sample concentration was less than 50 times the MDL.
		Copper, total (3050)	M6010B ICP	M3	The spike recovery value is unusable since the analyte concentration in the sample is disproportionate to the spike level. The recovery of the associated control sample (LCS or LFB) was acceptable.
		Manganese, total (3050)	M6010B ICP	M3	The spike recovery value is unusable since the analyte concentration in the sample is disproportionate to the spike level. The recovery of the associated control sample (LCS or LFB) was acceptable.
			M6010B ICP	ZH	Serial Dilution exceeded the acceptance criteria. Matrix interference [physical or chemical] is suspected.
		Molybdenum, total (3050)	M6010B ICP	ZG	The ICP Serial Dilution was not used for data validation because the sample concentration was less than 50 times the MDL.
	WG249106	Thallium, total (3050)	M6020 ICP-MS	ZB	The ICP-MS Serial Dilution was not used for data validation because the sample concentration was less than 100 times the MDL.

Metals Analysis

The following parameters are not offered for certification or are not covered by NELAC certificate #ACZ.

Uranium, total (3050)	M6020 ICP-MS

Soil Analysis

The following parameters are not offered for certification or are not covered by NELAC certificate #ACZ.

Solids, Percent	CLPSOW390, PART F, D-98

ACZ Laboratories, Inc.
2773 Downhill Drive Steamboat Springs, CO 80487 (800) 334-5493

Sample Receipt

FMI Gold & Copper - Sierrita
OJ07R9

ACZ Project ID: L70543
Date Received: 7/17/2008
Received By:
Date Printed: 7/17/2008

Receipt Verification

	YES	NO	NA
1) Does this project require special handling procedures such as CLP protocol?			X
2) Are the custody seals on the cooler intact?	X		
3) Are the custody seals on the sample containers intact?			X
4) Is there a Chain of Custody or other directive shipping papers present?	X		
5) Is the Chain of Custody complete?	X		
6) Is the Chain of Custody in agreement with the samples received?	X		
7) Is there enough sample for all requested analyses?	X		
8) Are all samples within holding times for requested analyses?	X		
9) Were all sample containers received intact?	X		
10) Are the temperature blanks present?			X
11) Are the trip blanks (VOA and/or Cyanide) present?			X
12) Are samples requiring no headspace, headspace free?			X
13) Do the samples that require a Foreign Soils Permit have one?			X

Exceptions: If you answered no to any of the above questions, please describe

N/A

Contact (For any discrepancies, the client must be contacted)

N/A

Shipping Containers

Cooler Id	Temp (°C)	Rad (µR/hr)
2118	7.5	14

Client must contact ACZ Project Manager if analysis should not proceed for samples received outside of thermal preservation acceptance criteria.

Notes

ACZ Laboratories, Inc.
2773 Downhill Drive Steamboat Springs, CO 80487 (800) 334-5493

Sample Receipt

FMI Gold & Copper - Sierrita
OJ07R9

ACZ Project ID: L70543
Date Received: 7/17/2008
Received By:

Sample Container Preservation

SAMPLE	CLIENT ID	R < 2	G < 2	BK < 2	Y< 2	YG< 2	B< 2	O < 2	T >12	N/A	RAD	ID
L70543-01	CP-JS-01-0-1									X		
L70543-02	CP-JS-01-1-3									X		
L70543-03	CP-JS-01-5-7									X		
L70543-04	CP-JS-01-10-12									X		
L70543-05	CP-P04-0-1									X		
L70543-06	CP-P04-1-3									X		
L70543-07	CP-P05-0-1									X		
L70543-08	CP-P05-1-3									X		

Sample Container Preservation Legend

Abbreviation	Description	Container Type	Preservative/Limits
R	Raw/Nitric	RED	pH must be < 2
B	Filtered/Sulfuric	BLUE	pH must be < 2
BK	Filtered/Nitric	BLACK	pH must be < 2
G	Filtered/Nitric	GREEN	pH must be < 2
O	Raw/Sulfuric	ORANGE	pH must be < 2
P	Raw/NaOH	PURPLE	pH must be > 12 *
T	Raw/NaOH _Zinc Acetate	TAN	pH must be > 12
Y	Raw/Sulfuric	YELLOW	pH must be < 2
YG	Raw/Sulfuric	YELLOW GLASS	pH must be < 2
N/A	No preservative needed	Not applicable	
RAD	Gamma/Beta dose rate	Not applicable	must be < 250 µR/hr

* pH check performed by analyst prior to sample preparation

Sample IDs Reviewed By: _____

ACZ Laboratories, Inc. L70543

2773 Downhill Drive Steamboat Springs, CO 80487 (800) 334-5493

CHAIN of CUSTODY

Report to:

Name: NED HALL
Company: FMI - SIERRITA
E-mail: ned_hall@fmi.com
Address: 6200 W. DUVAL MINE RD
PO BOX 527 GREEN VALLEY AZ
Telephone: 520-648-8857

Copy of Report to:

Name:
Company:
E-mail: steven_vaughn@urscorp.com
Telephone:

Invoice to:

Name: NED HALL
Company: FMI - SIERRITA
E-mail: ned_hall@fmi.com
Address: 6200 W. DUVAL MINE RD
PO BOX 527
Telephone: 520-648-8857

If sample(s) received past holding time (HT), or if insufficient HT remains to complete analysis before expiration, shall ACZ proceed with requested short HT analyses? YES ☐ NO ☐
If "NO" then ACZ will contact client for further instruction. If neither "YES" nor "NO" is indicated, ACZ will proceed with the requested analyses, even if HT is expired, and data will be qualified.

PROJECT INFORMATION

Quote #:
Project/PO #: OJ0729
Reporting state for compliance testing:
Sampler's Name: ARMANDO JIMENEZ
Are any samples NRC licensable material?

ANALYSES REQUESTED *(attach list or use quote number)*

SAMPLE IDENTIFICATION	DATE:TIME		Matrix	# of Containers	See attached Quote 7/8/2008
CP-JS-01-0-1	7-15-08	945	SO	1	
CP-JS-01-1-3	7-15-08	945		1	
CP-JS-01-5-7	7-15-08	955		1	
CP-JS-01-10-12	7-15-08	1040		1	
CP-P04-0-1	7-15-08	1110		1	
CP-P04-1-3	7-15-08	1121		1	
CP-P05-0-1	7-15-08	1315		1	
CP-P05-1-3	7-15-08	1333		1	

Matrix: SW (Surface Water) · GW (Ground Water) · WW (Waste Water) · DW (Drinking Water) · SL (Sludge) · SO (Soil) · OL (Oil) · Other

REMARKS/ SAMPLE DISCLOSURES

Fed ex 7993 5287 2402

PAGE 1 of 1

Please refer to ACZ's terms & conditions located on the reverse side of this COC.

RELINQUISHED BY:	DATE:TIME	RECEIVED BY:	DATE:TIME
[signature]	7-15-08 1439	To Fed ex [signature]	7-17-08 10:50

FRMAD050.03.05.02 White - Return with sample. Yellow - Retain for your records.

ACZ Laboratories, Inc.

2773 Downhill Drive Steamboat Springs, CO 80487 (800) 334-5493

Analytical Quote

Accounts Payable
FMI Gold & Copper - Sierrita
P.O. Box 2671
Phoenix, AZ 85002-2671

7/8/2008

Quote Number: SOIL-GPL

Matrix: Soil — Sierrita Soil Sampling Program

Parameter	Method	Detection Limit	Cost/Sample
Metals Analysis			
Antimony, total (3050)	M6020 ICP-MS	0.04 mg/Kg	$13.50
Arsenic, total (3050)	M6020 ICP-MS	0.05 mg/Kg	$13.50
Barium, total (3050)	M6010B ICP	0.3 mg/Kg	$6.75
Beryllium, total (3050)	M6010B ICP	0.2 mg/Kg	$6.75
Cadmium, total (3050)	M6010B ICP	0.5 mg/Kg	$6.75
Chromium, total (3050)	M6010B ICP	1 mg/Kg	$6.75
Cobalt, total (3050)	M6010B ICP	1 mg/Kg	$6.75
Copper, total (3050)	M6010B ICP	1 mg/Kg	$6.75
Lead, total (3050)	M6020 ICP-MS	0.01 mg/Kg	$13.50
Manganese, total (3050)	M6010B ICP	0.5 mg/Kg	$6.75
Mercury, total	M7471A CVAA	0.02 mg/Kg	$17.25
Molybdenum, total (3050)	M6010B ICP	1 mg/Kg	$6.75
Nickel, total (3050)	M6010B ICP	1 mg/Kg	$6.75
Selenium, total (3050)	M6020 ICP-MS	0.01 mg/Kg	$13.50
Thallium, total (3050)	M6020 ICP-MS	0.01 mg/Kg	$13.50
Uranium, total (3050)	M6020 ICP-MS	0.01 mg/Kg	$13.50
Zinc, total (3050)	M6010B ICP	1 mg/Kg	$6.75
Misc.			
Electronic Data Deliverable			$0.00
Quality Control Summary			$0.00
Sample Preparation			
Air Dry at 34 Degrees C	USDA No. 1, 1972		$5.25
Digestion - Alkaline	M3060A		$99.98
Digestion - Hot Plate	M3050B ICP-MS		$10.50
Sieve-2000 um (2.0mm)	ASA No.9, 15-4.2.2		$8.25
Soil Analysis			
Solids, Percent	CLPSOW390, PART F, D-98	0.1 %	$5.25
Wet Chemistry			
Chromium, Hexavalent (3060)	M7196A	0.005 mg/Kg	$28.00
		Cost/Sample:	**$322.98**

Pricing includes standard deliverables and turnaround. Includes a QC Summary and default electronic data deliverable.
Method detection limits are estimates and may be elevated depending on sample matrix.

REPAD.09.06.05.01 D/ 21 P/

ACZ Laboratories, Inc.
2773 Downhill Drive Steamboat Springs, CO 80487 (800) 334-5493

Analytical Report

August 08, 2008

Report to:
Ned Hall
FMI Gold & Copper - Sierrita
P.O. Box 527 6200 W. Duval Mine Rd.
Green Valley, AZ 85622-0527

Bill to:
Accounts Payable
FMI Gold & Copper - Sierrita
P.O. Box 2671
Phoenix, AZ 85002-2671

cc: Steve Vaughn

Project ID: OJ07R9
ACZ Project ID: L70544

Ned Hall:

Enclosed are the analytical results for sample(s) submitted to ACZ Laboratories, Inc. (ACZ) on July 17, 2008. This project has been assigned to ACZ's project number, L70544. Please reference this number in all future inquiries.

All analyses were performed according to ACZ's Quality Assurance Plan, version 12.0. The enclosed results relate only to the samples received under L70544. Each section of this report has been reviewed and approved by the appropriate Laboratory Supervisor, or a qualified substitute.

Except as noted, the test results for the methods and parameters listed on ACZ's current NELAC certificate letter (#ACZ) meet all requirements of NELAC.

This report shall be used or copied only in its entirety. ACZ is not responsible for the consequences arising from the use of a partial report.

All samples and sub-samples associated with this project will be disposed of after September 08, 2008. If the samples are determined to be hazardous, additional charges apply for disposal (typically less than $10/sample). If you would like the samples to be held longer than ACZ's stated policy or to be returned, please contact your Project Manager or Customer Service Representative for further details and associated costs. ACZ retains analytical reports for five years.

If you have any questions or other needs, please contact your Project Manager.

S. Habermehl

Scott Habermehl has reviewed
and approved this report.

ACZ Laboratories, Inc.
2773 Downhill Drive Steamboat Springs, CO 80487 (800) 334-5493

Inorganic Analytical Results

FMI Gold & Copper - Sierrita
Project ID: OJ07R9
Sample ID: CP-SD-01-0-1.5

ACZ Sample ID: ***L70544-01***
Date Sampled: *07/16/08 08:30*
Date Received: *07/17/08*
Sample Matrix: *Soil*

Metals Analysis

Parameter	EPA Method	Result	Qual	XQ	Units	MDL	PQL	Date	Analyst
Antimony, total (3050)	M6020 ICP-MS		U	*	mg/Kg	0.2	1	07/31/08 4:46	erf/msh
Arsenic, total (3050)	M6020 ICP-MS	2.1			mg/Kg	0.3	0.5	07/31/08 4:46	erf/msh
Barium, total (3050)	M6010B ICP	145		*	mg/Kg	0.3	2	07/31/08 13:53	nek/aeh
Beryllium, total (3050)	M6010B ICP	0.4	B		mg/Kg	0.2	1	07/31/08 13:53	nek/aeh
Cadmium, total (3050)	M6010B ICP		U		mg/Kg	0.5	2	07/31/08 13:53	nek/aeh
Chromium, total (3050)	M6010B ICP	6		*	mg/Kg	1	5	08/08/08 3:56	aeh
Cobalt, total (3050)	M6010B ICP	10		*	mg/Kg	1	5	07/31/08 13:53	nek/aeh
Copper, total (3050)	M6010B ICP	979		*	mg/Kg	1	5	07/31/08 13:53	nek/aeh
Lead, total (3050)	M6020 ICP-MS	5.49			mg/Kg	0.05	0.3	08/06/08 20:38	msh
Manganese, total (3050)	M6010B ICP	342		*	mg/Kg	0.5	3	07/31/08 13:53	nek/aeh
Mercury, total	M7471A CVAA		U		mg/Kg	0.04	0.2	07/25/08 21:13	pmc
Molybdenum, total (3050)	M6010B ICP	121		*	mg/Kg	1	5	07/31/08 13:53	nek/aeh
Nickel, total (3050)	M6010B ICP	8			mg/Kg	1	5	07/31/08 13:53	nek/aeh
Selenium, total (3050)	M6020 ICP-MS	0.37			mg/Kg	0.05	0.3	08/06/08 20:38	msh
Thallium, total (3050)	M6020 ICP-MS	0.23	B	*	mg/Kg	0.05	0.3	07/31/08 4:46	erf/msh
Uranium, total (3050)	M6020 ICP-MS	4.04		*	mg/Kg	0.05	0.3	07/31/08 4:46	erf/msh
Zinc, total (3050)	M6010B ICP	49			mg/Kg	1	5	07/31/08 13:53	nek/aeh

Soil Analysis

Parameter	EPA Method	Result	Qual	XQ	Units	MDL	PQL	Date	Analyst
Solids, Percent	CLPSOW390, PART F, D-98	95.9		*	%	0.1	0.5	07/18/08 1:32	brd/mjc

Soil Preparation

Parameter	EPA Method	Result	Qual	XQ	Units	MDL	PQL	Date	Analyst
Air Dry at 34 Degrees C	USDA No. 1, 1972			*				07/17/08 15:29	mjc
Digestion - Hot Plate	M3050B ICP-MS							08/04/08 14:22	lwt
Sieve-2000 um (2.0mm)	ASA No.9, 15-4.2.2			*				07/24/08 7:45	bjl

Arizona license number: AZ0102

** Please refer to Qualifier Reports for details.*

ACZ Laboratories, Inc.
2773 Downhill Drive Steamboat Springs, CO 80487 (800) 334-5493

Inorganic Analytical Results

FMI Gold & Copper - Sierrita
Project ID: OJ07R9
Sample ID: CP-SD-01-1.5-3.0

ACZ Sample ID: ***L70544-02***
Date Sampled: *07/16/08 08:30*
Date Received: *07/17/08*
Sample Matrix: *Soil*

Metals Analysis

Parameter	EPA Method	Result	Qual	XQ	Units	MDL	PQL	Date	Analyst
Antimony, total (3050)	M6020 ICP-MS		U	*	mg/Kg	0.2	1	07/31/08 4:53	erf/msh
Arsenic, total (3050)	M6020 ICP-MS	1.0			mg/Kg	0.3	0.5	07/31/08 4:53	erf/msh
Barium, total (3050)	M6010B ICP	140		*	mg/Kg	0.3	2	07/31/08 13:57	nek/aeh
Beryllium, total (3050)	M6010B ICP	0.4	B		mg/Kg	0.2	1	07/31/08 13:57	nek/aeh
Cadmium, total (3050)	M6010B ICP		U		mg/Kg	0.5	2	07/31/08 13:57	nek/aeh
Chromium, total (3050)	M6010B ICP	6		*	mg/Kg	1	5	08/08/08 3:59	aeh
Cobalt, total (3050)	M6010B ICP	9		*	mg/Kg	1	5	07/31/08 13:57	nek/aeh
Copper, total (3050)	M6010B ICP	253		*	mg/Kg	1	5	07/31/08 13:57	nek/aeh
Lead, total (3050)	M6020 ICP-MS	1.72			mg/Kg	0.05	0.3	08/06/08 20:44	msh
Manganese, total (3050)	M6010B ICP	314		*	mg/Kg	0.5	3	07/31/08 13:57	nek/aeh
Mercury, total	M7471A CVAA		U		mg/Kg	0.04	0.2	07/25/08 21:15	pmc
Molybdenum, total (3050)	M6010B ICP	4	B	*	mg/Kg	1	5	07/31/08 13:57	nek/aeh
Nickel, total (3050)	M6010B ICP	8			mg/Kg	1	5	07/31/08 13:57	nek/aeh
Selenium, total (3050)	M6020 ICP-MS	0.08	B		mg/Kg	0.05	0.3	08/06/08 20:44	msh
Thallium, total (3050)	M6020 ICP-MS	0.25	B	*	mg/Kg	0.05	0.3	07/31/08 4:53	erf/msh
Uranium, total (3050)	M6020 ICP-MS	2.34		*	mg/Kg	0.05	0.3	07/31/08 4:53	erf/msh
Zinc, total (3050)	M6010B ICP	30			mg/Kg	1	5	07/31/08 13:57	nek/aeh

Soil Analysis

Parameter	EPA Method	Result	Qual	XQ	Units	MDL	PQL	Date	Analyst
Solids, Percent	CLPSOW390, PART F, D-98	97.3		*	%	0.1	0.5	07/18/08 2:22	brd/mjc

Soil Preparation

Parameter	EPA Method	Result	Qual	XQ	Units	MDL	PQL	Date	Analyst
Air Dry at 34 Degrees C	USDA No. 1, 1972			*				07/17/08 15:30	mjc
Digestion - Hot Plate	M3050B ICP-MS							08/04/08 14:40	lwt
Sieve-2000 um (2.0mm)	ASA No.9, 15-4.2.2			*				07/24/08 7:46	bjl

Arizona license number: AZ0102

** Please refer to Qualifier Reports for details.*

ACZ Laboratories, Inc.
2773 Downhill Drive Steamboat Springs, CO 80487 (800) 334-5493

Inorganic Analytical Results

FMI Gold & Copper - Sierrita
Project ID: OJ07R9
Sample ID: CP-SD-02-0-1.5

ACZ Sample ID: ***L70544-03***
Date Sampled: *07/16/08 09:08*
Date Received: *07/17/08*
Sample Matrix: *Soil*

Metals Analysis

Parameter	EPA Method	Result	Qual	XQ	Units	MDL	PQL	Date	Analyst
Antimony, total (3050)	M6020 ICP-MS		U	*	mg/Kg	0.2	1	07/31/08 5:00	erf/msh
Arsenic, total (3050)	M6020 ICP-MS	1.1			mg/Kg	0.3	0.5	07/31/08 5:00	erf/msh
Barium, total (3050)	M6010B ICP	117		*	mg/Kg	0.3	2	07/31/08 14:00	nek/aeh
Beryllium, total (3050)	M6010B ICP		U		mg/Kg	0.2	1	07/31/08 14:00	nek/aeh
Cadmium, total (3050)	M6010B ICP		U		mg/Kg	0.5	2	07/31/08 14:00	nek/aeh
Chromium, total (3050)	M6010B ICP	3	B	*	mg/Kg	1	5	08/08/08 4:03	aeh
Cobalt, total (3050)	M6010B ICP	6		*	mg/Kg	1	5	07/31/08 14:00	nek/aeh
Copper, total (3050)	M6010B ICP	451		*	mg/Kg	1	5	07/31/08 14:00	nek/aeh
Lead, total (3050)	M6020 ICP-MS	4.00			mg/Kg	0.05	0.3	08/06/08 20:50	msh
Manganese, total (3050)	M6010B ICP	207		*	mg/Kg	0.5	3	07/31/08 14:00	nek/aeh
Mercury, total	M7471A CVAA		U		mg/Kg	0.04	0.2	07/25/08 21:18	pmc
Molybdenum, total (3050)	M6010B ICP	32		*	mg/Kg	1	5	07/31/08 14:00	nek/aeh
Nickel, total (3050)	M6010B ICP	6			mg/Kg	1	5	07/31/08 14:00	nek/aeh
Selenium, total (3050)	M6020 ICP-MS	0.31			mg/Kg	0.05	0.3	08/06/08 20:50	msh
Thallium, total (3050)	M6020 ICP-MS	0.18	B	*	mg/Kg	0.05	0.3	07/31/08 5:00	erf/msh
Uranium, total (3050)	M6020 ICP-MS	2.50		*	mg/Kg	0.05	0.3	07/31/08 5:00	erf/msh
Zinc, total (3050)	M6010B ICP	31			mg/Kg	1	5	07/31/08 14:00	nek/aeh

Soil Analysis

Parameter	EPA Method	Result	Qual	XQ	Units	MDL	PQL	Date	Analyst
Solids, Percent	CLPSOW390, PART F, D-98	95.8		*	%	0.1	0.5	07/18/08 3:11	brd/mjc

Soil Preparation

Parameter	EPA Method	Result	Qual	XQ	Units	MDL	PQL	Date	Analyst
Air Dry at 34 Degrees C	USDA No. 1, 1972			*				07/17/08 15:32	mjc
Digestion - Hot Plate	M3050B ICP-MS							08/04/08 14:57	lwt
Sieve-2000 um (2.0mm)	ASA No.9, 15-4.2.2			*				07/24/08 7:48	bjl

Arizona license number: AZ0102

** Please refer to Qualifier Reports for details.*

ACZ Laboratories, Inc.
2773 Downhill Drive Steamboat Springs, CO 80487 (800) 334-5493

Inorganic Analytical Results

FMI Gold & Copper - Sierrita
Project ID: OJ07R9
Sample ID: CP-SD-02-1.5-3.0

ACZ Sample ID: ***L70544-04***
Date Sampled: *07/16/08 09:08*
Date Received: *07/17/08*
Sample Matrix: *Soil*

Metals Analysis

Parameter	EPA Method	Result	Qual	XQ	Units	MDL	PQL	Date	Analyst
Antimony, total (3050)	M6020 ICP-MS		U	*	mg/Kg	0.2	1	07/31/08 5:07	erf/msh
Arsenic, total (3050)	M6020 ICP-MS	1.5			mg/Kg	0.3	0.5	07/31/08 5:07	erf/msh
Barium, total (3050)	M6010B ICP	41.1		*	mg/Kg	0.3	2	07/31/08 14:10	nek/aeh
Beryllium, total (3050)	M6010B ICP	0.3	B		mg/Kg	0.2	1	07/31/08 14:10	nek/aeh
Cadmium, total (3050)	M6010B ICP		U		mg/Kg	0.5	2	07/31/08 14:10	nek/aeh
Chromium, total (3050)	M6010B ICP	2	B	*	mg/Kg	1	5	08/08/08 4:14	aeh
Cobalt, total (3050)	M6010B ICP	3	B	*	mg/Kg	1	5	07/31/08 14:10	nek/aeh
Copper, total (3050)	M6010B ICP	780		*	mg/Kg	1	5	07/31/08 14:10	nek/aeh
Lead, total (3050)	M6020 ICP-MS	3.78			mg/Kg	0.05	0.3	08/06/08 20:57	msh
Manganese, total (3050)	M6010B ICP	148		*	mg/Kg	0.5	3	07/31/08 14:10	nek/aeh
Mercury, total	M7471A CVAA		U		mg/Kg	0.04	0.2	07/25/08 21:20	pmc
Molybdenum, total (3050)	M6010B ICP	18		*	mg/Kg	1	5	07/31/08 14:10	nek/aeh
Nickel, total (3050)	M6010B ICP	2	B		mg/Kg	1	5	07/31/08 14:10	nek/aeh
Selenium, total (3050)	M6020 ICP-MS	0.21	B		mg/Kg	0.05	0.3	08/06/08 20:57	msh
Thallium, total (3050)	M6020 ICP-MS		U	*	mg/Kg	0.05	0.3	07/31/08 5:07	erf/msh
Uranium, total (3050)	M6020 ICP-MS	2.82		*	mg/Kg	0.05	0.3	07/31/08 5:07	erf/msh
Zinc, total (3050)	M6010B ICP	30			mg/Kg	1	5	07/31/08 14:10	nek/aeh

Soil Analysis

Parameter	EPA Method	Result	Qual	XQ	Units	MDL	PQL	Date	Analyst
Solids, Percent	CLPSOW390, PART F, D-98	93.1		*	%	0.1	0.5	07/18/08 4:01	brd/mjc

Soil Preparation

Parameter	EPA Method	Result	Qual	XQ	Units	MDL	PQL	Date	Analyst
Air Dry at 34 Degrees C	USDA No. 1, 1972			*				07/17/08 15:34	mjc
Digestion - Hot Plate	M3050B ICP-MS							08/04/08 15:15	lwt
Sieve-2000 um (2.0mm)	ASA No.9, 15-4.2.2			*				07/24/08 7:50	bjl

Arizona license number: AZ0102

** Please refer to Qualifier Reports for details.*

ACZ Laboratories, Inc.
2773 Downhill Drive Steamboat Springs, CO 80487 (800) 334-5493

Inorganic Analytical Results

FMI Gold & Copper - Sierrita
Project ID: OJ07R9
Sample ID: CP-SD-06-0-1.5

ACZ Sample ID: ***L70544-05***
Date Sampled: *07/16/08 09:26*
Date Received: *07/17/08*
Sample Matrix: *Soil*

Metals Analysis

Parameter	EPA Method	Result	Qual	XQ	Units	MDL	PQL	Date	Analyst
Antimony, total (3050)	M6020 ICP-MS		U	*	mg/Kg	0.2	1	07/31/08 5:14	erf/msh
Arsenic, total (3050)	M6020 ICP-MS	3.7			mg/Kg	0.3	0.5	07/31/08 5:14	erf/msh
Barium, total (3050)	M6010B ICP	177		*	mg/Kg	0.3	2	07/31/08 14:13	nek/aeh
Beryllium, total (3050)	M6010B ICP	0.7	B		mg/Kg	0.2	1	07/31/08 14:13	nek/aeh
Cadmium, total (3050)	M6010B ICP		U		mg/Kg	0.5	2	07/31/08 14:13	nek/aeh
Chromium, total (3050)	M6010B ICP	6		*	mg/Kg	1	5	08/08/08 4:17	aeh
Cobalt, total (3050)	M6010B ICP	17		*	mg/Kg	1	5	07/31/08 14:13	nek/aeh
Copper, total (3050)	M6010B ICP	976		*	mg/Kg	1	5	07/31/08 14:13	nek/aeh
Lead, total (3050)	M6020 ICP-MS	4.17			mg/Kg	0.05	0.3	08/06/08 21:16	msh
Manganese, total (3050)	M6010B ICP	447		*	mg/Kg	0.5	3	07/31/08 14:13	nek/aeh
Mercury, total	M7471A CVAA		U		mg/Kg	0.04	0.2	07/25/08 21:22	pmc
Molybdenum, total (3050)	M6010B ICP	43		*	mg/Kg	1	5	07/31/08 14:13	nek/aeh
Nickel, total (3050)	M6010B ICP	10			mg/Kg	1	5	07/31/08 14:13	nek/aeh
Selenium, total (3050)	M6020 ICP-MS	0.46			mg/Kg	0.05	0.3	08/06/08 21:16	msh
Thallium, total (3050)	M6020 ICP-MS	0.29	B	*	mg/Kg	0.05	0.3	07/31/08 5:14	erf/msh
Uranium, total (3050)	M6020 ICP-MS	5.54		*	mg/Kg	0.05	0.3	07/31/08 5:14	erf/msh
Zinc, total (3050)	M6010B ICP	86			mg/Kg	1	5	07/31/08 14:13	nek/aeh

Soil Analysis

Parameter	EPA Method	Result	Qual	XQ	Units	MDL	PQL	Date	Analyst
Solids, Percent	CLPSOW390, PART F, D-98	96.6		*	%	0.1	0.5	07/18/08 4:51	brd/mjc

Soil Preparation

Parameter	EPA Method	Result	Qual	XQ	Units	MDL	PQL	Date	Analyst
Air Dry at 34 Degrees C	USDA No. 1, 1972			*				07/17/08 15:36	mjc
Digestion - Hot Plate	M3050B ICP-MS							08/04/08 15:32	lwt
Sieve-2000 um (2.0mm)	ASA No.9, 15-4.2.2			*				07/24/08 7:51	bjl

Arizona license number: AZ0102

** Please refer to Qualifier Reports for details.*

ACZ Laboratories, Inc.
2773 Downhill Drive Steamboat Springs, CO 80487 (800) 334-5493

Inorganic Analytical Results

FMI Gold & Copper - Sierrita
Project ID: OJ07R9
Sample ID: CP-SD-06-1.5-3.0

ACZ Sample ID: ***L70544-06***
Date Sampled: *07/16/08 09:26*
Date Received: *07/17/08*
Sample Matrix: *Soil*

Metals Analysis

Parameter	EPA Method	Result	Qual	XQ	Units	MDL	PQL	Date	Analyst
Antimony, total (3050)	M6020 ICP-MS		U	*	mg/Kg	0.2	1	07/31/08 5:35	erf/msh
Arsenic, total (3050)	M6020 ICP-MS	4.0			mg/Kg	0.3	0.5	07/31/08 5:35	erf/msh
Barium, total (3050)	M6010B ICP	174		*	mg/Kg	0.3	2	07/31/08 14:16	nek/aeh
Beryllium, total (3050)	M6010B ICP	0.5	B		mg/Kg	0.2	1	07/31/08 14:16	nek/aeh
Cadmium, total (3050)	M6010B ICP		U		mg/Kg	0.5	2	07/31/08 14:16	nek/aeh
Chromium, total (3050)	M6010B ICP	6		*	mg/Kg	1	5	08/08/08 4:21	aeh
Cobalt, total (3050)	M6010B ICP	11		*	mg/Kg	1	5	07/31/08 14:16	nek/aeh
Copper, total (3050)	M6010B ICP	729		*	mg/Kg	1	5	07/31/08 14:16	nek/aeh
Lead, total (3050)	M6020 ICP-MS	3.75			mg/Kg	0.05	0.3	08/06/08 21:22	msh
Manganese, total (3050)	M6010B ICP	375		*	mg/Kg	0.5	3	07/31/08 14:16	nek/aeh
Mercury, total	M7471A CVAA		U		mg/Kg	0.04	0.2	07/25/08 21:24	pmc
Molybdenum, total (3050)	M6010B ICP	37		*	mg/Kg	1	5	07/31/08 14:16	nek/aeh
Nickel, total (3050)	M6010B ICP	8			mg/Kg	1	5	07/31/08 14:16	nek/aeh
Selenium, total (3050)	M6020 ICP-MS	0.26	B		mg/Kg	0.05	0.3	08/06/08 21:22	msh
Thallium, total (3050)	M6020 ICP-MS	0.28	B	*	mg/Kg	0.05	0.3	07/31/08 5:35	erf/msh
Uranium, total (3050)	M6020 ICP-MS	3.81		*	mg/Kg	0.05	0.3	07/31/08 5:35	erf/msh
Zinc, total (3050)	M6010B ICP	39			mg/Kg	1	5	07/31/08 14:16	nek/aeh

Soil Analysis

Parameter	EPA Method	Result	Qual	XQ	Units	MDL	PQL	Date	Analyst
Solids, Percent	CLPSOW390, PART F, D-98	97.5		*	%	0.1	0.5	07/18/08 5:41	brd/mjc

Soil Preparation

Parameter	EPA Method	Result	Qual	XQ	Units	MDL	PQL	Date	Analyst
Air Dry at 34 Degrees C	USDA No. 1, 1972			*				07/17/08 15:37	mjc
Digestion - Hot Plate	M3050B ICP-MS							08/04/08 15:50	lwt
Sieve-2000 um (2.0mm)	ASA No.9, 15-4.2.2			*				07/24/08 7:53	bjl

Arizona license number: AZ0102

** Please refer to Qualifier Reports for details.*

ACZ Laboratories, Inc.
2773 Downhill Drive Steamboat Springs, CO 80487 (800) 334-5493

Inorganic Analytical Results

FMI Gold & Copper - Sierrita
Project ID: OJ07R9
Sample ID: CP-SD-05-0-1.5

ACZ Sample ID: ***L70544-07***
Date Sampled: *07/16/08 09:45*
Date Received: *07/17/08*
Sample Matrix: *Soil*

Metals Analysis

Parameter	EPA Method	Result	Qual	XQ	Units	MDL	PQL	Date	Analyst
Antimony, total (3050)	M6020 ICP-MS		U	*	mg/Kg	0.2	1	07/31/08 5:42	erf/msh
Arsenic, total (3050)	M6020 ICP-MS	5.4			mg/Kg	0.3	0.5	07/31/08 5:42	erf/msh
Barium, total (3050)	M6010B ICP	123		*	mg/Kg	0.3	2	07/31/08 14:20	nek/aeh
Beryllium, total (3050)	M6010B ICP	0.6	B		mg/Kg	0.2	1	07/31/08 14:20	nek/aeh
Cadmium, total (3050)	M6010B ICP		U		mg/Kg	0.5	2	07/31/08 14:20	nek/aeh
Chromium, total (3050)	M6010B ICP	6		*	mg/Kg	1	5	08/08/08 4:25	aeh
Cobalt, total (3050)	M6010B ICP	11		*	mg/Kg	1	5	07/31/08 14:20	nek/aeh
Copper, total (3050)	M6010B ICP	561		*	mg/Kg	1	5	07/31/08 14:20	nek/aeh
Lead, total (3050)	M6020 ICP-MS	8.74			mg/Kg	0.05	0.3	08/06/08 21:29	msh
Manganese, total (3050)	M6010B ICP	343		*	mg/Kg	0.5	3	07/31/08 14:20	nek/aeh
Mercury, total	M7471A CVAA		U		mg/Kg	0.04	0.2	07/25/08 21:27	pmc
Molybdenum, total (3050)	M6010B ICP	126		*	mg/Kg	1	5	07/31/08 14:20	nek/aeh
Nickel, total (3050)	M6010B ICP	7			mg/Kg	1	5	07/31/08 14:20	nek/aeh
Selenium, total (3050)	M6020 ICP-MS	0.51			mg/Kg	0.05	0.3	08/06/08 21:29	msh
Thallium, total (3050)	M6020 ICP-MS	0.13	B	*	mg/Kg	0.05	0.3	07/31/08 5:42	erf/msh
Uranium, total (3050)	M6020 ICP-MS	3.61		*	mg/Kg	0.05	0.3	07/31/08 5:42	erf/msh
Zinc, total (3050)	M6010B ICP	43			mg/Kg	1	5	07/31/08 14:20	nek/aeh

Soil Analysis

Parameter	EPA Method	Result	Qual	XQ	Units	MDL	PQL	Date	Analyst
Solids, Percent	CLPSOW390, PART F, D-98	96.3		*	%	0.1	0.5	07/18/08 6:30	brd/mjc

Soil Preparation

Parameter	EPA Method	Result	Qual	XQ	Units	MDL	PQL	Date	Analyst
Air Dry at 34 Degrees C	USDA No. 1, 1972			*				07/17/08 15:39	mjc
Digestion - Hot Plate	M3050B ICP-MS							08/04/08 16:07	lwt
Sieve-2000 um (2.0mm)	ASA No.9, 15-4.2.2			*				07/24/08 7:55	bjl

Arizona license number: AZ0102

** Please refer to Qualifier Reports for details.*

ACZ Laboratories, Inc.
2773 Downhill Drive Steamboat Springs, CO 80487 (800) 334-5493

Inorganic Analytical Results

FMI Gold & Copper - Sierrita
Project ID: OJ07R9
Sample ID: CP-SD-05-1.5-3.0

ACZ Sample ID: ***L70544-08***
Date Sampled: *07/16/08 09:45*
Date Received: *07/17/08*
Sample Matrix: *Soil*

Metals Analysis

Parameter	EPA Method	Result	Qual	XQ	Units	MDL	PQL	Date	Analyst
Antimony, total (3050)	M6020 ICP-MS		U	*	mg/Kg	0.2	1	07/31/08 5:49	erf/msh
Arsenic, total (3050)	M6020 ICP-MS	3.6			mg/Kg	0.3	0.5	07/31/08 5:49	erf/msh
Barium, total (3050)	M6010B ICP	181		*	mg/Kg	0.3	2	07/31/08 14:23	nek/aeh
Beryllium, total (3050)	M6010B ICP	0.5	B		mg/Kg	0.2	1	07/31/08 14:23	nek/aeh
Cadmium, total (3050)	M6010B ICP		U		mg/Kg	0.5	2	07/31/08 14:23	nek/aeh
Chromium, total (3050)	M6010B ICP	6		*	mg/Kg	1	5	08/08/08 4:28	aeh
Cobalt, total (3050)	M6010B ICP	11		*	mg/Kg	1	5	07/31/08 14:23	nek/aeh
Copper, total (3050)	M6010B ICP	283		*	mg/Kg	1	5	07/31/08 14:23	nek/aeh
Lead, total (3050)	M6020 ICP-MS	4.91			mg/Kg	0.05	0.3	08/06/08 21:35	msh
Manganese, total (3050)	M6010B ICP	359		*	mg/Kg	0.5	3	07/31/08 14:23	nek/aeh
Mercury, total	M7471A CVAA		U		mg/Kg	0.04	0.2	07/25/08 21:34	pmc
Molybdenum, total (3050)	M6010B ICP	24		*	mg/Kg	1	5	07/31/08 14:23	nek/aeh
Nickel, total (3050)	M6010B ICP	8			mg/Kg	1	5	07/31/08 14:23	nek/aeh
Selenium, total (3050)	M6020 ICP-MS	0.31			mg/Kg	0.05	0.3	08/06/08 21:35	msh
Thallium, total (3050)	M6020 ICP-MS	0.17	B	*	mg/Kg	0.05	0.3	07/31/08 5:49	erf/msh
Uranium, total (3050)	M6020 ICP-MS	2.86		*	mg/Kg	0.05	0.3	07/31/08 5:49	erf/msh
Zinc, total (3050)	M6010B ICP	42			mg/Kg	1	5	07/31/08 14:23	nek/aeh

Soil Analysis

Parameter	EPA Method	Result	Qual	XQ	Units	MDL	PQL	Date	Analyst
Solids, Percent	CLPSOW390, PART F, D-98	97.1		*	%	0.1	0.5	07/18/08 7:20	brd/mjc

Soil Preparation

Parameter	EPA Method	Result	Qual	XQ	Units	MDL	PQL	Date	Analyst
Air Dry at 34 Degrees C	USDA No. 1, 1972			*				07/17/08 15:41	mjc
Digestion - Hot Plate	M3050B ICP-MS							08/04/08 16:25	lwt
Sieve-2000 um (2.0mm)	ASA No.9, 15-4.2.2			*				07/24/08 7:56	bjl

Arizona license number: AZ0102

** Please refer to Qualifier Reports for details.*

ACZ Laboratories, Inc.
2773 Downhill Drive Steamboat Springs, CO 80487 (800) 334-5493

Inorganic Analytical Results

FMI Gold & Copper - Sierrita
Project ID: OJ07R9
Sample ID: CP-SD-03-0-1.5

ACZ Sample ID: ***L70544-09***
Date Sampled: *07/16/08 09:54*
Date Received: *07/17/08*
Sample Matrix: *Soil*

Metals Analysis

Parameter	EPA Method	Result	Qual	XQ	Units	MDL	PQL	Date	Analyst
Antimony, total (3050)	M6020 ICP-MS		U	*	mg/Kg	0.2	1	07/31/08 5:56	erf/msh
Arsenic, total (3050)	M6020 ICP-MS	2.9			mg/Kg	0.3	0.5	07/31/08 5:56	erf/msh
Barium, total (3050)	M6010B ICP	95.3		*	mg/Kg	0.3	2	07/31/08 14:26	nek/aeh
Beryllium, total (3050)	M6010B ICP	0.7	B		mg/Kg	0.2	1	07/31/08 14:26	nek/aeh
Cadmium, total (3050)	M6010B ICP		U		mg/Kg	0.5	2	07/31/08 14:26	nek/aeh
Chromium, total (3050)	M6010B ICP	5		*	mg/Kg	1	5	08/08/08 4:32	aeh
Cobalt, total (3050)	M6010B ICP	7		*	mg/Kg	1	5	07/31/08 14:26	nek/aeh
Copper, total (3050)	M6010B ICP	995		*	mg/Kg	1	5	07/31/08 14:26	nek/aeh
Lead, total (3050)	M6020 ICP-MS	9.49			mg/Kg	0.05	0.3	08/06/08 21:42	msh
Manganese, total (3050)	M6010B ICP	257		*	mg/Kg	0.5	3	07/31/08 14:26	nek/aeh
Mercury, total	M7471A CVAA		U		mg/Kg	0.04	0.2	07/25/08 21:36	pmc
Molybdenum, total (3050)	M6010B ICP	114		*	mg/Kg	1	5	07/31/08 14:26	nek/aeh
Nickel, total (3050)	M6010B ICP	5			mg/Kg	1	5	07/31/08 14:26	nek/aeh
Selenium, total (3050)	M6020 ICP-MS	0.36			mg/Kg	0.05	0.3	08/06/08 21:42	msh
Thallium, total (3050)	M6020 ICP-MS	0.13	B	*	mg/Kg	0.05	0.3	07/31/08 5:56	erf/msh
Uranium, total (3050)	M6020 ICP-MS	4.05		*	mg/Kg	0.05	0.3	07/31/08 5:56	erf/msh
Zinc, total (3050)	M6010B ICP	48			mg/Kg	1	5	07/31/08 14:26	nek/aeh

Soil Analysis

Parameter	EPA Method	Result	Qual	XQ	Units	MDL	PQL	Date	Analyst
Solids, Percent	CLPSOW390, PART F, D-98	97.0		*	%	0.1	0.5	07/18/08 8:10	brd/mjc

Soil Preparation

Parameter	EPA Method	Result	Qual	XQ	Units	MDL	PQL	Date	Analyst
Air Dry at 34 Degrees C	USDA No. 1, 1972			*				07/17/08 15:43	mjc
Digestion - Hot Plate	M3050B ICP-MS							08/04/08 16:42	lwt
Sieve-2000 um (2.0mm)	ASA No.9, 15-4.2.2			*				07/24/08 7:58	bjl

Arizona license number: AZ0102

** Please refer to Qualifier Reports for details.*

ACZ Laboratories, Inc.
2773 Downhill Drive Steamboat Springs, CO 80487 (800) 334-5493

Inorganic Analytical Results

FMI Gold & Copper - Sierrita
Project ID: OJ07R9
Sample ID: CP-SD-03-1.5-3.0

ACZ Sample ID: ***L70544-10***
Date Sampled: *07/16/08 09:54*
Date Received: *07/17/08*
Sample Matrix: *Soil*

Metals Analysis

Parameter	EPA Method	Result	Qual	XQ	Units	MDL	PQL	Date	Analyst
Antimony, total (3050)	M6020 ICP-MS		U	*	mg/Kg	0.2	1	07/31/08 6:03	erf/msh
Arsenic, total (3050)	M6020 ICP-MS	1.9			mg/Kg	0.3	0.5	07/31/08 6:03	erf/msh
Barium, total (3050)	M6010B ICP	112		*	mg/Kg	0.3	2	07/31/08 14:30	nek/aeh
Beryllium, total (3050)	M6010B ICP	0.5	B		mg/Kg	0.2	1	07/31/08 14:30	nek/aeh
Cadmium, total (3050)	M6010B ICP		U		mg/Kg	0.5	2	07/31/08 14:30	nek/aeh
Chromium, total (3050)	M6010B ICP	4	B	*	mg/Kg	1	5	08/08/08 4:36	aeh
Cobalt, total (3050)	M6010B ICP	7		*	mg/Kg	1	5	07/31/08 14:30	nek/aeh
Copper, total (3050)	M6010B ICP	335		*	mg/Kg	1	5	07/31/08 14:30	nek/aeh
Lead, total (3050)	M6020 ICP-MS	5.32			mg/Kg	0.05	0.3	08/06/08 21:48	msh
Manganese, total (3050)	M6010B ICP	302		*	mg/Kg	0.5	3	07/31/08 14:30	nek/aeh
Mercury, total	M7471A CVAA		U		mg/Kg	0.04	0.2	07/25/08 21:39	pmc
Molybdenum, total (3050)	M6010B ICP	44		*	mg/Kg	1	5	07/31/08 14:30	nek/aeh
Nickel, total (3050)	M6010B ICP	6			mg/Kg	1	5	07/31/08 14:30	nek/aeh
Selenium, total (3050)	M6020 ICP-MS	0.20	B		mg/Kg	0.05	0.3	08/06/08 21:48	msh
Thallium, total (3050)	M6020 ICP-MS	0.14	B	*	mg/Kg	0.05	0.3	07/31/08 6:03	erf/msh
Uranium, total (3050)	M6020 ICP-MS	3.86		*	mg/Kg	0.05	0.3	07/31/08 6:03	erf/msh
Zinc, total (3050)	M6010B ICP	34			mg/Kg	1	5	07/31/08 14:30	nek/aeh

Soil Analysis

Parameter	EPA Method	Result	Qual	XQ	Units	MDL	PQL	Date	Analyst
Solids, Percent	CLPSOW390, PART F, D-98	97.5		*	%	0.1	0.5	07/18/08 8:59	brd/mjc

Soil Preparation

Parameter	EPA Method	Result	Qual	XQ	Units	MDL	PQL	Date	Analyst
Air Dry at 34 Degrees C	USDA No. 1, 1972			*				07/17/08 15:45	mjc
Digestion - Hot Plate	M3050B ICP-MS							08/04/08 17:00	lwt
Sieve-2000 um (2.0mm)	ASA No.9, 15-4.2.2			*				07/24/08 8:00	bjl

Arizona license number: AZ0102

** Please refer to Qualifier Reports for details.*

Report Header Explanations

Batch	A distinct set of samples analyzed at a specific time
Found	Value of the QC Type of interest
Limit	Upper limit for RPD, in %.
Lower	Lower Recovery Limit, in % (except for LCSS, mg/Kg)
MDL	Method Detection Limit. Same as Minimum Reporting Limit. Allows for instrument and annual fluctuations.
PCN/SCN	A number assigned to reagents/standards to trace to the manufacturer's certificate of analysis
PQL	Practical Quantitation Limit, typically 5 times the MDL.
QC	True Value of the Control Sample or the amount added to the Spike
Rec	Amount of the true value or spike added recovered, in % (except for LCSS, mg/Kg)
RPD	Relative Percent Difference, calculation used for Duplicate QC Types
Upper	Upper Recovery Limit, in % (except for LCSS, mg/Kg)
Sample	Value of the Sample of interest

QC Sample Types

AS	Analytical Spike (Post Digestion)	*LCSWD*	Laboratory Control Sample - Water Duplicate
ASD	Analytical Spike (Post Digestion) Duplicate	*LFB*	Laboratory Fortified Blank
CCB	Continuing Calibration Blank	*LFM*	Laboratory Fortified Matrix
CCV	Continuing Calivation Verification standard	*LFMD*	Laboratory Fortified Matrix Duplicate
DUP	Sample Duplicate	*LRB*	Laboratory Reagent Blank
ICB	Initial Calibration Blank	*MS*	Matrix Spike
ICV	Initial Calibration Verification standard	*MSD*	Matrix Spike Duplicate
ICSAB	Inter-element Correction Standard - A plus B solutions	*PBS*	Prep Blank - Soil
LCSS	Laboratory Control Sample - Soil	*PBW*	Prep Blank - Water
LCSSD	Laboratory Control Sample - Soil Duplicate	*PQV*	Practical Quantitation Verification standard
LCSW	Laboratory Control Sample - Water	*SDL*	Serial Dilution

QC Sample Type Explanations

Blanks	Verifies that there is no or minimal contamination in the prep method or calibration procedure.
Control Samples	Verifies the accuracy of the method, including the prep procedure.
Duplicates	Verifies the precision of the instrument and/or method.
Spikes/Fortified Matrix	Determines sample matrix interferences, if any.
Standard	Verifies the validity of the calibration.

ACZ Qualifiers (Qual)

B	Analyte concentration detected at a value between MDL and PQL.
H	Analysis exceeded method hold time. pH is a field test with an immediate hold time.
U	Analyte was analyzed for but not detected at the indicated MDL

Method References

(1) EPA 600/4-83-020. Methods for Chemical Analysis of Water and Wastes, March 1983.
(2) EPA 600/R-93-100. Methods for the Determination of Inorganic Substances in Environmental Samples, August 1993.
(3) EPA 600/R-94-111. Methods for the Determination of Metals in Environmental Samples - Supplement I, May 1994.
(5) EPA SW-846. Test Methods for Evaluating Solid Waste, Third Edition with Update III, December 1996.
(6) Standard Methods for the Examination of Water and Wastewater, 19th edition, 1995.

Comments

(1) QC results calculated from raw data. Results may vary slightly if the rounded values are used in the calculations.
(2) Soil, Sludge, and Plant matrices for Inorganic analyses are reported on a dry weight basis.
(3) Animal matrices for Inorganic analyses are reported on an "as received" basis.

FMI Gold & Copper - Sierrita
Project ID: OJ07R9

ACZ Project ID: ***L70544***

Antimony, total (3050) M6020 ICP-MS

ACZ ID	Type	Analyzed	PCN/SCN	QC	Sample	Found	Units	Rec	Lower	Upper	RPD	Limit	Qual
WG249106													
WG249106ICV	ICV	07/31/08 2:19	MS080722-4	.02006		.02065	mg/L	102.9	90	110			
WG249106ICB	ICB	07/31/08 2:26				U	mg/L		-0.0012	0.0012			
WG248690PBS	PBS	07/31/08 2:55				U	mg/Kg		-0.6	0.6			
WG248690LCSS	LCSS	07/31/08 3:02	PCN30060	101		104.6	mg/Kg		16.7	185			
WG248690LCSSD	LCSSD	07/31/08 3:09	PCN30060	101		108.2	mg/Kg		16.7	185	3.4	20	
L70543-02MS	MS	07/31/08 3:36	MS080707-3	5.1	.4	2.05	mg/Kg	32.4	75	125			M2
L70543-02MSD	MSD	07/31/08 3:43	MS080707-3	5.1	.4	2.18	mg/Kg	34.9	75	125	6.15	20	M2

Arsenic, total (3050) M6020 ICP-MS

ACZ ID	Type	Analyzed	PCN/SCN	QC	Sample	Found	Units	Rec	Lower	Upper	RPD	Limit	Qual
WG249106													
WG249106ICV	ICV	07/31/08 2:19	MS080722-4	.05		.05061	mg/L	101.2	90	110			
WG249106ICB	ICB	07/31/08 2:26				U	mg/L		-0.0015	0.0015			
WG248690PBS	PBS	07/31/08 2:55				U	mg/Kg		-0.9	0.9			
WG248690LCSS	LCSS	07/31/08 3:02	PCN30060	156		146.2	mg/Kg		124	188			
WG248690LCSSD	LCSSD	07/31/08 3:09	PCN30060	156		160.8	mg/Kg		124	188	9.5	20	
L70543-02MS	MS	07/31/08 3:36	MS080707-3	25.5	12.3	36.17	mg/Kg	93.6	75	125			
L70543-02MSD	MSD	07/31/08 3:43	MS080707-3	25.5	12.3	40.32	mg/Kg	109.9	75	125	10.85	20	

Barium, total (3050) M6010B ICP

ACZ ID	Type	Analyzed	PCN/SCN	QC	Sample	Found	Units	Rec	Lower	Upper	RPD	Limit	Qual
WG248994													
WG248994ICV	ICV	07/31/08 11:44	II080717-1	2		2.1044	mg/L	105.2	90	110			
WG248994ICB	ICB	07/31/08 11:47				U	mg/L		-0.009	0.009			
WG249097													
WG248690PBS	PBS	07/31/08 13:01				U	mg/Kg		-0.9	0.9			
WG248690LCSS	LCSS	07/31/08 13:04	PCN30060	362		373.72	mg/Kg		299	424			
WG248690LCSSD	LCSSD	07/31/08 13:07	PCN30060	362		404.41	mg/Kg		299	424	7.9	20	
L70543-01MS	MS	07/31/08 13:17	II080708-3	52	654	512.28	mg/Kg	-272.5	75	125			M3
L70543-01MSD	MSD	07/31/08 13:20	II080708-3	52	654	413.89	mg/Kg	-461.8	75	125	21.25	20	M3 RD

Beryllium, total (3050) M6010B ICP

ACZ ID	Type	Analyzed	PCN/SCN	QC	Sample	Found	Units	Rec	Lower	Upper	RPD	Limit	Qual
WG248994													
WG248994ICV	ICV	07/31/08 11:44	II080717-1	2		1.9844	mg/L	99.2	90	110			
WG248994ICB	ICB	07/31/08 11:47				U	mg/L		-0.006	0.006			
WG249097													
WG248690PBS	PBS	07/31/08 13:01				U	mg/Kg		-0.6	0.6			
WG248690LCSS	LCSS	07/31/08 13:04	PCN30060	140		143.96	mg/Kg		115	166			
WG248690LCSSD	LCSSD	07/31/08 13:07	PCN30060	140		156.27	mg/Kg		115	166	8.2	20	
L70543-01MS	MS	07/31/08 13:17	II080708-3	52	1.3	54.24	mg/Kg	101.8	75	125			
L70543-01MSD	MSD	07/31/08 13:20	II080708-3	52	1.3	54.63	mg/Kg	102.6	75	125	0.72	20	

FMI Gold & Copper - Sierrita
Project ID: OJ07R9

ACZ Project ID: ***L70544***

Cadmium, total (3050) M6010B ICP

ACZ ID	Type	Analyzed	PCN/SCN	QC	Sample	Found	Units	Rec	Lower	Upper	RPD	Limit	Qual
WG248994													
WG248994ICV	ICV	07/31/08 11:44	II080717-1	2		1.9592	mg/L	98	90	110			
WG248994ICB	ICB	07/31/08 11:47				U	mg/L		-0.015	0.015			
WG249097													
WG248690PBS	PBS	07/31/08 13:01				U	mg/Kg		-1.5	1.5			
WG248690LCSS	LCSS	07/31/08 13:04	PCN30060	141		138.37	mg/Kg		114	169			
WG248690LCSSD	LCSSD	07/31/08 13:07	PCN30060	141		145.54	mg/Kg		114	169	5.1	20	
L70543-01MS	MS	07/31/08 13:17	II080708-3	52	U	47.69	mg/Kg	91.7	75	125			
L70543-01MSD	MSD	07/31/08 13:20	II080708-3	52	U	47.99	mg/Kg	92.3	75	125	0.63	20	

Chromium, total (3050) M6010B ICP

ACZ ID	Type	Analyzed	PCN/SCN	QC	Sample	Found	Units	Rec	Lower	Upper	RPD	Limit	Qual
WG249597													
WG249597ICV	ICV	08/08/08 2:39	II080717-1	2		1.969	mg/L	98.5	90	110			
WG249597ICB	ICB	08/08/08 2:43				U	mg/L		-0.03	0.03			
WG249340PBS	PBS	08/08/08 2:57				U	mg/Kg		-3	3			
WG249340LCSS	LCSS	08/08/08 3:01	PCN30060	76.3		80.2	mg/Kg		61.5	91			
WG249340LCSSD	LCSSD	08/08/08 3:05	PCN30060	76.3		78.8	mg/Kg		61.5	91	1.8	20	
L70543-01MS	MS	08/08/08 3:16	II080730-2	52	8	51.8	mg/Kg	84.2	75	125			
L70543-01MSD	MSD	08/08/08 3:19	II080730-2	52	8	53.8	mg/Kg	88.1	75	125	3.79	20	

Cobalt, total (3050) M6010B ICP

ACZ ID	Type	Analyzed	PCN/SCN	QC	Sample	Found	Units	Rec	Lower	Upper	RPD	Limit	Qual
WG248994													
WG248994ICV	ICV	07/31/08 11:44	II080717-1	2		1.92	mg/L	96	90	110			
WG248994ICB	ICB	07/31/08 11:47				U	mg/L		-0.03	0.03			
WG249097													
WG248690PBS	PBS	07/31/08 13:01				U	mg/Kg		-3	3			
WG248690LCSS	LCSS	07/31/08 13:04	PCN30060	83.9		83.7	mg/Kg		68.1	99.7			
WG248690LCSSD	LCSSD	07/31/08 13:07	PCN30060	83.9		88.4	mg/Kg		68.1	99.7	5.5	20	
L70543-01MS	MS	07/31/08 13:17	II080708-3	52	8	56.5	mg/Kg	93.3	75	125			
L70543-01MSD	MSD	07/31/08 13:20	II080708-3	52	8	57.5	mg/Kg	95.2	75	125	1.75	20	

Copper, total (3050) M6010B ICP

ACZ ID	Type	Analyzed	PCN/SCN	QC	Sample	Found	Units	Rec	Lower	Upper	RPD	Limit	Qual
WG248994													
WG248994ICV	ICV	07/31/08 11:44	II080717-1	2		2.033	mg/L	101.7	90	110			
WG248994ICB	ICB	07/31/08 11:47				U	mg/L		-0.03	0.03			
WG249097													
WG248690PBS	PBS	07/31/08 13:01				U	mg/Kg		-3	3			
WG248690LCSS	LCSS	07/31/08 13:04	PCN30060	77.2		79.3	mg/Kg		62.9	91.5			
WG248690LCSSD	LCSSD	07/31/08 13:07	PCN30060	77.2		86.9	mg/Kg		62.9	91.5	9.1	20	
L70543-01MS	MS	07/31/08 13:17	II080708-3	52	1390	1486.7	mg/Kg	186	75	125			M3
L70543-01MSD	MSD	07/31/08 13:20	II080708-3	52	1390	1447.8	mg/Kg	111.2	75	125	2.65	20	

FMI Gold & Copper - Sierrita
Project ID: OJ07R9

ACZ Project ID: ***L70544***

Lead, total (3050) M6020 ICP-MS

ACZ ID	Type	Analyzed	PCN/SCN	QC	Sample	Found	Units	Rec	Lower	Upper	RPD	Limit	Qual
WG249415													
WG249415ICV	ICV	08/06/08 18:29	MS080722-4	.05		.0505	mg/L	101	90	110			
WG249415ICB	ICB	08/06/08 18:36				U	mg/L		-0.0003	0.0003			
WG249340PBS	PBS	08/06/08 19:02				U	mg/Kg		-0.15	0.15			
WG249340LCSS	LCSS	08/06/08 19:08	PCN30060	72.9		70.85	mg/Kg		56.5	89.2			
WG249340LCSSD	LCSSD	08/06/08 19:14	PCN30060	72.9		71.75	mg/Kg		56.5	89.2	1.3	20	
L70543-02MS	MS	08/06/08 19:34	MS080707-3	25.5	7.4	31.345	mg/Kg	93.9	75	125			
L70543-02MSD	MSD	08/06/08 19:40	MS080707-3	25.5	7.4	30.845	mg/Kg	91.9	75	125	1.61	20	

Manganese, total (3050) M6010B ICP

ACZ ID	Type	Analyzed	PCN/SCN	QC	Sample	Found	Units	Rec	Lower	Upper	RPD	Limit	Qual
WG248994													
WG248994ICV	ICV	07/31/08 11:44	II080717-1	2		1.9937	mg/L	99.7	90	110			
WG248994ICB	ICB	07/31/08 11:47				U	mg/L		-0.015	0.015			
WG249097													
WG248690PBS	PBS	07/31/08 13:01				U	mg/Kg		-1.5	1.5			
WG248690LCSS	LCSS	07/31/08 13:04	PCN30060	466		486.93	mg/Kg		379	552			
WG248690LCSSD	LCSSD	07/31/08 13:07	PCN30060	466		507.29	mg/Kg		379	552	4.1	20	
L70543-01MS	MS	07/31/08 13:17	II080708-3	52	297	396.81	mg/Kg	191.9	75	125			M3
L70543-01MSD	MSD	07/31/08 13:20	II080708-3	52	297	349.12	mg/Kg	100.2	75	125	12.79	20	

Mercury, total M7471A CVAA

ACZ ID	Type	Analyzed	PCN/SCN	QC	Sample	Found	Units	Rec	Lower	Upper	RPD	Limit	Qual
WG248682													
WG248682ICV	ICV	07/25/08 20:33	II080721-4	.01002		.00979	mg/L	97.7	90	110			
WG248682ICB	ICB	07/25/08 20:35				U	mg/L		-0.0006	0.0006			
WG248682PBS	PBS	07/25/08 20:38				U	mg/Kg		-0.12	0.12			
WG248682LCSS	LCSS	07/25/08 20:40	PCN28813	5.8		5.85	mg/Kg		3.83	7.69			
WG248682LCSSD	LCSSD	07/25/08 20:42	PCN28813	5.8		6.11	mg/Kg		3.83	7.69	4.3	20	
L70543-01MS	MS	07/25/08 20:47	II080701-4	1.195	.06	1.264	mg/Kg	100.8	85	115			
L70543-01MSD	MSD	07/25/08 20:49	II080701-4	1.185	.06	1.283	mg/Kg	103.2	85	115	1.49	20	

Molybdenum, total (3050) M6010B ICP

ACZ ID	Type	Analyzed	PCN/SCN	QC	Sample	Found	Units	Rec	Lower	Upper	RPD	Limit	Qual
WG248994													
WG248994ICV	ICV	07/31/08 11:44	II080717-1	2		1.998	mg/L	99.9	90	110			
WG248994ICB	ICB	07/31/08 11:47				U	mg/L		-0.03	0.03			
WG249097													
WG248690PBS	PBS	07/31/08 13:01				U	mg/Kg		-3	3			
WG248690LCSS	LCSS	07/31/08 13:04	PCN30060	1700		181.4	mg/Kg		132	208			
WG248690LCSSD	LCSSD	07/31/08 13:07	PCN30060	1700		189	mg/Kg		132	208	4.1	20	
L70543-01MS	MS	07/31/08 13:17	II080708-3	52	15	61.6	mg/Kg	89.6	75	125			
L70543-01MSD	MSD	07/31/08 13:20	II080708-3	52	15	61.8	mg/Kg	90	75	125	0.32	20	

FMI Gold & Copper - Sierrita
Project ID: OJ07R9

ACZ Project ID: ***L70544***

Nickel, total (3050) M6010B ICP

ACZ ID	Type	Analyzed	PCN/SCN	QC	Sample	Found	Units	Rec	Lower	Upper	RPD	Limit	Qual
WG248994													
WG248994ICV	ICV	07/31/08 11:44	II080717-1	2		1.922	mg/L	96.1	90	110			
WG248994ICB	ICB	07/31/08 11:47				U	mg/L		-0.03	0.03			
WG249097													
WG248690PBS	PBS	07/31/08 13:01				U	mg/Kg		-3	3			
WG248690LCSS	LCSS	07/31/08 13:04	PCN30060	84.3		83.4	mg/Kg		66.3	102			
WG248690LCSSD	LCSSD	07/31/08 13:07	PCN30060	84.3		87.7	mg/Kg		66.3	102	5	20	
L70543-01MS	MS	07/31/08 13:17	II080708-3	52	8	56.8	mg/Kg	93.8	75	125			
L70543-01MSD	MSD	07/31/08 13:20	II080708-3	52	8	56.5	mg/Kg	93.3	75	125	0.53	20	

Selenium, total (3050) M6020 ICP-MS

ACZ ID	Type	Analyzed	PCN/SCN	QC	Sample	Found	Units	Rec	Lower	Upper	RPD	Limit	Qual
WG249415													
WG249415ICV	ICV	08/06/08 18:29	MS080722-4	.05		.05133	mg/L	102.7	90	110			
WG249415ICB	ICB	08/06/08 18:36				U	mg/L		-0.0003	0.0003			
WG249340PBS	PBS	08/06/08 19:02				U	mg/Kg		-0.15	0.15			
WG249340LCSS	LCSS	08/06/08 19:08	PCN30060	198		210.4	mg/Kg		152	244			
WG249340LCSSD	LCSSD	08/06/08 19:14	PCN30060	198		212.4	mg/Kg		152	244	0.9	20	
L70543-02MS	MS	08/06/08 19:34	MS080707-3	12.75	.69	12.352	mg/Kg	91.5	75	125			
L70543-02MSD	MSD	08/06/08 19:40	MS080707-3	12.75	.69	12.459	mg/Kg	92.3	75	125	0.86	20	

Solids, Percent CLPSOW390, PART F, D-98

ACZ ID	Type	Analyzed	PCN/SCN	QC	Sample	Found	Units	Rec	Lower	Upper	RPD	Limit	Qual
WG248307													
WG248307PBS	PBS	07/17/08 17:15				U	%		99.9	100.1			
L70543-01DUP	DUP	07/17/08 18:54			81.1	82.85	%				2.1	20	

Thallium, total (3050) M6020 ICP-MS

ACZ ID	Type	Analyzed	PCN/SCN	QC	Sample	Found	Units	Rec	Lower	Upper	RPD	Limit	Qual
WG249106													
WG249106ICV	ICV	07/31/08 2:19	MS080722-4	.05		.05246	mg/L	104.9	90	110			
WG249106ICB	ICB	07/31/08 2:26				U	mg/L		-0.0003	0.0003			
WG248690PBS	PBS	07/31/08 2:55				U	mg/Kg		-0.15	0.15			
WG248690LCSS	LCSS	07/31/08 3:02	PCN30060	218		211.8	mg/Kg		177	260			
WG248690LCSSD	LCSSD	07/31/08 3:09	PCN30060	218		230.35	mg/Kg		177	260	8.4	20	
L70543-02MS	MS	07/31/08 3:36	MS080707-3	25.551	U	24.271	mg/Kg	95	75	125			
L70543-02MSD	MSD	07/31/08 3:43	MS080707-3	25.551	U	24.541	mg/Kg	96	75	125	1.11	20	

Uranium, total (3050) M6020 ICP-MS

ACZ ID	Type	Analyzed	PCN/SCN	QC	Sample	Found	Units	Rec	Lower	Upper	RPD	Limit	Qual
WG249106													
WG249106ICV	ICV	07/31/08 2:19	MS080722-4	.05		.04965	mg/L	99.3	90	110			
WG249106ICB	ICB	07/31/08 2:26				U	mg/L		-0.0003	0.0003			
WG248690PBS	PBS	07/31/08 2:55				U	mg/Kg		-0.15	0.15			
L70543-02MS	MS	07/31/08 3:36	MS080707-3	12.75	4.29	17.814	mg/Kg	106.1	75	125			
L70543-02MSD	MSD	07/31/08 3:43	MS080707-3	12.75	4.29	17.896	mg/Kg	106.7	75	125	0.46	20	

FMI Gold & Copper - Sierrita
Project ID: OJ07R9

ACZ Project ID: ***L70544***

Zinc, total (3050) M6010B ICP

ACZ ID	Type	Analyzed	PCN/SCN	QC	Sample	Found	Units	Rec	Lower	Upper	RPD	Limit	Qual
WG248994													
WG248994ICV	ICV	07/31/08 11:44	II080717-1	2		1.972	mg/L	98.6	90	110			
WG248994ICB	ICB	07/31/08 11:47				U	mg/L		-0.03	0.03			
WG249097													
WG248690PBS	PBS	07/31/08 13:01				U	mg/Kg		-3	3			
WG248690LCSS	LCSS	07/31/08 13:04	PCN30060	204		195.4	mg/Kg		166	243			
WG248690LCSSD	LCSSD	07/31/08 13:07	PCN30060	204		214.4	mg/Kg		166	243	9.3	20	
L70543-01MS	MS	07/31/08 13:17	II080708-3	52	45	97.7	mg/Kg	101.3	75	125			
L70543-01MSD	MSD	07/31/08 13:20	II080708-3	52	45	98.7	mg/Kg	103.3	75	125	1.02	20	

FMI Gold & Copper - Sierrita ACZ Project ID: ***L70544***

ACZ ID	WORKNUM	PARAMETER	METHOD	QUAL	DESCRIPTION
L70544-01	WG249106	Antimony, total (3050)	M6020 ICP-MS	M2	Matrix spike recovery was low, the recovery of the associated control sample (LCS or LFB) was acceptable.
	WG249097	Barium, total (3050)	M6010B ICP	M3	The spike recovery value is unusable since the analyte concentration in the sample is disproportionate to the spike level. The recovery of the associated control sample (LCS or LFB) was acceptable.
			M6010B ICP	RD	For a solid matrix, the duplicate RPD (spike or matrix) exceeded the control limit, which is attributable to the non-homogeneity of the sample.
	WG249597	Chromium, total (3050)	M6010B ICP	ZG	The ICP Serial Dilution was not used for data validation because the sample concentration was less than 50 times the MDL.
	WG249097	Cobalt, total (3050)	M6010B ICP	ZG	The ICP Serial Dilution was not used for data validation because the sample concentration was less than 50 times the MDL.
		Copper, total (3050)	M6010B ICP	M3	The spike recovery value is unusable since the analyte concentration in the sample is disproportionate to the spike level. The recovery of the associated control sample (LCS or LFB) was acceptable.
		Manganese, total (3050)	M6010B ICP	M3	The spike recovery value is unusable since the analyte concentration in the sample is disproportionate to the spike level. The recovery of the associated control sample (LCS or LFB) was acceptable.
			M6010B ICP	ZH	Serial Dilution exceeded the acceptance criteria. Matrix interference [physical or chemical] is suspected.
		Molybdenum, total (3050)	M6010B ICP	ZG	The ICP Serial Dilution was not used for data validation because the sample concentration was less than 50 times the MDL.
	WG249106	Thallium, total (3050)	M6020 ICP-MS	ZB	The ICP-MS Serial Dilution was not used for data validation because the sample concentration was less than 100 times the MDL.
L70544-02	WG249106	Antimony, total (3050)	M6020 ICP-MS	M2	Matrix spike recovery was low, the recovery of the associated control sample (LCS or LFB) was acceptable.
	WG249097	Barium, total (3050)	M6010B ICP	M3	The spike recovery value is unusable since the analyte concentration in the sample is disproportionate to the spike level. The recovery of the associated control sample (LCS or LFB) was acceptable.
			M6010B ICP	RD	For a solid matrix, the duplicate RPD (spike or matrix) exceeded the control limit, which is attributable to the non-homogeneity of the sample.
	WG249597	Chromium, total (3050)	M6010B ICP	ZG	The ICP Serial Dilution was not used for data validation because the sample concentration was less than 50 times the MDL.
	WG249097	Cobalt, total (3050)	M6010B ICP	ZG	The ICP Serial Dilution was not used for data validation because the sample concentration was less than 50 times the MDL.
		Copper, total (3050)	M6010B ICP	M3	The spike recovery value is unusable since the analyte concentration in the sample is disproportionate to the spike level. The recovery of the associated control sample (LCS or LFB) was acceptable.
		Manganese, total (3050)	M6010B ICP	M3	The spike recovery value is unusable since the analyte concentration in the sample is disproportionate to the spike level. The recovery of the associated control sample (LCS or LFB) was acceptable.
			M6010B ICP	ZH	Serial Dilution exceeded the acceptance criteria. Matrix interference [physical or chemical] is suspected.
		Molybdenum, total (3050)	M6010B ICP	ZG	The ICP Serial Dilution was not used for data validation because the sample concentration was less than 50 times the MDL.
	WG249106	Thallium, total (3050)	M6020 ICP-MS	ZB	The ICP-MS Serial Dilution was not used for data validation because the sample concentration was less than 100 times the MDL.

FMI Gold & Copper - Sierrita ACZ Project ID: ***L70544***

ACZ ID	WORKNUM	PARAMETER	METHOD	QUAL	DESCRIPTION
L70544-03	WG249106	Antimony, total (3050)	M6020 ICP-MS	M2	Matrix spike recovery was low, the recovery of the associated control sample (LCS or LFB) was acceptable.
	WG249097	Barium, total (3050)	M6010B ICP	M3	The spike recovery value is unusable since the analyte concentration in the sample is disproportionate to the spike level. The recovery of the associated control sample (LCS or LFB) was acceptable.
			M6010B ICP	RD	For a solid matrix, the duplicate RPD (spike or matrix) exceeded the control limit, which is attributable to the non-homogeneity of the sample.
	WG249597	Chromium, total (3050)	M6010B ICP	ZG	The ICP Serial Dilution was not used for data validation because the sample concentration was less than 50 times the MDL.
	WG249097	Cobalt, total (3050)	M6010B ICP	ZG	The ICP Serial Dilution was not used for data validation because the sample concentration was less than 50 times the MDL.
		Copper, total (3050)	M6010B ICP	M3	The spike recovery value is unusable since the analyte concentration in the sample is disproportionate to the spike level. The recovery of the associated control sample (LCS or LFB) was acceptable.
		Manganese, total (3050)	M6010B ICP	M3	The spike recovery value is unusable since the analyte concentration in the sample is disproportionate to the spike level. The recovery of the associated control sample (LCS or LFB) was acceptable.
			M6010B ICP	ZH	Serial Dilution exceeded the acceptance criteria. Matrix interference [physical or chemical] is suspected.
		Molybdenum, total (3050)	M6010B ICP	ZG	The ICP Serial Dilution was not used for data validation because the sample concentration was less than 50 times the MDL.
	WG249106	Thallium, total (3050)	M6020 ICP-MS	ZB	The ICP-MS Serial Dilution was not used for data validation because the sample concentration was less than 100 times the MDL.
L70544-04	WG249106	Antimony, total (3050)	M6020 ICP-MS	M2	Matrix spike recovery was low, the recovery of the associated control sample (LCS or LFB) was acceptable.
	WG249097	Barium, total (3050)	M6010B ICP	M3	The spike recovery value is unusable since the analyte concentration in the sample is disproportionate to the spike level. The recovery of the associated control sample (LCS or LFB) was acceptable.
			M6010B ICP	RD	For a solid matrix, the duplicate RPD (spike or matrix) exceeded the control limit, which is attributable to the non-homogeneity of the sample.
	WG249597	Chromium, total (3050)	M6010B ICP	ZG	The ICP Serial Dilution was not used for data validation because the sample concentration was less than 50 times the MDL.
	WG249097	Cobalt, total (3050)	M6010B ICP	ZG	The ICP Serial Dilution was not used for data validation because the sample concentration was less than 50 times the MDL.
		Copper, total (3050)	M6010B ICP	M3	The spike recovery value is unusable since the analyte concentration in the sample is disproportionate to the spike level. The recovery of the associated control sample (LCS or LFB) was acceptable.
		Manganese, total (3050)	M6010B ICP	M3	The spike recovery value is unusable since the analyte concentration in the sample is disproportionate to the spike level. The recovery of the associated control sample (LCS or LFB) was acceptable.
			M6010B ICP	ZH	Serial Dilution exceeded the acceptance criteria. Matrix interference [physical or chemical] is suspected.
		Molybdenum, total (3050)	M6010B ICP	ZG	The ICP Serial Dilution was not used for data validation because the sample concentration was less than 50 times the MDL.
	WG249106	Thallium, total (3050)	M6020 ICP-MS	ZB	The ICP-MS Serial Dilution was not used for data validation because the sample concentration was less than 100 times the MDL.

FMI Gold & Copper - Sierrita ACZ Project ID: ***L70544***

ACZ ID	WORKNUM	PARAMETER	METHOD	QUAL	DESCRIPTION
L70544-05	WG249106	Antimony, total (3050)	M6020 ICP-MS	M2	Matrix spike recovery was low, the recovery of the associated control sample (LCS or LFB) was acceptable.
	WG249097	Barium, total (3050)	M6010B ICP	M3	The spike recovery value is unusable since the analyte concentration in the sample is disproportionate to the spike level. The recovery of the associated control sample (LCS or LFB) was acceptable.
			M6010B ICP	RD	For a solid matrix, the duplicate RPD (spike or matrix) exceeded the control limit, which is attributable to the non-homogeneity of the sample.
	WG249597	Chromium, total (3050)	M6010B ICP	ZG	The ICP Serial Dilution was not used for data validation because the sample concentration was less than 50 times the MDL.
	WG249097	Cobalt, total (3050)	M6010B ICP	ZG	The ICP Serial Dilution was not used for data validation because the sample concentration was less than 50 times the MDL.
		Copper, total (3050)	M6010B ICP	M3	The spike recovery value is unusable since the analyte concentration in the sample is disproportionate to the spike level. The recovery of the associated control sample (LCS or LFB) was acceptable.
		Manganese, total (3050)	M6010B ICP	M3	The spike recovery value is unusable since the analyte concentration in the sample is disproportionate to the spike level. The recovery of the associated control sample (LCS or LFB) was acceptable.
			M6010B ICP	ZH	Serial Dilution exceeded the acceptance criteria. Matrix interference [physical or chemical] is suspected.
		Molybdenum, total (3050)	M6010B ICP	ZG	The ICP Serial Dilution was not used for data validation because the sample concentration was less than 50 times the MDL.
	WG249106	Thallium, total (3050)	M6020 ICP-MS	ZB	The ICP-MS Serial Dilution was not used for data validation because the sample concentration was less than 100 times the MDL.
L70544-06	WG249106	Antimony, total (3050)	M6020 ICP-MS	M2	Matrix spike recovery was low, the recovery of the associated control sample (LCS or LFB) was acceptable.
	WG249097	Barium, total (3050)	M6010B ICP	M3	The spike recovery value is unusable since the analyte concentration in the sample is disproportionate to the spike level. The recovery of the associated control sample (LCS or LFB) was acceptable.
			M6010B ICP	RD	For a solid matrix, the duplicate RPD (spike or matrix) exceeded the control limit, which is attributable to the non-homogeneity of the sample.
	WG249597	Chromium, total (3050)	M6010B ICP	ZG	The ICP Serial Dilution was not used for data validation because the sample concentration was less than 50 times the MDL.
	WG249097	Cobalt, total (3050)	M6010B ICP	ZG	The ICP Serial Dilution was not used for data validation because the sample concentration was less than 50 times the MDL.
		Copper, total (3050)	M6010B ICP	M3	The spike recovery value is unusable since the analyte concentration in the sample is disproportionate to the spike level. The recovery of the associated control sample (LCS or LFB) was acceptable.
		Manganese, total (3050)	M6010B ICP	M3	The spike recovery value is unusable since the analyte concentration in the sample is disproportionate to the spike level. The recovery of the associated control sample (LCS or LFB) was acceptable.
			M6010B ICP	ZH	Serial Dilution exceeded the acceptance criteria. Matrix interference [physical or chemical] is suspected.
		Molybdenum, total (3050)	M6010B ICP	ZG	The ICP Serial Dilution was not used for data validation because the sample concentration was less than 50 times the MDL.
	WG249106	Thallium, total (3050)	M6020 ICP-MS	ZB	The ICP-MS Serial Dilution was not used for data validation because the sample concentration was less than 100 times the MDL.

FMI Gold & Copper - Sierrita ACZ Project ID: ***L70544***

ACZ ID	WORKNUM	PARAMETER	METHOD	QUAL	DESCRIPTION
L70544-07	WG249106	Antimony, total (3050)	M6020 ICP-MS	M2	Matrix spike recovery was low, the recovery of the associated control sample (LCS or LFB) was acceptable.
	WG249097	Barium, total (3050)	M6010B ICP	M3	The spike recovery value is unusable since the analyte concentration in the sample is disproportionate to the spike level. The recovery of the associated control sample (LCS or LFB) was acceptable.
			M6010B ICP	RD	For a solid matrix, the duplicate RPD (spike or matrix) exceeded the control limit, which is attributable to the non-homogeneity of the sample.
	WG249597	Chromium, total (3050)	M6010B ICP	ZG	The ICP Serial Dilution was not used for data validation because the sample concentration was less than 50 times the MDL.
	WG249097	Cobalt, total (3050)	M6010B ICP	ZG	The ICP Serial Dilution was not used for data validation because the sample concentration was less than 50 times the MDL.
		Copper, total (3050)	M6010B ICP	M3	The spike recovery value is unusable since the analyte concentration in the sample is disproportionate to the spike level. The recovery of the associated control sample (LCS or LFB) was acceptable.
		Manganese, total (3050)	M6010B ICP	M3	The spike recovery value is unusable since the analyte concentration in the sample is disproportionate to the spike level. The recovery of the associated control sample (LCS or LFB) was acceptable.
			M6010B ICP	ZH	Serial Dilution exceeded the acceptance criteria. Matrix interference [physical or chemical] is suspected.
		Molybdenum, total (3050)	M6010B ICP	ZG	The ICP Serial Dilution was not used for data validation because the sample concentration was less than 50 times the MDL.
	WG249106	Thallium, total (3050)	M6020 ICP-MS	ZB	The ICP-MS Serial Dilution was not used for data validation because the sample concentration was less than 100 times the MDL.
L70544-08	WG249106	Antimony, total (3050)	M6020 ICP-MS	M2	Matrix spike recovery was low, the recovery of the associated control sample (LCS or LFB) was acceptable.
	WG249097	Barium, total (3050)	M6010B ICP	M3	The spike recovery value is unusable since the analyte concentration in the sample is disproportionate to the spike level. The recovery of the associated control sample (LCS or LFB) was acceptable.
			M6010B ICP	RD	For a solid matrix, the duplicate RPD (spike or matrix) exceeded the control limit, which is attributable to the non-homogeneity of the sample.
	WG249597	Chromium, total (3050)	M6010B ICP	ZG	The ICP Serial Dilution was not used for data validation because the sample concentration was less than 50 times the MDL.
	WG249097	Cobalt, total (3050)	M6010B ICP	ZG	The ICP Serial Dilution was not used for data validation because the sample concentration was less than 50 times the MDL.
		Copper, total (3050)	M6010B ICP	M3	The spike recovery value is unusable since the analyte concentration in the sample is disproportionate to the spike level. The recovery of the associated control sample (LCS or LFB) was acceptable.
		Manganese, total (3050)	M6010B ICP	M3	The spike recovery value is unusable since the analyte concentration in the sample is disproportionate to the spike level. The recovery of the associated control sample (LCS or LFB) was acceptable.
			M6010B ICP	ZH	Serial Dilution exceeded the acceptance criteria. Matrix interference [physical or chemical] is suspected.
		Molybdenum, total (3050)	M6010B ICP	ZG	The ICP Serial Dilution was not used for data validation because the sample concentration was less than 50 times the MDL.
	WG249106	Thallium, total (3050)	M6020 ICP-MS	ZB	The ICP-MS Serial Dilution was not used for data validation because the sample concentration was less than 100 times the MDL.

FMI Gold & Copper - Sierrita ACZ Project ID: ***L70544***

ACZ ID	WORKNUM	PARAMETER	METHOD	QUAL	DESCRIPTION
L70544-09	WG249106	Antimony, total (3050)	M6020 ICP-MS	M2	Matrix spike recovery was low, the recovery of the associated control sample (LCS or LFB) was acceptable.
	WG249097	Barium, total (3050)	M6010B ICP	M3	The spike recovery value is unusable since the analyte concentration in the sample is disproportionate to the spike level. The recovery of the associated control sample (LCS or LFB) was acceptable.
			M6010B ICP	RD	For a solid matrix, the duplicate RPD (spike or matrix) exceeded the control limit, which is attributable to the non-homogeneity of the sample.
	WG249597	Chromium, total (3050)	M6010B ICP	ZG	The ICP Serial Dilution was not used for data validation because the sample concentration was less than 50 times the MDL.
	WG249097	Cobalt, total (3050)	M6010B ICP	ZG	The ICP Serial Dilution was not used for data validation because the sample concentration was less than 50 times the MDL.
		Copper, total (3050)	M6010B ICP	M3	The spike recovery value is unusable since the analyte concentration in the sample is disproportionate to the spike level. The recovery of the associated control sample (LCS or LFB) was acceptable.
		Manganese, total (3050)	M6010B ICP	M3	The spike recovery value is unusable since the analyte concentration in the sample is disproportionate to the spike level. The recovery of the associated control sample (LCS or LFB) was acceptable.
			M6010B ICP	ZH	Serial Dilution exceeded the acceptance criteria. Matrix interference [physical or chemical] is suspected.
		Molybdenum, total (3050)	M6010B ICP	ZG	The ICP Serial Dilution was not used for data validation because the sample concentration was less than 50 times the MDL.
	WG249106	Thallium, total (3050)	M6020 ICP-MS	ZB	The ICP-MS Serial Dilution was not used for data validation because the sample concentration was less than 100 times the MDL.
L70544-10	WG249106	Antimony, total (3050)	M6020 ICP-MS	M2	Matrix spike recovery was low, the recovery of the associated control sample (LCS or LFB) was acceptable.
	WG249097	Barium, total (3050)	M6010B ICP	M3	The spike recovery value is unusable since the analyte concentration in the sample is disproportionate to the spike level. The recovery of the associated control sample (LCS or LFB) was acceptable.
			M6010B ICP	RD	For a solid matrix, the duplicate RPD (spike or matrix) exceeded the control limit, which is attributable to the non-homogeneity of the sample.
	WG249597	Chromium, total (3050)	M6010B ICP	ZG	The ICP Serial Dilution was not used for data validation because the sample concentration was less than 50 times the MDL.
	WG249097	Cobalt, total (3050)	M6010B ICP	ZG	The ICP Serial Dilution was not used for data validation because the sample concentration was less than 50 times the MDL.
		Copper, total (3050)	M6010B ICP	M3	The spike recovery value is unusable since the analyte concentration in the sample is disproportionate to the spike level. The recovery of the associated control sample (LCS or LFB) was acceptable.
		Manganese, total (3050)	M6010B ICP	M3	The spike recovery value is unusable since the analyte concentration in the sample is disproportionate to the spike level. The recovery of the associated control sample (LCS or LFB) was acceptable.
			M6010B ICP	ZH	Serial Dilution exceeded the acceptance criteria. Matrix interference [physical or chemical] is suspected.
		Molybdenum, total (3050)	M6010B ICP	ZG	The ICP Serial Dilution was not used for data validation because the sample concentration was less than 50 times the MDL.
	WG249106	Thallium, total (3050)	M6020 ICP-MS	ZB	The ICP-MS Serial Dilution was not used for data validation because the sample concentration was less than 100 times the MDL.

Metals Analysis

The following parameters are not offered for certification or are not covered by NELAC certificate #ACZ.

Uranium, total (3050)	M6020 ICP-MS

Soil Analysis

The following parameters are not offered for certification or are not covered by NELAC certificate #ACZ.

Solids, Percent	CLPSOW390, PART F, D-98

ACZ Laboratories, Inc.
2773 Downhill Drive Steamboat Springs, CO 80487 (800) 334-5493

Sample Receipt

FMI Gold & Copper - Sierrita
OJ07R9

ACZ Project ID:	L70544
Date Received:	7/17/2008
Received By:	lcp
Date Printed:	7/18/2008

Receipt Verification

	YES	NO	NA
1) Does this project require special handling procedures such as CLP protocol?			X
2) Are the custody seals on the cooler intact?	X		
3) Are the custody seals on the sample containers intact?			X
4) Is there a Chain of Custody or other directive shipping papers present?	X		
5) Is the Chain of Custody complete?	X		
6) Is the Chain of Custody in agreement with the samples received?	X		
7) Is there enough sample for all requested analyses?	X		
8) Are all samples within holding times for requested analyses?	X		
9) Were all sample containers received intact?	X		
10) Are the temperature blanks present?			X
11) Are the trip blanks (VOA and/or Cyanide) present?			X
12) Are samples requiring no headspace, headspace free?			X
13) Do the samples that require a Foreign Soils Permit have one?			X

Exceptions: If you answered no to any of the above questions, please describe

N/A

Contact (For any discrepancies, the client must be contacted)

N/A

Shipping Containers

Cooler Id		Temp (°C)	Rad (µR/hr)
2155		4.3	15

Client must contact ACZ Project Manager if analysis should not proceed for samples received outside of thermal preservation acceptance criteria.

Notes

ACZ Laboratories, Inc.
2773 Downhill Drive Steamboat Springs, CO 80487 (800) 334-5493

Sample Receipt

FMI Gold & Copper - Sierrita
OJ07R9

ACZ Project ID: L70544
Date Received: 7/17/2008
Received By:

Sample Container Preservation

SAMPLE	CLIENT ID	R < 2	G < 2	BK < 2	Y< 2	YG< 2	B< 2	O < 2	T >12	N/A	RAD	ID
L70544-01	CP-SD-01-0-1.5									X		
L70544-02	CP-SD-01-1.5-3.0									X		
L70544-03	CP-SD-02-0-1.5									X		
L70544-04	CP-SD-02-1.5-3.0									X		
L70544-05	CP-SD-06-0-1.5									X		
L70544-06	CP-SD-06-1.5-3.0									X		
L70544-07	CP-SD-05-0-1.5									X		
L70544-08	CP-SD-05-1.5-3.0									X		
L70544-09	CP-SD-03-0-1.5									X		
L70544-10	CP-SD-03-1.5-3.0									X		

Sample Container Preservation Legend

Abbreviation	Description	Container Type	Preservative/Limits
R	Raw/Nitric	RED	pH must be < 2
B	Filtered/Sulfuric	BLUE	pH must be < 2
BK	Filtered/Nitric	BLACK	pH must be < 2
G	Filtered/Nitric	GREEN	pH must be < 2
O	Raw/Sulfuric	ORANGE	pH must be < 2
P	Raw/NaOH	PURPLE	pH must be > 12 *
T	Raw/NaOH Zinc Acetate	TAN	pH must be > 12
Y	Raw/Sulfuric	YELLOW	pH must be < 2
YG	Raw/Sulfuric	YELLOW GLASS	pH must be < 2
N/A	No preservative needed	Not applicable	
RAD	Gamma/Beta dose rate	Not applicable	must be < 250 µR/hr

* pH check performed by analyst prior to sample preparation

Sample IDs Reviewed By: lcp

ACZ Laboratories, Inc. L70544

2773 Downhill Drive Steamboat Springs, CO 80487 (800) 334-5493

CHAIN of CUSTODY

Report to:

Name: NED HALL
Company: FMI-SIERRITA
E-mail: Ned_Hall@fmi.com
Address: 6200 W. DUVAL MINE RD PO BOX 527 GREEN VALLEY, AZ
Telephone: 520-648-8857

Copy of Report to:

Name:
Company:
E-mail: Steven_vaughn@urscorp.com
Telephone:

Invoice to:

Name: NED HALL
Company: FMI-SIERRITA
E-mail: ned_hall@fmi.com
Address: 6200 W. DUVALL MINE RD GREEN VALLEY, AZ PO BOX 527
Telephone: 520-648-8857

If sample(s) received past holding time (HT), or if insufficient HT remains to complete analysis before expiration, shall ACZ proceed with requested short HT analyses? YES [ ] NO [ ]
If "NO" then ACZ will contact client for further instruction. If neither "YES" nor "NO" is indicated, ACZ will proceed with the requested analyses, even if HT is expired, and data will be qualified.

PROJECT INFORMATION

Quote #:
Project/PO #: OJ0729
Reporting state for compliance testing:
Sampler's Name: ARMANDO JIMENEZ
Are any samples NRC licensable material?

ANALYSES REQUESTED *(attach list or use quote number)*

SAMPLE IDENTIFICATION	DATE:TIME		Matrix	# of Containers	See attached Quote 7/8/08
CP-SD-01-0-1.5	7-16-08	830	SO	1	↓
CP-SD-01-1.5-3.0	7-16-08	830	↓	1	↓
CP-SD-02-0-1.5	7-16-08	0908	↓	1	↓
CP-SD-02-1.5-3.0	7-16-08	0908	↓	1	↓
CP-SD-06-0-1.5	7-16-08	0926	↓	1	↓
CP-SD-06-1.5-3.0	7-16-08	0926	↓	1	↓
CP-SD-05-0-1.5	7-16-08	0945	↓	1	↓
CP-SD-05-1.5-3.0	7-16-08	0945	↓	1	↓
CP-SD-03-0-1.5	7-16-08	0954	↓	1	↓
CP-SD-03-1.5-3.0	7-16-08	0954	↓	1	↓

Matrix: SW (Surface Water) · GW (Ground Water) · WW (Waste Water) · DW (Drinking Water) · SL (Sludge) · SO (Soil) · OL (Oil) · Other

REMARKS/ SAMPLE DISCLOSURES

Fed Ex: 8616 8504 9673

PAGE 1 of 1

Please refer to ACZ's terms & conditions located on the reverse side of this COC.

RELINQUISHED BY:	DATE:TIME	RECEIVED BY:	DATE:TIME
A. J.	7/16/08 1450	Fed Ex	7-17-08 10:48

FRMAD050.03.05.02 White - Return with sample. Yellow - Retain for your records.

ACZ Laboratories, Inc.

2773 Downhill Drive Steamboat Springs, CO 80487 (800) 334-5493

Analytical Quote

Accounts Payable
FMI Gold & Copper - Sierrita
P.O. Box 2671
Phoenix, AZ 85002-2671

7/8/2008

Quote Number: SOIL-GPL

Matrix: Soil — Sierrita Soil Sampling Program

Parameter	Method	Detection Limit	Cost/Sample
Metals Analysis			
Antimony, total (3050)	M6020 ICP-MS	0.04 mg/Kg	$13.50
Arsenic, total (3050)	M6020 ICP-MS	0.05 mg/Kg	$13.50
Barium, total (3050)	M6010B ICP	0.3 mg/Kg	$6.75
Beryllium, total (3050)	M6010B ICP	0.2 mg/Kg	$6.75
Cadmium, total (3050)	M6010B ICP	0.5 mg/Kg	$6.75
Chromium, total (3050)	M6010B ICP	1 mg/Kg	$6.75
Cobalt, total (3050)	M6010B ICP	1 mg/Kg	$6.75
Copper, total (3050)	M6010B ICP	1 mg/Kg	$6.75
Lead, total (3050)	M6020 ICP-MS	0.01 mg/Kg	$13.50
Manganese, total (3050)	M6010B ICP	0.5 mg/Kg	$6.75
Mercury, total	M7471A CVAA	0.02 mg/Kg	$17.25
Molybdenum, total (3050)	M6010B ICP	1 mg/Kg	$6.75
Nickel, total (3050)	M6010B ICP	1 mg/Kg	$6.75
Selenium, total (3050)	M6020 ICP-MS	0.01 mg/Kg	$13.50
Thallium, total (3050)	M6020 ICP-MS	0.01 mg/Kg	$13.50
Uranium, total (3050)	M6020 ICP-MS	0.01 mg/Kg	$13.50
Zinc, total (3050)	M6010B ICP	1 mg/Kg	$6.75
Misc.			
Electronic Data Deliverable			$0.00
Quality Control Summary			$0.00
Sample Preparation			
Air Dry at 34 Degrees C	USDA No. 1, 1972		$5.25
Digestion - Alkaline	M3060A		$99.98
Digestion - Hot Plate	M3050B ICP-MS		$10.50
Sieve-2000 um (2.0mm)	ASA No.9, 15-4.2.2		$8.25
Soil Analysis			
Solids, Percent	CLPSOW390, PART F, D-98	0.1 %	$5.25
Wet Chemistry			
Chromium, Hexavalent (3060)	M7196A	0.005 mg/Kg	$28.00
		Cost/Sample:	**$322.98**

Pricing includes standard deliverables and turnaround. Includes a QC Summary and default electronic data deliverable.
Method detection limits are estimates and may be elevated depending on sample matrix.

REPAD.09.06.05.01

D/ 21 P/

ACZ Laboratories, Inc.
2773 Downhill Drive Steamboat Springs, CO 80487 (800) 334-5493

Analytical Report

August 04, 2008

Report to:
Ned Hall
FMI Gold & Copper - Sierrita
P.O. Box 527 6200 W. Duval Mine Rd.
Green Valley, AZ 85622-0527

Bill to:
Accounts Payable
FMI Gold & Copper - Sierrita
P.O. Box 2671
Phoenix, AZ 85002-2671

cc: Steve Vaughn

Project ID: OJ07R9
ACZ Project ID: L70584

Ned Hall:

Enclosed are the analytical results for sample(s) submitted to ACZ Laboratories, Inc. (ACZ) on July 18, 2008. This project has been assigned to ACZ's project number, L70584. Please reference this number in all future inquiries.

All analyses were performed according to ACZ's Quality Assurance Plan, version 12.0. The enclosed results relate only to the samples received under L70584. Each section of this report has been reviewed and approved by the appropriate Laboratory Supervisor, or a qualified substitute.

Except as noted, the test results for the methods and parameters listed on ACZ's current NELAC certificate letter (#ACZ) meet all requirements of NELAC.

This report shall be used or copied only in its entirety. ACZ is not responsible for the consequences arising from the use of a partial report.

All samples and sub-samples associated with this project will be disposed of after September 04, 2008. If the samples are determined to be hazardous, additional charges apply for disposal (typically less than $10/sample). If you would like the samples to be held longer than ACZ's stated policy or to be returned, please contact your Project Manager or Customer Service Representative for further details and associated costs. ACZ retains analytical reports for five years.

If you have any questions or other needs, please contact your Project Manager.

S. Habermehl

Scott Habermehl has reviewed
and approved this report.

ACZ Laboratories, Inc.
2773 Downhill Drive Steamboat Springs, CO 80487 (800) 334-5493

Inorganic Analytical Results

FMI Gold & Copper - Sierrita
Project ID: OJ07R9
Sample ID: CP-P07-0-1

ACZ Sample ID: ***L70584-01***
Date Sampled: *07/17/08 14:04*
Date Received: *07/18/08*
Sample Matrix: *Soil*

Metals Analysis

Parameter	EPA Method	Result	Qual	XQ	Units	MDL	PQL	Date	Analyst
Antimony, total (3050)	M6020 ICP-MS		U	*	mg/Kg	0.2	1	07/29/08 14:45	msh
Arsenic, total (3050)	M6020 ICP-MS	1.5			mg/Kg	0.3	0.5	07/29/08 14:45	msh
Barium, total (3050)	M6010B ICP	99.5		*	mg/Kg	0.3	2	07/29/08 6:37	erf
Beryllium, total (3050)	M6010B ICP	0.4	B		mg/Kg	0.2	1	07/29/08 6:37	erf
Cadmium, total (3050)	M6010B ICP		U		mg/Kg	0.5	2	07/29/08 6:37	erf
Chromium, total (3050)	M6010B ICP	6			mg/Kg	1	5	07/29/08 6:37	erf
Cobalt, total (3050)	M6010B ICP	8		*	mg/Kg	1	5	07/29/08 6:37	erf
Copper, total (3050)	M6010B ICP	538			mg/Kg	1	5	07/29/08 6:37	erf
Lead, total (3050)	M6020 ICP-MS	9.36		*	mg/Kg	0.05	0.3	07/29/08 14:45	msh
Manganese, total (3050)	M6010B ICP	293		*	mg/Kg	0.5	3	07/29/08 6:37	erf
Mercury, total	M7471A CVAA		U		mg/Kg	0.04	0.2	07/22/08 20:58	pmc
Molybdenum, total (3050)	M6010B ICP	26			mg/Kg	1	5	07/29/08 6:37	erf
Nickel, total (3050)	M6010B ICP	7		*	mg/Kg	1	5	07/29/08 6:37	erf
Selenium, total (3050)	M6020 ICP-MS	0.36			mg/Kg	0.05	0.3	07/29/08 14:45	msh
Thallium, total (3050)	M6020 ICP-MS	0.15	B	*	mg/Kg	0.05	0.3	07/29/08 14:45	msh
Uranium, total (3050)	M6020 ICP-MS	3.24		*	mg/Kg	0.05	0.3	07/29/08 14:45	msh
Zinc, total (3050)	M6010B ICP	44		*	mg/Kg	1	5	07/29/08 6:37	erf

Soil Analysis

Parameter	EPA Method	Result	Qual	XQ	Units	MDL	PQL	Date	Analyst
Solids, Percent	CLPSOW390, PART F, D-98	94.3		*	%	0.1	0.5	07/23/08 12:06	bjl

Soil Preparation

Parameter	EPA Method	Result	Qual	XQ	Units	MDL	PQL	Date	Analyst
Air Dry at 34 Degrees C	USDA No. 1, 1972			*				07/23/08 11:12	bjl
Digestion - Hot Plate	M3050B ICP-MS							07/25/08 8:40	lwt/brd
Sieve-2000 um (2.0mm)	ASA No.9, 15-4.2.2			*				07/23/08 19:24	brd

Arizona license number: AZ0102

** Please refer to Qualifier Reports for details.*

ACZ Laboratories, Inc.
2773 Downhill Drive Steamboat Springs, CO 80487 (800) 334-5493

Inorganic Analytical Results

FMI Gold & Copper - Sierrita
Project ID: OJ07R9
Sample ID: CP-P07-1-3

ACZ Sample ID: ***L70584-02***
Date Sampled: *07/17/08 14:04*
Date Received: *07/18/08*
Sample Matrix: *Soil*

Metals Analysis

Parameter	EPA Method	Result	Qual	XQ	Units	MDL	PQL	Date	Analyst
Antimony, total (3050)	M6020 ICP-MS		U	*	mg/Kg	0.2	1	07/29/08 14:51	msh
Arsenic, total (3050)	M6020 ICP-MS	1.1			mg/Kg	0.3	0.5	07/29/08 14:51	msh
Barium, total (3050)	M6010B ICP	80.4		*	mg/Kg	0.3	2	07/29/08 6:40	erf
Beryllium, total (3050)	M6010B ICP	0.3	B		mg/Kg	0.2	1	07/29/08 6:40	erf
Cadmium, total (3050)	M6010B ICP		U		mg/Kg	0.5	2	07/29/08 6:40	erf
Chromium, total (3050)	M6010B ICP	5			mg/Kg	1	5	07/29/08 6:40	erf
Cobalt, total (3050)	M6010B ICP	7		*	mg/Kg	1	5	07/29/08 6:40	erf
Copper, total (3050)	M6010B ICP	210			mg/Kg	1	5	07/29/08 6:40	erf
Lead, total (3050)	M6020 ICP-MS	3.38		*	mg/Kg	0.05	0.3	07/29/08 14:51	msh
Manganese, total (3050)	M6010B ICP	276		*	mg/Kg	0.5	3	07/29/08 6:40	erf
Mercury, total	M7471A CVAA		U		mg/Kg	0.04	0.2	07/22/08 21:06	pmc
Molybdenum, total (3050)	M6010B ICP	31			mg/Kg	1	5	07/29/08 6:40	erf
Nickel, total (3050)	M6010B ICP	6		*	mg/Kg	1	5	07/29/08 6:40	erf
Selenium, total (3050)	M6020 ICP-MS	0.24	B		mg/Kg	0.05	0.3	07/29/08 14:51	msh
Thallium, total (3050)	M6020 ICP-MS	0.14	B	*	mg/Kg	0.05	0.3	07/29/08 14:51	msh
Uranium, total (3050)	M6020 ICP-MS	3.79		*	mg/Kg	0.05	0.3	07/29/08 14:51	msh
Zinc, total (3050)	M6010B ICP	39		*	mg/Kg	1	5	07/29/08 6:40	erf

Soil Analysis

Parameter	EPA Method	Result	Qual	XQ	Units	MDL	PQL	Date	Analyst
Solids, Percent	CLPSOW390, PART F, D-98	96.7		*	%	0.1	0.5	07/23/08 13:27	bjl

Soil Preparation

Parameter	EPA Method	Result	Qual	XQ	Units	MDL	PQL	Date	Analyst
Air Dry at 34 Degrees C	USDA No. 1, 1972			*				07/23/08 11:18	bjl
Digestion - Hot Plate	M3050B ICP-MS							07/25/08 9:44	lwt/brd
Sieve-2000 um (2.0mm)	ASA No.9, 15-4.2.2			*				07/23/08 19:27	brd

Arizona license number: AZ0102

** Please refer to Qualifier Reports for details.*

ACZ Laboratories, Inc.
2773 Downhill Drive Steamboat Springs, CO 80487 (800) 334-5493

Inorganic Analytical Results

FMI Gold & Copper - Sierrita
Project ID: OJ07R9
Sample ID: CP-P07-5-7

ACZ Sample ID: ***L70584-03***
Date Sampled: *07/17/08 14:11*
Date Received: *07/18/08*
Sample Matrix: *Soil*

Metals Analysis

Parameter	EPA Method	Result	Qual	XQ	Units	MDL	PQL	Date	Analyst
Antimony, total (3050)	M6020 ICP-MS		U	*	mg/Kg	0.2	1	07/29/08 14:58	msh
Arsenic, total (3050)	M6020 ICP-MS	1.4			mg/Kg	0.3	0.5	07/29/08 14:58	msh
Barium, total (3050)	M6010B ICP	101		*	mg/Kg	0.3	2	07/29/08 6:44	erf
Beryllium, total (3050)	M6010B ICP		U		mg/Kg	0.2	1	07/29/08 6:44	erf
Cadmium, total (3050)	M6010B ICP		U		mg/Kg	0.5	2	07/29/08 6:44	erf
Chromium, total (3050)	M6010B ICP	13			mg/Kg	1	5	07/29/08 6:44	erf
Cobalt, total (3050)	M6010B ICP	8		*	mg/Kg	1	5	07/29/08 6:44	erf
Copper, total (3050)	M6010B ICP	333			mg/Kg	1	5	07/29/08 6:44	erf
Lead, total (3050)	M6020 ICP-MS	3.79		*	mg/Kg	0.05	0.3	07/29/08 14:58	msh
Manganese, total (3050)	M6010B ICP	283		*	mg/Kg	0.5	3	07/29/08 6:44	erf
Mercury, total	M7471A CVAA		U		mg/Kg	0.04	0.2	07/22/08 21:09	pmc
Molybdenum, total (3050)	M6010B ICP	53			mg/Kg	1	5	07/29/08 6:44	erf
Nickel, total (3050)	M6010B ICP	8		*	mg/Kg	1	5	07/29/08 6:44	erf
Selenium, total (3050)	M6020 ICP-MS	0.50			mg/Kg	0.05	0.3	07/29/08 14:58	msh
Thallium, total (3050)	M6020 ICP-MS	0.16	B	*	mg/Kg	0.05	0.3	07/29/08 14:58	msh
Uranium, total (3050)	M6020 ICP-MS	4.03		*	mg/Kg	0.05	0.3	07/29/08 14:58	msh
Zinc, total (3050)	M6010B ICP	88		*	mg/Kg	1	5	07/29/08 6:44	erf

Soil Analysis

Parameter	EPA Method	Result	Qual	XQ	Units	MDL	PQL	Date	Analyst
Solids, Percent	CLPSOW390, PART F, D-98	97.8		*	%	0.1	0.5	07/23/08 14:48	bjl

Soil Preparation

Parameter	EPA Method	Result	Qual	XQ	Units	MDL	PQL	Date	Analyst
Air Dry at 34 Degrees C	USDA No. 1, 1972			*				07/23/08 11:24	bjl
Digestion - Hot Plate	M3050B ICP-MS							07/25/08 10:47	lwt/brd
Sieve-2000 um (2.0mm)	ASA No.9, 15-4.2.2			*				07/23/08 19:30	brd

Arizona license number: AZ0102

** Please refer to Qualifier Reports for details.*

ACZ Laboratories, Inc.
2773 Downhill Drive Steamboat Springs, CO 80487 (800) 334-5493

Inorganic Analytical Results

FMI Gold & Copper - Sierrita
Project ID: OJ07R9
Sample ID: CP-SD-04-0-1.5

ACZ Sample ID: ***L70584-04***
Date Sampled: *07/17/08 14:52*
Date Received: *07/18/08*
Sample Matrix: *Soil*

Metals Analysis

Parameter	EPA Method	Result	Qual	XQ	Units	MDL	PQL	Date	Analyst
Antimony, total (3050)	M6020 ICP-MS		U	*	mg/Kg	0.2	1	07/29/08 15:05	msh
Arsenic, total (3050)	M6020 ICP-MS	1.8			mg/Kg	0.3	0.5	07/29/08 15:05	msh
Barium, total (3050)	M6010B ICP	166		*	mg/Kg	0.3	2	07/29/08 6:48	erf
Beryllium, total (3050)	M6010B ICP	0.6	B		mg/Kg	0.2	1	07/29/08 6:48	erf
Cadmium, total (3050)	M6010B ICP		U		mg/Kg	0.5	2	07/29/08 6:48	erf
Chromium, total (3050)	M6010B ICP	7			mg/Kg	1	5	07/29/08 6:48	erf
Cobalt, total (3050)	M6010B ICP	11		*	mg/Kg	1	5	07/29/08 6:48	erf
Copper, total (3050)	M6010B ICP	1180			mg/Kg	1	5	07/29/08 6:48	erf
Lead, total (3050)	M6020 ICP-MS	4.25		*	mg/Kg	0.05	0.3	07/29/08 15:05	msh
Manganese, total (3050)	M6010B ICP	403		*	mg/Kg	0.5	3	07/29/08 6:48	erf
Mercury, total	M7471A CVAA		U		mg/Kg	0.04	0.2	07/22/08 21:11	pmc
Molybdenum, total (3050)	M6010B ICP	40			mg/Kg	1	5	07/29/08 6:48	erf
Nickel, total (3050)	M6010B ICP	10		*	mg/Kg	1	5	07/29/08 6:48	erf
Selenium, total (3050)	M6020 ICP-MS	0.36			mg/Kg	0.05	0.3	07/29/08 15:05	msh
Thallium, total (3050)	M6020 ICP-MS	0.43		*	mg/Kg	0.05	0.3	07/29/08 15:05	msh
Uranium, total (3050)	M6020 ICP-MS	4.05		*	mg/Kg	0.05	0.3	07/29/08 15:05	msh
Zinc, total (3050)	M6010B ICP	57		*	mg/Kg	1	5	07/29/08 6:48	erf

Soil Analysis

Parameter	EPA Method	Result	Qual	XQ	Units	MDL	PQL	Date	Analyst
Solids, Percent	CLPSOW390, PART F, D-98	96.7		*	%	0.1	0.5	07/23/08 16:09	bjl

Soil Preparation

Parameter	EPA Method	Result	Qual	XQ	Units	MDL	PQL	Date	Analyst
Air Dry at 34 Degrees C	USDA No. 1, 1972			*				07/23/08 11:30	bjl
Digestion - Hot Plate	M3050B ICP-MS							07/25/08 11:50	lwt/brd
Sieve-2000 um (2.0mm)	ASA No.9, 15-4.2.2			*				07/23/08 19:32	brd

Arizona license number: AZ0102

** Please refer to Qualifier Reports for details.*

ACZ Laboratories, Inc.
2773 Downhill Drive Steamboat Springs, CO 80487 (800) 334-5493

Inorganic Analytical Results

FMI Gold & Copper - Sierrita
Project ID: OJ07R9
Sample ID: CP-SD-04-1.5-3.0

ACZ Sample ID: ***L70584-05***
Date Sampled: *07/17/08 14:52*
Date Received: *07/18/08*
Sample Matrix: *Soil*

Metals Analysis

Parameter	EPA Method	Result	Qual	XQ	Units	MDL	PQL	Date	Analyst
Antimony, total (3050)	M6020 ICP-MS		U	*	mg/Kg	0.2	1	07/29/08 15:11	msh
Arsenic, total (3050)	M6020 ICP-MS	1.0			mg/Kg	0.3	0.5	07/29/08 15:11	msh
Barium, total (3050)	M6010B ICP	170		*	mg/Kg	0.3	2	07/29/08 6:51	erf
Beryllium, total (3050)	M6010B ICP	0.4	B		mg/Kg	0.2	1	07/29/08 6:51	erf
Cadmium, total (3050)	M6010B ICP		U		mg/Kg	0.5	2	07/29/08 6:51	erf
Chromium, total (3050)	M6010B ICP	7			mg/Kg	1	5	07/29/08 6:51	erf
Cobalt, total (3050)	M6010B ICP	11		*	mg/Kg	1	5	07/29/08 6:51	erf
Copper, total (3050)	M6010B ICP	512			mg/Kg	1	5	07/29/08 6:51	erf
Lead, total (3050)	M6020 ICP-MS	2.14		*	mg/Kg	0.05	0.3	07/31/08 0:50	erf
Manganese, total (3050)	M6010B ICP	448		*	mg/Kg	0.5	3	07/29/08 6:51	erf
Mercury, total	M7471A CVAA		U		mg/Kg	0.04	0.2	07/22/08 21:13	pmc
Molybdenum, total (3050)	M6010B ICP	7			mg/Kg	1	5	07/29/08 6:51	erf
Nickel, total (3050)	M6010B ICP	10		*	mg/Kg	1	5	07/29/08 6:51	erf
Selenium, total (3050)	M6020 ICP-MS	0.12	B		mg/Kg	0.05	0.3	07/29/08 15:11	msh
Thallium, total (3050)	M6020 ICP-MS	0.35		*	mg/Kg	0.05	0.3	07/29/08 15:11	msh
Uranium, total (3050)	M6020 ICP-MS	4.76		*	mg/Kg	0.05	0.3	07/29/08 15:11	msh
Zinc, total (3050)	M6010B ICP	46		*	mg/Kg	1	5	07/29/08 6:51	erf

Soil Analysis

Parameter	EPA Method	Result	Qual	XQ	Units	MDL	PQL	Date	Analyst
Solids, Percent	CLPSOW390, PART F, D-98	97.6		*	%	0.1	0.5	07/23/08 17:30	bjl

Soil Preparation

Parameter	EPA Method	Result	Qual	XQ	Units	MDL	PQL	Date	Analyst
Air Dry at 34 Degrees C	USDA No. 1, 1972			*				07/23/08 11:36	bjl
Digestion - Hot Plate	M3050B ICP-MS							07/25/08 12:53	lwt/brd
Sieve-2000 um (2.0mm)	ASA No.9, 15-4.2.2			*				07/23/08 19:35	brd

Arizona license number: AZ0102

** Please refer to Qualifier Reports for details.*

Report Header Explanations

Batch	A distinct set of samples analyzed at a specific time
Found	Value of the QC Type of interest
Limit	Upper limit for RPD, in %.
Lower	Lower Recovery Limit, in % (except for LCSS, mg/Kg)
MDL	Method Detection Limit. Same as Minimum Reporting Limit. Allows for instrument and annual fluctuations.
PCN/SCN	A number assigned to reagents/standards to trace to the manufacturer's certificate of analysis
PQL	Practical Quantitation Limit, typically 5 times the MDL.
QC	True Value of the Control Sample or the amount added to the Spike
Rec	Amount of the true value or spike added recovered, in % (except for LCSS, mg/Kg)
RPD	Relative Percent Difference, calculation used for Duplicate QC Types
Upper	Upper Recovery Limit, in % (except for LCSS, mg/Kg)
Sample	Value of the Sample of interest

QC Sample Types

AS	Analytical Spike (Post Digestion)	*LCSWD*	Laboratory Control Sample - Water Duplicate
ASD	Analytical Spike (Post Digestion) Duplicate	*LFB*	Laboratory Fortified Blank
CCB	Continuing Calibration Blank	*LFM*	Laboratory Fortified Matrix
CCV	Continuing Calivation Verification standard	*LFMD*	Laboratory Fortified Matrix Duplicate
DUP	Sample Duplicate	*LRB*	Laboratory Reagent Blank
ICB	Initial Calibration Blank	*MS*	Matrix Spike
ICV	Initial Calibration Verification standard	*MSD*	Matrix Spike Duplicate
ICSAB	Inter-element Correction Standard - A plus B solutions	*PBS*	Prep Blank - Soil
LCSS	Laboratory Control Sample - Soil	*PBW*	Prep Blank - Water
LCSSD	Laboratory Control Sample - Soil Duplicate	*PQV*	Practical Quantitation Verification standard
LCSW	Laboratory Control Sample - Water	*SDL*	Serial Dilution

QC Sample Type Explanations

Blanks	Verifies that there is no or minimal contamination in the prep method or calibration procedure.
Control Samples	Verifies the accuracy of the method, including the prep procedure.
Duplicates	Verifies the precision of the instrument and/or method.
Spikes/Fortified Matrix	Determines sample matrix interferences, if any.
Standard	Verifies the validity of the calibration.

ACZ Qualifiers (Qual)

B	Analyte concentration detected at a value between MDL and PQL.
H	Analysis exceeded method hold time. pH is a field test with an immediate hold time.
U	Analyte was analyzed for but not detected at the indicated MDL

Method References

(1) EPA 600/4-83-020. Methods for Chemical Analysis of Water and Wastes, March 1983.
(2) EPA 600/R-93-100. Methods for the Determination of Inorganic Substances in Environmental Samples, August 1993.
(3) EPA 600/R-94-111. Methods for the Determination of Metals in Environmental Samples - Supplement I, May 1994.
(5) EPA SW-846. Test Methods for Evaluating Solid Waste, Third Edition with Update III, December 1996.
(6) Standard Methods for the Examination of Water and Wastewater, 19th edition, 1995.

Comments

(1) QC results calculated from raw data. Results may vary slightly if the rounded values are used in the calculations.
(2) Soil, Sludge, and Plant matrices for Inorganic analyses are reported on a dry weight basis.
(3) Animal matrices for Inorganic analyses are reported on an "as received" basis.

FMI Gold & Copper - Sierrita
Project ID: OJ07R9

ACZ Project ID: ***L70584***

Antimony, total (3050) M6020 ICP-MS

ACZ ID	Type	Analyzed	PCN/SCN	QC	Sample	Found	Units	Rec	Lower	Upper	RPD	Limit	Qual
WG248916													
WG248916ICV	ICV	07/29/08 12:43	MS080722-4	.02006		.02099	mg/L	104.6	90	110			
WG248916ICB	ICB	07/29/08 12:50				U	mg/L		-0.0012	0.0012			
WG248764PBS	PBS	07/29/08 13:17				U	mg/Kg		-0.6	0.6			
WG248764LCSS	LCSS	07/29/08 13:24	PCN30060	101		149	mg/Kg		16.7	185			
WG248764LCSSD	LCSSD	07/29/08 13:30	PCN30060	101		158.3	mg/Kg		16.7	185	6.1	20	
L70493-12MS	MS	07/29/08 13:58	MS080707-3	5.1	U	2.35	mg/Kg	46.1	75	125			M2
L70493-12MSD	MSD	07/29/08 14:04	MS080707-3	5.1	U	2.35	mg/Kg	46.1	75	125	0	20	M2

Arsenic, total (3050) M6020 ICP-MS

ACZ ID	Type	Analyzed	PCN/SCN	QC	Sample	Found	Units	Rec	Lower	Upper	RPD	Limit	Qual
WG248916													
WG248916ICV	ICV	07/29/08 12:43	MS080722-4	.05		.05073	mg/L	101.5	90	110			
WG248916ICB	ICB	07/29/08 12:50				U	mg/L		-0.0015	0.0015			
WG248764PBS	PBS	07/29/08 13:17				U	mg/Kg		-0.9	0.9			
WG248764LCSS	LCSS	07/29/08 13:24	PCN30060	156		156	mg/Kg		124	188			
WG248764LCSSD	LCSSD	07/29/08 13:30	PCN30060	156		162.3	mg/Kg		124	188	4	20	
L70493-12MS	MS	07/29/08 13:58	MS080707-3	25.5	2.5	23.78	mg/Kg	83.5	75	125			
L70493-12MSD	MSD	07/29/08 14:04	MS080707-3	25.5	2.5	23.2	mg/Kg	81.2	75	125	2.47	20	

Barium, total (3050) M6010B ICP

ACZ ID	Type	Analyzed	PCN/SCN	QC	Sample	Found	Units	Rec	Lower	Upper	RPD	Limit	Qual
WG248951													
WG248951ICV	ICV	07/29/08 5:39	II080717-3	2		2.0013	mg/L	100.1	90	110			
WG248951ICB	ICB	07/29/08 5:42				U	mg/L		-0.009	0.009			
WG248764PBS	PBS	07/29/08 5:57				U	mg/Kg		-0.9	0.9			
WG248764LCSS	LCSS	07/29/08 6:00	PCN30060	362		355.57	mg/Kg		299	424			
WG248764LCSSD	LCSSD	07/29/08 6:04	PCN30060	362		374.47	mg/Kg		299	424	5.2	20	
L70493-11MS	MS	07/29/08 6:15	II080708-3	51	62.6	120.11	mg/Kg	112.8	75	125			
L70493-11MSD	MSD	07/29/08 6:19	II080708-3	51	62.6	142.35	mg/Kg	156.4	75	125	16.95	20	MA

Beryllium, total (3050) M6010B ICP

ACZ ID	Type	Analyzed	PCN/SCN	QC	Sample	Found	Units	Rec	Lower	Upper	RPD	Limit	Qual
WG248951													
WG248951ICV	ICV	07/29/08 5:39	II080717-3	2		1.9151	mg/L	95.8	90	110			
WG248951ICB	ICB	07/29/08 5:42				U	mg/L		-0.006	0.006			
WG248764PBS	PBS	07/29/08 5:57				U	mg/Kg		-0.6	0.6			
WG248764LCSS	LCSS	07/29/08 6:00	PCN30060	140		139.13	mg/Kg		115	166			
WG248764LCSSD	LCSSD	07/29/08 6:04	PCN30060	140		141.23	mg/Kg		115	166	1.5	20	
L70493-11MS	MS	07/29/08 6:15	II080708-3	51	.4	50.27	mg/Kg	97.8	75	125			
L70493-11MSD	MSD	07/29/08 6:19	II080708-3	51	.4	48.52	mg/Kg	94.4	75	125	3.54	20	

FMI Gold & Copper - Sierrita
Project ID: OJ07R9

ACZ Project ID: ***L70584***

Cadmium, total (3050) M6010B ICP

ACZ ID	Type	Analyzed	PCN/SCN	QC	Sample	Found	Units	Rec	Lower	Upper	RPD	Limit	Qual
WG248951													
WG248951ICV	ICV	07/29/08 5:39	II080717-3	2		1.9186	mg/L	95.9	90	110			
WG248951ICB	ICB	07/29/08 5:42				U	mg/L		-0.015	0.015			
WG248764PBS	PBS	07/29/08 5:57				U	mg/Kg		-1.5	1.5			
WG248764LCSS	LCSS	07/29/08 6:00	PCN30060	141		134.23	mg/Kg		114	169			
WG248764LCSSD	LCSSD	07/29/08 6:04	PCN30060	141		134.13	mg/Kg		114	169	0.1	20	
L70493-11MS	MS	07/29/08 6:15	II080708-3	51	U	45.82	mg/Kg	89.8	75	125			
L70493-11MSD	MSD	07/29/08 6:19	II080708-3	51	U	44.44	mg/Kg	87.1	75	125	3.06	20	

Chromium, total (3050) M6010B ICP

ACZ ID	Type	Analyzed	PCN/SCN	QC	Sample	Found	Units	Rec	Lower	Upper	RPD	Limit	Qual
WG248951													
WG248951ICV	ICV	07/29/08 5:39	II080717-3	2		1.904	mg/L	95.2	90	110			
WG248951ICB	ICB	07/29/08 5:42				U	mg/L		-0.03	0.03			
WG248764PBS	PBS	07/29/08 5:57				U	mg/Kg		-3	3			
WG248764LCSS	LCSS	07/29/08 6:00	PCN30060	76.3		74	mg/Kg		61.5	91			
WG248764LCSSD	LCSSD	07/29/08 6:04	PCN30060	76.3		75.9	mg/Kg		61.5	91	2.5	20	
L70493-11MS	MS	07/29/08 6:15	II080708-3	51	26	71.6	mg/Kg	89.4	75	125			
L70493-11MSD	MSD	07/29/08 6:19	II080708-3	51	26	72.2	mg/Kg	90.6	75	125	0.83	20	

Cobalt, total (3050) M6010B ICP

ACZ ID	Type	Analyzed	PCN/SCN	QC	Sample	Found	Units	Rec	Lower	Upper	RPD	Limit	Qual
WG248951													
WG248951ICV	ICV	07/29/08 5:39	II080717-3	2		1.871	mg/L	93.6	90	110			
WG248951ICB	ICB	07/29/08 5:42				U	mg/L		-0.03	0.03			
WG248764PBS	PBS	07/29/08 5:57				U	mg/Kg		-3	3			
WG248764LCSS	LCSS	07/29/08 6:00	PCN30060	83.9		79.2	mg/Kg		68.1	99.7			
WG248764LCSSD	LCSSD	07/29/08 6:04	PCN30060	83.9		80.7	mg/Kg		68.1	99.7	1.9	20	
L70493-11MS	MS	07/29/08 6:15	II080708-3	51	13	59	mg/Kg	90.2	75	125			
L70493-11MSD	MSD	07/29/08 6:19	II080708-3	51	13	59.8	mg/Kg	91.8	75	125	1.35	20	

Copper, total (3050) M6010B ICP

ACZ ID	Type	Analyzed	PCN/SCN	QC	Sample	Found	Units	Rec	Lower	Upper	RPD	Limit	Qual
WG248951													
WG248951ICV	ICV	07/29/08 5:39	II080717-3	2		1.942	mg/L	97.1	90	110			
WG248951ICB	ICB	07/29/08 5:42				U	mg/L		-0.03	0.03			
WG248764PBS	PBS	07/29/08 5:57				U	mg/Kg		-3	3			
WG248764LCSS	LCSS	07/29/08 6:00	PCN30060	77.2		71.7	mg/Kg		62.9	91.5			
WG248764LCSSD	LCSSD	07/29/08 6:04	PCN30060	77.2		76.4	mg/Kg		62.9	91.5	6.3	20	
L70493-11MS	MS	07/29/08 6:15	II080708-3	51	33	83	mg/Kg	98	75	125			
L70493-11MSD	MSD	07/29/08 6:19	II080708-3	51	33	79.3	mg/Kg	90.8	75	125	4.56	20	

FMI Gold & Copper - Sierrita
Project ID: OJ07R9

ACZ Project ID: ***L70584***

Lead, total (3050) M6020 ICP-MS

ACZ ID	Type	Analyzed	PCN/SCN	QC	Sample	Found	Units	Rec	Lower	Upper	RPD	Limit	Qual
WG248916													
WG248916ICV	ICV	07/29/08 12:43	MS080722-4	.05		.04866	mg/L	97.3	90	110			
WG248916ICB	ICB	07/29/08 12:50				.00015	mg/L		-0.0003	0.0003			
WG248764PBS	PBS	07/29/08 13:17				U	mg/Kg		-0.15	0.15			
WG248764LCSS	LCSS	07/29/08 13:24	PCN30060	72.9		71.95	mg/Kg		56.5	89.2			
WG248764LCSSD	LCSSD	07/29/08 13:30	PCN30060	72.9		74.8	mg/Kg		56.5	89.2	3.9	20	
L70493-12MS	MS	07/29/08 13:58	MS080707-3	25.5	2.72	25.852	mg/Kg	90.7	75	125			
L70493-12MSD	MSD	07/29/08 14:04	MS080707-3	25.5	2.72	25.383	mg/Kg	88.9	75	125	1.83	20	
WG249093													
WG249093ICV	ICV	07/30/08 23:28	MS080722-4	.05		.05051	mg/L	101	90	110			
WG249093ICB	ICB	07/30/08 23:35				U	mg/L		-0.0003	0.0003			
WG248764PBS	PBS	07/31/08 0:03				U	mg/Kg		-0.15	0.15			
WG248764LCSS	LCSS	07/31/08 0:09	PCN30060	72.9		69.55	mg/Kg		56.5	89.2			
WG248764LCSSD	LCSSD	07/31/08 0:16	PCN30060	72.9		72.3	mg/Kg		56.5	89.2	3.9	20	
L70493-12MS	MS	07/31/08 0:30	MS080707-3	25.5	2.56	27.53	mg/Kg	97.9	75	125			
L70493-12MSD	MSD	07/31/08 0:37	MS080707-3	25.5	2.56	27.05	mg/Kg	96	75	125	1.76	20	

Manganese, total (3050) M6010B ICP

ACZ ID	Type	Analyzed	PCN/SCN	QC	Sample	Found	Units	Rec	Lower	Upper	RPD	Limit	Qual
WG248951													
WG248951ICV	ICV	07/29/08 5:39	II080717-3	2		1.9311	mg/L	96.6	90	110			
WG248951ICB	ICB	07/29/08 5:42				U	mg/L		-0.015	0.015			
WG248764PBS	PBS	07/29/08 5:57				U	mg/Kg		-1.5	1.5			
WG248764LCSS	LCSS	07/29/08 6:00	PCN30060	466		449.75	mg/Kg		379	552			
WG248764LCSSD	LCSSD	07/29/08 6:04	PCN30060	466		487.54	mg/Kg		379	552	8.1	20	
L70493-11MS	MS	07/29/08 6:15	II080708-3	51	446	486.21	mg/Kg	78.8	75	125			
L70493-11MSD	MSD	07/29/08 6:19	II080708-3	51	446	562.96	mg/Kg	229.3	75	125	14.63	20	M3

Mercury, total M7471A CVAA

ACZ ID	Type	Analyzed	PCN/SCN	QC	Sample	Found	Units	Rec	Lower	Upper	RPD	Limit	Qual
WG248517													
WG248517ICV	ICV	07/22/08 20:07	II080721-4	.01002		.01038	mg/L	103.6	90	110			
WG248517ICB	ICB	07/22/08 20:09				U	mg/L		-0.0006	0.0006			
WG248517PBS	PBS	07/22/08 20:12				U	mg/Kg		-0.12	0.12			
WG248517LCSS	LCSS	07/22/08 20:14	PCN28813	5.8		5.63	mg/Kg		3.83	7.69			
WG248517LCSSD	LCSSD	07/22/08 20:16	PCN28813	5.8		5.61	mg/Kg		3.83	7.69	0.4	20	
L70512-10MS	MS	07/22/08 20:20	II080701-4	1.005	.16	1.122	mg/Kg	95.7	85	115			
L70512-10MSD	MSD	07/22/08 20:22	II080701-4	1.005	.16	1.095	mg/Kg	93	85	115	2.44	20	

FMI Gold & Copper - Sierrita ACZ Project ID: ***L70584***

Project ID: OJ07R9

Molybdenum, total (3050) M6010B ICP

ACZ ID	Type	Analyzed	PCN/SCN	QC	Sample	Found	Units	Rec	Lower	Upper	RPD	Limit	Qual
WG248951													
WG248951ICV	ICV	07/29/08 5:39	II080717-3	2		1.923	mg/L	96.2	90	110			
WG248951ICB	ICB	07/29/08 5:42				U	mg/L		-0.03	0.03			
WG248764PBS	PBS	07/29/08 5:57				U	mg/Kg		-3	3			
WG248764LCSS	LCSS	07/29/08 6:00	PCN30060	1700		172.9	mg/Kg		132	208			
WG248764LCSSD	LCSSD	07/29/08 6:04	PCN30060	1700		173.4	mg/Kg		132	208	0.3	20	
L70493-11MS	MS	07/29/08 6:15	II080708-3	51	U	45.4	mg/Kg	89	75	125			
L70493-11MSD	MSD	07/29/08 6:19	II080708-3	51	U	44.3	mg/Kg	86.9	75	125	2.45	20	

Nickel, total (3050) M6010B ICP

ACZ ID	Type	Analyzed	PCN/SCN	QC	Sample	Found	Units	Rec	Lower	Upper	RPD	Limit	Qual
WG248951													
WG248951ICV	ICV	07/29/08 5:39	II080717-3	2		1.871	mg/L	93.6	90	110			
WG248951ICB	ICB	07/29/08 5:42				U	mg/L		-0.03	0.03			
WG248764PBS	PBS	07/29/08 5:57				U	mg/Kg		-3	3			
WG248764LCSS	LCSS	07/29/08 6:00	PCN30060	84.3		80	mg/Kg		66.3	102			
WG248764LCSSD	LCSSD	07/29/08 6:04	PCN30060	84.3		81.1	mg/Kg		66.3	102	1.4	20	
L70493-11MS	MS	07/29/08 6:15	II080708-3	51	23	69.5	mg/Kg	91.2	75	125			
L70493-11MSD	MSD	07/29/08 6:19	II080708-3	51	23	67.3	mg/Kg	86.9	75	125	3.22	20	

Selenium, total (3050) M6020 ICP-MS

ACZ ID	Type	Analyzed	PCN/SCN	QC	Sample	Found	Units	Rec	Lower	Upper	RPD	Limit	Qual
WG248916													
WG248916ICV	ICV	07/29/08 12:43	MS080722-4	.05		.05149	mg/L	103	90	110			
WG248916ICB	ICB	07/29/08 12:50				U	mg/L		-0.0003	0.0003			
WG248764PBS	PBS	07/29/08 13:17				U	mg/Kg		-0.15	0.15			
WG248764LCSS	LCSS	07/29/08 13:24	PCN30060	198		204.9	mg/Kg		152	244			
WG248764LCSSD	LCSSD	07/29/08 13:30	PCN30060	198		215.7	mg/Kg		152	244	5.1	20	
L70493-12MS	MS	07/29/08 13:58	MS080707-3	12.75	.3	11.072	mg/Kg	84.5	75	125			
L70493-12MSD	MSD	07/29/08 14:04	MS080707-3	12.75	.3	10.715	mg/Kg	81.7	75	125	3.28	20	

Solids, Percent CLPSOW390, PART F, D-98

ACZ ID	Type	Analyzed	PCN/SCN	QC	Sample	Found	Units	Rec	Lower	Upper	RPD	Limit	Qual
WG248622													
WG248622PBS	PBS	07/23/08 10:45				U	%		99.9	100.1			
L70612-02DUP	DUP	07/24/08 0:16			83.3	83.62	%				0.4	20	

Thallium, total (3050) M6020 ICP-MS

ACZ ID	Type	Analyzed	PCN/SCN	QC	Sample	Found	Units	Rec	Lower	Upper	RPD	Limit	Qual
WG248916													
WG248916ICV	ICV	07/29/08 12:43	MS080722-4	.05		.05275	mg/L	105.5	90	110			
WG248916ICB	ICB	07/29/08 12:50				.00011	mg/L		-0.0003	0.0003			
WG248764PBS	PBS	07/29/08 13:17				U	mg/Kg		-0.15	0.15			
WG248764LCSS	LCSS	07/29/08 13:24	PCN30060	218		226.5	mg/Kg		177	260			
WG248764LCSSD	LCSSD	07/29/08 13:30	PCN30060	218		237.95	mg/Kg		177	260	4.9	20	
L70493-12MS	MS	07/29/08 13:58	MS080707-3	25.551	U	24.337	mg/Kg	95.2	75	125			
L70493-12MSD	MSD	07/29/08 14:04	MS080707-3	25.551	U	23.832	mg/Kg	93.3	75	125	2.1	20	

FMI Gold & Copper - Sierrita
Project ID: OJ07R9

ACZ Project ID: ***L70584***

Uranium, total (3050) M6020 ICP-MS

ACZ ID	Type	Analyzed	PCN/SCN	QC	Sample	Found	Units	Rec	Lower	Upper	RPD	Limit	Qual
WG248916													
WG248916ICV	ICV	07/29/08 12:43	MS080722-4	.05		.04829	mg/L	96.6	90	110			
WG248916ICB	ICB	07/29/08 12:50				U	mg/L		-0.0003	0.0003			
WG248764PBS	PBS	07/29/08 13:17				U	mg/Kg		-0.15	0.15			
L70493-12MS	MS	07/29/08 13:58	MS080707-3	12.75	.25	12.164	mg/Kg	93.4	75	125			
L70493-12MSD	MSD	07/29/08 14:04	MS080707-3	12.75	.25	12.021	mg/Kg	92.3	75	125	1.18	20	

Zinc, total (3050) M6010B ICP

ACZ ID	Type	Analyzed	PCN/SCN	QC	Sample	Found	Units	Rec	Lower	Upper	RPD	Limit	Qual
WG248951													
WG248951ICV	ICV	07/29/08 5:39	II080717-3	2		1.932	mg/L	96.6	90	110			
WG248951ICB	ICB	07/29/08 5:42				U	mg/L		-0.03	0.03			
WG248764PBS	PBS	07/29/08 5:57				U	mg/Kg		-3	3			
WG248764LCSS	LCSS	07/29/08 6:00	PCN30060	204		202.7	mg/Kg		166	243			
WG248764LCSSD	LCSSD	07/29/08 6:04	PCN30060	204		200.9	mg/Kg		166	243	0.9	20	
L70493-11MS	MS	07/29/08 6:15	II080708-3	51	54	101.8	mg/Kg	93.7	75	125			
L70493-11MSD	MSD	07/29/08 6:19	II080708-3	51	54	100.4	mg/Kg	91	75	125	1.38	20	

FMI Gold & Copper - Sierrita ACZ Project ID: ***L70584***

ACZ ID	WORKNUM	PARAMETER	METHOD	QUAL	DESCRIPTION
L70584-01	WG248916	Antimony, total (3050)	M6020 ICP-MS	M2	Matrix spike recovery was low, the recovery of the associated control sample (LCS or LFB) was acceptable.
	WG248951	Barium, total (3050)	M6010B ICP	MA	Recovery for either the spike or spike duplicate was outside of the acceptance limits; the RPD was within the acceptance limits.
		Cobalt, total (3050)	M6010B ICP	ZG	The ICP Serial Dilution was not used for data validation because the sample concentration was less than 50 times the MDL.
	WG248916	Lead, total (3050)	M6020 ICP-MS	BB	Target analyte detected in calibration blank at or above acceptance limit. Sample value was > 10X the concentration in the calibration blank.
			M6020 ICP-MS	ZB	The ICP-MS Serial Dilution was not used for data validation because the sample concentration was less than 100 times the MDL.
	WG248951	Manganese, total (3050)	M6010B ICP	M3	The spike recovery value is unusable since the analyte concentration in the sample is disproportionate to the spike level. The recovery of the associated control sample (LCS or LFB) was acceptable.
		Nickel, total (3050)	M6010B ICP	ZG	The ICP Serial Dilution was not used for data validation because the sample concentration was less than 50 times the MDL.
	WG248916	Thallium, total (3050)	M6020 ICP-MS	ZB	The ICP-MS Serial Dilution was not used for data validation because the sample concentration was less than 100 times the MDL.
	WG248951	Zinc, total (3050)	M6010B ICP	ZH	Serial Dilution exceeded the acceptance criteria. Matrix interference [physical or chemical] is suspected.
L70584-02	WG248916	Antimony, total (3050)	M6020 ICP-MS	M2	Matrix spike recovery was low, the recovery of the associated control sample (LCS or LFB) was acceptable.
	WG248951	Barium, total (3050)	M6010B ICP	MA	Recovery for either the spike or spike duplicate was outside of the acceptance limits; the RPD was within the acceptance limits.
		Cobalt, total (3050)	M6010B ICP	ZG	The ICP Serial Dilution was not used for data validation because the sample concentration was less than 50 times the MDL.
	WG248916	Lead, total (3050)	M6020 ICP-MS	BB	Target analyte detected in calibration blank at or above acceptance limit. Sample value was > 10X the concentration in the calibration blank.
			M6020 ICP-MS	ZB	The ICP-MS Serial Dilution was not used for data validation because the sample concentration was less than 100 times the MDL.
	WG248951	Manganese, total (3050)	M6010B ICP	M3	The spike recovery value is unusable since the analyte concentration in the sample is disproportionate to the spike level. The recovery of the associated control sample (LCS or LFB) was acceptable.
		Nickel, total (3050)	M6010B ICP	ZG	The ICP Serial Dilution was not used for data validation because the sample concentration was less than 50 times the MDL.
	WG248916	Thallium, total (3050)	M6020 ICP-MS	ZB	The ICP-MS Serial Dilution was not used for data validation because the sample concentration was less than 100 times the MDL.
	WG248951	Zinc, total (3050)	M6010B ICP	ZH	Serial Dilution exceeded the acceptance criteria. Matrix interference [physical or chemical] is suspected.

FMI Gold & Copper - Sierrita ACZ Project ID: ***L70584***

ACZ ID	WORKNUM	PARAMETER	METHOD	QUAL	DESCRIPTION
L70584-03	WG248916	Antimony, total (3050)	M6020 ICP-MS	M2	Matrix spike recovery was low, the recovery of the associated control sample (LCS or LFB) was acceptable.
	WG248951	Barium, total (3050)	M6010B ICP	MA	Recovery for either the spike or spike duplicate was outside of the acceptance limits; the RPD was within the acceptance limits.
		Cobalt, total (3050)	M6010B ICP	ZG	The ICP Serial Dilution was not used for data validation because the sample concentration was less than 50 times the MDL.
	WG248916	Lead, total (3050)	M6020 ICP-MS	BB	Target analyte detected in calibration blank at or above acceptance limit. Sample value was > 10X the concentration in the calibration blank.
			M6020 ICP-MS	ZB	The ICP-MS Serial Dilution was not used for data validation because the sample concentration was less than 100 times the MDL.
	WG248951	Manganese, total (3050)	M6010B ICP	M3	The spike recovery value is unusable since the analyte concentration in the sample is disproportionate to the spike level. The recovery of the associated control sample (LCS or LFB) was acceptable.
		Nickel, total (3050)	M6010B ICP	ZG	The ICP Serial Dilution was not used for data validation because the sample concentration was less than 50 times the MDL.
	WG248916	Thallium, total (3050)	M6020 ICP-MS	ZB	The ICP-MS Serial Dilution was not used for data validation because the sample concentration was less than 100 times the MDL.
	WG248951	Zinc, total (3050)	M6010B ICP	ZH	Serial Dilution exceeded the acceptance criteria. Matrix interference [physical or chemical] is suspected.
L70584-04	WG248916	Antimony, total (3050)	M6020 ICP-MS	M2	Matrix spike recovery was low, the recovery of the associated control sample (LCS or LFB) was acceptable.
	WG248951	Barium, total (3050)	M6010B ICP	MA	Recovery for either the spike or spike duplicate was outside of the acceptance limits; the RPD was within the acceptance limits.
		Cobalt, total (3050)	M6010B ICP	ZG	The ICP Serial Dilution was not used for data validation because the sample concentration was less than 50 times the MDL.
	WG248916	Lead, total (3050)	M6020 ICP-MS	BB	Target analyte detected in calibration blank at or above acceptance limit. Sample value was > 10X the concentration in the calibration blank.
			M6020 ICP-MS	ZB	The ICP-MS Serial Dilution was not used for data validation because the sample concentration was less than 100 times the MDL.
	WG248951	Manganese, total (3050)	M6010B ICP	M3	The spike recovery value is unusable since the analyte concentration in the sample is disproportionate to the spike level. The recovery of the associated control sample (LCS or LFB) was acceptable.
		Nickel, total (3050)	M6010B ICP	ZG	The ICP Serial Dilution was not used for data validation because the sample concentration was less than 50 times the MDL.
	WG248916	Thallium, total (3050)	M6020 ICP-MS	ZB	The ICP-MS Serial Dilution was not used for data validation because the sample concentration was less than 100 times the MDL.
	WG248951	Zinc, total (3050)	M6010B ICP	ZH	Serial Dilution exceeded the acceptance criteria. Matrix interference [physical or chemical] is suspected.

ACZ Laboratories, Inc.
2773 Downhill Drive Steamboat Springs, CO 80487 (800) 334-5493

Inorganic Extended Qualifier Report

FMI Gold & Copper - Sierrita ACZ Project ID: ***L70584***

ACZ ID	WORKNUM	PARAMETER	METHOD	QUAL	DESCRIPTION
L70584-05	WG248916	Antimony, total (3050)	M6020 ICP-MS	M2	Matrix spike recovery was low, the recovery of the associated control sample (LCS or LFB) was acceptable.
	WG248951	Barium, total (3050)	M6010B ICP	MA	Recovery for either the spike or spike duplicate was outside of the acceptance limits; the RPD was within the acceptance limits.
		Cobalt, total (3050)	M6010B ICP	ZG	The ICP Serial Dilution was not used for data validation because the sample concentration was less than 50 times the MDL.
	WG249093	Lead, total (3050)	M6020 ICP-MS	BB	Target analyte detected in calibration blank at or above acceptance limit. Sample value was > 10X the concentration in the calibration blank.
			M6020 ICP-MS	ZB	The ICP-MS Serial Dilution was not used for data validation because the sample concentration was less than 100 times the MDL.
	WG248951	Manganese, total (3050)	M6010B ICP	M3	The spike recovery value is unusable since the analyte concentration in the sample is disproportionate to the spike level. The recovery of the associated control sample (LCS or LFB) was acceptable.
		Nickel, total (3050)	M6010B ICP	ZG	The ICP Serial Dilution was not used for data validation because the sample concentration was less than 50 times the MDL.
	WG248916	Thallium, total (3050)	M6020 ICP-MS	ZB	The ICP-MS Serial Dilution was not used for data validation because the sample concentration was less than 100 times the MDL.
	WG248951	Zinc, total (3050)	M6010B ICP	ZH	Serial Dilution exceeded the acceptance criteria. Matrix interference [physical or chemical] is suspected.

Metals Analysis

The following parameters are not offered for certification or are not covered by NELAC certificate #ACZ.

Uranium, total (3050)	M6020 ICP-MS

Soil Analysis

The following parameters are not offered for certification or are not covered by NELAC certificate #ACZ.

Solids, Percent	CLPSOW390, PART F, D-98

ACZ Laboratories, Inc.
2773 Downhill Drive Steamboat Springs, CO 80487 (800) 334-5493

Sample Receipt

FMI Gold & Copper - Sierrita
OJ07R9

ACZ Project ID: L70584
Date Received: 7/18/2008
Received By:
Date Printed: 7/18/2008

Receipt Verification

	YES	NO	NA
1) Does this project require special handling procedures such as CLP protocol?			X
2) Are the custody seals on the cooler intact?	X		
3) Are the custody seals on the sample containers intact?			X
4) Is there a Chain of Custody or other directive shipping papers present?	X		
5) Is the Chain of Custody complete?	X		
6) Is the Chain of Custody in agreement with the samples received?	X		
7) Is there enough sample for all requested analyses?	X		
8) Are all samples within holding times for requested analyses?	X		
9) Were all sample containers received intact?	X		
10) Are the temperature blanks present?			X
11) Are the trip blanks (VOA and/or Cyanide) present?			X
12) Are samples requiring no headspace, headspace free?			X
13) Do the samples that require a Foreign Soils Permit have one?			X

Exceptions: If you answered no to any of the above questions, please describe

N/A

Contact (For any discrepancies, the client must be contacted)

N/A

Shipping Containers

Cooler Id	Temp (°C)	Rad (µR/hr)
2142	3.4	16

Client must contact ACZ Project Manager if analysis should not proceed for samples received outside of thermal preservation acceptance criteria.

Notes

ACZ Laboratories, Inc.
2773 Downhill Drive Steamboat Springs, CO 80487 (800) 334-5493

Sample Receipt

FMI Gold & Copper - Sierrita
OJ07R9

ACZ Project ID: L70584
Date Received: 7/18/2008
Received By:

Sample Container Preservation

SAMPLE	CLIENT ID	R < 2	G < 2	BK < 2	Y< 2	YG< 2	B< 2	O < 2	T >12	N/A	RAD	ID
L70584-01	CP-P07-0-1									X		
L70584-02	CP-P07-1-3									X		
L70584-03	CP-P07-5-7									X		
L70584-04	CP-SD-04-0-1.5									X		
L70584-05	CP-SD-04-1.5-3.0									X		

Sample Container Preservation Legend

Abbreviation	Description	Container Type	Preservative/Limits
R	Raw/Nitric	RED	pH must be < 2
B	Filtered/Sulfuric	BLUE	pH must be < 2
BK	Filtered/Nitric	BLACK	pH must be < 2
G	Filtered/Nitric	GREEN	pH must be < 2
O	Raw/Sulfuric	ORANGE	pH must be < 2
P	Raw/NaOH	PURPLE	pH must be > 12 *
T	Raw/NaOH Zinc Acetate	TAN	pH must be > 12
Y	Raw/Sulfuric	YELLOW	pH must be < 2
YG	Raw/Sulfuric	YELLOW GLASS	pH must be < 2
N/A	No preservative needed	Not applicable	
RAD	Gamma/Beta dose rate	Not applicable	must be < 250 µR/hr

* pH check performed by analyst prior to sample preparation

Sample IDs Reviewed By: _____

ACZ Laboratories, Inc. L70584

2773 Downhill Drive Steamboat Springs, CO 80487 (800) 334-5493

CHAIN of CUSTODY

Report to:

Name: Ned Hall
Company: FMI - Sierrita
E-mail: Ned-Hall@FMI.com
Address: 6200 W. Duval Mine Rd
P.O. Box 527, Green Valley, AZ
Telephone: (520) 648-8857

Copy of Report to:

Name:
Company:
E-mail: Steven_Vaughn@urscorp.com
Telephone:

Invoice to:

Name: Ned Hall
Company: FMI-Sierrita
E-mail: Ned-Hall@FMI.com
Address: 6200 W. Duval Mine Road
P.O. Box 527, Greenville, AZ
Telephone: (520) 648-8857

If sample(s) received past holding time (HT), or if insufficient HT remains to complete analysis before expiration, shall ACZ proceed with requested short HT analyses? YES [ ] NO [ ]
If "NO" then ACZ will contact client for further instruction. If neither "YES" nor "NO" is indicated, ACZ will proceed with the requested analyses, even if HT is expired, and data will be qualified.

PROJECT INFORMATION

Quote #:
Project/PO #: OJ07R9
Reporting state for compliance testing:
Sampler's Name: Armando Jimenez
Are any samples NRC licensable material?

ANALYSES REQUESTED *(attach list or use quote number)*

SAMPLE IDENTIFICATION	DATE:TIME	Matrix	# of Containers	See attached Quote 7/8/2008
CP-P07-0-1	7-17-08 1404	SO	1	✓
CP-P07-1-3	7-17-08 1404		1	
CP-P07-5-7	7-17-08 1411		1	
CP-SD-04-0-1.5	7-17-08 1452		1	
CP-SD-04-1.5-3.0	7-17-08 1452		1	

Matrix: SW (Surface Water) · GW (Ground Water) · WW (Waste Water) · DW (Drinking Water) · SL (Sludge) · SO (Soil) · OL (Oil) · Other

REMARKS/ SAMPLE DISCLOSURES

Fedex 8416 8507 9721

PAGE 1 of 1

Please refer to ACZ's terms & conditions located on the reverse side of this COC.

RELINQUISHED BY:	DATE:TIME	RECEIVED BY:	DATE:TIME
A. Yu	7-18-08 1530	Fed Ex	7-18-08 10:35

FRMAD050.03.05.02 White - Return with sample. Yellow - Retain for your records.

ACZ Laboratories, Inc.

2773 Downhill Drive Steamboat Springs, CO 80487 (800) 334-5493

Analytical Quote

Accounts Payable
FMI Gold & Copper - Sierrita
P.O. Box 2671
Phoenix, AZ 85002-2671

7/8/2008

Quote Number: SOIL-GPL

Matrix: Soil — Sierrita Soil Sampling Program

Parameter	Method	Detection Limit	Cost/Sample
Metals Analysis			
Antimony, total (3050)	M6020 ICP-MS	0.04 mg/Kg	$13.50
Arsenic, total (3050)	M6020 ICP-MS	0.05 mg/Kg	$13.50
Barium, total (3050)	M6010B ICP	0.3 mg/Kg	$6.75
Beryllium, total (3050)	M6010B ICP	0.2 mg/Kg	$6.75
Cadmium, total (3050)	M6010B ICP	0.5 mg/Kg	$6.75
Chromium, total (3050)	M6010B ICP	1 mg/Kg	$6.75
Cobalt, total (3050)	M6010B ICP	1 mg/Kg	$6.75
Copper, total (3050)	M6010B ICP	1 mg/Kg	$6.75
Lead, total (3050)	M6020 ICP-MS	0.01 mg/Kg	$13.50
Manganese, total (3050)	M6010B ICP	0.5 mg/Kg	$6.75
Mercury, total	M7471A CVAA	0.02 mg/Kg	$17.25
Molybdenum, total (3050)	M6010B ICP	1 mg/Kg	$6.75
Nickel, total (3050)	M6010B ICP	1 mg/Kg	$6.75
Selenium, total (3050)	M6020 ICP-MS	0.01 mg/Kg	$13.50
Thallium, total (3050)	M6020 ICP-MS	0.01 mg/Kg	$13.50
Uranium, total (3050)	M6020 ICP-MS	0.01 mg/Kg	$13.50
Zinc, total (3050)	M6010B ICP	1 mg/Kg	$6.75
Misc.			
Electronic Data Deliverable			$0.00
Quality Control Summary			$0.00
Sample Preparation			
Air Dry at 34 Degrees C	USDA No. 1, 1972		$5.25
Digestion - Alkaline	M3060A		$99.98
Digestion - Hot Plate	M3050B ICP-MS		$10.50
Sieve-2000 um (2.0mm)	ASA No.9, 15-4.2.2		$8.25
Soil Analysis			
Solids, Percent	CLPSOW390, PART F, D-98	0.1 %	$5.25
Wet Chemistry			
Chromium, Hexavalent (3060)	M7196A	0.005 mg/Kg	$28.00
		Cost/Sample:	**$322.98**

Pricing includes standard deliverables and turnaround. Includes a QC Summary and default electronic data deliverable.
Method detection limits are estimates and may be elevated depending on sample matrix.

REPAD.09.06.05.01

D/ 21 P/

ACZ Laboratories, Inc.
2773 Downhill Drive Steamboat Springs, CO 80487 (800) 334-5493

Analytical Report

August 29, 2008

Report to:
Ned Hall
FMI Gold & Copper - Sierrita
P.O. Box 527 6200 W. Duval Mine Rd.
Green Valley, AZ 85622-0527

Bill to:
Accounts Payable
FMI Gold & Copper - Sierrita
P.O. Box 2671
Phoenix, AZ 85002-2671

cc: Rick Smith, Steve Vaughn

Project ID: OJ07R9
ACZ Project ID: L70791

Ned Hall:

Enclosed are the analytical results for sample(s) submitted to ACZ Laboratories, Inc. (ACZ) on July 29, 2008. This project has been assigned to ACZ's project number, L70791. Please reference this number in all future inquiries.

All analyses were performed according to ACZ's Quality Assurance Plan, version 12.0. The enclosed results relate only to the samples received under L70791. Each section of this report has been reviewed and approved by the appropriate Laboratory Supervisor, or a qualified substitute.

Except as noted, the test results for the methods and parameters listed on ACZ's current NELAC certificate letter (#ACZ) meet all requirements of NELAC.

This report shall be used or copied only in its entirety. ACZ is not responsible for the consequences arising from the use of a partial report.

All samples and sub-samples associated with this project will be disposed of after September 29, 2008. If the samples are determined to be hazardous, additional charges apply for disposal (typically less than $10/sample). If you would like the samples to be held longer than ACZ's stated policy or to be returned, please contact your Project Manager or Customer Service Representative for further details and associated costs. ACZ retains analytical reports for five years.

If you have any questions or other needs, please contact your Project Manager.

S. Habermehl

Scott Habermehl has reviewed
and approved this report.

ACZ Laboratories, Inc.
2773 Downhill Drive Steamboat Springs, CO 80487 (800) 334-5493

Inorganic Analytical Results

FMI Gold & Copper - Sierrita
Project ID: OJ07R9
Sample ID: CP-Q09-0-1

ACZ Sample ID: ***L70791-01***
Date Sampled: *07/23/08 10:15*
Date Received: *07/29/08*
Sample Matrix: *Soil*

Metals Analysis

Parameter	EPA Method	Result	Qual	XQ	Units	MDL	PQL	Date	Analyst
Antimony, total (3050)	M6020 ICP-MS	0.3	B	*	mg/Kg	0.2	1	08/15/08 22:41	msh
Arsenic, total (3050)	M6020 ICP-MS	2.3			mg/Kg	0.3	0.5	08/14/08 20:04	erf/msh
Barium, total (3050)	M6010B ICP	120		*	mg/Kg	0.3	2	08/14/08 23:30	aeh
Beryllium, total (3050)	M6010B ICP	0.6	B		mg/Kg	0.2	1	08/16/08 1:50	aeh
Cadmium, total (3050)	M6010B ICP		U		mg/Kg	0.5	2	08/14/08 23:30	aeh
Chromium, total (3050)	M6010B ICP	12		*	mg/Kg	1	5	08/14/08 23:30	aeh
Cobalt, total (3050)	M6010B ICP	8			mg/Kg	1	5	08/14/08 23:30	aeh
Copper, total (3050)	M6010B ICP	724		*	mg/Kg	1	5	08/14/08 23:30	aeh
Lead, total (3050)	M6020 ICP-MS	4.61			mg/Kg	0.05	0.3	08/14/08 20:04	erf/msh
Manganese, total (3050)	M6010B ICP	202		*	mg/Kg	0.5	3	08/16/08 1:50	aeh
Mercury, total	M7471A CVAA		U		mg/Kg	0.04	0.2	08/11/08 14:27	jws
Molybdenum, total (3050)	M6010B ICP	123			mg/Kg	1	5	08/14/08 23:30	aeh
Nickel, total (3050)	M6010B ICP	29			mg/Kg	1	5	08/14/08 23:30	aeh
Selenium, total (3050)	M6020 ICP-MS	0.35			mg/Kg	0.05	0.3	08/14/08 20:04	erf/msh
Thallium, total (3050)	M6020 ICP-MS	0.26	B		mg/Kg	0.05	0.3	08/15/08 22:41	msh
Uranium, total (3050)	M6020 ICP-MS	2.21		*	mg/Kg	0.05	0.3	08/14/08 20:04	erf/msh
Zinc, total (3050)	M6010B ICP	44		*	mg/Kg	1	5	08/14/08 23:30	aeh

Soil Analysis

Parameter	EPA Method	Result	Qual	XQ	Units	MDL	PQL	Date	Analyst
Solids, Percent	CLPSOW390, PART F, D-98	95.9		*	%	0.1	0.5	07/30/08 8:09	bjl

Soil Preparation

Parameter	EPA Method	Result	Qual	XQ	Units	MDL	PQL	Date	Analyst
Air Dry at 34 Degrees C	USDA No. 1, 1972			*				07/29/08 21:39	bjl
Digestion - Hot Plate	M3050B ICP-MS							08/08/08 12:34	mjc/lwt
Sieve-2000 um (2.0mm)	ASA No.9, 15-4.2.2			*				08/05/08 11:30	lwt/brd

Arizona license number: AZ0102

** Please refer to Qualifier Reports for details.*

ACZ Laboratories, Inc.
2773 Downhill Drive Steamboat Springs, CO 80487 (800) 334-5493

Inorganic Analytical Results

FMI Gold & Copper - Sierrita
Project ID: OJ07R9
Sample ID: CP-Q09-1-3

ACZ Sample ID: ***L70791-02***
Date Sampled: *07/23/08 10:15*
Date Received: *07/29/08*
Sample Matrix: *Soil*

Metals Analysis

Parameter	EPA Method	Result	Qual	XQ	Units	MDL	PQL	Date	Analyst
Antimony, total (3050)	M6020 ICP-MS		U	*	mg/Kg	0.2	1	08/15/08 23:01	msh
Arsenic, total (3050)	M6020 ICP-MS	1.5			mg/Kg	0.3	0.5	08/14/08 20:23	erf/msh
Barium, total (3050)	M6010B ICP	247		*	mg/Kg	0.3	2	08/14/08 23:34	aeh
Beryllium, total (3050)	M6010B ICP	0.3	B		mg/Kg	0.2	1	08/16/08 1:54	aeh
Cadmium, total (3050)	M6010B ICP		U		mg/Kg	0.5	2	08/14/08 23:34	aeh
Chromium, total (3050)	M6010B ICP	7		*	mg/Kg	1	5	08/14/08 23:34	aeh
Cobalt, total (3050)	M6010B ICP	5			mg/Kg	1	5	08/14/08 23:34	aeh
Copper, total (3050)	M6010B ICP	499		*	mg/Kg	1	5	08/14/08 23:34	aeh
Lead, total (3050)	M6020 ICP-MS	3.19			mg/Kg	0.05	0.3	08/14/08 20:23	erf/msh
Manganese, total (3050)	M6010B ICP	170		*	mg/Kg	0.5	3	08/16/08 1:54	aeh
Mercury, total	M7471A CVAA		U		mg/Kg	0.04	0.2	08/11/08 14:34	jws
Molybdenum, total (3050)	M6010B ICP	8			mg/Kg	1	5	08/14/08 23:34	aeh
Nickel, total (3050)	M6010B ICP	22			mg/Kg	1	5	08/14/08 23:34	aeh
Selenium, total (3050)	M6020 ICP-MS	0.14	B		mg/Kg	0.05	0.3	08/14/08 20:23	erf/msh
Thallium, total (3050)	M6020 ICP-MS	0.49			mg/Kg	0.05	0.3	08/15/08 23:01	msh
Uranium, total (3050)	M6020 ICP-MS	2.67		*	mg/Kg	0.05	0.3	08/14/08 20:23	erf/msh
Zinc, total (3050)	M6010B ICP	30		*	mg/Kg	1	5	08/14/08 23:34	aeh

Soil Analysis

Parameter	EPA Method	Result	Qual	XQ	Units	MDL	PQL	Date	Analyst
Solids, Percent	CLPSOW390, PART F, D-98	97.4		*	%	0.1	0.5	07/30/08 10:27	bjl

Soil Preparation

Parameter	EPA Method	Result	Qual	XQ	Units	MDL	PQL	Date	Analyst
Air Dry at 34 Degrees C	USDA No. 1, 1972			*				07/29/08 22:10	bjl
Digestion - Hot Plate	M3050B ICP-MS							08/08/08 13:09	mjc/lwt
Sieve-2000 um (2.0mm)	ASA No.9, 15-4.2.2			*				08/05/08 11:33	lwt/brd

Arizona license number: AZ0102

** Please refer to Qualifier Reports for details.*

ACZ Laboratories, Inc.
2773 Downhill Drive Steamboat Springs, CO 80487 (800) 334-5493

Inorganic Analytical Results

FMI Gold & Copper - Sierrita
Project ID: OJ07R9
Sample ID: CP-SD-07-0-1.5

ACZ Sample ID: ***L70791-03***
Date Sampled: *07/23/08 10:47*
Date Received: *07/29/08*
Sample Matrix: *Soil*

Metals Analysis

Parameter	EPA Method	Result	Qual	XQ	Units	MDL	PQL	Date	Analyst
Antimony, total (3050)	M6020 ICP-MS	0.2	B	*	mg/Kg	0.2	1	08/15/08 23:07	msh
Arsenic, total (3050)	M6020 ICP-MS	2.9			mg/Kg	0.3	0.5	08/14/08 20:30	erf/msh
Barium, total (3050)	M6010B ICP	136		*	mg/Kg	0.3	2	08/14/08 23:37	aeh
Beryllium, total (3050)	M6010B ICP	0.9	B		mg/Kg	0.2	1	08/16/08 1:57	aeh
Cadmium, total (3050)	M6010B ICP		U		mg/Kg	0.5	2	08/14/08 23:37	aeh
Chromium, total (3050)	M6010B ICP	14		*	mg/Kg	1	5	08/14/08 23:37	aeh
Cobalt, total (3050)	M6010B ICP	9			mg/Kg	1	5	08/14/08 23:37	aeh
Copper, total (3050)	M6010B ICP	439		*	mg/Kg	1	5	08/14/08 23:37	aeh
Lead, total (3050)	M6020 ICP-MS	7.05			mg/Kg	0.05	0.3	08/14/08 20:30	erf/msh
Manganese, total (3050)	M6010B ICP	298		*	mg/Kg	0.5	3	08/16/08 1:57	aeh
Mercury, total	M7471A CVAA		U		mg/Kg	0.04	0.2	08/11/08 14:36	jws
Molybdenum, total (3050)	M6010B ICP	42			mg/Kg	1	5	08/14/08 23:37	aeh
Nickel, total (3050)	M6010B ICP	33			mg/Kg	1	5	08/14/08 23:37	aeh
Selenium, total (3050)	M6020 ICP-MS	0.34			mg/Kg	0.05	0.3	08/14/08 20:30	erf/msh
Thallium, total (3050)	M6020 ICP-MS	0.27	B		mg/Kg	0.05	0.3	08/15/08 23:07	msh
Uranium, total (3050)	M6020 ICP-MS	3.45		*	mg/Kg	0.05	0.3	08/14/08 20:30	erf/msh
Zinc, total (3050)	M6010B ICP	45		*	mg/Kg	1	5	08/14/08 23:37	aeh

Soil Analysis

Parameter	EPA Method	Result	Qual	XQ	Units	MDL	PQL	Date	Analyst
Solids, Percent	CLPSOW390, PART F, D-98	94.6		*	%	0.1	0.5	07/30/08 11:37	bjl

Soil Preparation

Parameter	EPA Method	Result	Qual	XQ	Units	MDL	PQL	Date	Analyst
Air Dry at 34 Degrees C	USDA No. 1, 1972			*				07/29/08 22:41	bjl
Digestion - Hot Plate	M3050B ICP-MS							08/08/08 13:20	mjc/lwt
Sieve-2000 um (2.0mm)	ASA No.9, 15-4.2.2			*				08/05/08 11:37	lwt/brd

Arizona license number: AZ0102

** Please refer to Qualifier Reports for details.*

ACZ Laboratories, Inc.
2773 Downhill Drive Steamboat Springs, CO 80487 (800) 334-5493

Inorganic Analytical Results

FMI Gold & Copper - Sierrita
Project ID: OJ07R9
Sample ID: CP-SD-07-1.5-3.0

ACZ Sample ID: ***L70791-04***
Date Sampled: *07/23/08 10:47*
Date Received: *07/29/08*
Sample Matrix: *Soil*

Metals Analysis

Parameter	EPA Method	Result	Qual	XQ	Units	MDL	PQL	Date	Analyst
Antimony, total (3050)	M6020 ICP-MS	0.2	B	*	mg/Kg	0.2	1	08/15/08 23:26	msh
Arsenic, total (3050)	M6020 ICP-MS	0.8			mg/Kg	0.3	0.5	08/14/08 20:49	erf/msh
Barium, total (3050)	M6010B ICP	166		*	mg/Kg	0.3	2	08/14/08 23:40	aeh
Beryllium, total (3050)	M6010B ICP	0.5	B		mg/Kg	0.2	1	08/16/08 2:01	aeh
Cadmium, total (3050)	M6010B ICP		U		mg/Kg	0.5	2	08/14/08 23:40	aeh
Chromium, total (3050)	M6010B ICP	9		*	mg/Kg	1	5	08/14/08 23:40	aeh
Cobalt, total (3050)	M6010B ICP	11			mg/Kg	1	5	08/14/08 23:40	aeh
Copper, total (3050)	M6010B ICP	180		*	mg/Kg	1	5	08/14/08 23:40	aeh
Lead, total (3050)	M6020 ICP-MS	2.49			mg/Kg	0.05	0.3	08/14/08 20:49	erf/msh
Manganese, total (3050)	M6010B ICP	344		*	mg/Kg	0.5	3	08/16/08 2:01	aeh
Mercury, total	M7471A CVAA		U		mg/Kg	0.04	0.2	08/11/08 14:38	jws
Molybdenum, total (3050)	M6010B ICP	2	B		mg/Kg	1	5	08/14/08 23:40	aeh
Nickel, total (3050)	M6010B ICP	31			mg/Kg	1	5	08/14/08 23:40	aeh
Selenium, total (3050)	M6020 ICP-MS		U	*	mg/Kg	0.05	0.3	08/14/08 20:49	erf/msh
Thallium, total (3050)	M6020 ICP-MS	0.30	B		mg/Kg	0.05	0.3	08/15/08 23:26	msh
Uranium, total (3050)	M6020 ICP-MS	2.19		*	mg/Kg	0.05	0.3	08/15/08 23:26	msh
Zinc, total (3050)	M6010B ICP	47		*	mg/Kg	1	5	08/14/08 23:40	aeh

Soil Analysis

Parameter	EPA Method	Result	Qual	XQ	Units	MDL	PQL	Date	Analyst
Solids, Percent	CLPSOW390, PART F, D-98	97.8		*	%	0.1	0.5	07/30/08 12:46	bjl

Soil Preparation

Parameter	EPA Method	Result	Qual	XQ	Units	MDL	PQL	Date	Analyst
Air Dry at 34 Degrees C	USDA No. 1, 1972			*				07/29/08 23:12	bjl
Digestion - Hot Plate	M3050B ICP-MS							08/08/08 13:32	mjc/lwt
Sieve-2000 um (2.0mm)	ASA No.9, 15-4.2.2			*				08/05/08 11:40	lwt/brd

Arizona license number: AZ0102

** Please refer to Qualifier Reports for details.*

ACZ Laboratories, Inc.
2773 Downhill Drive Steamboat Springs, CO 80487 (800) 334-5493

Inorganic Analytical Results

FMI Gold & Copper - Sierrita
Project ID: OJ07R9
Sample ID: CP-P12-0-1

ACZ Sample ID: ***L70791-05***
Date Sampled: *07/23/08 11:03*
Date Received: *07/29/08*
Sample Matrix: *Soil*

Metals Analysis

Parameter	EPA Method	Result	Qual	XQ	Units	MDL	PQL	Date	Analyst
Antimony, total (3050)	M6020 ICP-MS	0.9	B	*	mg/Kg	0.2	1	08/15/08 23:33	msh
Arsenic, total (3050)	M6020 ICP-MS	5.5			mg/Kg	0.3	0.5	08/14/08 20:56	erf/msh
Barium, total (3050)	M6010B ICP	81.4		*	mg/Kg	0.3	2	08/14/08 23:44	aeh
Beryllium, total (3050)	M6010B ICP	0.7	B		mg/Kg	0.2	1	08/16/08 2:12	aeh
Cadmium, total (3050)	M6010B ICP		U		mg/Kg	0.5	2	08/14/08 23:44	aeh
Chromium, total (3050)	M6010B ICP	13		*	mg/Kg	1	5	08/14/08 23:44	aeh
Cobalt, total (3050)	M6010B ICP	6			mg/Kg	1	5	08/14/08 23:44	aeh
Copper, total (3050)	M6010B ICP	1680		*	mg/Kg	1	5	08/14/08 23:44	aeh
Lead, total (3050)	M6020 ICP-MS	39.00			mg/Kg	0.05	0.3	08/14/08 20:56	erf/msh
Manganese, total (3050)	M6010B ICP	167		*	mg/Kg	0.5	3	08/16/08 2:12	aeh
Mercury, total	M7471A CVAA		U		mg/Kg	0.04	0.2	08/11/08 14:40	jws
Molybdenum, total (3050)	M6010B ICP	239			mg/Kg	1	5	08/14/08 23:44	aeh
Nickel, total (3050)	M6010B ICP	31			mg/Kg	1	5	08/14/08 23:44	aeh
Selenium, total (3050)	M6020 ICP-MS	1.48		*	mg/Kg	0.05	0.3	08/28/08 18:30	rac
Thallium, total (3050)	M6020 ICP-MS	0.26	B		mg/Kg	0.05	0.3	08/15/08 23:33	msh
Uranium, total (3050)	M6020 ICP-MS	3.15		*	mg/Kg	0.05	0.3	08/15/08 23:33	msh
Zinc, total (3050)	M6010B ICP	96		*	mg/Kg	1	5	08/14/08 23:44	aeh

Soil Analysis

Parameter	EPA Method	Result	Qual	XQ	Units	MDL	PQL	Date	Analyst
Solids, Percent	CLPSOW390, PART F, D-98	93.4		*	%	0.1	0.5	07/30/08 13:55	bjl

Soil Preparation

Parameter	EPA Method	Result	Qual	XQ	Units	MDL	PQL	Date	Analyst
Air Dry at 34 Degrees C	USDA No. 1, 1972			*				07/29/08 23:43	bjl
Digestion - Hot Plate	M3050B ICP-MS							08/08/08 13:43	mjc/lwt
Sieve-2000 um (2.0mm)	ASA No.9, 15-4.2.2			*				08/05/08 11:44	lwt/brd

Arizona license number: AZ0102

** Please refer to Qualifier Reports for details.*

ACZ Laboratories, Inc.
2773 Downhill Drive Steamboat Springs, CO 80487 (800) 334-5493

Inorganic Analytical Results

FMI Gold & Copper - Sierrita
Project ID: OJ07R9
Sample ID: CP-P12-1-3

ACZ Sample ID: ***L70791-06***
Date Sampled: *07/23/08 11:03*
Date Received: *07/29/08*
Sample Matrix: *Soil*

Metals Analysis

Parameter	EPA Method	Result	Qual	XQ	Units	MDL	PQL	Date	Analyst
Antimony, total (3050)	M6020 ICP-MS	0.3	B	*	mg/Kg	0.2	1	08/15/08 23:39	msh
Arsenic, total (3050)	M6020 ICP-MS	3.4			mg/Kg	0.3	0.5	08/14/08 21:02	erf/msh
Barium, total (3050)	M6010B ICP	49.9		*	mg/Kg	0.3	2	08/14/08 23:47	aeh
Beryllium, total (3050)	M6010B ICP	0.8	B		mg/Kg	0.2	1	08/16/08 2:16	aeh
Cadmium, total (3050)	M6010B ICP		U		mg/Kg	0.5	2	08/14/08 23:47	aeh
Chromium, total (3050)	M6010B ICP	10		*	mg/Kg	1	5	08/14/08 23:47	aeh
Cobalt, total (3050)	M6010B ICP	3	B		mg/Kg	1	5	08/14/08 23:47	aeh
Copper, total (3050)	M6010B ICP	337		*	mg/Kg	1	5	08/14/08 23:47	aeh
Lead, total (3050)	M6020 ICP-MS	7.98			mg/Kg	0.05	0.3	08/14/08 21:02	erf/msh
Manganese, total (3050)	M6010B ICP	85.0		*	mg/Kg	0.5	3	08/16/08 2:16	aeh
Mercury, total	M7471A CVAA		U		mg/Kg	0.04	0.2	08/11/08 14:47	jws
Molybdenum, total (3050)	M6010B ICP	9			mg/Kg	1	5	08/14/08 23:47	aeh
Nickel, total (3050)	M6010B ICP	31			mg/Kg	1	5	08/14/08 23:47	aeh
Selenium, total (3050)	M6020 ICP-MS	0.19	B	*	mg/Kg	0.05	0.3	08/28/08 18:32	rac
Thallium, total (3050)	M6020 ICP-MS	0.18	B		mg/Kg	0.05	0.3	08/15/08 23:39	msh
Uranium, total (3050)	M6020 ICP-MS	1.30		*	mg/Kg	0.05	0.3	08/15/08 23:39	msh
Zinc, total (3050)	M6010B ICP	27		*	mg/Kg	1	5	08/14/08 23:47	aeh

Soil Analysis

Parameter	EPA Method	Result	Qual	XQ	Units	MDL	PQL	Date	Analyst
Solids, Percent	CLPSOW390, PART F, D-98	94.2		*	%	0.1	0.5	07/30/08 15:04	bjl

Soil Preparation

Parameter	EPA Method	Result	Qual	XQ	Units	MDL	PQL	Date	Analyst
Air Dry at 34 Degrees C	USDA No. 1, 1972			*				07/30/08 0:14	bjl
Digestion - Hot Plate	M3050B ICP-MS							08/08/08 13:55	mjc/lwt
Sieve-2000 um (2.0mm)	ASA No.9, 15-4.2.2			*				08/05/08 11:47	lwt/brd

Arizona license number: AZ0102

** Please refer to Qualifier Reports for details.*

ACZ Laboratories, Inc.
2773 Downhill Drive Steamboat Springs, CO 80487 (800) 334-5493

Inorganic Analytical Results

FMI Gold & Copper - Sierrita
Project ID: OJ07R9
Sample ID: CP-SD-08-0-1.5

ACZ Sample ID: ***L70791-07***
Date Sampled: *07/28/08 09:10*
Date Received: *07/29/08*
Sample Matrix: *Soil*

Metals Analysis

Parameter	EPA Method	Result	Qual	XQ	Units	MDL	PQL	Date	Analyst
Antimony, total (3050)	M6020 ICP-MS	0.2	B	*	mg/Kg	0.2	1	08/15/08 23:46	msh
Arsenic, total (3050)	M6020 ICP-MS	2.0			mg/Kg	0.3	0.5	08/14/08 21:09	erf/msh
Barium, total (3050)	M6010B ICP	135		*	mg/Kg	0.3	2	08/14/08 23:51	aeh
Beryllium, total (3050)	M6010B ICP	0.5	B		mg/Kg	0.2	1	08/16/08 2:19	aeh
Cadmium, total (3050)	M6010B ICP		U		mg/Kg	0.5	2	08/14/08 23:51	aeh
Chromium, total (3050)	M6010B ICP	12		*	mg/Kg	1	5	08/14/08 23:51	aeh
Cobalt, total (3050)	M6010B ICP	10			mg/Kg	1	5	08/14/08 23:51	aeh
Copper, total (3050)	M6010B ICP	599		*	mg/Kg	1	5	08/14/08 23:51	aeh
Lead, total (3050)	M6020 ICP-MS	6.87			mg/Kg	0.05	0.3	08/14/08 21:09	erf/msh
Manganese, total (3050)	M6010B ICP	283		*	mg/Kg	0.5	3	08/16/08 2:19	aeh
Mercury, total	M7471A CVAA		U		mg/Kg	0.04	0.2	08/11/08 14:49	jws
Molybdenum, total (3050)	M6010B ICP	86			mg/Kg	1	5	08/14/08 23:51	aeh
Nickel, total (3050)	M6010B ICP	31			mg/Kg	1	5	08/14/08 23:51	aeh
Selenium, total (3050)	M6020 ICP-MS	0.27	B	*	mg/Kg	0.05	0.3	08/28/08 18:33	rac
Thallium, total (3050)	M6020 ICP-MS	0.25	B		mg/Kg	0.05	0.3	08/15/08 23:46	msh
Uranium, total (3050)	M6020 ICP-MS	5.96		*	mg/Kg	0.05	0.3	08/15/08 23:46	msh
Zinc, total (3050)	M6010B ICP	50		*	mg/Kg	1	5	08/14/08 23:51	aeh

Soil Analysis

Parameter	EPA Method	Result	Qual	XQ	Units	MDL	PQL	Date	Analyst
Solids, Percent	CLPSOW390, PART F, D-98	96.0		*	%	0.1	0.5	07/30/08 16:14	bjl

Soil Preparation

Parameter	EPA Method	Result	Qual	XQ	Units	MDL	PQL	Date	Analyst
Air Dry at 34 Degrees C	USDA No. 1, 1972			*				07/30/08 0:46	bjl
Digestion - Hot Plate	M3050B ICP-MS							08/08/08 14:06	mjc/lwt
Sieve-2000 um (2.0mm)	ASA No.9, 15-4.2.2			*				08/05/08 11:51	lwt/brd

Arizona license number: AZ0102

** Please refer to Qualifier Reports for details.*

ACZ Laboratories, Inc.
2773 Downhill Drive Steamboat Springs, CO 80487 (800) 334-5493

Inorganic Analytical Results

FMI Gold & Copper - Sierrita
Project ID: OJ07R9
Sample ID: CP-SD-08-1.5-3.0

ACZ Sample ID: ***L70791-08***
Date Sampled: *07/28/08 09:10*
Date Received: *07/29/08*
Sample Matrix: *Soil*

Metals Analysis

Parameter	EPA Method	Result	Qual	XQ	Units	MDL	PQL	Date	Analyst
Antimony, total (3050)	M6020 ICP-MS		U	*	mg/Kg	0.2	1	08/15/08 23:52	msh
Arsenic, total (3050)	M6020 ICP-MS	1.2			mg/Kg	0.3	0.5	08/14/08 21:15	erf/msh
Barium, total (3050)	M6010B ICP	164		*	mg/Kg	0.3	2	08/15/08 0:01	aeh
Beryllium, total (3050)	M6010B ICP	0.5	B		mg/Kg	0.2	1	08/16/08 2:23	aeh
Cadmium, total (3050)	M6010B ICP		U		mg/Kg	0.5	2	08/15/08 0:01	aeh
Chromium, total (3050)	M6010B ICP	11		*	mg/Kg	1	5	08/15/08 0:01	aeh
Cobalt, total (3050)	M6010B ICP	11			mg/Kg	1	5	08/15/08 0:01	aeh
Copper, total (3050)	M6010B ICP	142		*	mg/Kg	1	5	08/15/08 0:01	aeh
Lead, total (3050)	M6020 ICP-MS	3.69			mg/Kg	0.05	0.3	08/14/08 21:15	erf/msh
Manganese, total (3050)	M6010B ICP	300		*	mg/Kg	0.5	3	08/16/08 2:23	aeh
Mercury, total	M7471A CVAA		U		mg/Kg	0.04	0.2	08/11/08 14:51	jws
Molybdenum, total (3050)	M6010B ICP	9			mg/Kg	1	5	08/15/08 0:01	aeh
Nickel, total (3050)	M6010B ICP	27			mg/Kg	1	5	08/15/08 0:01	aeh
Selenium, total (3050)	M6020 ICP-MS	0.09	B	*	mg/Kg	0.05	0.3	08/28/08 18:38	rac
Thallium, total (3050)	M6020 ICP-MS	0.33			mg/Kg	0.05	0.3	08/15/08 23:52	msh
Uranium, total (3050)	M6020 ICP-MS	3.99		*	mg/Kg	0.05	0.3	08/15/08 23:52	msh
Zinc, total (3050)	M6010B ICP	52		*	mg/Kg	1	5	08/15/08 0:01	aeh

Soil Analysis

Parameter	EPA Method	Result	Qual	XQ	Units	MDL	PQL	Date	Analyst
Solids, Percent	CLPSOW390, PART F, D-98	96.4		*	%	0.1	0.5	07/30/08 17:23	bjl

Soil Preparation

Parameter	EPA Method	Result	Qual	XQ	Units	MDL	PQL	Date	Analyst
Air Dry at 34 Degrees C	USDA No. 1, 1972			*				07/30/08 1:17	bjl
Digestion - Hot Plate	M3050B ICP-MS							08/08/08 14:18	mjc/lwt
Sieve-2000 um (2.0mm)	ASA No.9, 15-4.2.2			*				08/05/08 11:54	lwt/brd

Arizona license number: AZ0102

** Please refer to Qualifier Reports for details.*

ACZ Laboratories, Inc.
2773 Downhill Drive Steamboat Springs, CO 80487 (800) 334-5493

Inorganic Analytical Results

FMI Gold & Copper - Sierrita
Project ID: OJ07R9
Sample ID: CP-SD-10-0-1.5

ACZ Sample ID: ***L70791-09***
Date Sampled: *07/28/08 10:00*
Date Received: *07/29/08*
Sample Matrix: *Soil*

Metals Analysis

Parameter	EPA Method	Result	Qual	XQ	Units	MDL	PQL	Date	Analyst
Antimony, total (3050)	M6020 ICP-MS	0.2	B	*	mg/Kg	0.2	1	08/15/08 23:59	msh
Arsenic, total (3050)	M6020 ICP-MS	3.6			mg/Kg	0.3	0.5	08/14/08 21:22	erf/msh
Barium, total (3050)	M6010B ICP	161		*	mg/Kg	0.3	2	08/15/08 0:05	aeh
Beryllium, total (3050)	M6010B ICP	0.5	B		mg/Kg	0.2	1	08/16/08 2:27	aeh
Cadmium, total (3050)	M6010B ICP		U		mg/Kg	0.5	2	08/15/08 0:05	aeh
Chromium, total (3050)	M6010B ICP	11		*	mg/Kg	1	5	08/15/08 0:05	aeh
Cobalt, total (3050)	M6010B ICP	9			mg/Kg	1	5	08/15/08 0:05	aeh
Copper, total (3050)	M6010B ICP	570		*	mg/Kg	1	5	08/15/08 0:05	aeh
Lead, total (3050)	M6020 ICP-MS	6.23			mg/Kg	0.05	0.3	08/14/08 21:22	erf/msh
Manganese, total (3050)	M6010B ICP	278		*	mg/Kg	0.5	3	08/16/08 2:27	aeh
Mercury, total	M7471A CVAA		U		mg/Kg	0.04	0.2	08/11/08 14:53	jws
Molybdenum, total (3050)	M6010B ICP	84			mg/Kg	1	5	08/15/08 0:05	aeh
Nickel, total (3050)	M6010B ICP	29			mg/Kg	1	5	08/15/08 0:05	aeh
Selenium, total (3050)	M6020 ICP-MS	0.34		*	mg/Kg	0.05	0.3	08/28/08 18:39	rac
Thallium, total (3050)	M6020 ICP-MS	0.25	B		mg/Kg	0.05	0.3	08/15/08 23:59	msh
Uranium, total (3050)	M6020 ICP-MS	4.13		*	mg/Kg	0.05	0.3	08/15/08 23:59	msh
Zinc, total (3050)	M6010B ICP	47		*	mg/Kg	1	5	08/15/08 0:05	aeh

Soil Analysis

Parameter	EPA Method	Result	Qual	XQ	Units	MDL	PQL	Date	Analyst
Solids, Percent	CLPSOW390, PART F, D-98	97.5		*	%	0.1	0.5	07/30/08 18:32	bjl

Soil Preparation

Parameter	EPA Method	Result	Qual	XQ	Units	MDL	PQL	Date	Analyst
Air Dry at 34 Degrees C	USDA No. 1, 1972			*				07/30/08 1:48	bjl
Digestion - Hot Plate	M3050B ICP-MS							08/08/08 14:29	mjc/lwt
Sieve-2000 um (2.0mm)	ASA No.9, 15-4.2.2			*				08/05/08 11:58	lwt/brd

Arizona license number: AZ0102

** Please refer to Qualifier Reports for details.*

ACZ Laboratories, Inc.
2773 Downhill Drive Steamboat Springs, CO 80487 (800) 334-5493

Inorganic Analytical Results

FMI Gold & Copper - Sierrita
Project ID: OJ07R9
Sample ID: CP-SD-10-1.5-3.0

ACZ Sample ID: ***L70791-10***
Date Sampled: *07/28/08 10:00*
Date Received: *07/29/08*
Sample Matrix: *Soil*

Metals Analysis

Parameter	EPA Method	Result	Qual	XQ	Units	MDL	PQL	Date	Analyst
Antimony, total (3050)	M6020 ICP-MS		U	*	mg/Kg	0.2	1	08/16/08 0:05	msh
Arsenic, total (3050)	M6020 ICP-MS	1.2			mg/Kg	0.3	0.5	08/14/08 21:28	erf/msh
Barium, total (3050)	M6010B ICP	193		*	mg/Kg	0.3	2	08/15/08 0:08	aeh
Beryllium, total (3050)	M6010B ICP	0.4	B		mg/Kg	0.2	1	08/16/08 2:30	aeh
Cadmium, total (3050)	M6010B ICP		U		mg/Kg	0.5	2	08/15/08 0:08	aeh
Chromium, total (3050)	M6010B ICP	13		*	mg/Kg	1	5	08/15/08 0:08	aeh
Cobalt, total (3050)	M6010B ICP	12			mg/Kg	1	5	08/15/08 0:08	aeh
Copper, total (3050)	M6010B ICP	269		*	mg/Kg	1	5	08/15/08 0:08	aeh
Lead, total (3050)	M6020 ICP-MS	1.81			mg/Kg	0.05	0.3	08/14/08 21:28	erf/msh
Manganese, total (3050)	M6010B ICP	332		*	mg/Kg	0.5	3	08/16/08 2:30	aeh
Mercury, total	M7471A CVAA		U		mg/Kg	0.04	0.2	08/11/08 14:55	jws
Molybdenum, total (3050)	M6010B ICP	3	B		mg/Kg	1	5	08/15/08 0:08	aeh
Nickel, total (3050)	M6010B ICP	31			mg/Kg	1	5	08/15/08 0:08	aeh
Selenium, total (3050)	M6020 ICP-MS		U	*	mg/Kg	0.05	0.3	08/14/08 21:28	erf/msh
Thallium, total (3050)	M6020 ICP-MS	0.32			mg/Kg	0.05	0.3	08/16/08 0:05	msh
Uranium, total (3050)	M6020 ICP-MS	4.41		*	mg/Kg	0.05	0.3	08/16/08 0:05	msh
Zinc, total (3050)	M6010B ICP	53		*	mg/Kg	1	5	08/15/08 0:08	aeh

Soil Analysis

Parameter	EPA Method	Result	Qual	XQ	Units	MDL	PQL	Date	Analyst
Solids, Percent	CLPSOW390, PART F, D-98	97.6		*	%	0.1	0.5	07/30/08 19:42	bjl

Soil Preparation

Parameter	EPA Method	Result	Qual	XQ	Units	MDL	PQL	Date	Analyst
Air Dry at 34 Degrees C	USDA No. 1, 1972			*				07/30/08 2:19	bjl
Digestion - Hot Plate	M3050B ICP-MS							08/08/08 14:41	mjc/lwt
Sieve-2000 um (2.0mm)	ASA No.9, 15-4.2.2			*				08/05/08 12:01	lwt/brd

Arizona license number: AZ0102

** Please refer to Qualifier Reports for details.*

ACZ Laboratories, Inc.
2773 Downhill Drive Steamboat Springs, CO 80487 (800) 334-5493

Inorganic Analytical Results

FMI Gold & Copper - Sierrita
Project ID: OJ07R9
Sample ID: CP-SD-09-0-1.5

ACZ Sample ID: ***L70791-11***
Date Sampled: *07/28/08 10:39*
Date Received: *07/29/08*
Sample Matrix: *Soil*

Metals Analysis

Parameter	EPA Method	Result	Qual	XQ	Units	MDL	PQL	Date	Analyst
Antimony, total (3050)	M6020 ICP-MS	0.3	B	*	mg/Kg	0.2	1	08/16/08 0:11	msh
Arsenic, total (3050)	M6020 ICP-MS	1.9			mg/Kg	0.3	0.5	08/14/08 21:35	erf/msh
Barium, total (3050)	M6010B ICP	139		*	mg/Kg	0.3	2	08/15/08 0:11	aeh
Beryllium, total (3050)	M6010B ICP	0.4	B		mg/Kg	0.2	1	08/16/08 2:34	aeh
Cadmium, total (3050)	M6010B ICP		U		mg/Kg	0.5	2	08/15/08 0:11	aeh
Chromium, total (3050)	M6010B ICP	11		*	mg/Kg	1	5	08/15/08 0:11	aeh
Cobalt, total (3050)	M6010B ICP	10			mg/Kg	1	5	08/15/08 0:11	aeh
Copper, total (3050)	M6010B ICP	1100		*	mg/Kg	1	5	08/15/08 0:11	aeh
Lead, total (3050)	M6020 ICP-MS	11.30			mg/Kg	0.05	0.3	08/14/08 21:35	erf/msh
Manganese, total (3050)	M6010B ICP	312		*	mg/Kg	0.5	3	08/16/08 2:34	aeh
Mercury, total	M7471A CVAA		U		mg/Kg	0.04	0.2	08/11/08 14:58	jws
Molybdenum, total (3050)	M6010B ICP	157			mg/Kg	1	5	08/15/08 0:11	aeh
Nickel, total (3050)	M6010B ICP	29			mg/Kg	1	5	08/15/08 0:11	aeh
Selenium, total (3050)	M6020 ICP-MS	0.30		*	mg/Kg	0.05	0.3	08/28/08 18:41	rac
Thallium, total (3050)	M6020 ICP-MS	0.21	B		mg/Kg	0.05	0.3	08/16/08 0:11	msh
Uranium, total (3050)	M6020 ICP-MS	2.44		*	mg/Kg	0.05	0.3	08/16/08 0:11	msh
Zinc, total (3050)	M6010B ICP	75		*	mg/Kg	1	5	08/15/08 0:11	aeh

Soil Analysis

Parameter	EPA Method	Result	Qual	XQ	Units	MDL	PQL	Date	Analyst
Solids, Percent	CLPSOW390, PART F, D-98	94.2		*	%	0.1	0.5	07/30/08 20:51	bjl

Soil Preparation

Parameter	EPA Method	Result	Qual	XQ	Units	MDL	PQL	Date	Analyst
Air Dry at 34 Degrees C	USDA No. 1, 1972			*				07/30/08 2:50	bjl
Digestion - Hot Plate	M3050B ICP-MS							08/08/08 14:53	mjc/lwt
Sieve-2000 um (2.0mm)	ASA No.9, 15-4.2.2			*				08/05/08 12:05	lwt/brd

Arizona license number: AZ0102

** Please refer to Qualifier Reports for details.*

ACZ Laboratories, Inc.
2773 Downhill Drive Steamboat Springs, CO 80487 (800) 334-5493

Inorganic Analytical Results

FMI Gold & Copper - Sierrita
Project ID: OJ07R9
Sample ID: CP-SD-09-1.5-3.0

ACZ Sample ID: ***L70791-12***
Date Sampled: *07/28/08 10:39*
Date Received: *07/29/08*
Sample Matrix: *Soil*

Metals Analysis

Parameter	EPA Method	Result	Qual	XQ	Units	MDL	PQL	Date	Analyst
Antimony, total (3050)	M6020 ICP-MS		U	*	mg/Kg	0.2	1	08/16/08 0:24	msh
Arsenic, total (3050)	M6020 ICP-MS	0.7			mg/Kg	0.3	0.5	08/14/08 21:48	erf/msh
Barium, total (3050)	M6010B ICP	131		*	mg/Kg	0.3	2	08/15/08 0:15	aeh
Beryllium, total (3050)	M6010B ICP	0.2	B		mg/Kg	0.2	1	08/16/08 2:37	aeh
Cadmium, total (3050)	M6010B ICP		U		mg/Kg	0.5	2	08/15/08 0:15	aeh
Chromium, total (3050)	M6010B ICP	11		*	mg/Kg	1	5	08/15/08 0:15	aeh
Cobalt, total (3050)	M6010B ICP	9			mg/Kg	1	5	08/15/08 0:15	aeh
Copper, total (3050)	M6010B ICP	380		*	mg/Kg	1	5	08/15/08 0:15	aeh
Lead, total (3050)	M6020 ICP-MS	26.60			mg/Kg	0.05	0.3	08/14/08 21:48	erf/msh
Manganese, total (3050)	M6010B ICP	239		*	mg/Kg	0.5	3	08/16/08 2:37	aeh
Mercury, total	M7471A CVAA		U		mg/Kg	0.04	0.2	08/11/08 15:00	jws
Molybdenum, total (3050)	M6010B ICP	25			mg/Kg	1	5	08/15/08 0:15	aeh
Nickel, total (3050)	M6010B ICP	28			mg/Kg	1	5	08/15/08 0:15	aeh
Selenium, total (3050)	M6020 ICP-MS		U	*	mg/Kg	0.05	0.3	08/14/08 21:48	erf/msh
Thallium, total (3050)	M6020 ICP-MS	0.25	B		mg/Kg	0.05	0.3	08/16/08 0:24	msh
Uranium, total (3050)	M6020 ICP-MS	2.46		*	mg/Kg	0.05	0.3	08/16/08 0:24	msh
Zinc, total (3050)	M6010B ICP	52		*	mg/Kg	1	5	08/15/08 0:15	aeh

Soil Analysis

Parameter	EPA Method	Result	Qual	XQ	Units	MDL	PQL	Date	Analyst
Solids, Percent	CLPSOW390, PART F, D-98	95.8		*	%	0.1	0.5	07/30/08 22:00	bjl

Soil Preparation

Parameter	EPA Method	Result	Qual	XQ	Units	MDL	PQL	Date	Analyst
Air Dry at 34 Degrees C	USDA No. 1, 1972			*				07/30/08 3:21	bjl
Digestion - Hot Plate	M3050B ICP-MS							08/08/08 15:04	mjc/lwt
Sieve-2000 um (2.0mm)	ASA No.9, 15-4.2.2			*				08/05/08 12:08	lwt/brd

Arizona license number: AZ0102

** Please refer to Qualifier Reports for details.*

ACZ Laboratories, Inc.
2773 Downhill Drive Steamboat Springs, CO 80487 (800) 334-5493

Inorganic Analytical Results

FMI Gold & Copper - Sierrita
Project ID: OJ07R9
Sample ID: OD-SD-01-0-1.5

ACZ Sample ID: ***L70791-13***
Date Sampled: *07/28/08 10:58*
Date Received: *07/29/08*
Sample Matrix: *Soil*

Metals Analysis

Parameter	EPA Method	Result	Qual	XQ	Units	MDL	PQL	Date	Analyst
Antimony, total (3050)	M6020 ICP-MS	0.3	B	*	mg/Kg	0.2	1	08/16/08 0:43	msh
Arsenic, total (3050)	M6020 ICP-MS	2.0		*	mg/Kg	0.3	0.5	08/21/08 10:56	msh
Barium, total (3050)	M6010B ICP	184		*	mg/Kg	0.3	2	08/15/08 0:18	aeh
Beryllium, total (3050)	M6010B ICP	0.4	B		mg/Kg	0.2	1	08/16/08 2:41	aeh
Cadmium, total (3050)	M6010B ICP		U		mg/Kg	0.5	2	08/15/08 0:18	aeh
Chromium, total (3050)	M6010B ICP	13		*	mg/Kg	1	5	08/15/08 0:18	aeh
Cobalt, total (3050)	M6010B ICP	11			mg/Kg	1	5	08/15/08 0:18	aeh
Copper, total (3050)	M6010B ICP	361		*	mg/Kg	1	5	08/15/08 0:18	aeh
Lead, total (3050)	M6020 ICP-MS	5.32			mg/Kg	0.05	0.3	08/14/08 22:07	erf/msh
Manganese, total (3050)	M6010B ICP	332		*	mg/Kg	0.5	3	08/16/08 2:41	aeh
Mercury, total	M7471A CVAA		U		mg/Kg	0.04	0.2	08/11/08 15:03	jws
Molybdenum, total (3050)	M6010B ICP	87			mg/Kg	1	5	08/15/08 0:18	aeh
Nickel, total (3050)	M6010B ICP	30			mg/Kg	1	5	08/15/08 0:18	aeh
Selenium, total (3050)	M6020 ICP-MS	0.23	B	*	mg/Kg	0.05	0.3	08/28/08 18:42	rac
Thallium, total (3050)	M6020 ICP-MS	0.29	B		mg/Kg	0.05	0.3	08/16/08 0:43	msh
Uranium, total (3050)	M6020 ICP-MS	3.11		*	mg/Kg	0.05	0.3	08/16/08 0:43	msh
Zinc, total (3050)	M6010B ICP	51		*	mg/Kg	1	5	08/15/08 0:18	aeh

Soil Analysis

Parameter	EPA Method	Result	Qual	XQ	Units	MDL	PQL	Date	Analyst
Solids, Percent	CLPSOW390, PART F, D-98	96.0		*	%	0.1	0.5	07/30/08 23:09	bjl

Soil Preparation

Parameter	EPA Method	Result	Qual	XQ	Units	MDL	PQL	Date	Analyst
Air Dry at 34 Degrees C	USDA No. 1, 1972			*				07/30/08 3:52	bjl
Digestion - Hot Plate	M3050B ICP-MS							08/08/08 15:16	mjc/lwt
Sieve-2000 um (2.0mm)	ASA No.9, 15-4.2.2			*				08/05/08 12:12	lwt/brd

Arizona license number: AZ0102

** Please refer to Qualifier Reports for details.*

ACZ Laboratories, Inc.
2773 Downhill Drive Steamboat Springs, CO 80487 (800) 334-5493

Inorganic Analytical Results

FMI Gold & Copper - Sierrita
Project ID: OJ07R9
Sample ID: OD-SD-01-1.5-3.0

ACZ Sample ID: ***L70791-14***
Date Sampled: *07/28/08 10:58*
Date Received: *07/29/08*
Sample Matrix: *Soil*

Metals Analysis

Parameter	EPA Method	Result	Qual	XQ	Units	MDL	PQL	Date	Analyst
Antimony, total (3050)	M6020 ICP-MS		U	*	mg/Kg	0.2	1	08/16/08 0:50	msh
Arsenic, total (3050)	M6020 ICP-MS	1.2		*	mg/Kg	0.3	0.5	08/21/08 11:01	msh
Barium, total (3050)	M6010B ICP	185		*	mg/Kg	0.3	2	08/15/08 0:22	aeh
Beryllium, total (3050)	M6010B ICP		U		mg/Kg	0.2	1	08/16/08 2:45	aeh
Cadmium, total (3050)	M6010B ICP		U		mg/Kg	0.5	2	08/15/08 0:22	aeh
Chromium, total (3050)	M6010B ICP	14		*	mg/Kg	1	5	08/15/08 0:22	aeh
Cobalt, total (3050)	M6010B ICP	10			mg/Kg	1	5	08/15/08 0:22	aeh
Copper, total (3050)	M6010B ICP	125		*	mg/Kg	1	5	08/15/08 0:22	aeh
Lead, total (3050)	M6020 ICP-MS	2.59			mg/Kg	0.05	0.3	08/14/08 22:14	erf/msh
Manganese, total (3050)	M6010B ICP	346		*	mg/Kg	0.5	3	08/16/08 2:45	aeh
Mercury, total	M7471A CVAA		U		mg/Kg	0.04	0.2	08/11/08 15:05	jws
Molybdenum, total (3050)	M6010B ICP	6			mg/Kg	1	5	08/15/08 0:22	aeh
Nickel, total (3050)	M6010B ICP	29			mg/Kg	1	5	08/15/08 0:22	aeh
Selenium, total (3050)	M6020 ICP-MS	0.08	B	*	mg/Kg	0.05	0.3	08/28/08 18:43	rac
Thallium, total (3050)	M6020 ICP-MS	0.28	B		mg/Kg	0.05	0.3	08/16/08 0:50	msh
Uranium, total (3050)	M6020 ICP-MS	7.42		*	mg/Kg	0.05	0.3	08/16/08 0:50	msh
Zinc, total (3050)	M6010B ICP	43		*	mg/Kg	1	5	08/15/08 0:22	aeh

Soil Analysis

Parameter	EPA Method	Result	Qual	XQ	Units	MDL	PQL	Date	Analyst
Solids, Percent	CLPSOW390, PART F, D-98	96.4		*	%	0.1	0.5	07/31/08 0:19	bjl

Soil Preparation

Parameter	EPA Method	Result	Qual	XQ	Units	MDL	PQL	Date	Analyst
Air Dry at 34 Degrees C	USDA No. 1, 1972			*				07/30/08 4:23	bjl
Digestion - Hot Plate	M3050B ICP-MS							08/08/08 15:27	mjc/lwt
Sieve-2000 um (2.0mm)	ASA No.9, 15-4.2.2			*				08/05/08 12:15	lwt/brd

Arizona license number: AZ0102

** Please refer to Qualifier Reports for details.*

ACZ Laboratories, Inc.
2773 Downhill Drive Steamboat Springs, CO 80487 (800) 334-5493

Inorganic Analytical Results

FMI Gold & Copper - Sierrita
Project ID: OJ07R9
Sample ID: OD-SD-02-0-1.5

ACZ Sample ID: ***L70791-15***
Date Sampled: *07/28/08 11:11*
Date Received: *07/29/08*
Sample Matrix: *Soil*

Metals Analysis

Parameter	EPA Method	Result	Qual	XQ	Units	MDL	PQL	Date	Analyst
Antimony, total (3050)	M6020 ICP-MS	0.2	B	*	mg/Kg	0.2	1	08/16/08 0:56	msh
Arsenic, total (3050)	M6020 ICP-MS	2.2		*	mg/Kg	0.3	0.5	08/21/08 11:06	msh
Barium, total (3050)	M6010B ICP	173		*	mg/Kg	0.3	2	08/15/08 0:25	aeh
Beryllium, total (3050)	M6010B ICP	0.5	B		mg/Kg	0.2	1	08/16/08 2:56	aeh
Cadmium, total (3050)	M6010B ICP		U		mg/Kg	0.5	2	08/15/08 0:25	aeh
Chromium, total (3050)	M6010B ICP	13		*	mg/Kg	1	5	08/15/08 0:25	aeh
Cobalt, total (3050)	M6010B ICP	12			mg/Kg	1	5	08/15/08 0:25	aeh
Copper, total (3050)	M6010B ICP	376		*	mg/Kg	1	5	08/15/08 0:25	aeh
Lead, total (3050)	M6020 ICP-MS	7.63			mg/Kg	0.05	0.3	08/14/08 22:20	erf/msh
Manganese, total (3050)	M6010B ICP	390		*	mg/Kg	0.5	3	08/16/08 2:56	aeh
Mercury, total	M7471A CVAA		U		mg/Kg	0.04	0.2	08/11/08 15:08	jws
Molybdenum, total (3050)	M6010B ICP	107			mg/Kg	1	5	08/15/08 0:25	aeh
Nickel, total (3050)	M6010B ICP	32			mg/Kg	1	5	08/15/08 0:25	aeh
Selenium, total (3050)	M6020 ICP-MS	0.42		*	mg/Kg	0.05	0.3	08/28/08 18:45	rac
Thallium, total (3050)	M6020 ICP-MS	0.30			mg/Kg	0.05	0.3	08/16/08 0:56	msh
Uranium, total (3050)	M6020 ICP-MS	4.66		*	mg/Kg	0.05	0.3	08/16/08 0:56	msh
Zinc, total (3050)	M6010B ICP	60		*	mg/Kg	1	5	08/15/08 0:25	aeh

Soil Analysis

Parameter	EPA Method	Result	Qual	XQ	Units	MDL	PQL	Date	Analyst
Solids, Percent	CLPSOW390, PART F, D-98	95.1		*	%	0.1	0.5	07/31/08 1:28	bjl

Soil Preparation

Parameter	EPA Method	Result	Qual	XQ	Units	MDL	PQL	Date	Analyst
Air Dry at 34 Degrees C	USDA No. 1, 1972			*				07/30/08 4:54	bjl
Digestion - Hot Plate	M3050B ICP-MS							08/08/08 15:39	mjc/lwt
Sieve-2000 um (2.0mm)	ASA No.9, 15-4.2.2			*				08/05/08 12:19	lwt/brd

Arizona license number: AZ0102

** Please refer to Qualifier Reports for details.*

ACZ Laboratories, Inc.
2773 Downhill Drive Steamboat Springs, CO 80487 (800) 334-5493

Inorganic Analytical Results

FMI Gold & Copper - Sierrita
Project ID: OJ07R9
Sample ID: OD-SD-02-1.5-3.0

ACZ Sample ID: ***L70791-16***
Date Sampled: *07/28/08 11:11*
Date Received: *07/29/08*
Sample Matrix: *Soil*

Metals Analysis

Parameter	EPA Method	Result	Qual	XQ	Units	MDL	PQL	Date	Analyst
Antimony, total (3050)	M6020 ICP-MS		U	*	mg/Kg	0.2	1	08/16/08 1:03	msh
Arsenic, total (3050)	M6020 ICP-MS	0.9		*	mg/Kg	0.3	0.5	08/21/08 11:11	msh
Barium, total (3050)	M6010B ICP	173		*	mg/Kg	0.3	2	08/15/08 0:29	aeh
Beryllium, total (3050)	M6010B ICP	0.2	B		mg/Kg	0.2	1	08/16/08 2:59	aeh
Cadmium, total (3050)	M6010B ICP		U		mg/Kg	0.5	2	08/15/08 0:29	aeh
Chromium, total (3050)	M6010B ICP	9		*	mg/Kg	1	5	08/15/08 0:29	aeh
Cobalt, total (3050)	M6010B ICP	9			mg/Kg	1	5	08/15/08 0:29	aeh
Copper, total (3050)	M6010B ICP	27		*	mg/Kg	1	5	08/15/08 0:29	aeh
Lead, total (3050)	M6020 ICP-MS	1.89			mg/Kg	0.05	0.3	08/14/08 22:26	erf/msh
Manganese, total (3050)	M6010B ICP	320		*	mg/Kg	0.5	3	08/16/08 2:59	aeh
Mercury, total	M7471A CVAA		U		mg/Kg	0.04	0.2	08/11/08 15:15	jws
Molybdenum, total (3050)	M6010B ICP	3	B		mg/Kg	1	5	08/15/08 0:29	aeh
Nickel, total (3050)	M6010B ICP	26			mg/Kg	1	5	08/15/08 0:29	aeh
Selenium, total (3050)	M6020 ICP-MS	0.07	B	*	mg/Kg	0.05	0.3	08/28/08 18:46	rac
Thallium, total (3050)	M6020 ICP-MS	0.32			mg/Kg	0.05	0.3	08/16/08 1:03	msh
Uranium, total (3050)	M6020 ICP-MS	3.37		*	mg/Kg	0.05	0.3	08/16/08 1:03	msh
Zinc, total (3050)	M6010B ICP	41		*	mg/Kg	1	5	08/15/08 0:29	aeh

Soil Analysis

Parameter	EPA Method	Result	Qual	XQ	Units	MDL	PQL	Date	Analyst
Solids, Percent	CLPSOW390, PART F, D-98	97.8		*	%	0.1	0.5	07/31/08 2:37	bjl

Soil Preparation

Parameter	EPA Method	Result	Qual	XQ	Units	MDL	PQL	Date	Analyst
Air Dry at 34 Degrees C	USDA No. 1, 1972			*				07/30/08 5:25	bjl
Digestion - Hot Plate	M3050B ICP-MS							08/08/08 15:50	mjc/lwt
Sieve-2000 um (2.0mm)	ASA No.9, 15-4.2.2			*				08/05/08 12:23	lwt/brd

Arizona license number: AZ0102

** Please refer to Qualifier Reports for details.*

ACZ Laboratories, Inc.
2773 Downhill Drive Steamboat Springs, CO 80487 (800) 334-5493

Inorganic Analytical Results

FMI Gold & Copper - Sierrita
Project ID: OJ07R9
Sample ID: OD-SD-04-0-1.5

ACZ Sample ID: ***L70791-17***
Date Sampled: *07/28/08 12:34*
Date Received: *07/29/08*
Sample Matrix: *Soil*

Metals Analysis

Parameter	EPA Method	Result	Qual	XQ	Units	MDL	PQL	Date	Analyst
Antimony, total (3050)	M6020 ICP-MS	0.3	B	*	mg/Kg	0.2	1	08/16/08 1:09	msh
Arsenic, total (3050)	M6020 ICP-MS	3.1		*	mg/Kg	0.3	0.5	08/21/08 11:16	msh
Barium, total (3050)	M6010B ICP	118		*	mg/Kg	0.3	2	08/15/08 0:32	aeh
Beryllium, total (3050)	M6010B ICP	0.4	B		mg/Kg	0.2	1	08/16/08 3:03	aeh
Cadmium, total (3050)	M6010B ICP		U		mg/Kg	0.5	2	08/15/08 0:32	aeh
Chromium, total (3050)	M6010B ICP	11		*	mg/Kg	1	5	08/15/08 0:32	aeh
Cobalt, total (3050)	M6010B ICP	11			mg/Kg	1	5	08/15/08 0:32	aeh
Copper, total (3050)	M6010B ICP	1640		*	mg/Kg	1	5	08/15/08 0:32	aeh
Lead, total (3050)	M6020 ICP-MS	8.86			mg/Kg	0.05	0.3	08/14/08 22:33	erf/msh
Manganese, total (3050)	M6010B ICP	262		*	mg/Kg	0.5	3	08/16/08 3:03	aeh
Mercury, total	M7471A CVAA		U		mg/Kg	0.04	0.2	08/11/08 15:17	jws
Molybdenum, total (3050)	M6010B ICP	128			mg/Kg	1	5	08/15/08 0:32	aeh
Nickel, total (3050)	M6010B ICP	29			mg/Kg	1	5	08/15/08 0:32	aeh
Selenium, total (3050)	M6020 ICP-MS	0.53		*	mg/Kg	0.05	0.3	08/28/08 18:48	rac
Thallium, total (3050)	M6020 ICP-MS	0.30	B		mg/Kg	0.05	0.3	08/16/08 1:09	msh
Uranium, total (3050)	M6020 ICP-MS	4.25		*	mg/Kg	0.05	0.3	08/16/08 1:09	msh
Zinc, total (3050)	M6010B ICP	68		*	mg/Kg	1	5	08/15/08 0:32	aeh

Soil Analysis

Parameter	EPA Method	Result	Qual	XQ	Units	MDL	PQL	Date	Analyst
Solids, Percent	CLPSOW390, PART F, D-98	95.9		*	%	0.1	0.5	07/31/08 3:47	bjl

Soil Preparation

Parameter	EPA Method	Result	Qual	XQ	Units	MDL	PQL	Date	Analyst
Air Dry at 34 Degrees C	USDA No. 1, 1972			*				07/30/08 5:56	bjl
Digestion - Hot Plate	M3050B ICP-MS							08/08/08 16:02	mjc/lwt
Sieve-2000 um (2.0mm)	ASA No.9, 15-4.2.2			*				08/05/08 12:26	lwt/brd

Arizona license number: AZ0102

** Please refer to Qualifier Reports for details.*

ACZ Laboratories, Inc.
2773 Downhill Drive Steamboat Springs, CO 80487 (800) 334-5493

Inorganic Analytical Results

FMI Gold & Copper - Sierrita
Project ID: OJ07R9
Sample ID: OD-SD-04-1.5-3.0

ACZ Sample ID: ***L70791-18***
Date Sampled: *07/28/08 12:34*
Date Received: *07/29/08*
Sample Matrix: *Soil*

Metals Analysis

Parameter	EPA Method	Result	Qual	XQ	Units	MDL	PQL	Date	Analyst
Antimony, total (3050)	M6020 ICP-MS		U	*	mg/Kg	0.2	1	08/16/08 1:16	msh
Arsenic, total (3050)	M6020 ICP-MS	2.1		*	mg/Kg	0.3	0.5	08/21/08 11:31	msh
Barium, total (3050)	M6010B ICP	133		*	mg/Kg	0.3	2	08/15/08 0:43	aeh
Beryllium, total (3050)	M6010B ICP	0.3	B		mg/Kg	0.2	1	08/16/08 3:07	aeh
Cadmium, total (3050)	M6010B ICP		U		mg/Kg	0.5	2	08/15/08 0:43	aeh
Chromium, total (3050)	M6010B ICP	9		*	mg/Kg	1	5	08/15/08 0:43	aeh
Cobalt, total (3050)	M6010B ICP	9			mg/Kg	1	5	08/15/08 0:43	aeh
Copper, total (3050)	M6010B ICP	671		*	mg/Kg	1	5	08/15/08 0:43	aeh
Lead, total (3050)	M6020 ICP-MS	2.20			mg/Kg	0.05	0.3	08/14/08 22:39	erf/msh
Manganese, total (3050)	M6010B ICP	258		*	mg/Kg	0.5	3	08/16/08 3:07	aeh
Mercury, total	M7471A CVAA		U		mg/Kg	0.04	0.2	08/11/08 15:19	jws
Molybdenum, total (3050)	M6010B ICP	25			mg/Kg	1	5	08/15/08 0:43	aeh
Nickel, total (3050)	M6010B ICP	27			mg/Kg	1	5	08/15/08 0:43	aeh
Selenium, total (3050)	M6020 ICP-MS	0.19	B	*	mg/Kg	0.05	0.3	08/28/08 18:49	rac
Thallium, total (3050)	M6020 ICP-MS	0.26	B		mg/Kg	0.05	0.3	08/16/08 1:16	msh
Uranium, total (3050)	M6020 ICP-MS	2.18		*	mg/Kg	0.05	0.3	08/16/08 1:16	msh
Zinc, total (3050)	M6010B ICP	48		*	mg/Kg	1	5	08/15/08 0:43	aeh

Soil Analysis

Parameter	EPA Method	Result	Qual	XQ	Units	MDL	PQL	Date	Analyst
Solids, Percent	CLPSOW390, PART F, D-98	97.9		*	%	0.1	0.5	07/31/08 4:56	bjl

Soil Preparation

Parameter	EPA Method	Result	Qual	XQ	Units	MDL	PQL	Date	Analyst
Air Dry at 34 Degrees C	USDA No. 1, 1972			*				07/30/08 6:27	bjl
Digestion - Hot Plate	M3050B ICP-MS							08/08/08 16:13	mjc/lwt
Sieve-2000 um (2.0mm)	ASA No.9, 15-4.2.2			*				08/05/08 12:30	lwt/brd

Arizona license number: AZ0102

** Please refer to Qualifier Reports for details.*

ACZ Laboratories, Inc.
2773 Downhill Drive Steamboat Springs, CO 80487 (800) 334-5493

Inorganic Analytical Results

FMI Gold & Copper - Sierrita
Project ID: OJ07R9
Sample ID: OD-SD-03-0-1.5

ACZ Sample ID: ***L70791-19***
Date Sampled: *07/28/08 13:00*
Date Received: *07/29/08*
Sample Matrix: *Soil*

Metals Analysis

Parameter	EPA Method	Result	Qual	XQ	Units	MDL	PQL	Date	Analyst
Antimony, total (3050)	M6020 ICP-MS	0.3	B	*	mg/Kg	0.2	1	08/16/08 1:22	msh
Arsenic, total (3050)	M6020 ICP-MS	2.7		*	mg/Kg	0.3	0.5	08/21/08 11:36	msh
Barium, total (3050)	M6010B ICP	158		*	mg/Kg	0.3	2	08/15/08 0:46	aeh
Beryllium, total (3050)	M6010B ICP	0.4	B		mg/Kg	0.2	1	08/16/08 3:10	aeh
Cadmium, total (3050)	M6010B ICP		U		mg/Kg	0.5	2	08/15/08 0:46	aeh
Chromium, total (3050)	M6010B ICP	18		*	mg/Kg	1	5	08/15/08 0:46	aeh
Cobalt, total (3050)	M6010B ICP	11			mg/Kg	1	5	08/15/08 0:46	aeh
Copper, total (3050)	M6010B ICP	2350		*	mg/Kg	1	5	08/15/08 0:46	aeh
Lead, total (3050)	M6020 ICP-MS	46.70			mg/Kg	0.05	0.3	08/14/08 22:46	erf/msh
Manganese, total (3050)	M6010B ICP	316		*	mg/Kg	0.5	3	08/16/08 3:10	aeh
Mercury, total	M7471A CVAA		U		mg/Kg	0.04	0.2	08/11/08 15:21	jws
Molybdenum, total (3050)	M6010B ICP	100			mg/Kg	1	5	08/15/08 0:46	aeh
Nickel, total (3050)	M6010B ICP	31			mg/Kg	1	5	08/15/08 0:46	aeh
Selenium, total (3050)	M6020 ICP-MS	0.41		*	mg/Kg	0.05	0.3	08/28/08 18:51	rac
Thallium, total (3050)	M6020 ICP-MS	0.28	B		mg/Kg	0.05	0.3	08/16/08 1:22	msh
Uranium, total (3050)	M6020 ICP-MS	7.57		*	mg/Kg	0.05	0.3	08/16/08 1:22	msh
Zinc, total (3050)	M6010B ICP	147		*	mg/Kg	1	5	08/15/08 0:46	aeh

Soil Analysis

Parameter	EPA Method	Result	Qual	XQ	Units	MDL	PQL	Date	Analyst
Solids, Percent	CLPSOW390, PART F, D-98	95.7		*	%	0.1	0.5	07/31/08 6:05	bjl

Soil Preparation

Parameter	EPA Method	Result	Qual	XQ	Units	MDL	PQL	Date	Analyst
Air Dry at 34 Degrees C	USDA No. 1, 1972			*				07/30/08 6:58	bjl
Digestion - Hot Plate	M3050B ICP-MS							08/08/08 16:25	mjc/lwt
Sieve-2000 um (2.0mm)	ASA No.9, 15-4.2.2			*				08/05/08 12:33	lwt/brd

Arizona license number: AZ0102

** Please refer to Qualifier Reports for details.*

ACZ Laboratories, Inc.
2773 Downhill Drive Steamboat Springs, CO 80487 (800) 334-5493

Inorganic Analytical Results

FMI Gold & Copper - Sierrita
Project ID: OJ07R9
Sample ID: OD-SD-03-1.5-3.0

ACZ Sample ID: ***L70791-20***
Date Sampled: *07/28/08 13:00*
Date Received: *07/29/08*
Sample Matrix: *Soil*

Metals Analysis

Parameter	EPA Method	Result	Qual	XQ	Units	MDL	PQL	Date	Analyst
Antimony, total (3050)	M6020 ICP-MS		U	*	mg/Kg	0.4	2	08/16/08 1:28	msh
Arsenic, total (3050)	M6020 ICP-MS	2.8		*	mg/Kg	0.5	1	08/21/08 11:41	msh
Barium, total (3050)	M6010B ICP	87.9		*	mg/Kg	0.3	2	08/15/08 0:49	aeh
Beryllium, total (3050)	M6010B ICP	0.3	B		mg/Kg	0.2	1	08/16/08 3:14	aeh
Cadmium, total (3050)	M6010B ICP	0.5	B		mg/Kg	0.5	2	08/15/08 0:49	aeh
Chromium, total (3050)	M6010B ICP	13		*	mg/Kg	1	5	08/15/08 0:49	aeh
Cobalt, total (3050)	M6010B ICP	8			mg/Kg	1	5	08/15/08 0:49	aeh
Copper, total (3050)	M6010B ICP	4390		*	mg/Kg	1	5	08/15/08 0:49	aeh
Lead, total (3050)	M6020 ICP-MS	253			mg/Kg	0.1	0.5	08/16/08 1:28	msh
Manganese, total (3050)	M6010B ICP	173		*	mg/Kg	0.5	3	08/16/08 3:14	aeh
Mercury, total	M7471A CVAA	0.05	B		mg/Kg	0.04	0.2	08/11/08 15:23	jws
Molybdenum, total (3050)	M6010B ICP	145			mg/Kg	1	5	08/15/08 0:49	aeh
Nickel, total (3050)	M6010B ICP	30			mg/Kg	1	5	08/15/08 0:49	aeh
Selenium, total (3050)	M6020 ICP-MS	0.4	B	*	mg/Kg	0.1	0.5	08/28/08 18:55	rac
Thallium, total (3050)	M6020 ICP-MS	0.2	B		mg/Kg	0.1	0.5	08/16/08 1:28	msh
Uranium, total (3050)	M6020 ICP-MS	7.8		*	mg/Kg	0.1	0.5	08/16/08 1:28	msh
Zinc, total (3050)	M6010B ICP	201		*	mg/Kg	1	5	08/15/08 0:49	aeh

Soil Analysis

Parameter	EPA Method	Result	Qual	XQ	Units	MDL	PQL	Date	Analyst
Solids, Percent	CLPSOW390, PART F, D-98	95.7		*	%	0.1	0.5	07/31/08 7:14	bjl

Soil Preparation

Parameter	EPA Method	Result	Qual	XQ	Units	MDL	PQL	Date	Analyst
Air Dry at 34 Degrees C	USDA No. 1, 1972			*				07/30/08 7:29	bjl
Digestion - Hot Plate	M3050B ICP-MS							08/08/08 16:36	mjc/lwt
Sieve-2000 um (2.0mm)	ASA No.9, 15-4.2.2			*				08/05/08 12:37	lwt/brd

Arizona license number: AZ0102

** Please refer to Qualifier Reports for details.*

Report Header Explanations

Batch	A distinct set of samples analyzed at a specific time
Found	Value of the QC Type of interest
Limit	Upper limit for RPD, in %.
Lower	Lower Recovery Limit, in % (except for LCSS, mg/Kg)
MDL	Method Detection Limit. Same as Minimum Reporting Limit. Allows for instrument and annual fluctuations.
PCN/SCN	A number assigned to reagents/standards to trace to the manufacturer's certificate of analysis
PQL	Practical Quantitation Limit, typically 5 times the MDL.
QC	True Value of the Control Sample or the amount added to the Spike
Rec	Amount of the true value or spike added recovered, in % (except for LCSS, mg/Kg)
RPD	Relative Percent Difference, calculation used for Duplicate QC Types
Upper	Upper Recovery Limit, in % (except for LCSS, mg/Kg)
Sample	Value of the Sample of interest

QC Sample Types

AS	Analytical Spike (Post Digestion)	*LCSWD*	Laboratory Control Sample - Water Duplicate
ASD	Analytical Spike (Post Digestion) Duplicate	*LFB*	Laboratory Fortified Blank
CCB	Continuing Calibration Blank	*LFM*	Laboratory Fortified Matrix
CCV	Continuing Calivation Verification standard	*LFMD*	Laboratory Fortified Matrix Duplicate
DUP	Sample Duplicate	*LRB*	Laboratory Reagent Blank
ICB	Initial Calibration Blank	*MS*	Matrix Spike
ICV	Initial Calibration Verification standard	*MSD*	Matrix Spike Duplicate
ICSAB	Inter-element Correction Standard - A plus B solutions	*PBS*	Prep Blank - Soil
LCSS	Laboratory Control Sample - Soil	*PBW*	Prep Blank - Water
LCSSD	Laboratory Control Sample - Soil Duplicate	*PQV*	Practical Quantitation Verification standard
LCSW	Laboratory Control Sample - Water	*SDL*	Serial Dilution

QC Sample Type Explanations

Blanks	Verifies that there is no or minimal contamination in the prep method or calibration procedure.
Control Samples	Verifies the accuracy of the method, including the prep procedure.
Duplicates	Verifies the precision of the instrument and/or method.
Spikes/Fortified Matrix	Determines sample matrix interferences, if any.
Standard	Verifies the validity of the calibration.

ACZ Qualifiers (Qual)

B	Analyte concentration detected at a value between MDL and PQL.
H	Analysis exceeded method hold time. pH is a field test with an immediate hold time.
U	Analyte was analyzed for but not detected at the indicated MDL

Method References

(1) EPA 600/4-83-020. Methods for Chemical Analysis of Water and Wastes, March 1983.
(2) EPA 600/R-93-100. Methods for the Determination of Inorganic Substances in Environmental Samples, August 1993.
(3) EPA 600/R-94-111. Methods for the Determination of Metals in Environmental Samples - Supplement I, May 1994.
(5) EPA SW-846. Test Methods for Evaluating Solid Waste, Third Edition with Update III, December 1996.
(6) Standard Methods for the Examination of Water and Wastewater, 19th edition, 1995.

Comments

(1) QC results calculated from raw data. Results may vary slightly if the rounded values are used in the calculations.
(2) Soil, Sludge, and Plant matrices for Inorganic analyses are reported on a dry weight basis.
(3) Animal matrices for Inorganic analyses are reported on an "as received" basis.

FMI Gold & Copper - Sierrita
Project ID: OJ07R9

ACZ Project ID: ***L70791***

Antimony, total (3050) M6020 ICP-MS

ACZ ID	Type	Analyzed	PCN/SCN	QC	Sample	Found	Units	Rec	Lower	Upper	RPD	Limit	Qual
WG250091													
WG250091ICV	ICV	08/15/08 21:49	MS080813-2	.02006		.02032	mg/L	101.3	90	110			
WG250091ICB	ICB	08/15/08 21:56				.00048	mg/L		-0.0012	0.0012			
WG249661PBS	PBS	08/15/08 22:22				.25	mg/Kg		-0.6	0.6			
WG249661LCSS	LCSS	08/15/08 22:29	PCN30289	126		97.4	mg/Kg		63.3	189			
WG249661LCSSD	LCSSD	08/15/08 22:35	PCN30289	126		102.7	mg/Kg		63.3	189	5.3	20	
L70791-01MS	MS	08/15/08 22:48	MS080707-3	5	.3	2.31	mg/Kg	40.2	75	125			M2
L70791-01MSD	MSD	08/15/08 22:54	MS080707-3	5	.3	2.34	mg/Kg	40.8	75	125	1.29	20	M2

Arsenic, total (3050) M6020 ICP-MS

ACZ ID	Type	Analyzed	PCN/SCN	QC	Sample	Found	Units	Rec	Lower	Upper	RPD	Limit	Qual
WG249797													
WG249797ICV	ICV	08/14/08 19:11	MS080722-4	.05		.0526	mg/L	105.2	90	110			
WG249797ICB	ICB	08/14/08 19:18				U	mg/L		-0.0015	0.0015			
WG249661PBS	PBS	08/14/08 19:44				U	mg/Kg		-0.9	0.9			
WG249661LCSS	LCSS	08/14/08 19:51	PCN30289	225		254.7	mg/Kg		181	270			
WG249661LCSSD	LCSSD	08/14/08 19:58	PCN30289	225		263.6	mg/Kg		181	270	3.4	20	
L70791-01MS	MS	08/14/08 20:11	MS080707-3	25	2.3	27.69	mg/Kg	101.6	75	125			
L70791-01MSD	MSD	08/14/08 20:17	MS080707-3	25	2.3	28.64	mg/Kg	105.4	75	125	3.37	20	
WG250196													
WG250196ICV	ICV	08/21/08 9:14	MS080813-2	.05		.05245	mg/L	104.9	90	110			
WG250196ICB	ICB	08/21/08 9:19				U	mg/L		-0.0015	0.0015			
WG249661PBS	PBS	08/21/08 9:40				U	mg/Kg		-0.9	0.9			
WG249661LCSS	LCSS	08/21/08 9:45	PCN30289	225		245.8	mg/Kg		181	270			
WG249661LCSSD	LCSSD	08/21/08 9:50	PCN30289	225		246.2	mg/Kg		181	270	0.2	20	
L70791-01MS	MS	08/21/08 10:00	MS080707-3	25	2.3	24.88	mg/Kg	90.3	75	125			
L70791-01MSD	MSD	08/21/08 10:05	MS080707-3	25	2.3	25.36	mg/Kg	92.2	75	125	1.91	20	

Barium, total (3050) M6010B ICP

ACZ ID	Type	Analyzed	PCN/SCN	QC	Sample	Found	Units	Rec	Lower	Upper	RPD	Limit	Qual
WG250000													
WG250000ICV	ICV	08/14/08 23:02	II080717-1	2		2.0377	mg/L	101.9	90	110			
WG250000ICB	ICB	08/14/08 23:06				U	mg/L		-0.009	0.009			
WG249661PBS	PBS	08/14/08 23:20				U	mg/Kg		-0.9	0.9			
WG249661LCSS	LCSS	08/14/08 23:23	PCN30289	565		563.2	mg/Kg		461	669			
WG249661LCSSD	LCSSD	08/14/08 23:27	PCN30289	565		591.18	mg/Kg		461	669	4.8	20	
L70791-20MS	MS	08/15/08 0:56	II080730-2	50	87.9	169.43	mg/Kg	163.1	75	125			M1
L70791-20MSD	MSD	08/15/08 1:00	II080730-2	50	87.9	168.98	mg/Kg	162.2	75	125	0.27	20	M1

FMI Gold & Copper - Sierrita ACZ Project ID: ***L70791***

Project ID: OJ07R9

Beryllium, total (3050) M6010B ICP

ACZ ID	Type	Analyzed	PCN/SCN	QC	Sample	Found	Units	Rec	Lower	Upper	RPD	Limit	Qual
WG250054													
WG250054ICV	ICV	08/16/08 1:21	II080717-1	2		1.8805	mg/L	94	90	110			
WG250054ICB	ICB	08/16/08 1:25				U	mg/L		-0.006	0.006			
WG249661PBS	PBS	08/16/08 1:39				U	mg/Kg		-0.6	0.6			
WG249661LCSS	LCSS	08/16/08 1:43	PCN30289	162		165.74	mg/Kg		134	190			
WG249661LCSSD	LCSSD	08/16/08 1:47	PCN30289	162		172.94	mg/Kg		134	190	4.3	20	
L70791-20MS	MS	08/16/08 3:21	II080730-2	50	.3	47.01	mg/Kg	93.4	75	125			
L70791-20MSD	MSD	08/16/08 3:25	II080730-2	50	.3	45.85	mg/Kg	91.1	75	125	2.5	20	

Cadmium, total (3050) M6010B ICP

ACZ ID	Type	Analyzed	PCN/SCN	QC	Sample	Found	Units	Rec	Lower	Upper	RPD	Limit	Qual
WG250000													
WG250000ICV	ICV	08/14/08 23:02	II080717-1	2		1.939	mg/L	97	90	110			
WG250000ICB	ICB	08/14/08 23:06				U	mg/L		-0.015	0.015			
WG249661PBS	PBS	08/14/08 23:20				U	mg/Kg		-1.5	1.5			
WG249661LCSS	LCSS	08/14/08 23:23	PCN30289	69.1		65.73	mg/Kg		58.1	80.1			
WG249661LCSSD	LCSSD	08/14/08 23:27	PCN30289	69.1		73.01	mg/Kg		58.1	80.1	10.5	20	
L70791-20MS	MS	08/15/08 0:56	II080730-2	50	.5	50.86	mg/Kg	100.7	75	125			
L70791-20MSD	MSD	08/15/08 1:00	II080730-2	50	.5	50.69	mg/Kg	100.4	75	125	0.33	20	

Chromium, total (3050) M6010B ICP

ACZ ID	Type	Analyzed	PCN/SCN	QC	Sample	Found	Units	Rec	Lower	Upper	RPD	Limit	Qual
WG250000													
WG250000ICV	ICV	08/14/08 23:02	II080717-1	2		1.989	mg/L	99.5	90	110			
WG250000ICB	ICB	08/14/08 23:06				U	mg/L		-0.03	0.03			
WG249661PBS	PBS	08/14/08 23:20				U	mg/Kg		-3	3			
WG249661LCSS	LCSS	08/14/08 23:23	PCN30289	124		133.2	mg/Kg		101	147			
WG249661LCSSD	LCSSD	08/14/08 23:27	PCN30289	124		138.9	mg/Kg		101	147	4.2	20	
L70791-20MS	MS	08/15/08 0:56	II080730-2	50	13	66.7	mg/Kg	107.4	75	125			
L70791-20MSD	MSD	08/15/08 1:00	II080730-2	50	13	64.5	mg/Kg	103	75	125	3.35	20	

Cobalt, total (3050) M6010B ICP

ACZ ID	Type	Analyzed	PCN/SCN	QC	Sample	Found	Units	Rec	Lower	Upper	RPD	Limit	Qual
WG250000													
WG250000ICV	ICV	08/14/08 23:02	II080717-1	2		1.901	mg/L	95.1	90	110			
WG250000ICB	ICB	08/14/08 23:06				U	mg/L		-0.03	0.03			
WG249661PBS	PBS	08/14/08 23:20				U	mg/Kg		-3	3			
WG249661LCSS	LCSS	08/14/08 23:23	PCN30289	115		117.7	mg/Kg		95.6	135			
WG249661LCSSD	LCSSD	08/14/08 23:27	PCN30289	115		124.2	mg/Kg		95.6	135	5.4	20	
L70791-20MS	MS	08/15/08 0:56	II080730-2	50	8	59	mg/Kg	102	75	125			
L70791-20MSD	MSD	08/15/08 1:00	II080730-2	50	8	57.9	mg/Kg	99.8	75	125	1.88	20	

FMI Gold & Copper - Sierrita
Project ID: OJ07R9

ACZ Project ID: ***L70791***

Copper, total (3050) M6010B ICP

ACZ ID	Type	Analyzed	PCN/SCN	QC	Sample	Found	Units	Rec	Lower	Upper	RPD	Limit	Qual
WG250000													
WG250000ICV	ICV	08/14/08 23:02	II080717-1	2		1.989	mg/L	99.5	90	110			
WG250000ICB	ICB	08/14/08 23:06				U	mg/L		-0.03	0.03			
WG249661PBS	PBS	08/14/08 23:20				U	mg/Kg		-3	3			
WG249661LCSS	LCSS	08/14/08 23:23	PCN30289	66.7		66.7	mg/Kg		53.9	79.5			
WG249661LCSSD	LCSSD	08/14/08 23:27	PCN30289	66.7		69.6	mg/Kg		53.9	79.5	4.3	20	
L70791-20MS	MS	08/15/08 0:56	II080730-2	50	4390	4817.9	mg/Kg	855.8	75	125			M3
L70791-20MSD	MSD	08/15/08 1:00	II080730-2	50	4390	4208.6	mg/Kg	-362.8	75	125	13.5	20	M3

Lead, total (3050) M6020 ICP-MS

ACZ ID	Type	Analyzed	PCN/SCN	QC	Sample	Found	Units	Rec	Lower	Upper	RPD	Limit	Qual
WG249797													
WG249797ICV	ICV	08/14/08 19:11	MS080722-4	.05		.05009	mg/L	100.2	90	110			
WG249797ICB	ICB	08/14/08 19:18				U	mg/L		-0.0003	0.0003			
WG249661PBS	PBS	08/14/08 19:44				U	mg/Kg		-0.15	0.15			
WG249661LCSS	LCSS	08/14/08 19:51	PCN30289	223		245.35	mg/Kg		183	264			
WG249661LCSSD	LCSSD	08/14/08 19:58	PCN30289	223		241.35	mg/Kg		183	264	1.6	20	
L70791-01MS	MS	08/14/08 20:11	MS080707-3	25	4.61	31.925	mg/Kg	109.3	75	125			
L70791-01MSD	MSD	08/14/08 20:17	MS080707-3	25	4.61	31.73	mg/Kg	108.5	75	125	0.61	20	
WG250091													
WG250091ICV	ICV	08/15/08 21:49	MS080813-2	.05		.04962	mg/L	99.2	90	110			
WG250091ICB	ICB	08/15/08 21:56				U	mg/L		-0.0003	0.0003			
WG249661PBS	PBS	08/15/08 22:22				U	mg/Kg		-0.15	0.15			
WG249661LCSS	LCSS	08/15/08 22:29	PCN30289	223		232	mg/Kg		183	264			
WG249661LCSSD	LCSSD	08/15/08 22:35	PCN30289	223		232.35	mg/Kg		183	264	0.2	20	
L70791-01MS	MS	08/15/08 22:48	MS080707-3	25	4.25	28.67	mg/Kg	97.7	75	125			
L70791-01MSD	MSD	08/15/08 22:54	MS080707-3	25	4.25	28.485	mg/Kg	96.9	75	125	0.65	20	

Manganese, total (3050) M6010B ICP

ACZ ID	Type	Analyzed	PCN/SCN	QC	Sample	Found	Units	Rec	Lower	Upper	RPD	Limit	Qual
WG250054													
WG250054ICV	ICV	08/16/08 1:21	II080717-1	2		1.9774	mg/L	98.9	90	110			
WG250054ICB	ICB	08/16/08 1:25				U	mg/L		-0.015	0.015			
WG249661PBS	PBS	08/16/08 1:39				U	mg/Kg		-1.5	1.5			
WG249661LCSS	LCSS	08/16/08 1:43	PCN30289	368		374.84	mg/Kg		304	433			
WG249661LCSSD	LCSSD	08/16/08 1:47	PCN30289	368		370.19	mg/Kg		304	433	1.2	20	
L70791-20MS	MS	08/16/08 3:21	II080730-2	50	173	273.71	mg/Kg	201.4	75	125			M3
L70791-20MSD	MSD	08/16/08 3:25	II080730-2	50	173	246.29	mg/Kg	146.6	75	125	10.55	20	M3

FMI Gold & Copper - Sierrita ACZ Project ID: ***L70791***

Project ID: OJ07R9

Mercury, total M7471A CVAA

ACZ ID	Type	Analyzed	PCN/SCN	QC	Sample	Found	Units	Rec	Lower	Upper	RPD	Limit	Qual
WG249682													
WG249682ICV	ICV	08/11/08 14:16	II080721-4	.01002		.00965	mg/L	96.3	90	110			
WG249682ICB	ICB	08/11/08 14:18				U	mg/L		-0.0006	0.0006			
WG249682PBS	PBS	08/11/08 14:20				U	mg/Kg		-0.09	0.09			
WG249682LCSS	LCSS	08/11/08 14:23	PCN28813	5.8		4.56	mg/Kg		3.83	7.69			
WG249682LCSSD	LCSSD	08/11/08 14:25	PCN28813	5.8		5.16	mg/Kg		3.83	7.69	12.3	20	
L70791-01MS	MS	08/11/08 14:29	II080807-2	.99	U	.952	mg/Kg	96.2	85	115			
L70791-01MSD	MSD	08/11/08 14:31	II080807-2	1	U	.988	mg/Kg	98.8	85	115	3.71	20	

Molybdenum, total (3050) M6010B ICP

ACZ ID	Type	Analyzed	PCN/SCN	QC	Sample	Found	Units	Rec	Lower	Upper	RPD	Limit	Qual
WG250000													
WG250000ICV	ICV	08/14/08 23:02	II080717-1	2		1.956	mg/L	97.8	90	110			
WG250000ICB	ICB	08/14/08 23:06				U	mg/L		-0.03	0.03			
WG249661PBS	PBS	08/14/08 23:20				U	mg/Kg		-3	3			
WG249661LCSS	LCSS	08/14/08 23:23	PCN30289	107		110.4	mg/Kg		83.8	130			
WG249661LCSSD	LCSSD	08/14/08 23:27	PCN30289	107		118.5	mg/Kg		83.8	130	7.1	20	
L70791-20MS	MS	08/15/08 0:56	II080730-2	50	145	195.9	mg/Kg	101.8	75	125			
L70791-20MSD	MSD	08/15/08 1:00	II080730-2	50	145	194.2	mg/Kg	98.4	75	125	0.87	20	

Nickel, total (3050) M6010B ICP

ACZ ID	Type	Analyzed	PCN/SCN	QC	Sample	Found	Units	Rec	Lower	Upper	RPD	Limit	Qual
WG250000													
WG250000ICV	ICV	08/14/08 23:02	II080717-1	2		2.07	mg/L	103.5	90	110			
WG250000ICB	ICB	08/14/08 23:06				U	mg/L		-0.03	0.03			
WG249661PBS	PBS	08/14/08 23:20				U	mg/Kg		-3	3			
WG249661LCSS	LCSS	08/14/08 23:23	PCN30289	172		189.8	mg/Kg		140	204			
WG249661LCSSD	LCSSD	08/14/08 23:27	PCN30289	172		202.7	mg/Kg		140	204	6.6	20	
L70791-20MS	MS	08/15/08 0:56	II080730-2	49.85	30	83.8	mg/Kg	107.9	75	125			
L70791-20MSD	MSD	08/15/08 1:00	II080730-2	49.85	30	85.4	mg/Kg	111.1	75	125	1.89	20	

FMI Gold & Copper - Sierrita
Project ID: OJ07R9

ACZ Project ID: ***L70791***

Selenium, total (3050) M6020 ICP-MS

ACZ ID	Type	Analyzed	PCN/SCN	QC	Sample	Found	Units	Rec	Lower	Upper	RPD	Limit	Qual
WG249797													
WG249797ICV	ICV	08/14/08 19:11	MS080722-4	.05		.05309	mg/L	106.2	90	110			
WG249797ICB	ICB	08/14/08 19:18				U	mg/L		-0.0003	0.0003			
WG249661PBS	PBS	08/14/08 19:44				U	mg/Kg		-0.15	0.15			
WG249661LCSS	LCSS	08/14/08 19:51	PCN30289	147		163.45	mg/Kg		114	180			
WG249661LCSSD	LCSSD	08/14/08 19:58	PCN30289	147		178.25	mg/Kg		114	180	8.7	20	
L70791-01MS	MS	08/14/08 20:11	MS080707-3	12.5	.35	13.245	mg/Kg	103.2	75	125			
L70791-01MSD	MSD	08/14/08 20:17	MS080707-3	12.5	.35	12.73	mg/Kg	99	75	125	3.97	20	
WG250395													
WG250395ICV	ICV	08/28/08 18:13	MS080813-2	.05		.05118	mg/L	102.4	90	110			
WG250395ICB	ICB	08/28/08 18:14				U	mg/L		-0.0003	0.0003			
WG249661PBS	PBS	08/28/08 18:20				U	mg/Kg		-0.15	0.15			
WG249661LCSS	LCSS	08/28/08 18:21	PCN30289	147		163.25	mg/Kg		114	180			
WG249661LCSSD	LCSSD	08/28/08 18:23	PCN30289	147		164.95	mg/Kg		114	180	1	20	
L70791-01MS	MS	08/28/08 18:27	MS080707-3	12.5	.38	12.08	mg/Kg	93.6	75	125			
L70791-01MSD	MSD	08/28/08 18:28	MS080707-3	12.5	.38	12.09	mg/Kg	93.7	75	125	0.08	20	

Solids, Percent CLPSOW390, PART F, D-98

ACZ ID	Type	Analyzed	PCN/SCN	QC	Sample	Found	Units	Rec	Lower	Upper	RPD	Limit	Qual
WG249031													
WG249031PBS	PBS	07/30/08 7:00				U	%		99.9	100.1			
L70791-01DUP	DUP	07/30/08 9:18			95.9	96.64	%				0.8	20	

Thallium, total (3050) M6020 ICP-MS

ACZ ID	Type	Analyzed	PCN/SCN	QC	Sample	Found	Units	Rec	Lower	Upper	RPD	Limit	Qual
WG250091													
WG250091ICV	ICV	08/15/08 21:49	MS080813-2	.05		.05283	mg/L	105.7	90	110			
WG250091ICB	ICB	08/15/08 21:56				U	mg/L		-0.0003	0.0003			
WG249661PBS	PBS	08/15/08 22:22				U	mg/Kg		-0.15	0.15			
WG249661LCSS	LCSS	08/15/08 22:29	PCN30289	173		182.2	mg/Kg		140	205			
WG249661LCSSD	LCSSD	08/15/08 22:35	PCN30289	173		189.45	mg/Kg		140	205	3.9	20	
L70791-01MS	MS	08/15/08 22:48	MS080707-3	25.05	.26	23.94	mg/Kg	94.5	75	125			
L70791-01MSD	MSD	08/15/08 22:54	MS080707-3	25.05	.26	24.505	mg/Kg	96.8	75	125	2.33	20	

FMI Gold & Copper - Sierrita
Project ID: OJ07R9

ACZ Project ID: ***L70791***

Uranium, total (3050) M6020 ICP-MS

ACZ ID	Type	Analyzed	PCN/SCN	QC	Sample	Found	Units	Rec	Lower	Upper	RPD	Limit	Qual
WG249797													
WG249797ICV	ICV	08/14/08 19:11	MS080722-4	.05		.05224	mg/L	104.5	90	110			
WG249797ICB	ICB	08/14/08 19:18				U	mg/L		-0.0003	0.0003			
WG249661PBS	PBS	08/14/08 19:44				U	mg/Kg		-0.15	0.15			
L70791-01MS	MS	08/14/08 20:11	MS080707-3	12.5	2.21	16.835	mg/Kg	117	75	125			
L70791-01MSD	MSD	08/14/08 20:17	MS080707-3	12.5	2.21	16.455	mg/Kg	114	75	125	2.28	20	
WG250091													
WG250091ICV	ICV	08/15/08 21:49	MS080813-2	.05		.04987	mg/L	99.7	90	110			
WG250091ICB	ICB	08/15/08 21:56				U	mg/L		-0.0003	0.0003			
WG249661PBS	PBS	08/15/08 22:22				U	mg/Kg		-0.15	0.15			
L70791-01MS	MS	08/15/08 22:48	MS080707-3	12.5	2.01	14.775	mg/Kg	102.1	75	125			
L70791-01MSD	MSD	08/15/08 22:54	MS080707-3	12.5	2.01	14.67	mg/Kg	101.3	75	125	0.71	20	

Zinc, total (3050) M6010B ICP

ACZ ID	Type	Analyzed	PCN/SCN	QC	Sample	Found	Units	Rec	Lower	Upper	RPD	Limit	Qual
WG250000													
WG250000ICV	ICV	08/14/08 23:02	II080717-1	2		1.967	mg/L	98.4	90	110			
WG250000ICB	ICB	08/14/08 23:06				U	mg/L		-0.03	0.03			
WG249661PBS	PBS	08/14/08 23:20				U	mg/Kg		-3	3			
WG249661LCSS	LCSS	08/14/08 23:23	PCN30289	349		360	mg/Kg		280	418			
WG249661LCSSD	LCSSD	08/14/08 23:27	PCN30289	349		366.2	mg/Kg		280	418	1.7	20	
L70791-20MS	MS	08/15/08 0:56	II080730-2	50	201	271.8	mg/Kg	141.6	75	125			M3
L70791-20MSD	MSD	08/15/08 1:00	II080730-2	50	201	274.5	mg/Kg	147	75	125	0.99	20	M3

FMI Gold & Copper - Sierrita ACZ Project ID: ***L70791***

ACZ ID	WORKNUM	PARAMETER	METHOD	QUAL	DESCRIPTION
L70791-01	WG250091	Antimony, total (3050)	M6020 ICP-MS	M2	Matrix spike recovery was low, the recovery of the associated control sample (LCS or LFB) was acceptable.
	WG250000	Barium, total (3050)	M6010B ICP	M1	Matrix spike recovery was high, the recovery of the associated control sample (LCS or LFB) was acceptable.
		Chromium, total (3050)	M6010B ICP	ZG	The ICP Serial Dilution was not used for data validation because the sample concentration was less than 50 times the MDL.
		Copper, total (3050)	M6010B ICP	M3	The spike recovery value is unusable since the analyte concentration in the sample is disproportionate to the spike level. The recovery of the associated control sample (LCS or LFB) was acceptable.
	WG250054	Manganese, total (3050)	M6010B ICP	M3	The spike recovery value is unusable since the analyte concentration in the sample is disproportionate to the spike level. The recovery of the associated control sample (LCS or LFB) was acceptable.
	WG250000	Zinc, total (3050)	M6010B ICP	M3	The spike recovery value is unusable since the analyte concentration in the sample is disproportionate to the spike level. The recovery of the associated control sample (LCS or LFB) was acceptable.
L70791-02	WG250091	Antimony, total (3050)	M6020 ICP-MS	M2	Matrix spike recovery was low, the recovery of the associated control sample (LCS or LFB) was acceptable.
	WG250000	Barium, total (3050)	M6010B ICP	M1	Matrix spike recovery was high, the recovery of the associated control sample (LCS or LFB) was acceptable.
		Chromium, total (3050)	M6010B ICP	ZG	The ICP Serial Dilution was not used for data validation because the sample concentration was less than 50 times the MDL.
		Copper, total (3050)	M6010B ICP	M3	The spike recovery value is unusable since the analyte concentration in the sample is disproportionate to the spike level. The recovery of the associated control sample (LCS or LFB) was acceptable.
	WG250054	Manganese, total (3050)	M6010B ICP	M3	The spike recovery value is unusable since the analyte concentration in the sample is disproportionate to the spike level. The recovery of the associated control sample (LCS or LFB) was acceptable.
	WG250000	Zinc, total (3050)	M6010B ICP	M3	The spike recovery value is unusable since the analyte concentration in the sample is disproportionate to the spike level. The recovery of the associated control sample (LCS or LFB) was acceptable.
L70791-03	WG250091	Antimony, total (3050)	M6020 ICP-MS	M2	Matrix spike recovery was low, the recovery of the associated control sample (LCS or LFB) was acceptable.
	WG250000	Barium, total (3050)	M6010B ICP	M1	Matrix spike recovery was high, the recovery of the associated control sample (LCS or LFB) was acceptable.
		Chromium, total (3050)	M6010B ICP	ZG	The ICP Serial Dilution was not used for data validation because the sample concentration was less than 50 times the MDL.
		Copper, total (3050)	M6010B ICP	M3	The spike recovery value is unusable since the analyte concentration in the sample is disproportionate to the spike level. The recovery of the associated control sample (LCS or LFB) was acceptable.
	WG250054	Manganese, total (3050)	M6010B ICP	M3	The spike recovery value is unusable since the analyte concentration in the sample is disproportionate to the spike level. The recovery of the associated control sample (LCS or LFB) was acceptable.
	WG250000	Zinc, total (3050)	M6010B ICP	M3	The spike recovery value is unusable since the analyte concentration in the sample is disproportionate to the spike level. The recovery of the associated control sample (LCS or LFB) was acceptable.

FMI Gold & Copper - Sierrita ACZ Project ID: ***L70791***

ACZ ID	WORKNUM	PARAMETER	METHOD	QUAL	DESCRIPTION
L70791-04	WG250091	Antimony, total (3050)	M6020 ICP-MS	M2	Matrix spike recovery was low, the recovery of the associated control sample (LCS or LFB) was acceptable.
	WG250000	Barium, total (3050)	M6010B ICP	M1	Matrix spike recovery was high, the recovery of the associated control sample (LCS or LFB) was acceptable.
		Chromium, total (3050)	M6010B ICP	ZG	The ICP Serial Dilution was not used for data validation because the sample concentration was less than 50 times the MDL.
		Copper, total (3050)	M6010B ICP	M3	The spike recovery value is unusable since the analyte concentration in the sample is disproportionate to the spike level. The recovery of the associated control sample (LCS or LFB) was acceptable.
	WG250054	Manganese, total (3050)	M6010B ICP	M3	The spike recovery value is unusable since the analyte concentration in the sample is disproportionate to the spike level. The recovery of the associated control sample (LCS or LFB) was acceptable.
	WG249797	Selenium, total (3050)	M6020 ICP-MS	VC	CCV recovery was above the acceptance limits. Target analyte was not detected in the sample [< MDL].
	WG250000	Zinc, total (3050)	M6010B ICP	M3	The spike recovery value is unusable since the analyte concentration in the sample is disproportionate to the spike level. The recovery of the associated control sample (LCS or LFB) was acceptable.
L70791-05	WG250091	Antimony, total (3050)	M6020 ICP-MS	M2	Matrix spike recovery was low, the recovery of the associated control sample (LCS or LFB) was acceptable.
	WG250000	Barium, total (3050)	M6010B ICP	M1	Matrix spike recovery was high, the recovery of the associated control sample (LCS or LFB) was acceptable.
		Chromium, total (3050)	M6010B ICP	ZG	The ICP Serial Dilution was not used for data validation because the sample concentration was less than 50 times the MDL.
		Copper, total (3050)	M6010B ICP	M3	The spike recovery value is unusable since the analyte concentration in the sample is disproportionate to the spike level. The recovery of the associated control sample (LCS or LFB) was acceptable.
	WG250054	Manganese, total (3050)	M6010B ICP	M3	The spike recovery value is unusable since the analyte concentration in the sample is disproportionate to the spike level. The recovery of the associated control sample (LCS or LFB) was acceptable.
	WG250395	Selenium, total (3050)	M6020 ICP-MS	ZB	The ICP-MS Serial Dilution was not used for data validation because the sample concentration was less than 100 times the MDL.
	WG250000	Zinc, total (3050)	M6010B ICP	M3	The spike recovery value is unusable since the analyte concentration in the sample is disproportionate to the spike level. The recovery of the associated control sample (LCS or LFB) was acceptable.
L70791-06	WG250091	Antimony, total (3050)	M6020 ICP-MS	M2	Matrix spike recovery was low, the recovery of the associated control sample (LCS or LFB) was acceptable.
	WG250000	Barium, total (3050)	M6010B ICP	M1	Matrix spike recovery was high, the recovery of the associated control sample (LCS or LFB) was acceptable.
		Chromium, total (3050)	M6010B ICP	ZG	The ICP Serial Dilution was not used for data validation because the sample concentration was less than 50 times the MDL.
		Copper, total (3050)	M6010B ICP	M3	The spike recovery value is unusable since the analyte concentration in the sample is disproportionate to the spike level. The recovery of the associated control sample (LCS or LFB) was acceptable.
	WG250054	Manganese, total (3050)	M6010B ICP	M3	The spike recovery value is unusable since the analyte concentration in the sample is disproportionate to the spike level. The recovery of the associated control sample (LCS or LFB) was acceptable.
	WG250395	Selenium, total (3050)	M6020 ICP-MS	ZB	The ICP-MS Serial Dilution was not used for data validation because the sample concentration was less than 100 times the MDL.
	WG250000	Zinc, total (3050)	M6010B ICP	M3	The spike recovery value is unusable since the analyte concentration in the sample is disproportionate to the spike level. The recovery of the associated control sample (LCS or LFB) was acceptable.

FMI Gold & Copper - Sierrita ACZ Project ID: ***L70791***

ACZ ID	WORKNUM	PARAMETER	METHOD	QUAL	DESCRIPTION
L70791-07	WG250091	Antimony, total (3050)	M6020 ICP-MS	M2	Matrix spike recovery was low, the recovery of the associated control sample (LCS or LFB) was acceptable.
	WG250000	Barium, total (3050)	M6010B ICP	M1	Matrix spike recovery was high, the recovery of the associated control sample (LCS or LFB) was acceptable.
		Chromium, total (3050)	M6010B ICP	ZG	The ICP Serial Dilution was not used for data validation because the sample concentration was less than 50 times the MDL.
		Copper, total (3050)	M6010B ICP	M3	The spike recovery value is unusable since the analyte concentration in the sample is disproportionate to the spike level. The recovery of the associated control sample (LCS or LFB) was acceptable.
	WG250054	Manganese, total (3050)	M6010B ICP	M3	The spike recovery value is unusable since the analyte concentration in the sample is disproportionate to the spike level. The recovery of the associated control sample (LCS or LFB) was acceptable.
	WG250395	Selenium, total (3050)	M6020 ICP-MS	ZB	The ICP-MS Serial Dilution was not used for data validation because the sample concentration was less than 100 times the MDL.
	WG250000	Zinc, total (3050)	M6010B ICP	M3	The spike recovery value is unusable since the analyte concentration in the sample is disproportionate to the spike level. The recovery of the associated control sample (LCS or LFB) was acceptable.
L70791-08	WG250091	Antimony, total (3050)	M6020 ICP-MS	M2	Matrix spike recovery was low, the recovery of the associated control sample (LCS or LFB) was acceptable.
	WG250000	Barium, total (3050)	M6010B ICP	M1	Matrix spike recovery was high, the recovery of the associated control sample (LCS or LFB) was acceptable.
		Chromium, total (3050)	M6010B ICP	ZG	The ICP Serial Dilution was not used for data validation because the sample concentration was less than 50 times the MDL.
		Copper, total (3050)	M6010B ICP	M3	The spike recovery value is unusable since the analyte concentration in the sample is disproportionate to the spike level. The recovery of the associated control sample (LCS or LFB) was acceptable.
	WG250054	Manganese, total (3050)	M6010B ICP	M3	The spike recovery value is unusable since the analyte concentration in the sample is disproportionate to the spike level. The recovery of the associated control sample (LCS or LFB) was acceptable.
	WG250395	Selenium, total (3050)	M6020 ICP-MS	ZB	The ICP-MS Serial Dilution was not used for data validation because the sample concentration was less than 100 times the MDL.
	WG250000	Zinc, total (3050)	M6010B ICP	M3	The spike recovery value is unusable since the analyte concentration in the sample is disproportionate to the spike level. The recovery of the associated control sample (LCS or LFB) was acceptable.

ACZ ID	WORKNUM	PARAMETER	METHOD	QUAL	DESCRIPTION
L70791-09	WG250091	Antimony, total (3050)	M6020 ICP-MS	M2	Matrix spike recovery was low, the recovery of the associated control sample (LCS or LFB) was acceptable.
	WG250000	Barium, total (3050)	M6010B ICP	M1	Matrix spike recovery was high, the recovery of the associated control sample (LCS or LFB) was acceptable.
		Chromium, total (3050)	M6010B ICP	ZG	The ICP Serial Dilution was not used for data validation because the sample concentration was less than 50 times the MDL.
		Copper, total (3050)	M6010B ICP	M3	The spike recovery value is unusable since the analyte concentration in the sample is disproportionate to the spike level. The recovery of the associated control sample (LCS or LFB) was acceptable.
	WG250054	Manganese, total (3050)	M6010B ICP	M3	The spike recovery value is unusable since the analyte concentration in the sample is disproportionate to the spike level. The recovery of the associated control sample (LCS or LFB) was acceptable.
	WG250395	Selenium, total (3050)	M6020 ICP-MS	ZB	The ICP-MS Serial Dilution was not used for data validation because the sample concentration was less than 100 times the MDL.
	WG250000	Zinc, total (3050)	M6010B ICP	M3	The spike recovery value is unusable since the analyte concentration in the sample is disproportionate to the spike level. The recovery of the associated control sample (LCS or LFB) was acceptable.
L70791-10	WG250091	Antimony, total (3050)	M6020 ICP-MS	M2	Matrix spike recovery was low, the recovery of the associated control sample (LCS or LFB) was acceptable.
	WG250000	Barium, total (3050)	M6010B ICP	M1	Matrix spike recovery was high, the recovery of the associated control sample (LCS or LFB) was acceptable.
		Chromium, total (3050)	M6010B ICP	ZG	The ICP Serial Dilution was not used for data validation because the sample concentration was less than 50 times the MDL.
		Copper, total (3050)	M6010B ICP	M3	The spike recovery value is unusable since the analyte concentration in the sample is disproportionate to the spike level. The recovery of the associated control sample (LCS or LFB) was acceptable.
	WG250054	Manganese, total (3050)	M6010B ICP	M3	The spike recovery value is unusable since the analyte concentration in the sample is disproportionate to the spike level. The recovery of the associated control sample (LCS or LFB) was acceptable.
	WG249797	Selenium, total (3050)	M6020 ICP-MS	VC	CCV recovery was above the acceptance limits. Target analyte was not detected in the sample [< MDL].
	WG250000	Zinc, total (3050)	M6010B ICP	M3	The spike recovery value is unusable since the analyte concentration in the sample is disproportionate to the spike level. The recovery of the associated control sample (LCS or LFB) was acceptable.
L70791-11	WG250091	Antimony, total (3050)	M6020 ICP-MS	M2	Matrix spike recovery was low, the recovery of the associated control sample (LCS or LFB) was acceptable.
	WG250000	Barium, total (3050)	M6010B ICP	M1	Matrix spike recovery was high, the recovery of the associated control sample (LCS or LFB) was acceptable.
		Chromium, total (3050)	M6010B ICP	ZG	The ICP Serial Dilution was not used for data validation because the sample concentration was less than 50 times the MDL.
		Copper, total (3050)	M6010B ICP	M3	The spike recovery value is unusable since the analyte concentration in the sample is disproportionate to the spike level. The recovery of the associated control sample (LCS or LFB) was acceptable.
	WG250054	Manganese, total (3050)	M6010B ICP	M3	The spike recovery value is unusable since the analyte concentration in the sample is disproportionate to the spike level. The recovery of the associated control sample (LCS or LFB) was acceptable.
	WG250395	Selenium, total (3050)	M6020 ICP-MS	ZB	The ICP-MS Serial Dilution was not used for data validation because the sample concentration was less than 100 times the MDL.
	WG250000	Zinc, total (3050)	M6010B ICP	M3	The spike recovery value is unusable since the analyte concentration in the sample is disproportionate to the spike level. The recovery of the associated control sample (LCS or LFB) was acceptable.

FMI Gold & Copper - Sierrita ACZ Project ID: ***L70791***

ACZ ID	WORKNUM	PARAMETER	METHOD	QUAL	DESCRIPTION
L70791-12	WG250091	Antimony, total (3050)	M6020 ICP-MS	M2	Matrix spike recovery was low, the recovery of the associated control sample (LCS or LFB) was acceptable.
	WG250000	Barium, total (3050)	M6010B ICP	M1	Matrix spike recovery was high, the recovery of the associated control sample (LCS or LFB) was acceptable.
		Chromium, total (3050)	M6010B ICP	ZG	The ICP Serial Dilution was not used for data validation because the sample concentration was less than 50 times the MDL.
		Copper, total (3050)	M6010B ICP	M3	The spike recovery value is unusable since the analyte concentration in the sample is disproportionate to the spike level. The recovery of the associated control sample (LCS or LFB) was acceptable.
	WG250054	Manganese, total (3050)	M6010B ICP	M3	The spike recovery value is unusable since the analyte concentration in the sample is disproportionate to the spike level. The recovery of the associated control sample (LCS or LFB) was acceptable.
	WG249797	Selenium, total (3050)	M6020 ICP-MS	VC	CCV recovery was above the acceptance limits. Target analyte was not detected in the sample [< MDL].
	WG250000	Zinc, total (3050)	M6010B ICP	M3	The spike recovery value is unusable since the analyte concentration in the sample is disproportionate to the spike level. The recovery of the associated control sample (LCS or LFB) was acceptable.
L70791-13	WG250091	Antimony, total (3050)	M6020 ICP-MS	M2	Matrix spike recovery was low, the recovery of the associated control sample (LCS or LFB) was acceptable.
	WG250196	Arsenic, total (3050)	M6020 ICP-MS	ZB	The ICP-MS Serial Dilution was not used for data validation because the sample concentration was less than 100 times the MDL.
	WG250000	Barium, total (3050)	M6010B ICP	M1	Matrix spike recovery was high, the recovery of the associated control sample (LCS or LFB) was acceptable.
		Chromium, total (3050)	M6010B ICP	ZG	The ICP Serial Dilution was not used for data validation because the sample concentration was less than 50 times the MDL.
		Copper, total (3050)	M6010B ICP	M3	The spike recovery value is unusable since the analyte concentration in the sample is disproportionate to the spike level. The recovery of the associated control sample (LCS or LFB) was acceptable.
	WG250054	Manganese, total (3050)	M6010B ICP	M3	The spike recovery value is unusable since the analyte concentration in the sample is disproportionate to the spike level. The recovery of the associated control sample (LCS or LFB) was acceptable.
	WG250395	Selenium, total (3050)	M6020 ICP-MS	ZB	The ICP-MS Serial Dilution was not used for data validation because the sample concentration was less than 100 times the MDL.
	WG250000	Zinc, total (3050)	M6010B ICP	M3	The spike recovery value is unusable since the analyte concentration in the sample is disproportionate to the spike level. The recovery of the associated control sample (LCS or LFB) was acceptable.

FMI Gold & Copper - Sierrita ACZ Project ID: ***L70791***

ACZ ID	WORKNUM	PARAMETER	METHOD	QUAL	DESCRIPTION
L70791-14	WG250091	Antimony, total (3050)	M6020 ICP-MS	M2	Matrix spike recovery was low, the recovery of the associated control sample (LCS or LFB) was acceptable.
	WG250196	Arsenic, total (3050)	M6020 ICP-MS	ZB	The ICP-MS Serial Dilution was not used for data validation because the sample concentration was less than 100 times the MDL.
	WG250000	Barium, total (3050)	M6010B ICP	M1	Matrix spike recovery was high, the recovery of the associated control sample (LCS or LFB) was acceptable.
		Chromium, total (3050)	M6010B ICP	ZG	The ICP Serial Dilution was not used for data validation because the sample concentration was less than 50 times the MDL.
		Copper, total (3050)	M6010B ICP	M3	The spike recovery value is unusable since the analyte concentration in the sample is disproportionate to the spike level. The recovery of the associated control sample (LCS or LFB) was acceptable.
	WG250054	Manganese, total (3050)	M6010B ICP	M3	The spike recovery value is unusable since the analyte concentration in the sample is disproportionate to the spike level. The recovery of the associated control sample (LCS or LFB) was acceptable.
	WG250395	Selenium, total (3050)	M6020 ICP-MS	ZB	The ICP-MS Serial Dilution was not used for data validation because the sample concentration was less than 100 times the MDL.
	WG250000	Zinc, total (3050)	M6010B ICP	M3	The spike recovery value is unusable since the analyte concentration in the sample is disproportionate to the spike level. The recovery of the associated control sample (LCS or LFB) was acceptable.
L70791-15	WG250091	Antimony, total (3050)	M6020 ICP-MS	M2	Matrix spike recovery was low, the recovery of the associated control sample (LCS or LFB) was acceptable.
	WG250196	Arsenic, total (3050)	M6020 ICP-MS	ZB	The ICP-MS Serial Dilution was not used for data validation because the sample concentration was less than 100 times the MDL.
	WG250000	Barium, total (3050)	M6010B ICP	M1	Matrix spike recovery was high, the recovery of the associated control sample (LCS or LFB) was acceptable.
		Chromium, total (3050)	M6010B ICP	ZG	The ICP Serial Dilution was not used for data validation because the sample concentration was less than 50 times the MDL.
		Copper, total (3050)	M6010B ICP	M3	The spike recovery value is unusable since the analyte concentration in the sample is disproportionate to the spike level. The recovery of the associated control sample (LCS or LFB) was acceptable.
	WG250054	Manganese, total (3050)	M6010B ICP	M3	The spike recovery value is unusable since the analyte concentration in the sample is disproportionate to the spike level. The recovery of the associated control sample (LCS or LFB) was acceptable.
	WG250395	Selenium, total (3050)	M6020 ICP-MS	ZB	The ICP-MS Serial Dilution was not used for data validation because the sample concentration was less than 100 times the MDL.
	WG250000	Zinc, total (3050)	M6010B ICP	M3	The spike recovery value is unusable since the analyte concentration in the sample is disproportionate to the spike level. The recovery of the associated control sample (LCS or LFB) was acceptable.

FMI Gold & Copper - Sierrita ACZ Project ID: ***L70791***

ACZ ID	WORKNUM	PARAMETER	METHOD	QUAL	DESCRIPTION
L70791-16	WG250091	Antimony, total (3050)	M6020 ICP-MS	M2	Matrix spike recovery was low, the recovery of the associated control sample (LCS or LFB) was acceptable.
	WG250196	Arsenic, total (3050)	M6020 ICP-MS	ZB	The ICP-MS Serial Dilution was not used for data validation because the sample concentration was less than 100 times the MDL.
	WG250000	Barium, total (3050)	M6010B ICP	M1	Matrix spike recovery was high, the recovery of the associated control sample (LCS or LFB) was acceptable.
		Chromium, total (3050)	M6010B ICP	ZG	The ICP Serial Dilution was not used for data validation because the sample concentration was less than 50 times the MDL.
		Copper, total (3050)	M6010B ICP	M3	The spike recovery value is unusable since the analyte concentration in the sample is disproportionate to the spike level. The recovery of the associated control sample (LCS or LFB) was acceptable.
	WG250054	Manganese, total (3050)	M6010B ICP	M3	The spike recovery value is unusable since the analyte concentration in the sample is disproportionate to the spike level. The recovery of the associated control sample (LCS or LFB) was acceptable.
	WG250395	Selenium, total (3050)	M6020 ICP-MS	ZB	The ICP-MS Serial Dilution was not used for data validation because the sample concentration was less than 100 times the MDL.
	WG250000	Zinc, total (3050)	M6010B ICP	M3	The spike recovery value is unusable since the analyte concentration in the sample is disproportionate to the spike level. The recovery of the associated control sample (LCS or LFB) was acceptable.
L70791-17	WG250091	Antimony, total (3050)	M6020 ICP-MS	M2	Matrix spike recovery was low, the recovery of the associated control sample (LCS or LFB) was acceptable.
	WG250196	Arsenic, total (3050)	M6020 ICP-MS	ZB	The ICP-MS Serial Dilution was not used for data validation because the sample concentration was less than 100 times the MDL.
	WG250000	Barium, total (3050)	M6010B ICP	M1	Matrix spike recovery was high, the recovery of the associated control sample (LCS or LFB) was acceptable.
		Chromium, total (3050)	M6010B ICP	ZG	The ICP Serial Dilution was not used for data validation because the sample concentration was less than 50 times the MDL.
		Copper, total (3050)	M6010B ICP	M3	The spike recovery value is unusable since the analyte concentration in the sample is disproportionate to the spike level. The recovery of the associated control sample (LCS or LFB) was acceptable.
	WG250054	Manganese, total (3050)	M6010B ICP	M3	The spike recovery value is unusable since the analyte concentration in the sample is disproportionate to the spike level. The recovery of the associated control sample (LCS or LFB) was acceptable.
	WG250395	Selenium, total (3050)	M6020 ICP-MS	ZB	The ICP-MS Serial Dilution was not used for data validation because the sample concentration was less than 100 times the MDL.
	WG250000	Zinc, total (3050)	M6010B ICP	M3	The spike recovery value is unusable since the analyte concentration in the sample is disproportionate to the spike level. The recovery of the associated control sample (LCS or LFB) was acceptable.

FMI Gold & Copper - Sierrita ACZ Project ID: ***L70791***

ACZ ID	WORKNUM	PARAMETER	METHOD	QUAL	DESCRIPTION
L70791-18	WG250091	Antimony, total (3050)	M6020 ICP-MS	M2	Matrix spike recovery was low, the recovery of the associated control sample (LCS or LFB) was acceptable.
	WG250196	Arsenic, total (3050)	M6020 ICP-MS	ZB	The ICP-MS Serial Dilution was not used for data validation because the sample concentration was less than 100 times the MDL.
	WG250000	Barium, total (3050)	M6010B ICP	M1	Matrix spike recovery was high, the recovery of the associated control sample (LCS or LFB) was acceptable.
		Chromium, total (3050)	M6010B ICP	ZG	The ICP Serial Dilution was not used for data validation because the sample concentration was less than 50 times the MDL.
		Copper, total (3050)	M6010B ICP	M3	The spike recovery value is unusable since the analyte concentration in the sample is disproportionate to the spike level. The recovery of the associated control sample (LCS or LFB) was acceptable.
	WG250054	Manganese, total (3050)	M6010B ICP	M3	The spike recovery value is unusable since the analyte concentration in the sample is disproportionate to the spike level. The recovery of the associated control sample (LCS or LFB) was acceptable.
	WG250395	Selenium, total (3050)	M6020 ICP-MS	ZB	The ICP-MS Serial Dilution was not used for data validation because the sample concentration was less than 100 times the MDL.
	WG250000	Zinc, total (3050)	M6010B ICP	M3	The spike recovery value is unusable since the analyte concentration in the sample is disproportionate to the spike level. The recovery of the associated control sample (LCS or LFB) was acceptable.
L70791-19	WG250091	Antimony, total (3050)	M6020 ICP-MS	M2	Matrix spike recovery was low, the recovery of the associated control sample (LCS or LFB) was acceptable.
	WG250196	Arsenic, total (3050)	M6020 ICP-MS	ZB	The ICP-MS Serial Dilution was not used for data validation because the sample concentration was less than 100 times the MDL.
	WG250000	Barium, total (3050)	M6010B ICP	M1	Matrix spike recovery was high, the recovery of the associated control sample (LCS or LFB) was acceptable.
		Chromium, total (3050)	M6010B ICP	ZG	The ICP Serial Dilution was not used for data validation because the sample concentration was less than 50 times the MDL.
		Copper, total (3050)	M6010B ICP	M3	The spike recovery value is unusable since the analyte concentration in the sample is disproportionate to the spike level. The recovery of the associated control sample (LCS or LFB) was acceptable.
	WG250054	Manganese, total (3050)	M6010B ICP	M3	The spike recovery value is unusable since the analyte concentration in the sample is disproportionate to the spike level. The recovery of the associated control sample (LCS or LFB) was acceptable.
	WG250395	Selenium, total (3050)	M6020 ICP-MS	ZB	The ICP-MS Serial Dilution was not used for data validation because the sample concentration was less than 100 times the MDL.
	WG250000	Zinc, total (3050)	M6010B ICP	M3	The spike recovery value is unusable since the analyte concentration in the sample is disproportionate to the spike level. The recovery of the associated control sample (LCS or LFB) was acceptable.

FMI Gold & Copper - Sierrita ACZ Project ID: ***L70791***

ACZ ID	WORKNUM	PARAMETER	METHOD	QUAL	DESCRIPTION
L70791-20	WG250091	Antimony, total (3050)	M6020 ICP-MS	M2	Matrix spike recovery was low, the recovery of the associated control sample (LCS or LFB) was acceptable.
	WG250196	Arsenic, total (3050)	M6020 ICP-MS	ZB	The ICP-MS Serial Dilution was not used for data validation because the sample concentration was less than 100 times the MDL.
	WG250000	Barium, total (3050)	M6010B ICP	M1	Matrix spike recovery was high, the recovery of the associated control sample (LCS or LFB) was acceptable.
		Chromium, total (3050)	M6010B ICP	ZG	The ICP Serial Dilution was not used for data validation because the sample concentration was less than 50 times the MDL.
		Copper, total (3050)	M6010B ICP	M3	The spike recovery value is unusable since the analyte concentration in the sample is disproportionate to the spike level. The recovery of the associated control sample (LCS or LFB) was acceptable.
	WG250054	Manganese, total (3050)	M6010B ICP	M3	The spike recovery value is unusable since the analyte concentration in the sample is disproportionate to the spike level. The recovery of the associated control sample (LCS or LFB) was acceptable.
	WG250395	Selenium, total (3050)	M6020 ICP-MS	ZB	The ICP-MS Serial Dilution was not used for data validation because the sample concentration was less than 100 times the MDL.
	WG250000	Zinc, total (3050)	M6010B ICP	M3	The spike recovery value is unusable since the analyte concentration in the sample is disproportionate to the spike level. The recovery of the associated control sample (LCS or LFB) was acceptable.

Metals Analysis

The following parameters are not offered for certification or are not covered by NELAC certificate #ACZ.

Uranium, total (3050)	M6020 ICP-MS

Soil Analysis

The following parameters are not offered for certification or are not covered by NELAC certificate #ACZ.

Solids, Percent	CLPSOW390, PART F, D-98

ACZ Laboratories, Inc.
2773 Downhill Drive Steamboat Springs, CO 80487 (800) 334-5493

Sample Receipt

FMI Gold & Copper - Sierrita
OJ07R9

ACZ Project ID: L70791
Date Received: 7/29/2008
Received By:
Date Printed: 7/29/2008

Receipt Verification

	YES	NO	NA
1) Does this project require special handling procedures such as CLP protocol?			X
2) Are the custody seals on the cooler intact?	X		
3) Are the custody seals on the sample containers intact?			X
4) Is there a Chain of Custody or other directive shipping papers present?	X		
5) Is the Chain of Custody complete?	X		
6) Is the Chain of Custody in agreement with the samples received?	X		
7) Is there enough sample for all requested analyses?	X		
8) Are all samples within holding times for requested analyses?	X		
9) Were all sample containers received intact?	X		
10) Are the temperature blanks present?			X
11) Are the trip blanks (VOA and/or Cyanide) present?			X
12) Are samples requiring no headspace, headspace free?			X
13) Do the samples that require a Foreign Soils Permit have one?			X

Exceptions: If you answered no to any of the above questions, please describe

N/A

Contact (For any discrepancies, the client must be contacted)

N/A

Shipping Containers

Cooler Id	Temp (°C)	Rad (µR/hr)
2269	3.4	16
2268	0.7	16

Client must contact ACZ Project Manager if analysis should not proceed for samples received outside of thermal preservation acceptance criteria.

Notes

ACZ Laboratories, Inc.
2773 Downhill Drive Steamboat Springs, CO 80487 (800) 334-5493

Sample Receipt

FMI Gold & Copper - Sierrita
OJ07R9

ACZ Project ID: L70791
Date Received: 7/29/2008
Received By:

Sample Container Preservation

SAMPLE	CLIENT ID	R < 2	G < 2	BK < 2	Y< 2	YG< 2	B< 2	O < 2	T >12	N/A	RAD	ID
L70791-01	CP-Q09-0-1									X		
L70791-02	CP-Q09-1-3									X		
L70791-03	CP-SD-07-0-1.5									X		
L70791-04	CP-SD-07-1.5-3.0									X		
L70791-05	CP-P12-0-1									X		
L70791-06	CP-P12-1-3									X		
L70791-07	CP-SD-08-0-1.5									X		
L70791-08	CP-SD-08-1.5-3.0									X		
L70791-09	CP-SD-10-0-1.5									X		
L70791-10	CP-SD-10-1.5-3.0									X		
L70791-11	CP-SD-09-0-1.5									X		
L70791-12	CP-SD-09-1.5-3.0									X		
L70791-13	OD-SD-01-0-1.5									X		
L70791-14	OD-SD-01-1.5-3.0									X		
L70791-15	OD-SD-02-0-1.5									X		
L70791-16	OD-SD-02-1.5-3.0									X		
L70791-17	OD-SD-04-0-1.5									X		
L70791-18	OD-SD-04-1.5-3.0									X		
L70791-19	OD-SD-03-0-1.5									X		
L70791-20	OD-SD-03-1.5-3.0									X		

Sample Container Preservation Legend

Abbreviation	Description	Container Type	Preservative/Limits
R	Raw/Nitric	RED	pH must be < 2
B	Filtered/Sulfuric	BLUE	pH must be < 2
BK	Filtered/Nitric	BLACK	pH must be < 2
G	Filtered/Nitric	GREEN	pH must be < 2
O	Raw/Sulfuric	ORANGE	pH must be < 2
P	Raw/NaOH	PURPLE	pH must be > 12 *
T	Raw/NaOH _Zinc Acetate	TAN	pH must be > 12
Y	Raw/Sulfuric	YELLOW	pH must be < 2
YG	Raw/Sulfuric	YELLOW GLASS	pH must be < 2
N/A	No preservative needed	Not applicable	
RAD	Gamma/Beta dose rate	Not applicable	must be < 250 µR/hr

* pH check performed by analyst prior to sample preparation

Sample IDs Reviewed By: _____

ACZ Laboratories, Inc. L709791

2773 Downhill Drive Steamboat Springs, CO 80487 (800) 334-5493

CHAIN of CUSTODY

Report to:

Name: Ned Hall
Company: EMJ - Sierrita
E-mail: Ned_Hall@EMJ.com
Address: 6200 W. Duval Mine Rd, Green Valley, AZ P.O. Box 527
Telephone: (520) 648-8857

Copy of Report to:

Name:
Company:
E-mail: steven_vaughn@uscorp.com
Telephone: Rick_Smith@uscorp.com

Invoice to:

Name: Ned Hall
Company: EMJ - Sierrita
E-mail: Ned_Hall@EMJ.com
Address: 6200 W. Duval Mine Rd. P.O. Box 527, Green Valley, AZ
Telephone: (520) 648-8857

If sample(s) received past holding time (HT), or if insufficient HT remains to complete analysis before expiration, shall ACZ proceed with requested short HT analyses? YES [ ] NO [ ]
If "NO" then ACZ will contact client for further instruction. If neither "YES" nor "NO" is indicated, ACZ will proceed with the requested analyses, even if HT is expired, and data will be qualified.

PROJECT INFORMATION

Quote #:
Project/PO #: OJ0729
Reporting state for compliance testing:
Sampler's Name: Armando Jimenez
Are any samples NRC licensable material?

ANALYSES REQUESTED *(attach list or use quote number)*

SAMPLE IDENTIFICATION	DATE:TIME		Matrix	# of Containers	See attached Quote 7/8/2008
CP-Q09-0-1	7-23-08	1015	SO	1	
CP-Q09-1-3	7-23-08	1015		1	
CP-SD-07-0-1.5	7-23-08	1047		1	
CP-SD-07-1.5-3.0	7-23-08	1047		1	
CP-P12-0-1	7-23-08	1103		1	
CP-P12-1-3	7-23-08	1103		1	
CP-SD-08-0-1.5	7-28-08	0910		1	
CP-SD-08-1.5-3.0	7-28-08	0910		1	
CP-SD-10-0-1.5	7-28-08	1000		1	
CP-SD-10-1.5-3.0	7-28-08	1000		1	

Matrix: SW (Surface Water) · GW (Ground Water) · WW (Waste Water) · DW (Drinking Water) · SL (Sludge) · SO (Soil) · OL (Oil) · Other

REMARKS/ SAMPLE DISCLOSURES

~~Fedex~~: UPS: 1Z 810130 84 6008 7126
1Z 810130 84 6008 7135

PAGE 1 of 2

Please refer to ACZ's terms & conditions located on the reverse side of this COC.

RELINQUISHED BY:	DATE:TIME	RECEIVED BY:	DATE:TIME
A. Y	7-28-08 1400	UPS	
		[illegible]	7-29-08 1000

FRMAD050.03.05.02 White - Return with sample. Yellow - Retain for your records.

ACZ Laboratories, Inc.

2773 Downhill Drive Steamboat Springs, CO 80487 (800) 334-5493

CHAIN of CUSTODY

Report to:

Name: Ned Hall
Company: FMI - Sierrita
E-mail: Ned-Hall@FMI.com
Address: 6200 W. Duval Mine Rd. Green Valley, AZ P.O. Box 527
Telephone: (520) 648-8857

Copy of Report to:

Name:
Company:
E-mail: steven-vaughn@urscorp.com
Telephone: Rick-smith@urscorp.com

Invoice to:

Name: Ned Hall
Company: FMI-Sierrita
E-mail: Ned-Hall@FMI.com
Address: 6200 W. Duval Mine Rd P.O. Box 527, Green Valley, AZ
Telephone: (520) 648-8857

If sample(s) received past holding time (HT), or if insufficient HT remains to complete analysis before expiration, shall ACZ proceed with requested short HT analyses? YES [ ] NO [ ]
If "NO" then ACZ will contact client for further instruction. If neither "YES" nor "NO" is indicated, ACZ will proceed with the requested analyses, even if HT is expired, and data will be qualified.

PROJECT INFORMATION

Quote #:
Project/PO #: 0J07R9
Reporting state for compliance testing:
Sampler's Name: Armando Jimenez
Are any samples NRC licensable material?

ANALYSES REQUESTED *(attach list or use quote number)*

SAMPLE IDENTIFICATION	DATE	TIME	Matrix	# of Containers	See attached Quote 78/2003
CP-SD-09-0-1.5	7-28-08	1039	SO	1	
CP-SD-09-1.5-3.0	7-28-08	1039		1	
OD-SD-01-0-1.5	7-28-08	1058		1	
OD-SD-01-1.5-3.0	7-28-08	1058		1	
OD-SD-02-0-1.5	7-28-08	1111		1	
OD-SD-02-1.5-3.0	7-28-08	1111		1	
OD-SD-04-0-1.5	7-28-08	1234		1	
OD-SD-04-1.5-3.0	7-28-08	1234		1	
OD-SD-03-0-1.5	7-28-08	1300		1	
OD-SD-03-1.5-3.0	7-28-08	1300		1	

Matrix: SW (Surface Water) · GW (Ground Water) · WW (Waste Water) · DW (Drinking Water) · SL (Sludge) · SO (Soil) · OL (Oil) · Other

REMARKS/ SAMPLE DISCLOSURES

UPS: 1Z 810 130 84 6008 7126
1Z 810 130 84 6008 7135

PAGE 2 of 2

Please refer to ACZ's terms & conditions located on the reverse side of this COC.

RELINQUISHED BY:	DATE:TIME	RECEIVED BY:	DATE:TIME
[signature]	7-28-08 1400	UPS	
		[signature]	7-29-08 10:26

FRMAD050.03.05.02 White - Return with sample. Yellow - Retain for your records.

ACZ Laboratories, Inc.

2773 Downhill Drive Steamboat Springs, CO 80487 (800) 334-5493

Analytical Quote

Accounts Payable
FMI Gold & Copper - Sierrita
P.O. Box 2671
Phoenix, AZ 85002-2671

7/8/2008

Quote Number: SOIL-GPL

Matrix: Soil — Sierrita Soil Sampling Program

Parameter	Method	Detection Limit	Cost/Sample
Metals Analysis			
Antimony, total (3050)	M6020 ICP-MS	0.04 mg/Kg	$13.50
Arsenic, total (3050)	M6020 ICP-MS	0.05 mg/Kg	$13.50
Barium, total (3050)	M6010B ICP	0.3 mg/Kg	$6.75
Beryllium, total (3050)	M6010B ICP	0.2 mg/Kg	$6.75
Cadmium, total (3050)	M6010B ICP	0.5 mg/Kg	$6.75
Chromium, total (3050)	M6010B ICP	1 mg/Kg	$6.75
Cobalt, total (3050)	M6010B ICP	1 mg/Kg	$6.75
Copper, total (3050)	M6010B ICP	1 mg/Kg	$6.75
Lead, total (3050)	M6020 ICP-MS	0.01 mg/Kg	$13.50
Manganese, total (3050)	M6010B ICP	0.5 mg/Kg	$6.75
Mercury, total	M7471A CVAA	0.02 mg/Kg	$17.25
Molybdenum, total (3050)	M6010B ICP	1 mg/Kg	$6.75
Nickel, total (3050)	M6010B ICP	1 mg/Kg	$6.75
Selenium, total (3050)	M6020 ICP-MS	0.01 mg/Kg	$13.50
Thallium, total (3050)	M6020 ICP-MS	0.01 mg/Kg	$13.50
Uranium, total (3050)	M6020 ICP-MS	0.01 mg/Kg	$13.50
Zinc, total (3050)	M6010B ICP	1 mg/Kg	$6.75
Misc.			
Electronic Data Deliverable			$0.00
Quality Control Summary			$0.00
Sample Preparation			
Air Dry at 34 Degrees C	USDA No. 1, 1972		$5.25
Digestion - Alkaline	M3060A		$99.98
Digestion - Hot Plate	M3050B ICP-MS		$10.50
Sieve-2000 um (2.0mm)	ASA No.9, 15-4.2.2		$8.25
Soil Analysis			
Solids, Percent	CLPSOW390, PART F, D-98	0.1 %	$5.25
Wet Chemistry			
Chromium, Hexavalent (3060)	M7196A	0.005 mg/Kg	$28.00
		Cost/Sample:	**$322.98**

Pricing includes standard deliverables and turnaround. Includes a QC Summary and default electronic data deliverable.
Method detection limits are estimates and may be elevated depending on sample matrix.

REPAD.09.06.05.01

D/ 21 P/

ACZ Laboratories, Inc.

2773 Downhill Drive Steamboat Springs, CO 80487 (800) 334-5493

Analytical Quote

Accounts Payable
FMI Gold & Copper - Sierrita
P.O. Box 2671
Phoenix, AZ 85002-2671

7/8/2008

Quote Number: SOIL-GPL

Matrix: Soil — Sierrita Soil Sampling Program

Parameter	Method	Detection Limit	Cost/Sample
Metals Analysis			
Antimony, total (3050)	M6020 ICP-MS	0.04 mg/Kg	$13.50
Arsenic, total (3050)	M6020 ICP-MS	0.05 mg/Kg	$13.50
Barium, total (3050)	M6010B ICP	0.3 mg/Kg	$6.75
Beryllium, total (3050)	M6010B ICP	0.2 mg/Kg	$6.75
Cadmium, total (3050)	M6010B ICP	0.5 mg/Kg	$6.75
Chromium, total (3050)	M6010B ICP	1 mg/Kg	$6.75
Cobalt, total (3050)	M6010B ICP	1 mg/Kg	$6.75
Copper, total (3050)	M6010B ICP	1 mg/Kg	$6.75
Lead, total (3050)	M6020 ICP-MS	0.01 mg/Kg	$13.50
Manganese, total (3050)	M6010B ICP	0.5 mg/Kg	$6.75
Mercury, total	M7471A CVAA	0.02 mg/Kg	$17.25
Molybdenum, total (3050)	M6010B ICP	1 mg/Kg	$6.75
Nickel, total (3050)	M6010B ICP	1 mg/Kg	$6.75
Selenium, total (3050)	M6020 ICP-MS	0.01 mg/Kg	$13.50
Thallium, total (3050)	M6020 ICP-MS	0.01 mg/Kg	$13.50
Uranium, total (3050)	M6020 ICP-MS	0.01 mg/Kg	$13.50
Zinc, total (3050)	M6010B ICP	1 mg/Kg	$6.75
Misc.			
Electronic Data Deliverable			$0.00
Quality Control Summary			$0.00
Sample Preparation			
Air Dry at 34 Degrees C	USDA No. 1, 1972		$5.25
Digestion - Alkaline	M3060A		$99.98
Digestion - Hot Plate	M3050B ICP-MS		$10.50
Sieve-2000 um (2.0mm)	ASA No.9, 15-4.2.2		$8.25
Soil Analysis			
Solids, Percent	CLPSOW390, PART F, D-98	0.1 %	$5.25
Wet Chemistry			
Chromium, Hexavalent (3060)	M7196A	0.005 mg/Kg	$28.00
		Cost/Sample:	**$322.98**

Pricing includes standard deliverables and turnaround. Includes a QC Summary and default electronic data deliverable.
Method detection limits are estimates and may be elevated depending on sample matrix.

REPAD.09.06.05.01

D/ 21 P/

ACZ Laboratories, Inc.
2773 Downhill Drive Steamboat Springs, CO 80487 (800) 334-5493

Analytical Report

August 18, 2008

Report to:
Ned Hall
FMI Gold & Copper - Sierrita
P.O. Box 527 6200 W. Duval Mine Rd.
Green Valley, AZ 85622-0527

Bill to:
Accounts Payable
FMI Gold & Copper - Sierrita
P.O. Box 2671
Phoenix, AZ 85002-2671

cc: Rick Smith, Steve Vaughn

Project ID: OJ07R9
ACZ Project ID: L70819

Ned Hall:

Enclosed are the analytical results for sample(s) submitted to ACZ Laboratories, Inc. (ACZ) on July 30, 2008. This project has been assigned to ACZ's project number, L70819. Please reference this number in all future inquiries.

All analyses were performed according to ACZ's Quality Assurance Plan, version 12.0. The enclosed results relate only to the samples received under L70819. Each section of this report has been reviewed and approved by the appropriate Laboratory Supervisor, or a qualified substitute.

Except as noted, the test results for the methods and parameters listed on ACZ's current NELAC certificate letter (#ACZ) meet all requirements of NELAC.

This report shall be used or copied only in its entirety. ACZ is not responsible for the consequences arising from the use of a partial report.

All samples and sub-samples associated with this project will be disposed of after September 18, 2008. If the samples are determined to be hazardous, additional charges apply for disposal (typically less than $10/sample). If you would like the samples to be held longer than ACZ's stated policy or to be returned, please contact your Project Manager or Customer Service Representative for further details and associated costs. ACZ retains analytical reports for five years.

If you have any questions or other needs, please contact your Project Manager.

S. Habermehl

Scott Habermehl has reviewed
and approved this report.

ACZ Laboratories, Inc.
2773 Downhill Drive Steamboat Springs, CO 80487 (800) 334-5493

Inorganic Analytical Results

FMI Gold & Copper - Sierrita
Project ID: OJ07R9
Sample ID: OD-SD-05-0-1.5

ACZ Sample ID: ***L70819-01***
Date Sampled: *07/29/08 08:16*
Date Received: *07/30/08*
Sample Matrix: *Soil*

Metals Analysis

Parameter	EPA Method	Result	Qual	XQ	Units	MDL	PQL	Date	Analyst
Antimony, total (3050)	M6020 ICP-MS	0.8	B	*	mg/Kg	0.2	1	08/13/08 19:49	rac
Arsenic, total (3050)	M6020 ICP-MS	6.2			mg/Kg	0.3	0.5	08/13/08 19:49	rac
Barium, total (3050)	M6010B ICP	141		*	mg/Kg	0.3	2	08/15/08 1:52	aeh
Beryllium, total (3050)	M6010B ICP	0.6	B		mg/Kg	0.2	1	08/15/08 13:42	aeh
Cadmium, total (3050)	M6010B ICP	1.1	B		mg/Kg	0.5	2	08/15/08 1:52	aeh
Chromium, total (3050)	M6010B ICP	22			mg/Kg	1	5	08/15/08 1:52	aeh
Cobalt, total (3050)	M6010B ICP	13		*	mg/Kg	1	5	08/15/08 1:52	aeh
Copper, total (3050)	M6010B ICP	3960		*	mg/Kg	1	5	08/15/08 1:52	aeh
Lead, total (3050)	M6020 ICP-MS	102			mg/Kg	0.05	0.3	08/13/08 19:49	rac
Manganese, total (3050)	M6010B ICP	365		*	mg/Kg	0.5	3	08/15/08 13:42	aeh
Mercury, total	M7471A CVAA	0.05	B		mg/Kg	0.04	0.2	08/11/08 15:51	jws
Molybdenum, total (3050)	M6010B ICP	230			mg/Kg	1	5	08/15/08 1:52	aeh
Nickel, total (3050)	M6010B ICP	8		*	mg/Kg	1	5	08/15/08 1:52	aeh
Selenium, total (3050)	M6020 ICP-MS	1.04		*	mg/Kg	0.05	0.3	08/13/08 19:49	rac
Thallium, total (3050)	M6020 ICP-MS	0.39		*	mg/Kg	0.05	0.3	08/13/08 19:49	rac
Uranium, total (3050)	M6020 ICP-MS	5.57		*	mg/Kg	0.05	0.3	08/13/08 19:49	rac
Zinc, total (3050)	M6010B ICP	179			mg/Kg	1	5	08/15/08 1:52	aeh

Soil Analysis

Parameter	EPA Method	Result	Qual	XQ	Units	MDL	PQL	Date	Analyst
Solids, Percent	CLPSOW390, PART F, D-98	93.5		*	%	0.1	0.5	07/30/08 23:41	brd

Soil Preparation

Parameter	EPA Method	Result	Qual	XQ	Units	MDL	PQL	Date	Analyst
Air Dry at 34 Degrees C	USDA No. 1, 1972			*				07/30/08 23:03	brd
Digestion - Hot Plate	M3050B ICP-MS			*				08/11/08 10:36	mjc
Sieve-2000 um (2.0mm)	ASA No.9, 15-4.2.2			*				08/05/08 12:40	lwt/brd

Arizona license number: AZ0102

** Please refer to Qualifier Reports for details.*

ACZ Laboratories, Inc.
2773 Downhill Drive Steamboat Springs, CO 80487 (800) 334-5493

Inorganic Analytical Results

FMI Gold & Copper - Sierrita
Project ID: OJ07R9
Sample ID: OD-SD-05-1.5-3.0

ACZ Sample ID: ***L70819-02***
Date Sampled: *07/29/08 08:16*
Date Received: *07/30/08*
Sample Matrix: *Soil*

Metals Analysis

Parameter	EPA Method	Result	Qual	XQ	Units	MDL	PQL	Date	Analyst
Antimony, total (3050)	M6020 ICP-MS	0.3	B	*	mg/Kg	0.2	1	08/13/08 20:02	rac
Arsenic, total (3050)	M6020 ICP-MS	4.6			mg/Kg	0.3	0.5	08/13/08 20:02	rac
Barium, total (3050)	M6010B ICP	169		*	mg/Kg	0.3	2	08/15/08 2:05	aeh
Beryllium, total (3050)	M6010B ICP	0.5	B		mg/Kg	0.2	1	08/15/08 14:01	aeh
Cadmium, total (3050)	M6010B ICP		U		mg/Kg	0.5	2	08/15/08 2:05	aeh
Chromium, total (3050)	M6010B ICP	13			mg/Kg	1	5	08/15/08 2:05	aeh
Cobalt, total (3050)	M6010B ICP	12		*	mg/Kg	1	5	08/15/08 2:05	aeh
Copper, total (3050)	M6010B ICP	916		*	mg/Kg	1	5	08/15/08 2:05	aeh
Lead, total (3050)	M6020 ICP-MS	35.30			mg/Kg	0.05	0.3	08/13/08 20:02	rac
Manganese, total (3050)	M6010B ICP	402		*	mg/Kg	0.5	3	08/15/08 14:01	aeh
Mercury, total	M7471A CVAA		U		mg/Kg	0.04	0.2	08/11/08 15:59	jws
Molybdenum, total (3050)	M6010B ICP	63			mg/Kg	1	5	08/15/08 2:05	aeh
Nickel, total (3050)	M6010B ICP	7		*	mg/Kg	1	5	08/15/08 2:05	aeh
Selenium, total (3050)	M6020 ICP-MS	0.47		*	mg/Kg	0.05	0.3	08/13/08 20:02	rac
Thallium, total (3050)	M6020 ICP-MS	0.28	B	*	mg/Kg	0.05	0.3	08/13/08 20:02	rac
Uranium, total (3050)	M6020 ICP-MS	10.30		*	mg/Kg	0.05	0.3	08/13/08 20:02	rac
Zinc, total (3050)	M6010B ICP	105			mg/Kg	1	5	08/15/08 2:05	aeh

Soil Analysis

Parameter	EPA Method	Result	Qual	XQ	Units	MDL	PQL	Date	Analyst
Solids, Percent	CLPSOW390, PART F, D-98	93.8		*	%	0.1	0.5	07/31/08 1:03	brd

Soil Preparation

Parameter	EPA Method	Result	Qual	XQ	Units	MDL	PQL	Date	Analyst
Air Dry at 34 Degrees C	USDA No. 1, 1972			*				07/30/08 23:07	brd
Digestion - Hot Plate	M3050B ICP-MS			*				08/11/08 11:28	mjc
Sieve-2000 um (2.0mm)	ASA No.9, 15-4.2.2			*				08/05/08 12:44	lwt/brd

Arizona license number: AZ0102

** Please refer to Qualifier Reports for details.*

ACZ Laboratories, Inc.
2773 Downhill Drive Steamboat Springs, CO 80487 (800) 334-5493

Inorganic Analytical Results

FMI Gold & Copper - Sierrita
Project ID: OJ07R9
Sample ID: OD-SD-06-0-1.5

ACZ Sample ID: ***L70819-03***
Date Sampled: *07/29/08 08:30*
Date Received: *07/30/08*
Sample Matrix: *Soil*

Metals Analysis

Parameter	EPA Method	Result	Qual	XQ	Units	MDL	PQL	Date	Analyst
Antimony, total (3050)	M6020 ICP-MS	0.5	B	*	mg/Kg	0.2	1	08/13/08 20:09	rac
Arsenic, total (3050)	M6020 ICP-MS	5.3			mg/Kg	0.3	0.5	08/13/08 20:09	rac
Barium, total (3050)	M6010B ICP	109		*	mg/Kg	0.3	2	08/15/08 2:09	aeh
Beryllium, total (3050)	M6010B ICP	0.5	B		mg/Kg	0.2	1	08/15/08 14:05	aeh
Cadmium, total (3050)	M6010B ICP		U		mg/Kg	0.5	2	08/15/08 2:09	aeh
Chromium, total (3050)	M6010B ICP	13			mg/Kg	1	5	08/15/08 2:09	aeh
Cobalt, total (3050)	M6010B ICP	11		*	mg/Kg	1	5	08/15/08 2:09	aeh
Copper, total (3050)	M6010B ICP	2590		*	mg/Kg	1	5	08/15/08 2:09	aeh
Lead, total (3050)	M6020 ICP-MS	29.30			mg/Kg	0.05	0.3	08/13/08 20:09	rac
Manganese, total (3050)	M6010B ICP	334		*	mg/Kg	0.5	3	08/15/08 14:05	aeh
Mercury, total	M7471A CVAA		U		mg/Kg	0.04	0.2	08/11/08 16:01	jws
Molybdenum, total (3050)	M6010B ICP	115			mg/Kg	1	5	08/15/08 2:09	aeh
Nickel, total (3050)	M6010B ICP	7		*	mg/Kg	1	5	08/15/08 2:09	aeh
Selenium, total (3050)	M6020 ICP-MS	1.04		*	mg/Kg	0.05	0.3	08/13/08 20:09	rac
Thallium, total (3050)	M6020 ICP-MS	0.30	B	*	mg/Kg	0.05	0.3	08/13/08 20:09	rac
Uranium, total (3050)	M6020 ICP-MS	4.33		*	mg/Kg	0.05	0.3	08/13/08 20:09	rac
Zinc, total (3050)	M6010B ICP	198			mg/Kg	1	5	08/15/08 2:09	aeh

Soil Analysis

Parameter	EPA Method	Result	Qual	XQ	Units	MDL	PQL	Date	Analyst
Solids, Percent	CLPSOW390, PART F, D-98	91.7		*	%	0.1	0.5	07/31/08 1:45	brd

Soil Preparation

Parameter	EPA Method	Result	Qual	XQ	Units	MDL	PQL	Date	Analyst
Air Dry at 34 Degrees C	USDA No. 1, 1972			*				07/30/08 23:11	brd
Digestion - Hot Plate	M3050B ICP-MS			*				08/11/08 11:46	mjc
Sieve-2000 um (2.0mm)	ASA No.9, 15-4.2.2			*				08/05/08 12:47	lwt/brd

Arizona license number: AZ0102

** Please refer to Qualifier Reports for details.*

ACZ Laboratories, Inc.
2773 Downhill Drive Steamboat Springs, CO 80487 (800) 334-5493

Inorganic Analytical Results

FMI Gold & Copper - Sierrita
Project ID: OJ07R9
Sample ID: OD-SD-06-1.5-3.0

ACZ Sample ID: ***L70819-04***
Date Sampled: *07/29/08 08:30*
Date Received: *07/30/08*
Sample Matrix: *Soil*

Metals Analysis

Parameter	EPA Method	Result	Qual	XQ	Units	MDL	PQL	Date	Analyst
Antimony, total (3050)	M6020 ICP-MS		U	*	mg/Kg	0.2	1	08/13/08 20:29	rac
Arsenic, total (3050)	M6020 ICP-MS	3.2			mg/Kg	0.3	0.5	08/13/08 20:29	rac
Barium, total (3050)	M6010B ICP	122		*	mg/Kg	0.3	2	08/15/08 2:12	aeh
Beryllium, total (3050)	M6010B ICP	0.5	B		mg/Kg	0.2	1	08/15/08 14:08	aeh
Cadmium, total (3050)	M6010B ICP		U		mg/Kg	0.5	2	08/15/08 2:12	aeh
Chromium, total (3050)	M6010B ICP	12			mg/Kg	1	5	08/15/08 2:12	aeh
Cobalt, total (3050)	M6010B ICP	14		*	mg/Kg	1	5	08/15/08 2:12	aeh
Copper, total (3050)	M6010B ICP	1130		*	mg/Kg	1	5	08/15/08 2:12	aeh
Lead, total (3050)	M6020 ICP-MS	7.26			mg/Kg	0.05	0.3	08/13/08 20:29	rac
Manganese, total (3050)	M6010B ICP	552		*	mg/Kg	0.5	3	08/15/08 14:08	aeh
Mercury, total	M7471A CVAA		U		mg/Kg	0.04	0.2	08/11/08 16:03	jws
Molybdenum, total (3050)	M6010B ICP	9			mg/Kg	1	5	08/15/08 2:12	aeh
Nickel, total (3050)	M6010B ICP	11		*	mg/Kg	1	5	08/15/08 2:12	aeh
Selenium, total (3050)	M6020 ICP-MS	0.23	B	*	mg/Kg	0.05	0.3	08/13/08 20:29	rac
Thallium, total (3050)	M6020 ICP-MS	0.23	B	*	mg/Kg	0.05	0.3	08/13/08 20:29	rac
Uranium, total (3050)	M6020 ICP-MS	6.42		*	mg/Kg	0.05	0.3	08/13/08 20:29	rac
Zinc, total (3050)	M6010B ICP	218			mg/Kg	1	5	08/15/08 2:12	aeh

Soil Analysis

Parameter	EPA Method	Result	Qual	XQ	Units	MDL	PQL	Date	Analyst
Solids, Percent	CLPSOW390, PART F, D-98	97.5		*	%	0.1	0.5	07/31/08 2:26	brd

Soil Preparation

Parameter	EPA Method	Result	Qual	XQ	Units	MDL	PQL	Date	Analyst
Air Dry at 34 Degrees C	USDA No. 1, 1972			*				07/30/08 23:15	brd
Digestion - Hot Plate	M3050B ICP-MS			*				08/11/08 12:03	mjc
Sieve-2000 um (2.0mm)	ASA No.9, 15-4.2.2			*				08/05/08 12:51	lwt/brd

Arizona license number: AZ0102

** Please refer to Qualifier Reports for details.*

ACZ Laboratories, Inc.
2773 Downhill Drive Steamboat Springs, CO 80487 (800) 334-5493

Inorganic Analytical Results

FMI Gold & Copper - Sierrita
Project ID: OJ07R9
Sample ID: OD-JS-01-0-1

ACZ Sample ID: ***L70819-05***
Date Sampled: *07/29/08 09:19*
Date Received: *07/30/08*
Sample Matrix: *Soil*

Metals Analysis

Parameter	EPA Method	Result	Qual	XQ	Units	MDL	PQL	Date	Analyst
Antimony, total (3050)	M6020 ICP-MS	0.3	B	*	mg/Kg	0.2	1	08/13/08 20:35	rac
Arsenic, total (3050)	M6020 ICP-MS	3.6			mg/Kg	0.3	0.5	08/13/08 20:35	rac
Barium, total (3050)	M6010B ICP	121		*	mg/Kg	0.3	2	08/15/08 2:23	aeh
Beryllium, total (3050)	M6010B ICP	0.3	B		mg/Kg	0.2	1	08/15/08 14:11	aeh
Cadmium, total (3050)	M6010B ICP		U		mg/Kg	0.5	2	08/15/08 2:23	aeh
Chromium, total (3050)	M6010B ICP	15			mg/Kg	1	5	08/15/08 2:23	aeh
Cobalt, total (3050)	M6010B ICP	9		*	mg/Kg	1	5	08/15/08 2:23	aeh
Copper, total (3050)	M6010B ICP	1770		*	mg/Kg	1	5	08/15/08 2:23	aeh
Lead, total (3050)	M6020 ICP-MS	17.70			mg/Kg	0.05	0.3	08/13/08 20:35	rac
Manganese, total (3050)	M6010B ICP	231		*	mg/Kg	0.5	3	08/15/08 14:11	aeh
Mercury, total	M7471A CVAA		U		mg/Kg	0.04	0.2	08/11/08 16:06	jws
Molybdenum, total (3050)	M6010B ICP	95			mg/Kg	1	5	08/15/08 2:23	aeh
Nickel, total (3050)	M6010B ICP	6		*	mg/Kg	1	5	08/15/08 2:23	aeh
Selenium, total (3050)	M6020 ICP-MS	1.10		*	mg/Kg	0.05	0.3	08/13/08 20:35	rac
Thallium, total (3050)	M6020 ICP-MS	0.25	B	*	mg/Kg	0.05	0.3	08/13/08 20:35	rac
Uranium, total (3050)	M6020 ICP-MS	5.30		*	mg/Kg	0.05	0.3	08/13/08 20:35	rac
Zinc, total (3050)	M6010B ICP	99			mg/Kg	1	5	08/15/08 2:23	aeh

Soil Analysis

Parameter	EPA Method	Result	Qual	XQ	Units	MDL	PQL	Date	Analyst
Solids, Percent	CLPSOW390, PART F, D-98	89.8		*	%	0.1	0.5	07/31/08 3:07	brd

Soil Preparation

Parameter	EPA Method	Result	Qual	XQ	Units	MDL	PQL	Date	Analyst
Air Dry at 34 Degrees C	USDA No. 1, 1972			*				07/30/08 23:19	brd
Digestion - Hot Plate	M3050B ICP-MS			*				08/11/08 12:20	mjc
Sieve-2000 um (2.0mm)	ASA No.9, 15-4.2.2			*				08/05/08 12:54	lwt/brd

Arizona license number: AZ0102

** Please refer to Qualifier Reports for details.*

ACZ Laboratories, Inc.
2773 Downhill Drive Steamboat Springs, CO 80487 (800) 334-5493

Inorganic Analytical Results

FMI Gold & Copper - Sierrita
Project ID: OJ07R9
Sample ID: OD-JS-01-1-3

ACZ Sample ID: ***L70819-06***
Date Sampled: *07/29/08 09:19*
Date Received: *07/30/08*
Sample Matrix: *Soil*

Metals Analysis

Parameter	EPA Method	Result	Qual	XQ	Units	MDL	PQL	Date	Analyst
Antimony, total (3050)	M6020 ICP-MS		U	*	mg/Kg	0.2	1	08/13/08 20:42	rac
Arsenic, total (3050)	M6020 ICP-MS	1.8			mg/Kg	0.3	0.5	08/13/08 20:42	rac
Barium, total (3050)	M6010B ICP	149		*	mg/Kg	0.3	2	08/15/08 2:26	aeh
Beryllium, total (3050)	M6010B ICP		U		mg/Kg	0.2	1	08/15/08 14:15	aeh
Cadmium, total (3050)	M6010B ICP		U		mg/Kg	0.5	2	08/15/08 2:26	aeh
Chromium, total (3050)	M6010B ICP	9			mg/Kg	1	5	08/15/08 2:26	aeh
Cobalt, total (3050)	M6010B ICP	10		*	mg/Kg	1	5	08/15/08 2:26	aeh
Copper, total (3050)	M6010B ICP	121		*	mg/Kg	1	5	08/15/08 2:26	aeh
Lead, total (3050)	M6020 ICP-MS	2.10			mg/Kg	0.05	0.3	08/13/08 20:42	rac
Manganese, total (3050)	M6010B ICP	328		*	mg/Kg	0.5	3	08/15/08 14:15	aeh
Mercury, total	M7471A CVAA		U		mg/Kg	0.04	0.2	08/11/08 16:13	jws
Molybdenum, total (3050)	M6010B ICP	8			mg/Kg	1	5	08/15/08 2:26	aeh
Nickel, total (3050)	M6010B ICP	7		*	mg/Kg	1	5	08/15/08 2:26	aeh
Selenium, total (3050)	M6020 ICP-MS	0.11	B	*	mg/Kg	0.05	0.3	08/13/08 20:42	rac
Thallium, total (3050)	M6020 ICP-MS	0.28	B	*	mg/Kg	0.05	0.3	08/13/08 20:42	rac
Uranium, total (3050)	M6020 ICP-MS	2.54		*	mg/Kg	0.05	0.3	08/13/08 20:42	rac
Zinc, total (3050)	M6010B ICP	42			mg/Kg	1	5	08/15/08 2:26	aeh

Soil Analysis

Parameter	EPA Method	Result	Qual	XQ	Units	MDL	PQL	Date	Analyst
Solids, Percent	CLPSOW390, PART F, D-98	95.9		*	%	0.1	0.5	07/31/08 3:48	brd

Soil Preparation

Parameter	EPA Method	Result	Qual	XQ	Units	MDL	PQL	Date	Analyst
Air Dry at 34 Degrees C	USDA No. 1, 1972			*				07/30/08 23:23	brd
Digestion - Hot Plate	M3050B ICP-MS			*				08/11/08 12:38	mjc
Sieve-2000 um (2.0mm)	ASA No.9, 15-4.2.2			*				08/05/08 12:58	lwt/brd

Arizona license number: AZ0102

** Please refer to Qualifier Reports for details.*

ACZ Laboratories, Inc.
2773 Downhill Drive Steamboat Springs, CO 80487 (800) 334-5493

Inorganic Analytical Results

FMI Gold & Copper - Sierrita
Project ID: OJ07R9
Sample ID: OD-JS-02-0-1

ACZ Sample ID: ***L70819-07***
Date Sampled: *07/29/08 09:57*
Date Received: *07/30/08*
Sample Matrix: *Soil*

Metals Analysis

Parameter	EPA Method	Result	Qual	XQ	Units	MDL	PQL	Date	Analyst
Antimony, total (3050)	M6020 ICP-MS	0.4	B	*	mg/Kg	0.2	1	08/13/08 20:48	rac
Arsenic, total (3050)	M6020 ICP-MS	3.4			mg/Kg	0.3	0.5	08/13/08 20:48	rac
Barium, total (3050)	M6010B ICP	96.8		*	mg/Kg	0.3	2	08/15/08 2:29	aeh
Beryllium, total (3050)	M6010B ICP		U		mg/Kg	0.2	1	08/15/08 14:18	aeh
Cadmium, total (3050)	M6010B ICP		U		mg/Kg	0.5	2	08/15/08 2:29	aeh
Chromium, total (3050)	M6010B ICP	8			mg/Kg	1	5	08/15/08 2:29	aeh
Cobalt, total (3050)	M6010B ICP	7		*	mg/Kg	1	5	08/15/08 2:29	aeh
Copper, total (3050)	M6010B ICP	1840		*	mg/Kg	1	5	08/15/08 2:29	aeh
Lead, total (3050)	M6020 ICP-MS	13.80			mg/Kg	0.05	0.3	08/13/08 20:48	rac
Manganese, total (3050)	M6010B ICP	250		*	mg/Kg	0.5	3	08/15/08 14:18	aeh
Mercury, total	M7471A CVAA		U		mg/Kg	0.04	0.2	08/11/08 16:15	jws
Molybdenum, total (3050)	M6010B ICP	304			mg/Kg	1	5	08/15/08 2:29	aeh
Nickel, total (3050)	M6010B ICP	6		*	mg/Kg	1	5	08/15/08 2:29	aeh
Selenium, total (3050)	M6020 ICP-MS	1.44		*	mg/Kg	0.05	0.3	08/13/08 20:48	rac
Thallium, total (3050)	M6020 ICP-MS	0.28	B	*	mg/Kg	0.05	0.3	08/13/08 20:48	rac
Uranium, total (3050)	M6020 ICP-MS	2.92		*	mg/Kg	0.05	0.3	08/13/08 20:48	rac
Zinc, total (3050)	M6010B ICP	83			mg/Kg	1	5	08/15/08 2:29	aeh

Soil Analysis

Parameter	EPA Method	Result	Qual	XQ	Units	MDL	PQL	Date	Analyst
Solids, Percent	CLPSOW390, PART F, D-98	96.6		*	%	0.1	0.5	07/31/08 4:30	brd

Soil Preparation

Parameter	EPA Method	Result	Qual	XQ	Units	MDL	PQL	Date	Analyst
Air Dry at 34 Degrees C	USDA No. 1, 1972			*				07/30/08 23:27	brd
Digestion - Hot Plate	M3050B ICP-MS			*				08/11/08 12:55	mjc
Sieve-2000 um (2.0mm)	ASA No.9, 15-4.2.2			*				08/05/08 13:01	lwt/brd

Arizona license number: AZ0102

** Please refer to Qualifier Reports for details.*

ACZ Laboratories, Inc.
2773 Downhill Drive Steamboat Springs, CO 80487 (800) 334-5493

Inorganic Analytical Results

FMI Gold & Copper - Sierrita
Project ID: OJ07R9
Sample ID: OD-JS-02-1-3

ACZ Sample ID: ***L70819-08***
Date Sampled: *07/29/08 09:57*
Date Received: *07/30/08*
Sample Matrix: *Soil*

Metals Analysis

Parameter	EPA Method	Result	Qual	XQ	Units	MDL	PQL	Date	Analyst
Antimony, total (3050)	M6020 ICP-MS		U	*	mg/Kg	0.2	1	08/13/08 20:55	rac
Arsenic, total (3050)	M6020 ICP-MS	1.4			mg/Kg	0.3	0.5	08/13/08 20:55	rac
Barium, total (3050)	M6010B ICP	170		*	mg/Kg	0.3	2	08/15/08 2:33	aeh
Beryllium, total (3050)	M6010B ICP	0.5	B		mg/Kg	0.2	1	08/15/08 14:21	aeh
Cadmium, total (3050)	M6010B ICP		U		mg/Kg	0.5	2	08/15/08 2:33	aeh
Chromium, total (3050)	M6010B ICP	9			mg/Kg	1	5	08/15/08 2:33	aeh
Cobalt, total (3050)	M6010B ICP	13		*	mg/Kg	1	5	08/15/08 2:33	aeh
Copper, total (3050)	M6010B ICP	1310		*	mg/Kg	1	5	08/15/08 2:33	aeh
Lead, total (3050)	M6020 ICP-MS	4.43			mg/Kg	0.05	0.3	08/13/08 20:55	rac
Manganese, total (3050)	M6010B ICP	391		*	mg/Kg	0.5	3	08/15/08 14:21	aeh
Mercury, total	M7471A CVAA		U		mg/Kg	0.04	0.2	08/11/08 16:17	jws
Molybdenum, total (3050)	M6010B ICP	9			mg/Kg	1	5	08/15/08 2:33	aeh
Nickel, total (3050)	M6010B ICP	9		*	mg/Kg	1	5	08/15/08 2:33	aeh
Selenium, total (3050)	M6020 ICP-MS	0.11	B	*	mg/Kg	0.05	0.3	08/13/08 20:55	rac
Thallium, total (3050)	M6020 ICP-MS	0.32		*	mg/Kg	0.05	0.3	08/13/08 20:55	rac
Uranium, total (3050)	M6020 ICP-MS	3.68		*	mg/Kg	0.05	0.3	08/13/08 20:55	rac
Zinc, total (3050)	M6010B ICP	89			mg/Kg	1	5	08/15/08 2:33	aeh

Soil Analysis

Parameter	EPA Method	Result	Qual	XQ	Units	MDL	PQL	Date	Analyst
Solids, Percent	CLPSOW390, PART F, D-98	95.9		*	%	0.1	0.5	07/31/08 5:11	brd

Soil Preparation

Parameter	EPA Method	Result	Qual	XQ	Units	MDL	PQL	Date	Analyst
Air Dry at 34 Degrees C	USDA No. 1, 1972			*				07/30/08 23:31	brd
Digestion - Hot Plate	M3050B ICP-MS			*				08/11/08 13:12	mjc
Sieve-2000 um (2.0mm)	ASA No.9, 15-4.2.2			*				08/05/08 13:05	lwt/brd

Arizona license number: AZ0102

** Please refer to Qualifier Reports for details.*

ACZ Laboratories, Inc.
2773 Downhill Drive Steamboat Springs, CO 80487 (800) 334-5493

Inorganic Analytical Results

FMI Gold & Copper - Sierrita
Project ID: OJ07R9
Sample ID: OD-JS-02-5-7

ACZ Sample ID: ***L70819-09***
Date Sampled: *07/29/08 10:08*
Date Received: *07/30/08*
Sample Matrix: *Soil*

Metals Analysis

Parameter	EPA Method	Result	Qual	XQ	Units	MDL	PQL	Date	Analyst
Antimony, total (3050)	M6020 ICP-MS		U	*	mg/Kg	0.2	1	08/13/08 21:01	rac
Arsenic, total (3050)	M6020 ICP-MS	0.8			mg/Kg	0.3	0.5	08/13/08 21:01	rac
Barium, total (3050)	M6010B ICP	139		*	mg/Kg	0.3	2	08/15/08 2:36	aeh
Beryllium, total (3050)	M6010B ICP	0.5	B		mg/Kg	0.2	1	08/15/08 14:24	aeh
Cadmium, total (3050)	M6010B ICP		U		mg/Kg	0.5	2	08/15/08 2:36	aeh
Chromium, total (3050)	M6010B ICP	9			mg/Kg	1	5	08/15/08 2:36	aeh
Cobalt, total (3050)	M6010B ICP	11		*	mg/Kg	1	5	08/15/08 2:36	aeh
Copper, total (3050)	M6010B ICP	110		*	mg/Kg	1	5	08/15/08 2:36	aeh
Lead, total (3050)	M6020 ICP-MS	2.12			mg/Kg	0.05	0.3	08/13/08 21:01	rac
Manganese, total (3050)	M6010B ICP	378		*	mg/Kg	0.5	3	08/15/08 14:24	aeh
Mercury, total	M7471A CVAA		U		mg/Kg	0.04	0.2	08/11/08 16:19	jws
Molybdenum, total (3050)	M6010B ICP	8			mg/Kg	1	5	08/15/08 2:36	aeh
Nickel, total (3050)	M6010B ICP	9		*	mg/Kg	1	5	08/15/08 2:36	aeh
Selenium, total (3050)	M6020 ICP-MS	0.71		*	mg/Kg	0.05	0.3	08/13/08 21:01	rac
Thallium, total (3050)	M6020 ICP-MS	0.35		*	mg/Kg	0.05	0.3	08/13/08 21:01	rac
Uranium, total (3050)	M6020 ICP-MS	7.34		*	mg/Kg	0.05	0.3	08/13/08 21:01	rac
Zinc, total (3050)	M6010B ICP	45			mg/Kg	1	5	08/15/08 2:36	aeh

Soil Analysis

Parameter	EPA Method	Result	Qual	XQ	Units	MDL	PQL	Date	Analyst
Solids, Percent	CLPSOW390, PART F, D-98	96.5		*	%	0.1	0.5	07/31/08 5:52	brd

Soil Preparation

Parameter	EPA Method	Result	Qual	XQ	Units	MDL	PQL	Date	Analyst
Air Dry at 34 Degrees C	USDA No. 1, 1972			*				07/30/08 23:35	brd
Digestion - Hot Plate	M3050B ICP-MS			*				08/11/08 13:29	mjc
Sieve-2000 um (2.0mm)	ASA No.9, 15-4.2.2			*				08/05/08 13:08	lwt/brd

Arizona license number: AZ0102

** Please refer to Qualifier Reports for details.*

ACZ Laboratories, Inc.
2773 Downhill Drive Steamboat Springs, CO 80487 (800) 334-5493

Inorganic Analytical Results

FMI Gold & Copper - Sierrita
Project ID: OJ07R9
Sample ID: EM-C22-0-1

ACZ Sample ID: ***L70819-10***
Date Sampled: *07/29/08 12:18*
Date Received: *07/30/08*
Sample Matrix: *Soil*

Metals Analysis

Parameter	EPA Method	Result	Qual	XQ	Units	MDL	PQL	Date	Analyst
Antimony, total (3050)	M6020 ICP-MS	2.0		*	mg/Kg	0.2	1	08/13/08 21:08	rac
Arsenic, total (3050)	M6020 ICP-MS	13.9			mg/Kg	0.3	0.5	08/13/08 21:08	rac
Barium, total (3050)	M6010B ICP	82.7		*	mg/Kg	0.3	2	08/15/08 2:40	aeh
Beryllium, total (3050)	M6010B ICP	0.5	B		mg/Kg	0.2	1	08/15/08 14:28	aeh
Cadmium, total (3050)	M6010B ICP	0.8	B		mg/Kg	0.5	2	08/15/08 2:40	aeh
Chromium, total (3050)	M6010B ICP	19			mg/Kg	1	5	08/15/08 2:40	aeh
Cobalt, total (3050)	M6010B ICP	16		*	mg/Kg	1	5	08/15/08 2:40	aeh
Copper, total (3050)	M6010B ICP	5480		*	mg/Kg	1	5	08/15/08 2:40	aeh
Lead, total (3050)	M6020 ICP-MS	85.20			mg/Kg	0.05	0.3	08/13/08 21:08	rac
Manganese, total (3050)	M6010B ICP	323		*	mg/Kg	0.5	3	08/15/08 14:28	aeh
Mercury, total	M7471A CVAA	0.20	B		mg/Kg	0.04	0.2	08/11/08 16:21	jws
Molybdenum, total (3050)	M6010B ICP	4800			mg/Kg	1	5	08/15/08 2:40	aeh
Nickel, total (3050)	M6010B ICP	5		*	mg/Kg	1	5	08/15/08 2:40	aeh
Selenium, total (3050)	M6020 ICP-MS	7.25		*	mg/Kg	0.05	0.3	08/13/08 21:08	rac
Thallium, total (3050)	M6020 ICP-MS	0.21	B	*	mg/Kg	0.05	0.3	08/13/08 21:08	rac
Uranium, total (3050)	M6020 ICP-MS	4.74		*	mg/Kg	0.05	0.3	08/13/08 21:08	rac
Zinc, total (3050)	M6010B ICP	332			mg/Kg	1	5	08/15/08 2:40	aeh

Soil Analysis

Parameter	EPA Method	Result	Qual	XQ	Units	MDL	PQL	Date	Analyst
Solids, Percent	CLPSOW390, PART F, D-98	95.0		*	%	0.1	0.5	07/31/08 6:33	brd

Soil Preparation

Parameter	EPA Method	Result	Qual	XQ	Units	MDL	PQL	Date	Analyst
Air Dry at 34 Degrees C	USDA No. 1, 1972			*				07/30/08 23:39	brd
Digestion - Hot Plate	M3050B ICP-MS			*				08/11/08 13:47	mjc
Sieve-2000 um (2.0mm)	ASA No.9, 15-4.2.2			*				08/05/08 13:12	lwt/brd

Arizona license number: AZ0102

** Please refer to Qualifier Reports for details.*

ACZ Laboratories, Inc.
2773 Downhill Drive Steamboat Springs, CO 80487 (800) 334-5493

Inorganic Analytical Results

FMI Gold & Copper - Sierrita
Project ID: OJ07R9
Sample ID: EM-C22-1-3

ACZ Sample ID: ***L70819-11***
Date Sampled: *07/29/08 12:18*
Date Received: *07/30/08*
Sample Matrix: *Soil*

Metals Analysis

Parameter	EPA Method	Result	Qual	XQ	Units	MDL	PQL	Date	Analyst
Antimony, total (3050)	M6020 ICP-MS	0.5	B	*	mg/Kg	0.2	1	08/13/08 21:14	rac
Arsenic, total (3050)	M6020 ICP-MS	5.1			mg/Kg	0.3	0.5	08/13/08 21:14	rac
Barium, total (3050)	M6010B ICP	161		*	mg/Kg	0.3	2	08/15/08 2:43	aeh
Beryllium, total (3050)	M6010B ICP	0.5	B		mg/Kg	0.2	1	08/15/08 14:31	aeh
Cadmium, total (3050)	M6010B ICP		U		mg/Kg	0.5	2	08/15/08 2:43	aeh
Chromium, total (3050)	M6010B ICP	13			mg/Kg	1	5	08/15/08 2:43	aeh
Cobalt, total (3050)	M6010B ICP	13		*	mg/Kg	1	5	08/15/08 2:43	aeh
Copper, total (3050)	M6010B ICP	1120		*	mg/Kg	1	5	08/15/08 2:43	aeh
Lead, total (3050)	M6020 ICP-MS	12.10			mg/Kg	0.05	0.3	08/13/08 21:14	rac
Manganese, total (3050)	M6010B ICP	378		*	mg/Kg	0.5	3	08/15/08 14:31	aeh
Mercury, total	M7471A CVAA		U		mg/Kg	0.04	0.2	08/11/08 16:24	jws
Molybdenum, total (3050)	M6010B ICP	270			mg/Kg	1	5	08/15/08 2:43	aeh
Nickel, total (3050)	M6010B ICP	9		*	mg/Kg	1	5	08/15/08 2:43	aeh
Selenium, total (3050)	M6020 ICP-MS	0.28	B	*	mg/Kg	0.05	0.3	08/13/08 21:14	rac
Thallium, total (3050)	M6020 ICP-MS	0.25	B	*	mg/Kg	0.05	0.3	08/13/08 21:14	rac
Uranium, total (3050)	M6020 ICP-MS	3.37		*	mg/Kg	0.05	0.3	08/13/08 21:14	rac
Zinc, total (3050)	M6010B ICP	122			mg/Kg	1	5	08/15/08 2:43	aeh

Soil Analysis

Parameter	EPA Method	Result	Qual	XQ	Units	MDL	PQL	Date	Analyst
Solids, Percent	CLPSOW390, PART F, D-98	96.6		*	%	0.1	0.5	07/31/08 7:15	brd

Soil Preparation

Parameter	EPA Method	Result	Qual	XQ	Units	MDL	PQL	Date	Analyst
Air Dry at 34 Degrees C	USDA No. 1, 1972			*				07/30/08 23:43	brd
Digestion - Hot Plate	M3050B ICP-MS			*				08/11/08 14:04	mjc
Sieve-2000 um (2.0mm)	ASA No.9, 15-4.2.2			*				08/05/08 13:16	lwt/brd

Arizona license number: AZ0102

** Please refer to Qualifier Reports for details.*

ACZ Laboratories, Inc.
2773 Downhill Drive Steamboat Springs, CO 80487 (800) 334-5493

Inorganic Analytical Results

FMI Gold & Copper - Sierrita
Project ID: OJ07R9
Sample ID: EM-C22-5-7

ACZ Sample ID: ***L70819-12***
Date Sampled: *07/29/08 12:23*
Date Received: *07/30/08*
Sample Matrix: *Soil*

Metals Analysis

Parameter	EPA Method	Result	Qual	XQ	Units	MDL	PQL	Date	Analyst
Antimony, total (3050)	M6020 ICP-MS		U	*	mg/Kg	0.2	1	08/13/08 21:21	rac
Arsenic, total (3050)	M6020 ICP-MS	2.2			mg/Kg	0.3	0.5	08/13/08 21:21	rac
Barium, total (3050)	M6010B ICP	234		*	mg/Kg	0.3	2	08/15/08 2:47	aeh
Beryllium, total (3050)	M6010B ICP	0.5	B		mg/Kg	0.2	1	08/15/08 14:41	aeh
Cadmium, total (3050)	M6010B ICP		U		mg/Kg	0.5	2	08/15/08 2:47	aeh
Chromium, total (3050)	M6010B ICP	10			mg/Kg	1	5	08/15/08 2:47	aeh
Cobalt, total (3050)	M6010B ICP	14		*	mg/Kg	1	5	08/15/08 2:47	aeh
Copper, total (3050)	M6010B ICP	739		*	mg/Kg	1	5	08/15/08 2:47	aeh
Lead, total (3050)	M6020 ICP-MS	5.13			mg/Kg	0.05	0.3	08/13/08 21:21	rac
Manganese, total (3050)	M6010B ICP	370		*	mg/Kg	0.5	3	08/15/08 14:41	aeh
Mercury, total	M7471A CVAA		U		mg/Kg	0.04	0.2	08/11/08 16:26	jws
Molybdenum, total (3050)	M6010B ICP	5			mg/Kg	1	5	08/15/08 2:47	aeh
Nickel, total (3050)	M6010B ICP	8		*	mg/Kg	1	5	08/15/08 2:47	aeh
Selenium, total (3050)	M6020 ICP-MS	0.15	B	*	mg/Kg	0.05	0.3	08/13/08 21:21	rac
Thallium, total (3050)	M6020 ICP-MS	0.26	B	*	mg/Kg	0.05	0.3	08/13/08 21:21	rac
Uranium, total (3050)	M6020 ICP-MS	2.45		*	mg/Kg	0.05	0.3	08/13/08 21:21	rac
Zinc, total (3050)	M6010B ICP	85			mg/Kg	1	5	08/15/08 2:47	aeh

Soil Analysis

Parameter	EPA Method	Result	Qual	XQ	Units	MDL	PQL	Date	Analyst
Solids, Percent	CLPSOW390, PART F, D-98	95.0		*	%	0.1	0.5	07/31/08 7:56	brd

Soil Preparation

Parameter	EPA Method	Result	Qual	XQ	Units	MDL	PQL	Date	Analyst
Air Dry at 34 Degrees C	USDA No. 1, 1972			*				07/30/08 23:47	brd
Digestion - Hot Plate	M3050B ICP-MS			*				08/11/08 14:21	mjc
Sieve-2000 um (2.0mm)	ASA No.9, 15-4.2.2			*				08/05/08 13:19	lwt/brd

Arizona license number: AZ0102

** Please refer to Qualifier Reports for details.*

ACZ Laboratories, Inc.
2773 Downhill Drive Steamboat Springs, CO 80487 (800) 334-5493

Inorganic Analytical Results

FMI Gold & Copper - Sierrita
Project ID: OJ07R9
Sample ID: EM-E24-0-1

ACZ Sample ID: ***L70819-13***
Date Sampled: *07/29/08 13:21*
Date Received: *07/30/08*
Sample Matrix: *Soil*

Metals Analysis

Parameter	EPA Method	Result	Qual	XQ	Units	MDL	PQL	Date	Analyst
Antimony, total (3050)	M6020 ICP-MS	0.6	B	*	mg/Kg	0.2	1	08/13/08 21:27	rac
Arsenic, total (3050)	M6020 ICP-MS	5.0			mg/Kg	0.3	0.5	08/13/08 21:27	rac
Barium, total (3050)	M6010B ICP	149		*	mg/Kg	0.3	2	08/15/08 2:50	aeh
Beryllium, total (3050)	M6010B ICP	0.8	B		mg/Kg	0.2	1	08/15/08 14:44	aeh
Cadmium, total (3050)	M6010B ICP		U		mg/Kg	0.5	2	08/15/08 2:50	aeh
Chromium, total (3050)	M6010B ICP	10			mg/Kg	1	5	08/15/08 2:50	aeh
Cobalt, total (3050)	M6010B ICP	9		*	mg/Kg	1	5	08/15/08 2:50	aeh
Copper, total (3050)	M6010B ICP	2270		*	mg/Kg	1	5	08/15/08 2:50	aeh
Lead, total (3050)	M6020 ICP-MS	26.50			mg/Kg	0.05	0.3	08/13/08 21:27	rac
Manganese, total (3050)	M6010B ICP	364		*	mg/Kg	0.5	3	08/15/08 14:44	aeh
Mercury, total	M7471A CVAA	0.04	B		mg/Kg	0.04	0.2	08/11/08 16:28	jws
Molybdenum, total (3050)	M6010B ICP	234			mg/Kg	1	5	08/15/08 2:50	aeh
Nickel, total (3050)	M6010B ICP	2	B	*	mg/Kg	1	5	08/15/08 2:50	aeh
Selenium, total (3050)	M6020 ICP-MS	1.65		*	mg/Kg	0.05	0.3	08/13/08 21:27	rac
Thallium, total (3050)	M6020 ICP-MS	0.18	B	*	mg/Kg	0.05	0.3	08/13/08 21:27	rac
Uranium, total (3050)	M6020 ICP-MS	4.05		*	mg/Kg	0.05	0.3	08/13/08 21:27	rac
Zinc, total (3050)	M6010B ICP	132			mg/Kg	1	5	08/15/08 2:50	aeh

Soil Analysis

Parameter	EPA Method	Result	Qual	XQ	Units	MDL	PQL	Date	Analyst
Solids, Percent	CLPSOW390, PART F, D-98	95.0		*	%	0.1	0.5	07/31/08 8:37	brd

Soil Preparation

Parameter	EPA Method	Result	Qual	XQ	Units	MDL	PQL	Date	Analyst
Air Dry at 34 Degrees C	USDA No. 1, 1972			*				07/30/08 23:51	brd
Digestion - Hot Plate	M3050B ICP-MS			*				08/11/08 14:39	mjc
Sieve-2000 um (2.0mm)	ASA No.9, 15-4.2.2			*				08/05/08 13:23	lwt/brd

Arizona license number: AZ0102

** Please refer to Qualifier Reports for details.*

ACZ Laboratories, Inc.
2773 Downhill Drive Steamboat Springs, CO 80487 (800) 334-5493

Inorganic Analytical Results

FMI Gold & Copper - Sierrita
Project ID: OJ07R9
Sample ID: EM-E24-1-3

ACZ Sample ID: ***L70819-14***
Date Sampled: *07/29/08 13:21*
Date Received: *07/30/08*
Sample Matrix: *Soil*

Metals Analysis

Parameter	EPA Method	Result	Qual	XQ	Units	MDL	PQL	Date	Analyst
Antimony, total (3050)	M6020 ICP-MS	1.0		*	mg/Kg	0.2	1	08/13/08 21:47	rac
Arsenic, total (3050)	M6020 ICP-MS	7.6			mg/Kg	0.3	0.5	08/13/08 21:47	rac
Barium, total (3050)	M6010B ICP	116		*	mg/Kg	0.3	2	08/15/08 2:54	aeh
Beryllium, total (3050)	M6010B ICP	0.9	B		mg/Kg	0.2	1	08/15/08 14:48	aeh
Cadmium, total (3050)	M6010B ICP		U		mg/Kg	0.5	2	08/15/08 2:54	aeh
Chromium, total (3050)	M6010B ICP	11			mg/Kg	1	5	08/15/08 2:54	aeh
Cobalt, total (3050)	M6010B ICP	10		*	mg/Kg	1	5	08/15/08 2:54	aeh
Copper, total (3050)	M6010B ICP	2470		*	mg/Kg	1	5	08/15/08 2:54	aeh
Lead, total (3050)	M6020 ICP-MS	47.90			mg/Kg	0.05	0.3	08/13/08 21:47	rac
Manganese, total (3050)	M6010B ICP	369		*	mg/Kg	0.5	3	08/15/08 14:48	aeh
Mercury, total	M7471A CVAA		U		mg/Kg	0.04	0.2	08/11/08 16:30	jws
Molybdenum, total (3050)	M6010B ICP	362			mg/Kg	1	5	08/15/08 2:54	aeh
Nickel, total (3050)	M6010B ICP	3	B	*	mg/Kg	1	5	08/15/08 2:54	aeh
Selenium, total (3050)	M6020 ICP-MS	2.42		*	mg/Kg	0.05	0.3	08/13/08 21:47	rac
Thallium, total (3050)	M6020 ICP-MS	0.22	B	*	mg/Kg	0.05	0.3	08/13/08 21:47	rac
Uranium, total (3050)	M6020 ICP-MS	5.32		*	mg/Kg	0.05	0.3	08/13/08 21:47	rac
Zinc, total (3050)	M6010B ICP	159			mg/Kg	1	5	08/15/08 2:54	aeh

Soil Analysis

Parameter	EPA Method	Result	Qual	XQ	Units	MDL	PQL	Date	Analyst
Solids, Percent	CLPSOW390, PART F, D-98	94.1		*	%	0.1	0.5	07/31/08 9:18	brd

Soil Preparation

Parameter	EPA Method	Result	Qual	XQ	Units	MDL	PQL	Date	Analyst
Air Dry at 34 Degrees C	USDA No. 1, 1972			*				07/30/08 23:55	brd
Digestion - Hot Plate	M3050B ICP-MS			*				08/11/08 14:56	mjc
Sieve-2000 um (2.0mm)	ASA No.9, 15-4.2.2			*				08/05/08 13:26	lwt/brd

Arizona license number: AZ0102

** Please refer to Qualifier Reports for details.*

ACZ Laboratories, Inc.
2773 Downhill Drive Steamboat Springs, CO 80487 (800) 334-5493

Inorganic Analytical Results

FMI Gold & Copper - Sierrita
Project ID: OJ07R9
Sample ID: EM-E24-5-7

ACZ Sample ID: ***L70819-15***
Date Sampled: *07/29/08 13:27*
Date Received: *07/30/08*
Sample Matrix: *Soil*

Metals Analysis

Parameter	EPA Method	Result	Qual	XQ	Units	MDL	PQL	Date	Analyst
Antimony, total (3050)	M6020 ICP-MS	0.2	B	*	mg/Kg	0.2	1	08/13/08 21:54	rac
Arsenic, total (3050)	M6020 ICP-MS	2.2			mg/Kg	0.3	0.5	08/13/08 21:54	rac
Barium, total (3050)	M6010B ICP	198		*	mg/Kg	0.3	2	08/15/08 3:04	aeh
Beryllium, total (3050)	M6010B ICP	0.6	B		mg/Kg	0.2	1	08/15/08 14:51	aeh
Cadmium, total (3050)	M6010B ICP		U		mg/Kg	0.5	2	08/15/08 3:04	aeh
Chromium, total (3050)	M6010B ICP	12			mg/Kg	1	5	08/15/08 3:04	aeh
Cobalt, total (3050)	M6010B ICP	14		*	mg/Kg	1	5	08/15/08 3:04	aeh
Copper, total (3050)	M6010B ICP	364		*	mg/Kg	1	5	08/15/08 3:04	aeh
Lead, total (3050)	M6020 ICP-MS	13.10			mg/Kg	0.05	0.3	08/13/08 21:54	rac
Manganese, total (3050)	M6010B ICP	434		*	mg/Kg	0.5	3	08/15/08 14:51	aeh
Mercury, total	M7471A CVAA		U		mg/Kg	0.04	0.2	08/11/08 16:32	jws
Molybdenum, total (3050)	M6010B ICP	57			mg/Kg	1	5	08/15/08 3:04	aeh
Nickel, total (3050)	M6010B ICP	10		*	mg/Kg	1	5	08/15/08 3:04	aeh
Selenium, total (3050)	M6020 ICP-MS	0.32		*	mg/Kg	0.05	0.3	08/13/08 21:54	rac
Thallium, total (3050)	M6020 ICP-MS	0.38		*	mg/Kg	0.05	0.3	08/13/08 21:54	rac
Uranium, total (3050)	M6020 ICP-MS	4.07		*	mg/Kg	0.05	0.3	08/13/08 21:54	rac
Zinc, total (3050)	M6010B ICP	68			mg/Kg	1	5	08/15/08 3:04	aeh

Soil Analysis

Parameter	EPA Method	Result	Qual	XQ	Units	MDL	PQL	Date	Analyst
Solids, Percent	CLPSOW390, PART F, D-98	96.4		*	%	0.1	0.5	07/31/08 10:00	brd

Soil Preparation

Parameter	EPA Method	Result	Qual	XQ	Units	MDL	PQL	Date	Analyst
Air Dry at 34 Degrees C	USDA No. 1, 1972			*				07/30/08 23:59	brd
Digestion - Hot Plate	M3050B ICP-MS			*				08/11/08 15:13	mjc
Sieve-2000 um (2.0mm)	ASA No.9, 15-4.2.2			*				08/05/08 13:30	lwt/brd

Arizona license number: AZ0102

** Please refer to Qualifier Reports for details.*

Report Header Explanations

Batch	A distinct set of samples analyzed at a specific time
Found	Value of the QC Type of interest
Limit	Upper limit for RPD, in %.
Lower	Lower Recovery Limit, in % (except for LCSS, mg/Kg)
MDL	Method Detection Limit. Same as Minimum Reporting Limit. Allows for instrument and annual fluctuations.
PCN/SCN	A number assigned to reagents/standards to trace to the manufacturer's certificate of analysis
PQL	Practical Quantitation Limit, typically 5 times the MDL.
QC	True Value of the Control Sample or the amount added to the Spike
Rec	Amount of the true value or spike added recovered, in % (except for LCSS, mg/Kg)
RPD	Relative Percent Difference, calculation used for Duplicate QC Types
Upper	Upper Recovery Limit, in % (except for LCSS, mg/Kg)
Sample	Value of the Sample of interest

QC Sample Types

AS	Analytical Spike (Post Digestion)	*LCSWD*	Laboratory Control Sample - Water Duplicate
ASD	Analytical Spike (Post Digestion) Duplicate	*LFB*	Laboratory Fortified Blank
CCB	Continuing Calibration Blank	*LFM*	Laboratory Fortified Matrix
CCV	Continuing Calivation Verification standard	*LFMD*	Laboratory Fortified Matrix Duplicate
DUP	Sample Duplicate	*LRB*	Laboratory Reagent Blank
ICB	Initial Calibration Blank	*MS*	Matrix Spike
ICV	Initial Calibration Verification standard	*MSD*	Matrix Spike Duplicate
ICSAB	Inter-element Correction Standard - A plus B solutions	*PBS*	Prep Blank - Soil
LCSS	Laboratory Control Sample - Soil	*PBW*	Prep Blank - Water
LCSSD	Laboratory Control Sample - Soil Duplicate	*PQV*	Practical Quantitation Verification standard
LCSW	Laboratory Control Sample - Water	*SDL*	Serial Dilution

QC Sample Type Explanations

Blanks	Verifies that there is no or minimal contamination in the prep method or calibration procedure.
Control Samples	Verifies the accuracy of the method, including the prep procedure.
Duplicates	Verifies the precision of the instrument and/or method.
Spikes/Fortified Matrix	Determines sample matrix interferences, if any.
Standard	Verifies the validity of the calibration.

ACZ Qualifiers (Qual)

B	Analyte concentration detected at a value between MDL and PQL.
H	Analysis exceeded method hold time. pH is a field test with an immediate hold time.
U	Analyte was analyzed for but not detected at the indicated MDL

Method References

(1) EPA 600/4-83-020. Methods for Chemical Analysis of Water and Wastes, March 1983.
(2) EPA 600/R-93-100. Methods for the Determination of Inorganic Substances in Environmental Samples, August 1993.
(3) EPA 600/R-94-111. Methods for the Determination of Metals in Environmental Samples - Supplement I, May 1994.
(5) EPA SW-846. Test Methods for Evaluating Solid Waste, Third Edition with Update III, December 1996.
(6) Standard Methods for the Examination of Water and Wastewater, 19th edition, 1995.

Comments

(1) QC results calculated from raw data. Results may vary slightly if the rounded values are used in the calculations.
(2) Soil, Sludge, and Plant matrices for Inorganic analyses are reported on a dry weight basis.
(3) Animal matrices for Inorganic analyses are reported on an "as received" basis.

FMI Gold & Copper - Sierrita ACZ Project ID: ***L70819***

Project ID: OJ07R9

Antimony, total (3050) M6020 ICP-MS

ACZ ID	Type	Analyzed	PCN/SCN	QC	Sample	Found	Units	Rec	Lower	Upper	RPD	Limit	Qual
WG249896													
WG249896ICV	ICV	08/13/08 18:57	MS080722-4	.02006		.02036	mg/L	101.5	90	110			
WG249896ICB	ICB	08/13/08 19:03				U	mg/L		-0.0012	0.0012			
WG249744PBS	PBS	08/13/08 19:30				U	mg/Kg		-0.6	0.6			
WG249744LCSS	LCSS	08/13/08 19:36	PCN30289	126		109.1	mg/Kg		63.3	189			
WG249744LCSSD	LCSSD	08/13/08 19:43	PCN30289	126		99.8	mg/Kg		63.3	189	8.9	20	
L70821-05MS	MS	08/13/08 22:33	MS080707-3	5	.3	2.27	mg/Kg	39.4	75	125			M2
L70821-05MSD	MSD	08/13/08 22:40	MS080707-3	5	.3	2.3	mg/Kg	40	75	125	1.31	20	M2

Arsenic, total (3050) M6020 ICP-MS

ACZ ID	Type	Analyzed	PCN/SCN	QC	Sample	Found	Units	Rec	Lower	Upper	RPD	Limit	Qual
WG249896													
WG249896ICV	ICV	08/13/08 18:57	MS080722-4	.05		.05059	mg/L	101.2	90	110			
WG249896ICB	ICB	08/13/08 19:03				U	mg/L		-0.0015	0.0015			
WG249744PBS	PBS	08/13/08 19:30				U	mg/Kg		-0.9	0.9			
WG249744LCSS	LCSS	08/13/08 19:36	PCN30289	225		243.2	mg/Kg		181	270			
WG249744LCSSD	LCSSD	08/13/08 19:43	PCN30289	225		232	mg/Kg		181	270	4.7	20	
L70821-05MS	MS	08/13/08 22:33	MS080707-3	25	27	50	mg/Kg	92	75	125			
L70821-05MSD	MSD	08/13/08 22:40	MS080707-3	25	27	48.26	mg/Kg	85	75	125	3.54	20	

Barium, total (3050) M6010B ICP

ACZ ID	Type	Analyzed	PCN/SCN	QC	Sample	Found	Units	Rec	Lower	Upper	RPD	Limit	Qual
WG250007													
WG250007ICV	ICV	08/15/08 1:24	II080717-1	2		2.0481	mg/L	102.4	90	110			
WG250007ICB	ICB	08/15/08 1:27				U	mg/L		-0.009	0.009			
WG249744PBS	PBS	08/15/08 1:41				U	mg/Kg		-0.9	0.9			
WG249744LCSS	LCSS	08/15/08 1:45	PCN30289	565		602.09	mg/Kg		461	669			
WG249744LCSSD	LCSSD	08/15/08 1:48	PCN30289	565		563.34	mg/Kg		461	669	6.6	20	
L70819-01MS	MS	08/15/08 1:58	II080730-2	51	141	221.4	mg/Kg	157.6	75	125			M1
L70819-01MSD	MSD	08/15/08 2:02	II080730-2	51	141	206.97	mg/Kg	129.4	75	125	6.74	20	M1

Beryllium, total (3050) M6010B ICP

ACZ ID	Type	Analyzed	PCN/SCN	QC	Sample	Found	Units	Rec	Lower	Upper	RPD	Limit	Qual
WG250053													
WG250053ICV1	ICV	08/15/08 13:15	II080717-1	2		1.8942	mg/L	94.7	90	110			
WG250053ICB	ICB	08/15/08 13:19				U	mg/L		-0.006	0.006			
WG249744PBS	PBS	08/15/08 13:32				U	mg/Kg		-0.6	0.6			
WG249744LCSS	LCSS	08/15/08 13:35	PCN30289	162		173.39	mg/Kg		134	190			
WG249744LCSSD	LCSSD	08/15/08 13:38	PCN30289	162		159.11	mg/Kg		134	190	8.6	20	
L70819-01MS	MS	08/15/08 13:48	II080730-2	51	.6	49.26	mg/Kg	95.4	75	125			
L70819-01MSD	MSD	08/15/08 13:52	II080730-2	51	.6	48.95	mg/Kg	94.8	75	125	0.63	20	

FMI Gold & Copper - Sierrita
Project ID: OJ07R9

ACZ Project ID: ***L70819***

Cadmium, total (3050) M6010B ICP

ACZ ID	Type	Analyzed	PCN/SCN	QC	Sample	Found	Units	Rec	Lower	Upper	RPD	Limit	Qual
WG250007													
WG250007ICV	ICV	08/15/08 1:24	II080717-1	2		1.9013	mg/L	95.1	90	110			
WG250007ICB	ICB	08/15/08 1:27				U	mg/L		-0.015	0.015			
WG249744PBS	PBS	08/15/08 1:41				U	mg/Kg		-1.5	1.5			
WG249744LCSS	LCSS	08/15/08 1:45	PCN30289	69.1		72.53	mg/Kg		58.1	80.1			
WG249744LCSSD	LCSSD	08/15/08 1:48	PCN30289	69.1		66.1	mg/Kg		58.1	80.1	9.3	20	
L70819-01MS	MS	08/15/08 1:58	II080730-2	51	1.1	48.71	mg/Kg	93.4	75	125			
L70819-01MSD	MSD	08/15/08 2:02	II080730-2	51	1.1	49.79	mg/Kg	95.5	75	125	2.19	20	

Chromium, total (3050) M6010B ICP

ACZ ID	Type	Analyzed	PCN/SCN	QC	Sample	Found	Units	Rec	Lower	Upper	RPD	Limit	Qual
WG250007													
WG250007ICV	ICV	08/15/08 1:24	II080717-1	2		1.962	mg/L	98.1	90	110			
WG250007ICB	ICB	08/15/08 1:27				U	mg/L		-0.03	0.03			
WG249744PBS	PBS	08/15/08 1:41				U	mg/Kg		-3	3			
WG249744LCSS	LCSS	08/15/08 1:45	PCN30289	124		141	mg/Kg		101	147			
WG249744LCSSD	LCSSD	08/15/08 1:48	PCN30289	124		131.7	mg/Kg		101	147	6.8	20	
L70819-01MS	MS	08/15/08 1:58	II080730-2	51	22	73.7	mg/Kg	101.4	75	125			
L70819-01MSD	MSD	08/15/08 2:02	II080730-2	51	22	75.2	mg/Kg	104.3	75	125	2.01	20	

Cobalt, total (3050) M6010B ICP

ACZ ID	Type	Analyzed	PCN/SCN	QC	Sample	Found	Units	Rec	Lower	Upper	RPD	Limit	Qual
WG250007													
WG250007ICV	ICV	08/15/08 1:24	II080717-1	2		1.878	mg/L	93.9	90	110			
WG250007ICB	ICB	08/15/08 1:27				U	mg/L		-0.03	0.03			
WG249744PBS	PBS	08/15/08 1:41				U	mg/Kg		-3	3			
WG249744LCSS	LCSS	08/15/08 1:45	PCN30289	115		125.2	mg/Kg		95.6	135			
WG249744LCSSD	LCSSD	08/15/08 1:48	PCN30289	115		117.3	mg/Kg		95.6	135	6.5	20	
L70819-01MS	MS	08/15/08 1:58	II080730-2	51	13	61.8	mg/Kg	95.7	75	125			
L70819-01MSD	MSD	08/15/08 2:02	II080730-2	51	13	63	mg/Kg	98	75	125	1.92	20	

Copper, total (3050) M6010B ICP

ACZ ID	Type	Analyzed	PCN/SCN	QC	Sample	Found	Units	Rec	Lower	Upper	RPD	Limit	Qual
WG250007													
WG250007ICV	ICV	08/15/08 1:24	II080717-1	2		1.985	mg/L	99.3	90	110			
WG250007ICB	ICB	08/15/08 1:27				U	mg/L		-0.03	0.03			
WG249744PBS	PBS	08/15/08 1:41				U	mg/Kg		-3	3			
WG249744LCSS	LCSS	08/15/08 1:45	PCN30289	66.7		70.4	mg/Kg		53.9	79.5			
WG249744LCSSD	LCSSD	08/15/08 1:48	PCN30289	66.7		65.5	mg/Kg		53.9	79.5	7.2	20	
L70819-01MS	MS	08/15/08 1:58	II080730-2	51	3960	4059.4	mg/Kg	194.9	75	125			M3
L70819-01MSD	MSD	08/15/08 2:02	II080730-2	51	3960	3985.2	mg/Kg	49.4	75	125	1.84	20	M3

FMI Gold & Copper - Sierrita ACZ Project ID: ***L70819***

Project ID: OJ07R9

Lead, total (3050) M6020 ICP-MS

ACZ ID	Type	Analyzed	PCN/SCN	QC	Sample	Found	Units	Rec	Lower	Upper	RPD	Limit	Qual
WG249896													
WG249896ICV	ICV	08/13/08 18:57	MS080722-4	.05		.04865	mg/L	97.3	90	110			
WG249896ICB	ICB	08/13/08 19:03				U	mg/L		-0.0003	0.0003			
WG249744PBS	PBS	08/13/08 19:30				U	mg/Kg		-0.15	0.15			
WG249744LCSS	LCSS	08/13/08 19:36	PCN30289	223		228.1	mg/Kg		183	264			
WG249744LCSSD	LCSSD	08/13/08 19:43	PCN30289	223		212.25	mg/Kg		183	264	7.2	20	
L70821-05MS	MS	08/13/08 22:33	MS080707-3	25	8.68	32.17	mg/Kg	94	75	125			
L70821-05MSD	MSD	08/13/08 22:40	MS080707-3	25	8.68	33.03	mg/Kg	97.4	75	125	2.64	20	

Manganese, total (3050) M6010B ICP

ACZ ID	Type	Analyzed	PCN/SCN	QC	Sample	Found	Units	Rec	Lower	Upper	RPD	Limit	Qual
WG250053													
WG250053ICV1	ICV	08/15/08 13:15	II080717-1	2		1.9974	mg/L	99.9	90	110			
WG250053ICB	ICB	08/15/08 13:19				U	mg/L		-0.015	0.015			
WG249744PBS	PBS	08/15/08 13:32				U	mg/Kg		-1.5	1.5			
WG249744LCSS	LCSS	08/15/08 13:35	PCN30289	368		385.06	mg/Kg		304	433			
WG249744LCSSD	LCSSD	08/15/08 13:38	PCN30289	368		392.01	mg/Kg		304	433	1.8	20	
L70819-01MS	MS	08/15/08 13:48	II080730-2	51	365	447.63	mg/Kg	162	75	125			M3
L70819-01MSD	MSD	08/15/08 13:52	II080730-2	51	365	427.01	mg/Kg	121.6	75	125	4.72	20	

Mercury, total M7471A CVAA

ACZ ID	Type	Analyzed	PCN/SCN	QC	Sample	Found	Units	Rec	Lower	Upper	RPD	Limit	Qual
WG249682													
WG249682ICV	ICV	08/11/08 14:16	II080721-4	.01002		.00965	mg/L	96.3	90	110			
WG249682ICB	ICB	08/11/08 14:18				U	mg/L		-0.0006	0.0006			
WG249683													
WG249683PBS	PBS	08/11/08 15:43				U	mg/Kg		-0.12	0.12			
WG249683LCSS	LCSS	08/11/08 15:47	PCN28813	5.8		4.29	mg/Kg		3.83	7.69			
WG249683LCSSD	LCSSD	08/11/08 15:49	PCN28813	5.8		4.95	mg/Kg		3.83	7.69	14.3	20	
L70819-01MS	MS	08/11/08 15:54	II080807-2	.915	.05	.894	mg/Kg	92.2	85	115			
L70819-01MSD	MSD	08/11/08 15:57	II080807-2	.92	.05	.914	mg/Kg	93.9	85	115	2.21	20	

Molybdenum, total (3050) M6010B ICP

ACZ ID	Type	Analyzed	PCN/SCN	QC	Sample	Found	Units	Rec	Lower	Upper	RPD	Limit	Qual
WG250007													
WG250007ICV	ICV	08/15/08 1:24	II080717-1	2		1.93	mg/L	96.5	90	110			
WG250007ICB	ICB	08/15/08 1:27				U	mg/L		-0.03	0.03			
WG249744PBS	PBS	08/15/08 1:41				U	mg/Kg		-3	3			
WG249744LCSS	LCSS	08/15/08 1:45	PCN30289	107		118.9	mg/Kg		83.8	130			
WG249744LCSSD	LCSSD	08/15/08 1:48	PCN30289	107		110.7	mg/Kg		83.8	130	7.1	20	
L70819-01MS	MS	08/15/08 1:58	II080730-2	51	230	283.9	mg/Kg	105.7	75	125			
L70819-01MSD	MSD	08/15/08 2:02	II080730-2	51	230	273.2	mg/Kg	84.7	75	125	3.84	20	

FMI Gold & Copper - Sierrita ACZ Project ID: ***L70819***

Project ID: OJ07R9

Nickel, total (3050) M6010B ICP

ACZ ID	Type	Analyzed	PCN/SCN	QC	Sample	Found	Units	Rec	Lower	Upper	RPD	Limit	Qual
WG250007													
WG250007ICV	ICV	08/15/08 1:24	II080717-1	2		1.888	mg/L	94.4	90	110			
WG250007ICB	ICB	08/15/08 1:27				U	mg/L		-0.03	0.03			
WG249744PBS	PBS	08/15/08 1:41				U	mg/Kg		-3	3			
WG249744LCSS	LCSS	08/15/08 1:45	PCN30289	172		186.6	mg/Kg		140	204			
WG249744LCSSD	LCSSD	08/15/08 1:48	PCN30289	172		173.4	mg/Kg		140	204	7.3	20	
L70819-01MS	MS	08/15/08 1:58	II080730-2	50.847	8	57.8	mg/Kg	97.9	75	125			
L70819-01MSD	MSD	08/15/08 2:02	II080730-2	50.847	8	59.4	mg/Kg	101.1	75	125	2.73	20	

Selenium, total (3050) M6020 ICP-MS

ACZ ID	Type	Analyzed	PCN/SCN	QC	Sample	Found	Units	Rec	Lower	Upper	RPD	Limit	Qual
WG249896													
WG249896ICV	ICV	08/13/08 18:57	MS080722-4	.05		.04874	mg/L	97.5	90	110			
WG249896ICB	ICB	08/13/08 19:03				U	mg/L		-0.0003	0.0003			
WG249744PBS	PBS	08/13/08 19:30				U	mg/Kg		-0.15	0.15			
WG249744LCSS	LCSS	08/13/08 19:36	PCN30289	147		159.5	mg/Kg		114	180			
WG249744LCSSD	LCSSD	08/13/08 19:43	PCN30289	147		148.35	mg/Kg		114	180	7.2	20	
L70821-05MS	MS	08/13/08 22:33	MS080707-3	12.5	.37	11.65	mg/Kg	90.2	75	125			
L70821-05MSD	MSD	08/13/08 22:40	MS080707-3	12.5	.37	11.995	mg/Kg	93	75	125	2.92	20	

Solids, Percent CLPSOW390, PART F, D-98

ACZ ID	Type	Analyzed	PCN/SCN	QC	Sample	Found	Units	Rec	Lower	Upper	RPD	Limit	Qual
WG249139													
WG249139PBS	PBS	07/30/08 23:00				U	%		99.9	100.1			
L70819-01DUP	DUP	07/31/08 0:22			93.5	94.19	%				0.7	20	

Thallium, total (3050) M6020 ICP-MS

ACZ ID	Type	Analyzed	PCN/SCN	QC	Sample	Found	Units	Rec	Lower	Upper	RPD	Limit	Qual
WG249896													
WG249896ICV	ICV	08/13/08 18:57	MS080722-4	.05		.0495	mg/L	99	90	110			
WG249896ICB	ICB	08/13/08 19:03				U	mg/L		-0.0003	0.0003			
WG249744PBS	PBS	08/13/08 19:30				U	mg/Kg		-0.15	0.15			
WG249744LCSS	LCSS	08/13/08 19:36	PCN30289	173		177	mg/Kg		140	205			
WG249744LCSSD	LCSSD	08/13/08 19:43	PCN30289	173		167.1	mg/Kg		140	205	5.8	20	
L70821-05MS	MS	08/13/08 22:33	MS080707-3	25.05	.13	23.525	mg/Kg	93.4	75	125			
L70821-05MSD	MSD	08/13/08 22:40	MS080707-3	25.05	.13	24.585	mg/Kg	97.6	75	125	4.41	20	

Uranium, total (3050) M6020 ICP-MS

ACZ ID	Type	Analyzed	PCN/SCN	QC	Sample	Found	Units	Rec	Lower	Upper	RPD	Limit	Qual
WG249896													
WG249896ICV	ICV	08/13/08 18:57	MS080722-4	.05		.04707	mg/L	94.1	90	110			
WG249896ICB	ICB	08/13/08 19:03				U	mg/L		-0.0003	0.0003			
WG249744PBS	PBS	08/13/08 19:30				U	mg/Kg		-0.15	0.15			
L70821-05MS	MS	08/13/08 22:33	MS080707-3	12.5	1.16	13.49	mg/Kg	98.6	75	125			
L70821-05MSD	MSD	08/13/08 22:40	MS080707-3	12.5	1.16	13.97	mg/Kg	102.5	75	125	3.5	20	

FMI Gold & Copper - Sierrita
Project ID: OJ07R9

ACZ Project ID: ***L70819***

Zinc, total (3050) M6010B ICP

ACZ ID	Type	Analyzed	PCN/SCN	QC	Sample	Found	Units	Rec	Lower	Upper	RPD	Limit	Qual
WG250007													
WG250007ICV	ICV	08/15/08 1:24	II080717-1	2		1.921	mg/L	96.1	90	110			
WG250007ICB	ICB	08/15/08 1:27				U	mg/L		-0.03	0.03			
WG249744PBS	PBS	08/15/08 1:41				U	mg/Kg		-3	3			
WG249744LCSS	LCSS	08/15/08 1:45	PCN30289	349		375.4	mg/Kg		280	418			
WG249744LCSSD	LCSSD	08/15/08 1:48	PCN30289	349		347.9	mg/Kg		280	418	7.6	20	
L70819-01MS	MS	08/15/08 1:58	II080730-2	51	179	240	mg/Kg	119.6	75	125			
L70819-01MSD	MSD	08/15/08 2:02	II080730-2	51	179	236	mg/Kg	111.8	75	125	1.68	20	

FMI Gold & Copper - Sierrita ACZ Project ID: ***L70819***

ACZ ID	WORKNUM	PARAMETER	METHOD	QUAL	DESCRIPTION
L70819-01	WG249896	Antimony, total (3050)	M6020 ICP-MS	M2	Matrix spike recovery was low, the recovery of the associated control sample (LCS or LFB) was acceptable.
	WG250007	Barium, total (3050)	M6010B ICP	M1	Matrix spike recovery was high, the recovery of the associated control sample (LCS or LFB) was acceptable.
		Cobalt, total (3050)	M6010B ICP	ZG	The ICP Serial Dilution was not used for data validation because the sample concentration was less than 50 times the MDL.
		Copper, total (3050)	M6010B ICP	M3	The spike recovery value is unusable since the analyte concentration in the sample is disproportionate to the spike level. The recovery of the associated control sample (LCS or LFB) was acceptable.
	WG250053	Manganese, total (3050)	M6010B ICP	M3	The spike recovery value is unusable since the analyte concentration in the sample is disproportionate to the spike level. The recovery of the associated control sample (LCS or LFB) was acceptable.
	WG250007	Nickel, total (3050)	M6010B ICP	ZG	The ICP Serial Dilution was not used for data validation because the sample concentration was less than 50 times the MDL.
	WG249896	Selenium, total (3050)	M6020 ICP-MS	ZB	The ICP-MS Serial Dilution was not used for data validation because the sample concentration was less than 100 times the MDL.
		Thallium, total (3050)	M6020 ICP-MS	ZB	The ICP-MS Serial Dilution was not used for data validation because the sample concentration was less than 100 times the MDL.
L70819-02	WG249896	Antimony, total (3050)	M6020 ICP-MS	M2	Matrix spike recovery was low, the recovery of the associated control sample (LCS or LFB) was acceptable.
	WG250007	Barium, total (3050)	M6010B ICP	M1	Matrix spike recovery was high, the recovery of the associated control sample (LCS or LFB) was acceptable.
		Cobalt, total (3050)	M6010B ICP	ZG	The ICP Serial Dilution was not used for data validation because the sample concentration was less than 50 times the MDL.
		Copper, total (3050)	M6010B ICP	M3	The spike recovery value is unusable since the analyte concentration in the sample is disproportionate to the spike level. The recovery of the associated control sample (LCS or LFB) was acceptable.
	WG250053	Manganese, total (3050)	M6010B ICP	M3	The spike recovery value is unusable since the analyte concentration in the sample is disproportionate to the spike level. The recovery of the associated control sample (LCS or LFB) was acceptable.
	WG250007	Nickel, total (3050)	M6010B ICP	ZG	The ICP Serial Dilution was not used for data validation because the sample concentration was less than 50 times the MDL.
	WG249896	Selenium, total (3050)	M6020 ICP-MS	ZB	The ICP-MS Serial Dilution was not used for data validation because the sample concentration was less than 100 times the MDL.
		Thallium, total (3050)	M6020 ICP-MS	ZB	The ICP-MS Serial Dilution was not used for data validation because the sample concentration was less than 100 times the MDL.

FMI Gold & Copper - Sierrita ACZ Project ID: ***L70819***

ACZ ID	WORKNUM	PARAMETER	METHOD	QUAL	DESCRIPTION
L70819-03	WG249896	Antimony, total (3050)	M6020 ICP-MS	M2	Matrix spike recovery was low, the recovery of the associated control sample (LCS or LFB) was acceptable.
	WG250007	Barium, total (3050)	M6010B ICP	M1	Matrix spike recovery was high, the recovery of the associated control sample (LCS or LFB) was acceptable.
		Cobalt, total (3050)	M6010B ICP	ZG	The ICP Serial Dilution was not used for data validation because the sample concentration was less than 50 times the MDL.
		Copper, total (3050)	M6010B ICP	M3	The spike recovery value is unusable since the analyte concentration in the sample is disproportionate to the spike level. The recovery of the associated control sample (LCS or LFB) was acceptable.
	WG250053	Manganese, total (3050)	M6010B ICP	M3	The spike recovery value is unusable since the analyte concentration in the sample is disproportionate to the spike level. The recovery of the associated control sample (LCS or LFB) was acceptable.
	WG250007	Nickel, total (3050)	M6010B ICP	ZG	The ICP Serial Dilution was not used for data validation because the sample concentration was less than 50 times the MDL.
	WG249896	Selenium, total (3050)	M6020 ICP-MS	ZB	The ICP-MS Serial Dilution was not used for data validation because the sample concentration was less than 100 times the MDL.
		Thallium, total (3050)	M6020 ICP-MS	ZB	The ICP-MS Serial Dilution was not used for data validation because the sample concentration was less than 100 times the MDL.
L70819-04	WG249896	Antimony, total (3050)	M6020 ICP-MS	M2	Matrix spike recovery was low, the recovery of the associated control sample (LCS or LFB) was acceptable.
	WG250007	Barium, total (3050)	M6010B ICP	M1	Matrix spike recovery was high, the recovery of the associated control sample (LCS or LFB) was acceptable.
		Cobalt, total (3050)	M6010B ICP	ZG	The ICP Serial Dilution was not used for data validation because the sample concentration was less than 50 times the MDL.
		Copper, total (3050)	M6010B ICP	M3	The spike recovery value is unusable since the analyte concentration in the sample is disproportionate to the spike level. The recovery of the associated control sample (LCS or LFB) was acceptable.
	WG250053	Manganese, total (3050)	M6010B ICP	M3	The spike recovery value is unusable since the analyte concentration in the sample is disproportionate to the spike level. The recovery of the associated control sample (LCS or LFB) was acceptable.
	WG250007	Nickel, total (3050)	M6010B ICP	ZG	The ICP Serial Dilution was not used for data validation because the sample concentration was less than 50 times the MDL.
	WG249896	Selenium, total (3050)	M6020 ICP-MS	ZB	The ICP-MS Serial Dilution was not used for data validation because the sample concentration was less than 100 times the MDL.
		Thallium, total (3050)	M6020 ICP-MS	ZB	The ICP-MS Serial Dilution was not used for data validation because the sample concentration was less than 100 times the MDL.

FMI Gold & Copper - Sierrita ACZ Project ID: ***L70819***

ACZ ID	WORKNUM	PARAMETER	METHOD	QUAL	DESCRIPTION
L70819-05	WG249896	Antimony, total (3050)	M6020 ICP-MS	M2	Matrix spike recovery was low, the recovery of the associated control sample (LCS or LFB) was acceptable.
	WG250007	Barium, total (3050)	M6010B ICP	M1	Matrix spike recovery was high, the recovery of the associated control sample (LCS or LFB) was acceptable.
		Cobalt, total (3050)	M6010B ICP	ZG	The ICP Serial Dilution was not used for data validation because the sample concentration was less than 50 times the MDL.
		Copper, total (3050)	M6010B ICP	M3	The spike recovery value is unusable since the analyte concentration in the sample is disproportionate to the spike level. The recovery of the associated control sample (LCS or LFB) was acceptable.
	WG250053	Manganese, total (3050)	M6010B ICP	M3	The spike recovery value is unusable since the analyte concentration in the sample is disproportionate to the spike level. The recovery of the associated control sample (LCS or LFB) was acceptable.
	WG250007	Nickel, total (3050)	M6010B ICP	ZG	The ICP Serial Dilution was not used for data validation because the sample concentration was less than 50 times the MDL.
	WG249896	Selenium, total (3050)	M6020 ICP-MS	ZB	The ICP-MS Serial Dilution was not used for data validation because the sample concentration was less than 100 times the MDL.
		Thallium, total (3050)	M6020 ICP-MS	ZB	The ICP-MS Serial Dilution was not used for data validation because the sample concentration was less than 100 times the MDL.
L70819-06	WG249896	Antimony, total (3050)	M6020 ICP-MS	M2	Matrix spike recovery was low, the recovery of the associated control sample (LCS or LFB) was acceptable.
	WG250007	Barium, total (3050)	M6010B ICP	M1	Matrix spike recovery was high, the recovery of the associated control sample (LCS or LFB) was acceptable.
		Cobalt, total (3050)	M6010B ICP	ZG	The ICP Serial Dilution was not used for data validation because the sample concentration was less than 50 times the MDL.
		Copper, total (3050)	M6010B ICP	M3	The spike recovery value is unusable since the analyte concentration in the sample is disproportionate to the spike level. The recovery of the associated control sample (LCS or LFB) was acceptable.
	WG250053	Manganese, total (3050)	M6010B ICP	M3	The spike recovery value is unusable since the analyte concentration in the sample is disproportionate to the spike level. The recovery of the associated control sample (LCS or LFB) was acceptable.
	WG250007	Nickel, total (3050)	M6010B ICP	ZG	The ICP Serial Dilution was not used for data validation because the sample concentration was less than 50 times the MDL.
	WG249896	Selenium, total (3050)	M6020 ICP-MS	ZB	The ICP-MS Serial Dilution was not used for data validation because the sample concentration was less than 100 times the MDL.
		Thallium, total (3050)	M6020 ICP-MS	ZB	The ICP-MS Serial Dilution was not used for data validation because the sample concentration was less than 100 times the MDL.

FMI Gold & Copper - Sierrita ACZ Project ID: ***L70819***

ACZ ID	WORKNUM	PARAMETER	METHOD	QUAL	DESCRIPTION
L70819-07	WG249896	Antimony, total (3050)	M6020 ICP-MS	M2	Matrix spike recovery was low, the recovery of the associated control sample (LCS or LFB) was acceptable.
	WG250007	Barium, total (3050)	M6010B ICP	M1	Matrix spike recovery was high, the recovery of the associated control sample (LCS or LFB) was acceptable.
		Cobalt, total (3050)	M6010B ICP	ZG	The ICP Serial Dilution was not used for data validation because the sample concentration was less than 50 times the MDL.
		Copper, total (3050)	M6010B ICP	M3	The spike recovery value is unusable since the analyte concentration in the sample is disproportionate to the spike level. The recovery of the associated control sample (LCS or LFB) was acceptable.
	WG250053	Manganese, total (3050)	M6010B ICP	M3	The spike recovery value is unusable since the analyte concentration in the sample is disproportionate to the spike level. The recovery of the associated control sample (LCS or LFB) was acceptable.
	WG250007	Nickel, total (3050)	M6010B ICP	ZG	The ICP Serial Dilution was not used for data validation because the sample concentration was less than 50 times the MDL.
	WG249896	Selenium, total (3050)	M6020 ICP-MS	ZB	The ICP-MS Serial Dilution was not used for data validation because the sample concentration was less than 100 times the MDL.
		Thallium, total (3050)	M6020 ICP-MS	ZB	The ICP-MS Serial Dilution was not used for data validation because the sample concentration was less than 100 times the MDL.
L70819-08	WG249896	Antimony, total (3050)	M6020 ICP-MS	M2	Matrix spike recovery was low, the recovery of the associated control sample (LCS or LFB) was acceptable.
	WG250007	Barium, total (3050)	M6010B ICP	M1	Matrix spike recovery was high, the recovery of the associated control sample (LCS or LFB) was acceptable.
		Cobalt, total (3050)	M6010B ICP	ZG	The ICP Serial Dilution was not used for data validation because the sample concentration was less than 50 times the MDL.
		Copper, total (3050)	M6010B ICP	M3	The spike recovery value is unusable since the analyte concentration in the sample is disproportionate to the spike level. The recovery of the associated control sample (LCS or LFB) was acceptable.
	WG250053	Manganese, total (3050)	M6010B ICP	M3	The spike recovery value is unusable since the analyte concentration in the sample is disproportionate to the spike level. The recovery of the associated control sample (LCS or LFB) was acceptable.
	WG250007	Nickel, total (3050)	M6010B ICP	ZG	The ICP Serial Dilution was not used for data validation because the sample concentration was less than 50 times the MDL.
	WG249896	Selenium, total (3050)	M6020 ICP-MS	ZB	The ICP-MS Serial Dilution was not used for data validation because the sample concentration was less than 100 times the MDL.
		Thallium, total (3050)	M6020 ICP-MS	ZB	The ICP-MS Serial Dilution was not used for data validation because the sample concentration was less than 100 times the MDL.

FMI Gold & Copper - Sierrita ACZ Project ID: ***L70819***

ACZ ID	WORKNUM	PARAMETER	METHOD	QUAL	DESCRIPTION
L70819-09	WG249896	Antimony, total (3050)	M6020 ICP-MS	M2	Matrix spike recovery was low, the recovery of the associated control sample (LCS or LFB) was acceptable.
	WG250007	Barium, total (3050)	M6010B ICP	M1	Matrix spike recovery was high, the recovery of the associated control sample (LCS or LFB) was acceptable.
		Cobalt, total (3050)	M6010B ICP	ZG	The ICP Serial Dilution was not used for data validation because the sample concentration was less than 50 times the MDL.
		Copper, total (3050)	M6010B ICP	M3	The spike recovery value is unusable since the analyte concentration in the sample is disproportionate to the spike level. The recovery of the associated control sample (LCS or LFB) was acceptable.
	WG250053	Manganese, total (3050)	M6010B ICP	M3	The spike recovery value is unusable since the analyte concentration in the sample is disproportionate to the spike level. The recovery of the associated control sample (LCS or LFB) was acceptable.
	WG250007	Nickel, total (3050)	M6010B ICP	ZG	The ICP Serial Dilution was not used for data validation because the sample concentration was less than 50 times the MDL.
	WG249896	Selenium, total (3050)	M6020 ICP-MS	ZB	The ICP-MS Serial Dilution was not used for data validation because the sample concentration was less than 100 times the MDL.
		Thallium, total (3050)	M6020 ICP-MS	ZB	The ICP-MS Serial Dilution was not used for data validation because the sample concentration was less than 100 times the MDL.
L70819-10	WG249896	Antimony, total (3050)	M6020 ICP-MS	M2	Matrix spike recovery was low, the recovery of the associated control sample (LCS or LFB) was acceptable.
	WG250007	Barium, total (3050)	M6010B ICP	M1	Matrix spike recovery was high, the recovery of the associated control sample (LCS or LFB) was acceptable.
		Cobalt, total (3050)	M6010B ICP	ZG	The ICP Serial Dilution was not used for data validation because the sample concentration was less than 50 times the MDL.
		Copper, total (3050)	M6010B ICP	M3	The spike recovery value is unusable since the analyte concentration in the sample is disproportionate to the spike level. The recovery of the associated control sample (LCS or LFB) was acceptable.
	WG250053	Manganese, total (3050)	M6010B ICP	M3	The spike recovery value is unusable since the analyte concentration in the sample is disproportionate to the spike level. The recovery of the associated control sample (LCS or LFB) was acceptable.
	WG250007	Nickel, total (3050)	M6010B ICP	ZG	The ICP Serial Dilution was not used for data validation because the sample concentration was less than 50 times the MDL.
	WG249896	Selenium, total (3050)	M6020 ICP-MS	ZB	The ICP-MS Serial Dilution was not used for data validation because the sample concentration was less than 100 times the MDL.
		Thallium, total (3050)	M6020 ICP-MS	ZB	The ICP-MS Serial Dilution was not used for data validation because the sample concentration was less than 100 times the MDL.

FMI Gold & Copper - Sierrita ACZ Project ID: ***L70819***

ACZ ID	WORKNUM	PARAMETER	METHOD	QUAL	DESCRIPTION
L70819-11	WG249896	Antimony, total (3050)	M6020 ICP-MS	M2	Matrix spike recovery was low, the recovery of the associated control sample (LCS or LFB) was acceptable.
	WG250007	Barium, total (3050)	M6010B ICP	M1	Matrix spike recovery was high, the recovery of the associated control sample (LCS or LFB) was acceptable.
		Cobalt, total (3050)	M6010B ICP	ZG	The ICP Serial Dilution was not used for data validation because the sample concentration was less than 50 times the MDL.
		Copper, total (3050)	M6010B ICP	M3	The spike recovery value is unusable since the analyte concentration in the sample is disproportionate to the spike level. The recovery of the associated control sample (LCS or LFB) was acceptable.
	WG250053	Manganese, total (3050)	M6010B ICP	M3	The spike recovery value is unusable since the analyte concentration in the sample is disproportionate to the spike level. The recovery of the associated control sample (LCS or LFB) was acceptable.
	WG250007	Nickel, total (3050)	M6010B ICP	ZG	The ICP Serial Dilution was not used for data validation because the sample concentration was less than 50 times the MDL.
	WG249896	Selenium, total (3050)	M6020 ICP-MS	ZB	The ICP-MS Serial Dilution was not used for data validation because the sample concentration was less than 100 times the MDL.
		Thallium, total (3050)	M6020 ICP-MS	ZB	The ICP-MS Serial Dilution was not used for data validation because the sample concentration was less than 100 times the MDL.
L70819-12	WG249896	Antimony, total (3050)	M6020 ICP-MS	M2	Matrix spike recovery was low, the recovery of the associated control sample (LCS or LFB) was acceptable.
	WG250007	Barium, total (3050)	M6010B ICP	M1	Matrix spike recovery was high, the recovery of the associated control sample (LCS or LFB) was acceptable.
		Cobalt, total (3050)	M6010B ICP	ZG	The ICP Serial Dilution was not used for data validation because the sample concentration was less than 50 times the MDL.
		Copper, total (3050)	M6010B ICP	M3	The spike recovery value is unusable since the analyte concentration in the sample is disproportionate to the spike level. The recovery of the associated control sample (LCS or LFB) was acceptable.
	WG250053	Manganese, total (3050)	M6010B ICP	M3	The spike recovery value is unusable since the analyte concentration in the sample is disproportionate to the spike level. The recovery of the associated control sample (LCS or LFB) was acceptable.
	WG250007	Nickel, total (3050)	M6010B ICP	ZG	The ICP Serial Dilution was not used for data validation because the sample concentration was less than 50 times the MDL.
	WG249896	Selenium, total (3050)	M6020 ICP-MS	ZB	The ICP-MS Serial Dilution was not used for data validation because the sample concentration was less than 100 times the MDL.
		Thallium, total (3050)	M6020 ICP-MS	ZB	The ICP-MS Serial Dilution was not used for data validation because the sample concentration was less than 100 times the MDL.

FMI Gold & Copper - Sierrita ACZ Project ID: ***L70819***

ACZ ID	WORKNUM	PARAMETER	METHOD	QUAL	DESCRIPTION
L70819-13	WG249896	Antimony, total (3050)	M6020 ICP-MS	M2	Matrix spike recovery was low, the recovery of the associated control sample (LCS or LFB) was acceptable.
	WG250007	Barium, total (3050)	M6010B ICP	M1	Matrix spike recovery was high, the recovery of the associated control sample (LCS or LFB) was acceptable.
		Cobalt, total (3050)	M6010B ICP	ZG	The ICP Serial Dilution was not used for data validation because the sample concentration was less than 50 times the MDL.
		Copper, total (3050)	M6010B ICP	M3	The spike recovery value is unusable since the analyte concentration in the sample is disproportionate to the spike level. The recovery of the associated control sample (LCS or LFB) was acceptable.
	WG250053	Manganese, total (3050)	M6010B ICP	M3	The spike recovery value is unusable since the analyte concentration in the sample is disproportionate to the spike level. The recovery of the associated control sample (LCS or LFB) was acceptable.
	WG250007	Nickel, total (3050)	M6010B ICP	ZG	The ICP Serial Dilution was not used for data validation because the sample concentration was less than 50 times the MDL.
	WG249896	Selenium, total (3050)	M6020 ICP-MS	ZB	The ICP-MS Serial Dilution was not used for data validation because the sample concentration was less than 100 times the MDL.
		Thallium, total (3050)	M6020 ICP-MS	ZB	The ICP-MS Serial Dilution was not used for data validation because the sample concentration was less than 100 times the MDL.
L70819-14	WG249896	Antimony, total (3050)	M6020 ICP-MS	M2	Matrix spike recovery was low, the recovery of the associated control sample (LCS or LFB) was acceptable.
	WG250007	Barium, total (3050)	M6010B ICP	M1	Matrix spike recovery was high, the recovery of the associated control sample (LCS or LFB) was acceptable.
		Cobalt, total (3050)	M6010B ICP	ZG	The ICP Serial Dilution was not used for data validation because the sample concentration was less than 50 times the MDL.
		Copper, total (3050)	M6010B ICP	M3	The spike recovery value is unusable since the analyte concentration in the sample is disproportionate to the spike level. The recovery of the associated control sample (LCS or LFB) was acceptable.
	WG250053	Manganese, total (3050)	M6010B ICP	M3	The spike recovery value is unusable since the analyte concentration in the sample is disproportionate to the spike level. The recovery of the associated control sample (LCS or LFB) was acceptable.
	WG250007	Nickel, total (3050)	M6010B ICP	ZG	The ICP Serial Dilution was not used for data validation because the sample concentration was less than 50 times the MDL.
	WG249896	Selenium, total (3050)	M6020 ICP-MS	ZB	The ICP-MS Serial Dilution was not used for data validation because the sample concentration was less than 100 times the MDL.
		Thallium, total (3050)	M6020 ICP-MS	ZB	The ICP-MS Serial Dilution was not used for data validation because the sample concentration was less than 100 times the MDL.

ACZ Laboratories, Inc.
2773 Downhill Drive Steamboat Springs, CO 80487 (800) 334-5493

Inorganic Extended Qualifier Report

FMI Gold & Copper - Sierrita ACZ Project ID: ***L70819***

ACZ ID	WORKNUM	PARAMETER	METHOD	QUAL	DESCRIPTION
L70819-15	WG249896	Antimony, total (3050)	M6020 ICP-MS	M2	Matrix spike recovery was low, the recovery of the associated control sample (LCS or LFB) was acceptable.
	WG250007	Barium, total (3050)	M6010B ICP	M1	Matrix spike recovery was high, the recovery of the associated control sample (LCS or LFB) was acceptable.
		Cobalt, total (3050)	M6010B ICP	ZG	The ICP Serial Dilution was not used for data validation because the sample concentration was less than 50 times the MDL.
		Copper, total (3050)	M6010B ICP	M3	The spike recovery value is unusable since the analyte concentration in the sample is disproportionate to the spike level. The recovery of the associated control sample (LCS or LFB) was acceptable.
	WG250053	Manganese, total (3050)	M6010B ICP	M3	The spike recovery value is unusable since the analyte concentration in the sample is disproportionate to the spike level. The recovery of the associated control sample (LCS or LFB) was acceptable.
	WG250007	Nickel, total (3050)	M6010B ICP	ZG	The ICP Serial Dilution was not used for data validation because the sample concentration was less than 50 times the MDL.
	WG249896	Selenium, total (3050)	M6020 ICP-MS	ZB	The ICP-MS Serial Dilution was not used for data validation because the sample concentration was less than 100 times the MDL.
		Thallium, total (3050)	M6020 ICP-MS	ZB	The ICP-MS Serial Dilution was not used for data validation because the sample concentration was less than 100 times the MDL.

Metals Analysis

The following parameters are not offered for certification or are not covered by NELAC certificate #ACZ.

Uranium, total (3050)	M6020 ICP-MS

Soil Analysis

The following parameters are not offered for certification or are not covered by NELAC certificate #ACZ.

Solids, Percent	CLPSOW390, PART F, D-98

ACZ Laboratories, Inc.
2773 Downhill Drive Steamboat Springs, CO 80487 (800) 334-5493

Sample Receipt

FMI Gold & Copper - Sierrita
OJ07R9

ACZ Project ID: L70819
Date Received: 7/30/2008
Received By:
Date Printed: 7/30/2008

Receipt Verification

	YES	NO	NA
1) Does this project require special handling procedures such as CLP protocol?			X
2) Are the custody seals on the cooler intact?	X		
3) Are the custody seals on the sample containers intact?			X
4) Is there a Chain of Custody or other directive shipping papers present?	X		
5) Is the Chain of Custody complete?	X		
6) Is the Chain of Custody in agreement with the samples received?	X		
7) Is there enough sample for all requested analyses?	X		
8) Are all samples within holding times for requested analyses?	X		
9) Were all sample containers received intact?	X		
10) Are the temperature blanks present?			X
11) Are the trip blanks (VOA and/or Cyanide) present?			X
12) Are samples requiring no headspace, headspace free?			X
13) Do the samples that require a Foreign Soils Permit have one?			X

Exceptions: If you answered no to any of the above questions, please describe

N/A

Contact (For any discrepancies, the client must be contacted)

N/A

Shipping Containers

Cooler Id	Temp (°C)	Rad (µR/hr)
1887	5.6	14

Client must contact ACZ Project Manager if analysis should not proceed for samples received outside of thermal preservation acceptance criteria.

Notes

ACZ Laboratories, Inc.
2773 Downhill Drive Steamboat Springs, CO 80487 (800) 334-5493

Sample Receipt

FMI Gold & Copper - Sierrita
OJ07R9

ACZ Project ID: L70819
Date Received: 7/30/2008
Received By:

Sample Container Preservation

SAMPLE	CLIENT ID	R < 2	G < 2	BK < 2	Y< 2	YG< 2	B< 2	O < 2	T >12	N/A	RAD	ID
L70819-01	OD-SD-05-0-1.5									X		
L70819-02	OD-SD-05-1.5-3.0									X		
L70819-03	OD-SD-06-0-1.5									X		
L70819-04	OD-SD-05-1.5-3.0									X		
L70819-05	OD-JS-01-0-1									X		
L70819-06	OD-JS-01-1-3									X		
L70819-07	OD-JS-02-0-1									X		
L70819-08	OD-JS-02-1-3									X		
L70819-09	OD-JS-02-5-7									X		
L70819-10	EM-C22-0-1									X		
L70819-11	EM-C22-1-3									X		
L70819-12	EM-C22-5-7									X		
L70819-13	EM-E24-0-1									X		
L70819-14	EM-E24-1-3									X		
L70819-15	EM-E24-5-7									X		

Sample Container Preservation Legend

Abbreviation	Description	Container Type	Preservative/Limits
R	Raw/Nitric	RED	pH must be < 2
B	Filtered/Sulfuric	BLUE	pH must be < 2
BK	Filtered/Nitric	BLACK	pH must be < 2
G	Filtered/Nitric	GREEN	pH must be < 2
O	Raw/Sulfuric	ORANGE	pH must be < 2
P	Raw/NaOH	PURPLE	pH must be > 12 *
T	Raw/NaOH _Zinc Acetate	TAN	pH must be > 12
Y	Raw/Sulfuric	YELLOW	pH must be < 2
YG	Raw/Sulfuric	YELLOW GLASS	pH must be < 2
N/A	No preservative needed	Not applicable	
RAD	Gamma/Beta dose rate	Not applicable	must be < 250 µR/hr

* pH check performed by analyst prior to sample preparation

Sample IDs Reviewed By: _____

ACZ Laboratories, Inc.

2773 Downhill Drive Steamboat Springs, CO 80487 (800) 334-5493

L70819

CHAIN of CUSTODY

Report to:

Name: Ned Hall
Company: EMI-Sierrita
E-mail: Ned_Hall@EMI.com
Address: 6200 W. Duval Mine Rd. Green Valley, AZ P.O.B.
Telephone: (520) 648-8857

Copy of Report to:

Name: Rick Smith Steve Vaughn
Company: URS
E-mail: Steven_Vaughn@urscorp.com
Telephone: Rick_Smith@urscorp.com

Invoice to:

Name: Ned Hall
Company: EMI-Sierrita
E-mail: Ned_Hall@
Address: 6200 W. Duval Mine Rd Green Valley, AZ P.O. Box 527
Telephone: (520) 648-8857

If sample(s) received past holding time (HT), or if insufficient HT remains to complete analysis before expiration, shall ACZ proceed with requested short HT analyses? YES ☐ NO ☐
If "NO" then ACZ will contact client for further instruction. If neither "YES" nor "NO" is indicated, ACZ will proceed with the requested analyses, even if HT is expired, and data will be qualified.

PROJECT INFORMATION

Quote #:
Project/PO #: 0J07R9
Reporting state for compliance testing:
Sampler's Name: Armando Jimenez
Are any samples NRC licensable material?

ANALYSES REQUESTED *(attach list or use quote number)*

SAMPLE IDENTIFICATION	DATE:TIME		Matrix	# of Containers	See attached Quote 7/31/2008
OD-SD-05-0-1.5	7-29-08	816	SO	1	
OD-SD-05-1.5-3.0	7-29-08	816		1	
OD-SD-06-0-1.5	7-29-08	830		1	
OD-SD-06-1.5-3.0	7-29-08	830		1	
OD-JS-01-0-1	7-29-08	0919		1	
OD-JS-01-1-3	7-29-08	0919		1	
OD-JS-02-0-1	7-29-08	0957		1	
OD-JS-02-1-3	7-29-08	0957		1	
OD-JS-02-5-7	7-29-08	1008		1	
EM-C20-0-1	7-29-08	1218		1	

Matrix: SW (Surface Water) · GW (Ground Water) · WW (Waste Water) · DW (Drinking Water) · SL (Sludge) · SO (Soil) · OL (Oil) · Other

REMARKS/ SAMPLE DISCLOSURES

UPS #1Z818130 8460083144

PAGE 1 of 2

Please refer to ACZ's terms & conditions located on the reverse side of this COC.

RELINQUISHED BY:	DATE:TIME	RECEIVED BY:	DATE:TIME
A. J	7/29/08:1415	UPS	
		[illegible]	7-30-08 9:55

FRMAD050.03.05.02 White - Return with sample. Yellow - Retain for your records.

ACZ Laboratories, Inc. L70819

2773 Downhill Drive Steamboat Springs, CO 80487 (800) 334-5493

CHAIN of CUSTODY

Report to:

Name: Ned Hall
Company: FMI-Sierrita
E-mail: Ned-Hall@FMI.com
Address: 6200 W. Duval Mine Rd. Green Valley, AZ P.O. Box 527
Telephone: (520) 648-8857

Copy of Report to:

Name: Rick Smith & Steve Vaughn
Company: URS
E-mail: Steven_Vaughn@URSCorp.com
Telephone: Rick_Smith@URSCorp.com

Invoice to:

Name: Ned Hall
Company: FMI-Sierrita
E-mail: Ned-Hall@FMI.com
Address: 6200 W. Duval Mine Rd. Green Valley, AZ P.O. Box 527
Telephone: (520) 648-8857

If sample(s) received past holding time (HT), or if insufficient HT remains to complete analysis before expiration, shall ACZ proceed with requested short HT analyses? YES ☐ NO ☐
If "NO" then ACZ will contact client for further instruction. If neither "YES" nor "NO" is indicated, ACZ will proceed with the requested analyses, even if HT is expired, and data will be qualified.

PROJECT INFORMATION

Quote #:
Project/PO #: OJ0789
Reporting state for compliance testing:
Sampler's Name: Armando Jimenez
Are any samples NRC licensable material?

ANALYSES REQUESTED *(attach list or use quote number)*

SAMPLE IDENTIFICATION	DATE:TIME	Matrix	# of Containers	See Attached Quote 7/8/08
EM-C22-1-3	7-29-08 1218	SO	1	1
EM-C22-5-7	7-29-08 1223		1	1
EM-E24-0-1	7-29-08 1321		1	1
EM-E24-1-3	7-29-08 1321		1	1
EM-E24-5-7	7-29-08 1327		1	1

Matrix: SW (Surface Water) · GW (Ground Water) · WW (Waste Water) · DW (Drinking Water) · SL (Sludge) · SO (Soil) · OL (Oil) · Other

REMARKS/ SAMPLE DISCLOSURES

UPS # 1Z8101308 4 6008 7144

PAGE 2 of 2

Please refer to ACZ's terms & conditions located on the reverse side of this COC.

RELINQUISHED BY:	DATE:TIME	RECEIVED BY:	DATE:TIME
A. [illegible]	7/29/08 1415	UPS	
		[illegible]	7-30-08 755

FRMAD050.03.05.02 White - Return with sample. Yellow - Retain for your records.

ACZ Laboratories, Inc.

2773 Downhill Drive Steamboat Springs, CO 80487 (800) 334-5493

Analytical Quote

Accounts Payable
FMI Gold & Copper - Sierrita
P.O. Box 2671
Phoenix, AZ 85002-2671

7/8/2008

Quote Number: SOIL-GPL

Matrix: Soil — Sierrita Soil Sampling Program

Parameter	Method	Detection Limit	Cost/Sample
Metals Analysis			
Antimony, total (3050)	M6020 ICP-MS	0.04 mg/Kg	$13.50
Arsenic, total (3050)	M6020 ICP-MS	0.05 mg/Kg	$13.50
Barium, total (3050)	M6010B ICP	0.3 mg/Kg	$6.75
Beryllium, total (3050)	M6010B ICP	0.2 mg/Kg	$6.75
Cadmium, total (3050)	M6010B ICP	0.5 mg/Kg	$6.75
Chromium, total (3050)	M6010B ICP	1 mg/Kg	$6.75
Cobalt, total (3050)	M6010B ICP	1 mg/Kg	$6.75
Copper, total (3050)	M6010B ICP	1 mg/Kg	$6.75
Lead, total (3050)	M6020 ICP-MS	0.01 mg/Kg	$13.50
Manganese, total (3050)	M6010B ICP	0.5 mg/Kg	$6.75
Mercury, total	M7471A CVAA	0.02 mg/Kg	$17.25
Molybdenum, total (3050)	M6010B ICP	1 mg/Kg	$6.75
Nickel, total (3050)	M6010B ICP	1 mg/Kg	$6.75
Selenium, total (3050)	M6020 ICP-MS	0.01 mg/Kg	$13.50
Thallium, total (3050)	M6020 ICP-MS	0.01 mg/Kg	$13.50
Uranium, total (3050)	M6020 ICP-MS	0.01 mg/Kg	$13.50
Zinc, total (3050)	M6010B ICP	1 mg/Kg	$6.75
Misc.			
Electronic Data Deliverable			$0.00
Quality Control Summary			$0.00
Sample Preparation			
Air Dry at 34 Degrees C	USDA No. 1, 1972		$5.25
Digestion - Alkaline	M3060A		$99.98
Digestion - Hot Plate	M3050B ICP-MS		$10.50
Sieve-2000 um (2.0mm)	ASA No.9, 15-4.2.2		$8.25
Soil Analysis			
Solids, Percent	CLPSOW390, PART F, D-98	0.1 %	$5.25
Wet Chemistry			
Chromium, Hexavalent (3060)	M7196A	0.005 mg/Kg	$28.00
		Cost/Sample:	**$322.98**

Pricing includes standard deliverables and turnaround. Includes a QC Summary and default electronic data deliverable.
Method detection limits are estimates and may be elevated depending on sample matrix.

ACZ Laboratories, Inc.
2773 Downhill Drive Steamboat Springs, CO 80487 (800) 334-5493

Analytical Report

August 29, 2008

Report to:
Ned Hall
FMI Gold & Copper - Sierrita
P.O. Box 527 6200 W. Duval Mine Rd.
Green Valley, AZ 85622-0527

Bill to:
Accounts Payable
FMI Gold & Copper - Sierrita
P.O. Box 2671
Phoenix, AZ 85002-2671

cc: Steve Vaughn

Project ID: OJ07R9
ACZ Project ID: L70909

Ned Hall:

Enclosed are the analytical results for sample(s) submitted to ACZ Laboratories, Inc. (ACZ) on August 01, 2008. This project has been assigned to ACZ's project number, L70909. Please reference this number in all future inquiries.

All analyses were performed according to ACZ's Quality Assurance Plan, version 12.0. The enclosed results relate only to the samples received under L70909. Each section of this report has been reviewed and approved by the appropriate Laboratory Supervisor, or a qualified substitute.

Except as noted, the test results for the methods and parameters listed on ACZ's current NELAC certificate letter (#ACZ) meet all requirements of NELAC.

This report shall be used or copied only in its entirety. ACZ is not responsible for the consequences arising from the use of a partial report.

All samples and sub-samples associated with this project will be disposed of after September 29, 2008. If the samples are determined to be hazardous, additional charges apply for disposal (typically less than $10/sample). If you would like the samples to be held longer than ACZ's stated policy or to be returned, please contact your Project Manager or Customer Service Representative for further details and associated costs. ACZ retains analytical reports for five years.

If you have any questions or other needs, please contact your Project Manager.

S. Habermehl

Scott Habermehl has reviewed
and approved this report.

FMI Gold Copper - Sierrita

August 29, 2008

Project ID: OJ07R9
ACZ Project ID: L70909

Sample Receipt

ACZ Laboratories, Inc. (ACZ) received 6 soil samples from FMI Gold & Copper - Sierrita on August 1, 2008. The samples were received in good condition. Upon receipt, the sample custodian removed the samples from the cooler, inspected the contents, and logged the samples into ACZ's computerized Laboratory Information Management System (LIMS). The samples were assigned ACZ LIMS project number L70909. The custodian verified the sample information entered into the computer against the chain of custody (COC) forms and sample bottle labels.

Holding Times

All analyses were performed within EPA recommended holding times.

Sample Analysis

These samples were analyzed for inorganic parameters. The individual methods are referenced on both, the ACZ invoice and the analytical reports. The extended qualifier reports may contain footnotes qualifying specific elements due to QC failures. In addition the following has been noted with this specific project:

1. The Lead data has been qualified with the N1 flag. The chemist noted that Lead failed control criteria in the ICSA sample. The level in the samples is greater than 10 times that in the ICSA. No significant impact would be expected.

ACZ Laboratories, Inc.
2773 Downhill Drive Steamboat Springs, CO 80487 (800) 334-5493

Inorganic Analytical Results

FMI Gold & Copper - Sierrita
Project ID: OJ07R9
Sample ID: EM-H22-0-1

ACZ Sample ID: ***L70909-01***
Date Sampled: *07/30/08 09:37*
Date Received: *08/01/08*
Sample Matrix: *Soil*

Metals Analysis

Parameter	EPA Method	Result	Qual	XQ	Units	MDL	PQL	Date	Analyst
Antimony, total (3050)	M6020 ICP-MS	3.7		*	mg/Kg	0.2	1	08/22/08 11:26	erf/rac
Arsenic, total (3050)	M6020 ICP-MS	11.7			mg/Kg	0.3	0.5	08/28/08 0:53	rac
Barium, total (3050)	M6010B ICP	115		*	mg/Kg	0.3	2	08/21/08 2:52	ear/aeh
Beryllium, total (3050)	M6010B ICP	0.5	B		mg/Kg	0.2	1	08/21/08 2:52	ear/aeh
Cadmium, total (3050)	M6010B ICP	1.6	B		mg/Kg	0.5	2	08/21/08 2:52	ear/aeh
Chromium, total (3050)	M6010B ICP	8			mg/Kg	1	5	08/21/08 2:52	ear/aeh
Cobalt, total (3050)	M6010B ICP	10		*	mg/Kg	1	5	08/21/08 2:52	ear/aeh
Copper, total (3050)	M6010B ICP	10000		*	mg/Kg	1	5	08/21/08 2:52	ear/aeh
Lead, total (3050)	M6020 ICP-MS	91.30		*	mg/Kg	0.05	0.3	08/22/08 11:26	erf/rac
Manganese, total (3050)	M6010B ICP	294		*	mg/Kg	0.5	3	08/21/08 2:52	ear/aeh
Mercury, total	M7471A CVAA	0.05	B		mg/Kg	0.04	0.2	08/11/08 17:34	jws
Molybdenum, total (3050)	M6010B ICP	821		*	mg/Kg	1	5	08/21/08 2:52	ear/aeh
Nickel, total (3050)	M6010B ICP	7		*	mg/Kg	1	5	08/21/08 2:52	ear/aeh
Selenium, total (3050)	M6020 ICP-MS	4.53			mg/Kg	0.05	0.3	08/28/08 0:53	rac
Thallium, total (3050)	M6020 ICP-MS	0.42		*	mg/Kg	0.05	0.3	08/22/08 11:26	erf/rac
Uranium, total (3050)	M6020 ICP-MS	3.34		*	mg/Kg	0.05	0.3	08/22/08 11:26	erf/rac
Zinc, total (3050)	M6010B ICP	293		*	mg/Kg	1	5	08/21/08 2:52	ear/aeh

Soil Analysis

Parameter	EPA Method	Result	Qual	XQ	Units	MDL	PQL	Date	Analyst
Solids, Percent	CLPSOW390, PART F, D-98	92.7		*	%	0.1	0.5	08/06/08 22:03	brd

Soil Preparation

Parameter	EPA Method	Result	Qual	XQ	Units	MDL	PQL	Date	Analyst
Air Dry at 34 Degrees C	USDA No. 1, 1972			*				08/06/08 20:20	brd
Digestion - Hot Plate	M3050B ICP-MS							08/12/08 14:11	mjc/brd
Sieve-2000 um (2.0mm)	ASA No.9, 15-4.2.2			*				08/09/08 3:00	lwt/mjc

Arizona license number: AZ0102

** Please refer to Qualifier Reports for details.*

ACZ Laboratories, Inc.
2773 Downhill Drive Steamboat Springs, CO 80487 (800) 334-5493

Inorganic Analytical Results

FMI Gold & Copper - Sierrita
Project ID: OJ07R9
Sample ID: EM-H22-1-3

ACZ Sample ID: ***L70909-02***
Date Sampled: *07/30/08 09:37*
Date Received: *08/01/08*
Sample Matrix: *Soil*

Metals Analysis

Parameter	EPA Method	Result	Qual	XQ	Units	MDL	PQL	Date	Analyst
Antimony, total (3050)	M6020 ICP-MS	0.4	B	*	mg/Kg	0.2	1	08/22/08 11:32	erf/rac
Arsenic, total (3050)	M6020 ICP-MS	3.7			mg/Kg	0.3	0.5	08/28/08 1:07	rac
Barium, total (3050)	M6010B ICP	70.4		*	mg/Kg	0.3	2	08/21/08 3:14	ear/aeh
Beryllium, total (3050)	M6010B ICP	0.3	B		mg/Kg	0.2	1	08/21/08 3:14	ear/aeh
Cadmium, total (3050)	M6010B ICP	1.0	B		mg/Kg	0.5	2	08/21/08 3:14	ear/aeh
Chromium, total (3050)	M6010B ICP	5			mg/Kg	1	5	08/21/08 3:14	ear/aeh
Cobalt, total (3050)	M6010B ICP	5	B	*	mg/Kg	1	5	08/21/08 3:14	ear/aeh
Copper, total (3050)	M6010B ICP	2330		*	mg/Kg	1	5	08/21/08 3:14	ear/aeh
Lead, total (3050)	M6020 ICP-MS	15.00		*	mg/Kg	0.05	0.3	08/22/08 11:32	erf/rac
Manganese, total (3050)	M6010B ICP	188		*	mg/Kg	0.5	3	08/21/08 3:14	ear/aeh
Mercury, total	M7471A CVAA		U		mg/Kg	0.04	0.2	08/11/08 17:36	jws
Molybdenum, total (3050)	M6010B ICP	118		*	mg/Kg	1	5	08/21/08 3:14	ear/aeh
Nickel, total (3050)	M6010B ICP	7		*	mg/Kg	1	5	08/21/08 3:14	ear/aeh
Selenium, total (3050)	M6020 ICP-MS	1.07			mg/Kg	0.05	0.3	08/28/08 1:07	rac
Thallium, total (3050)	M6020 ICP-MS	0.24	B	*	mg/Kg	0.05	0.3	08/22/08 11:32	erf/rac
Uranium, total (3050)	M6020 ICP-MS	2.30		*	mg/Kg	0.05	0.3	08/22/08 11:32	erf/rac
Zinc, total (3050)	M6010B ICP	181		*	mg/Kg	1	5	08/21/08 3:14	ear/aeh

Soil Analysis

Parameter	EPA Method	Result	Qual	XQ	Units	MDL	PQL	Date	Analyst
Solids, Percent	CLPSOW390, PART F, D-98	95.2		*	%	0.1	0.5	08/07/08 0:09	brd

Soil Preparation

Parameter	EPA Method	Result	Qual	XQ	Units	MDL	PQL	Date	Analyst
Air Dry at 34 Degrees C	USDA No. 1, 1972			*				08/06/08 20:26	brd
Digestion - Hot Plate	M3050B ICP-MS							08/12/08 15:22	mjc/brd
Sieve-2000 um (2.0mm)	ASA No.9, 15-4.2.2			*				08/09/08 4:50	lwt/mjc

Arizona license number: AZ0102

** Please refer to Qualifier Reports for details.*

ACZ Laboratories, Inc.
2773 Downhill Drive Steamboat Springs, CO 80487 (800) 334-5493

Inorganic Analytical Results

FMI Gold & Copper - Sierrita
Project ID: OJ07R9
Sample ID: EM-H22-5-7

ACZ Sample ID: ***L70909-03***
Date Sampled: *07/31/08 11:55*
Date Received: *08/01/08*
Sample Matrix: *Soil*

Metals Analysis

Parameter	EPA Method	Result	Qual	XQ	Units	MDL	PQL	Date	Analyst
Antimony, total (3050)	M6020 ICP-MS		U	*	mg/Kg	0.2	1	08/22/08 11:39	erf/rac
Arsenic, total (3050)	M6020 ICP-MS	1.1			mg/Kg	0.3	0.5	08/28/08 1:13	rac
Barium, total (3050)	M6010B ICP	199		*	mg/Kg	0.3	2	08/21/08 3:18	ear/aeh
Beryllium, total (3050)	M6010B ICP	0.5	B		mg/Kg	0.2	1	08/21/08 3:18	ear/aeh
Cadmium, total (3050)	M6010B ICP	1.7	B		mg/Kg	0.5	2	08/21/08 3:18	ear/aeh
Chromium, total (3050)	M6010B ICP	6			mg/Kg	1	5	08/21/08 3:18	ear/aeh
Cobalt, total (3050)	M6010B ICP	14		*	mg/Kg	1	5	08/21/08 3:18	ear/aeh
Copper, total (3050)	M6010B ICP	1740		*	mg/Kg	1	5	08/21/08 3:18	ear/aeh
Lead, total (3050)	M6020 ICP-MS	3.75		*	mg/Kg	0.05	0.3	08/22/08 11:39	erf/rac
Manganese, total (3050)	M6010B ICP	594		*	mg/Kg	0.5	3	08/21/08 3:18	ear/aeh
Mercury, total	M7471A CVAA		U		mg/Kg	0.04	0.2	08/11/08 17:38	jws
Molybdenum, total (3050)	M6010B ICP	10		*	mg/Kg	1	5	08/21/08 3:18	ear/aeh
Nickel, total (3050)	M6010B ICP	14		*	mg/Kg	1	5	08/21/08 3:18	ear/aeh
Selenium, total (3050)	M6020 ICP-MS	0.06	B		mg/Kg	0.05	0.3	08/28/08 1:13	rac
Thallium, total (3050)	M6020 ICP-MS	0.51		*	mg/Kg	0.05	0.3	08/22/08 11:39	erf/rac
Uranium, total (3050)	M6020 ICP-MS	3.75		*	mg/Kg	0.05	0.3	08/22/08 11:39	erf/rac
Zinc, total (3050)	M6010B ICP	464		*	mg/Kg	1	5	08/21/08 3:18	ear/aeh

Soil Analysis

Parameter	EPA Method	Result	Qual	XQ	Units	MDL	PQL	Date	Analyst
Solids, Percent	CLPSOW390, PART F, D-98	94.8		*	%	0.1	0.5	08/07/08 1:12	brd

Soil Preparation

Parameter	EPA Method	Result	Qual	XQ	Units	MDL	PQL	Date	Analyst
Air Dry at 34 Degrees C	USDA No. 1, 1972			*				08/06/08 20:32	brd
Digestion - Hot Plate	M3050B ICP-MS							08/12/08 15:46	mjc/brd
Sieve-2000 um (2.0mm)	ASA No.9, 15-4.2.2			*				08/09/08 6:40	lwt/mjc

Arizona license number: AZ0102

** Please refer to Qualifier Reports for details.*

ACZ Laboratories, Inc.
2773 Downhill Drive Steamboat Springs, CO 80487 (800) 334-5493

Inorganic Analytical Results

FMI Gold & Copper - Sierrita
Project ID: OJ07R9
Sample ID: EM-K24-0-1

ACZ Sample ID: ***L70909-04***
Date Sampled: *07/31/08 13:40*
Date Received: *08/01/08*
Sample Matrix: *Soil*

Metals Analysis

Parameter	EPA Method	Result	Qual	XQ	Units	MDL	PQL	Date	Analyst
Antimony, total (3050)	M6020 ICP-MS		U	*	mg/Kg	0.2	1	08/22/08 11:45	erf/rac
Arsenic, total (3050)	M6020 ICP-MS	3.0			mg/Kg	0.3	0.5	08/28/08 1:33	rac
Barium, total (3050)	M6010B ICP	78.7		*	mg/Kg	0.3	2	08/21/08 3:21	ear/aeh
Beryllium, total (3050)	M6010B ICP	0.8	B		mg/Kg	0.2	1	08/21/08 3:21	ear/aeh
Cadmium, total (3050)	M6010B ICP		U		mg/Kg	0.5	2	08/21/08 3:21	ear/aeh
Chromium, total (3050)	M6010B ICP	7			mg/Kg	1	5	08/21/08 3:21	ear/aeh
Cobalt, total (3050)	M6010B ICP	8		*	mg/Kg	1	5	08/21/08 3:21	ear/aeh
Copper, total (3050)	M6010B ICP	629		*	mg/Kg	1	5	08/21/08 3:21	ear/aeh
Lead, total (3050)	M6020 ICP-MS	15.90		*	mg/Kg	0.05	0.3	08/22/08 11:45	erf/rac
Manganese, total (3050)	M6010B ICP	175		*	mg/Kg	0.5	3	08/21/08 3:21	ear/aeh
Mercury, total	M7471A CVAA		U		mg/Kg	0.04	0.2	08/11/08 17:41	jws
Molybdenum, total (3050)	M6010B ICP	66		*	mg/Kg	1	5	08/21/08 3:21	ear/aeh
Nickel, total (3050)	M6010B ICP	6		*	mg/Kg	1	5	08/21/08 3:21	ear/aeh
Selenium, total (3050)	M6020 ICP-MS	0.52			mg/Kg	0.05	0.3	08/28/08 1:33	rac
Thallium, total (3050)	M6020 ICP-MS	0.28	B	*	mg/Kg	0.05	0.3	08/22/08 11:45	erf/rac
Uranium, total (3050)	M6020 ICP-MS	2.50		*	mg/Kg	0.05	0.3	08/22/08 11:45	erf/rac
Zinc, total (3050)	M6010B ICP	46		*	mg/Kg	1	5	08/21/08 3:21	ear/aeh

Soil Analysis

Parameter	EPA Method	Result	Qual	XQ	Units	MDL	PQL	Date	Analyst
Solids, Percent	CLPSOW390, PART F, D-98	95.7		*	%	0.1	0.5	08/07/08 2:15	brd

Soil Preparation

Parameter	EPA Method	Result	Qual	XQ	Units	MDL	PQL	Date	Analyst
Air Dry at 34 Degrees C	USDA No. 1, 1972			*				08/06/08 20:38	brd
Digestion - Hot Plate	M3050B ICP-MS							08/12/08 16:10	mjc/brd
Sieve-2000 um (2.0mm)	ASA No.9, 15-4.2.2			*				08/09/08 8:30	lwt/mjc

Arizona license number: AZ0102

** Please refer to Qualifier Reports for details.*

ACZ Laboratories, Inc.
2773 Downhill Drive Steamboat Springs, CO 80487 (800) 334-5493

Inorganic Analytical Results

FMI Gold & Copper - Sierrita
Project ID: OJ07R9
Sample ID: EM-K24-1-3

ACZ Sample ID: ***L70909-05***
Date Sampled: *07/31/08 13:40*
Date Received: *08/01/08*
Sample Matrix: *Soil*

Metals Analysis

Parameter	EPA Method	Result	Qual	XQ	Units	MDL	PQL	Date	Analyst
Antimony, total (3050)	M6020 ICP-MS	0.2	B	*	mg/Kg	0.2	1	08/22/08 12:04	erf/rac
Arsenic, total (3050)	M6020 ICP-MS	2.5			mg/Kg	0.3	0.5	08/28/08 1:40	rac
Barium, total (3050)	M6010B ICP	79.4		*	mg/Kg	0.3	2	08/21/08 3:25	ear/aeh
Beryllium, total (3050)	M6010B ICP	0.6	B		mg/Kg	0.2	1	08/21/08 3:25	ear/aeh
Cadmium, total (3050)	M6010B ICP		U		mg/Kg	0.5	2	08/21/08 3:25	ear/aeh
Chromium, total (3050)	M6010B ICP	8			mg/Kg	1	5	08/21/08 3:25	ear/aeh
Cobalt, total (3050)	M6010B ICP	5		*	mg/Kg	1	5	08/21/08 3:25	ear/aeh
Copper, total (3050)	M6010B ICP	530		*	mg/Kg	1	5	08/21/08 3:25	ear/aeh
Lead, total (3050)	M6020 ICP-MS	13.10		*	mg/Kg	0.05	0.3	08/22/08 12:04	erf/rac
Manganese, total (3050)	M6010B ICP	124		*	mg/Kg	0.5	3	08/21/08 3:25	ear/aeh
Mercury, total	M7471A CVAA		U		mg/Kg	0.04	0.2	08/11/08 17:43	jws
Molybdenum, total (3050)	M6010B ICP	19		*	mg/Kg	1	5	08/21/08 3:25	ear/aeh
Nickel, total (3050)	M6010B ICP	6		*	mg/Kg	1	5	08/21/08 3:25	ear/aeh
Selenium, total (3050)	M6020 ICP-MS	0.21	B		mg/Kg	0.05	0.3	08/28/08 1:40	rac
Thallium, total (3050)	M6020 ICP-MS	0.26	B	*	mg/Kg	0.05	0.3	08/22/08 12:04	erf/rac
Uranium, total (3050)	M6020 ICP-MS	3.16		*	mg/Kg	0.05	0.3	08/22/08 12:04	erf/rac
Zinc, total (3050)	M6010B ICP	47		*	mg/Kg	1	5	08/21/08 3:25	ear/aeh

Soil Analysis

Parameter	EPA Method	Result	Qual	XQ	Units	MDL	PQL	Date	Analyst
Solids, Percent	CLPSOW390, PART F, D-98	95.4		*	%	0.1	0.5	08/07/08 3:18	brd

Soil Preparation

Parameter	EPA Method	Result	Qual	XQ	Units	MDL	PQL	Date	Analyst
Air Dry at 34 Degrees C	USDA No. 1, 1972			*				08/06/08 20:44	brd
Digestion - Hot Plate	M3050B ICP-MS							08/12/08 16:33	mjc/brd
Sieve-2000 um (2.0mm)	ASA No.9, 15-4.2.2			*				08/09/08 10:20	lwt/mjc

Arizona license number: AZ0102

** Please refer to Qualifier Reports for details.*

ACZ Laboratories, Inc.
2773 Downhill Drive Steamboat Springs, CO 80487 (800) 334-5493

Inorganic Analytical Results

FMI Gold & Copper - Sierrita
Project ID: OJ07R9
Sample ID: EM-K24-5-7

ACZ Sample ID: ***L70909-06***
Date Sampled: *07/31/08 13:58*
Date Received: *08/01/08*
Sample Matrix: *Soil*

Metals Analysis

Parameter	EPA Method	Result	Qual	XQ	Units	MDL	PQL	Date	Analyst
Antimony, total (3050)	M6020 ICP-MS		U	*	mg/Kg	0.2	1	08/22/08 12:11	erf/rac
Arsenic, total (3050)	M6020 ICP-MS	2.4			mg/Kg	0.3	0.5	08/28/08 1:46	rac
Barium, total (3050)	M6010B ICP	152		*	mg/Kg	0.3	2	08/21/08 3:28	ear/aeh
Beryllium, total (3050)	M6010B ICP	0.6	B		mg/Kg	0.2	1	08/21/08 3:28	ear/aeh
Cadmium, total (3050)	M6010B ICP		U		mg/Kg	0.5	2	08/21/08 3:28	ear/aeh
Chromium, total (3050)	M6010B ICP	6			mg/Kg	1	5	08/21/08 3:28	ear/aeh
Cobalt, total (3050)	M6010B ICP	8		*	mg/Kg	1	5	08/21/08 3:28	ear/aeh
Copper, total (3050)	M6010B ICP	486		*	mg/Kg	1	5	08/21/08 3:28	ear/aeh
Lead, total (3050)	M6020 ICP-MS	12.30		*	mg/Kg	0.05	0.3	08/22/08 12:11	erf/rac
Manganese, total (3050)	M6010B ICP	241		*	mg/Kg	0.5	3	08/21/08 3:28	ear/aeh
Mercury, total	M7471A CVAA		U		mg/Kg	0.04	0.2	08/11/08 17:45	jws
Molybdenum, total (3050)	M6010B ICP	24		*	mg/Kg	1	5	08/21/08 3:28	ear/aeh
Nickel, total (3050)	M6010B ICP	7		*	mg/Kg	1	5	08/21/08 3:28	ear/aeh
Selenium, total (3050)	M6020 ICP-MS	0.27	B		mg/Kg	0.05	0.3	08/28/08 1:46	rac
Thallium, total (3050)	M6020 ICP-MS	0.25	B	*	mg/Kg	0.05	0.3	08/22/08 12:11	erf/rac
Uranium, total (3050)	M6020 ICP-MS	2.89		*	mg/Kg	0.05	0.3	08/22/08 12:11	erf/rac
Zinc, total (3050)	M6010B ICP	45		*	mg/Kg	1	5	08/21/08 3:28	ear/aeh

Soil Analysis

Parameter	EPA Method	Result	Qual	XQ	Units	MDL	PQL	Date	Analyst
Solids, Percent	CLPSOW390, PART F, D-98	94.8		*	%	0.1	0.5	08/07/08 4:22	brd

Soil Preparation

Parameter	EPA Method	Result	Qual	XQ	Units	MDL	PQL	Date	Analyst
Air Dry at 34 Degrees C	USDA No. 1, 1972			*				08/06/08 20:50	brd
Digestion - Hot Plate	M3050B ICP-MS							08/12/08 16:57	mjc/brd
Sieve-2000 um (2.0mm)	ASA No.9, 15-4.2.2			*				08/09/08 12:10	lwt/mjc

Arizona license number: AZ0102

** Please refer to Qualifier Reports for details.*

Report Header Explanations

Batch	A distinct set of samples analyzed at a specific time
Found	Value of the QC Type of interest
Limit	Upper limit for RPD, in %.
Lower	Lower Recovery Limit, in % (except for LCSS, mg/Kg)
MDL	Method Detection Limit. Same as Minimum Reporting Limit. Allows for instrument and annual fluctuations.
PCN/SCN	A number assigned to reagents/standards to trace to the manufacturer's certificate of analysis
PQL	Practical Quantitation Limit, typically 5 times the MDL.
QC	True Value of the Control Sample or the amount added to the Spike
Rec	Amount of the true value or spike added recovered, in % (except for LCSS, mg/Kg)
RPD	Relative Percent Difference, calculation used for Duplicate QC Types
Upper	Upper Recovery Limit, in % (except for LCSS, mg/Kg)
Sample	Value of the Sample of interest

QC Sample Types

AS	Analytical Spike (Post Digestion)	*LCSWD*	Laboratory Control Sample - Water Duplicate
ASD	Analytical Spike (Post Digestion) Duplicate	*LFB*	Laboratory Fortified Blank
CCB	Continuing Calibration Blank	*LFM*	Laboratory Fortified Matrix
CCV	Continuing Calivation Verification standard	*LFMD*	Laboratory Fortified Matrix Duplicate
DUP	Sample Duplicate	*LRB*	Laboratory Reagent Blank
ICB	Initial Calibration Blank	*MS*	Matrix Spike
ICV	Initial Calibration Verification standard	*MSD*	Matrix Spike Duplicate
ICSAB	Inter-element Correction Standard - A plus B solutions	*PBS*	Prep Blank - Soil
LCSS	Laboratory Control Sample - Soil	*PBW*	Prep Blank - Water
LCSSD	Laboratory Control Sample - Soil Duplicate	*PQV*	Practical Quantitation Verification standard
LCSW	Laboratory Control Sample - Water	*SDL*	Serial Dilution

QC Sample Type Explanations

Blanks	Verifies that there is no or minimal contamination in the prep method or calibration procedure.
Control Samples	Verifies the accuracy of the method, including the prep procedure.
Duplicates	Verifies the precision of the instrument and/or method.
Spikes/Fortified Matrix	Determines sample matrix interferences, if any.
Standard	Verifies the validity of the calibration.

ACZ Qualifiers (Qual)

B	Analyte concentration detected at a value between MDL and PQL.
H	Analysis exceeded method hold time. pH is a field test with an immediate hold time.
U	Analyte was analyzed for but not detected at the indicated MDL

Method References

(1) EPA 600/4-83-020. Methods for Chemical Analysis of Water and Wastes, March 1983.
(2) EPA 600/R-93-100. Methods for the Determination of Inorganic Substances in Environmental Samples, August 1993.
(3) EPA 600/R-94-111. Methods for the Determination of Metals in Environmental Samples - Supplement I, May 1994.
(5) EPA SW-846. Test Methods for Evaluating Solid Waste, Third Edition with Update III, December 1996.
(6) Standard Methods for the Examination of Water and Wastewater, 19th edition, 1995.

Comments

(1) QC results calculated from raw data. Results may vary slightly if the rounded values are used in the calculations.
(2) Soil, Sludge, and Plant matrices for Inorganic analyses are reported on a dry weight basis.
(3) Animal matrices for Inorganic analyses are reported on an "as received" basis.

FMI Gold & Copper - Sierrita ACZ Project ID: ***L70909***

Project ID: OJ07R9

Antimony, total (3050) M6020 ICP-MS

ACZ ID	Type	Analyzed	PCN/SCN	QC	Sample	Found	Units	Rec	Lower	Upper	RPD	Limit	Qual
WG250322													
WG250322ICV	ICV	08/22/08 9:13	MS080813-2	.02006		.02087	mg/L	104	90	110			
WG250322ICB	ICB	08/22/08 9:19				U	mg/L		-0.0012	0.0012			
WG249875PBS	PBS	08/22/08 11:07				U	mg/Kg		-0.6	0.6			
WG249875LCSS	LCSS	08/22/08 11:13	PCN30289	126		111.9	mg/Kg		63.3	189			
WG249875LCSSD	LCSSD	08/22/08 11:20	PCN30289	126		126.4	mg/Kg		63.3	189	12.2	20	
L70948-12MS	MS	08/22/08 13:52	MS080707-3	5.2	U	2.05	mg/Kg	39.4	75	125			M2
L70948-12MSD	MSD	08/22/08 13:59	MS080707-3	5.2	U	1.64	mg/Kg	31.5	75	125	22.22	20	M2 RD

Arsenic, total (3050) M6020 ICP-MS

ACZ ID	Type	Analyzed	PCN/SCN	QC	Sample	Found	Units	Rec	Lower	Upper	RPD	Limit	Qual
WG250714													
WG250714ICV	ICV	08/28/08 0:00	MS080813-2	.05		.05006	mg/L	100.1	90	110			
WG250714ICB	ICB	08/28/08 0:07				U	mg/L		-0.0015	0.0015			
WG249875PBS	PBS	08/28/08 0:33				U	mg/Kg		-0.9	0.9			
WG249875LCSS	LCSS	08/28/08 0:40	PCN30289	225		241.9	mg/Kg		181	270			
WG249875LCSSD	LCSSD	08/28/08 0:47	PCN30289	225		247.2	mg/Kg		181	270	2.2	20	
L70948-12MS	MS	08/28/08 3:25	MS080707-3	26	1.6	28.5	mg/Kg	103.5	75	125			
L70948-12MSD	MSD	08/28/08 3:31	MS080707-3	26	1.6	27.29	mg/Kg	98.8	75	125	4.34	20	

Barium, total (3050) M6010B ICP

ACZ ID	Type	Analyzed	PCN/SCN	QC	Sample	Found	Units	Rec	Lower	Upper	RPD	Limit	Qual
WG250314													
WG250314ICV	ICV	08/21/08 2:23	II080820-1	2		2.0038	mg/L	100.2	90	110			
WG250314ICB	ICB	08/21/08 2:27				U	mg/L		-0.009	0.009			
WG249875PBS	PBS	08/21/08 2:41				U	mg/Kg		-0.9	0.9			
WG249875LCSS	LCSS	08/21/08 2:45	PCN30289	565		605.22	mg/Kg		461	669			
WG249875LCSSD	LCSSD	08/21/08 2:48	PCN30289	565		583	mg/Kg		461	669	3.7	20	
L70909-01MS	MS	08/21/08 2:59	II080811-3	51	115	136.36	mg/Kg	41.9	75	125			M2
L70909-01MSD	MSD	08/21/08 3:03	II080811-3	51	115	139.32	mg/Kg	47.7	75	125	2.15	20	M2

Beryllium, total (3050) M6010B ICP

ACZ ID	Type	Analyzed	PCN/SCN	QC	Sample	Found	Units	Rec	Lower	Upper	RPD	Limit	Qual
WG250314													
WG250314ICV	ICV	08/21/08 2:23	II080820-1	2		1.9896	mg/L	99.5	90	110			
WG250314ICB	ICB	08/21/08 2:27				U	mg/L		-0.006	0.006			
WG249875PBS	PBS	08/21/08 2:41				U	mg/Kg		-0.6	0.6			
WG249875LCSS	LCSS	08/21/08 2:45	PCN30289	162		178.76	mg/Kg		134	190			
WG249875LCSSD	LCSSD	08/21/08 2:48	PCN30289	162		170.93	mg/Kg		134	190	4.5	20	
L70909-01MS	MS	08/21/08 2:59	II080811-3	51	.5	50.55	mg/Kg	98.1	75	125			
L70909-01MSD	MSD	08/21/08 3:03	II080811-3	51	.5	50.16	mg/Kg	97.4	75	125	0.77	20	

FMI Gold & Copper - Sierrita ACZ Project ID: ***L70909***

Project ID: OJ07R9

Cadmium, total (3050) M6010B ICP

ACZ ID	Type	Analyzed	PCN/SCN	QC	Sample	Found	Units	Rec	Lower	Upper	RPD	Limit	Qual
WG250314													
WG250314ICV	ICV	08/21/08 2:23	II080820-1	2		2.0013	mg/L	100.1	90	110			
WG250314ICB	ICB	08/21/08 2:27				U	mg/L		-0.015	0.015			
WG249875PBS	PBS	08/21/08 2:41				U	mg/Kg		-1.5	1.5			
WG249875LCSS	LCSS	08/21/08 2:45	PCN30289	69.1		73.58	mg/Kg		58.1	80.1			
WG249875LCSSD	LCSSD	08/21/08 2:48	PCN30289	69.1		69.32	mg/Kg		58.1	80.1	6	20	
L70909-01MS	MS	08/21/08 2:59	II080811-3	51	1.6	48.52	mg/Kg	92	75	125			
L70909-01MSD	MSD	08/21/08 3:03	II080811-3	51	1.6	48.14	mg/Kg	91.3	75	125	0.79	20	

Chromium, total (3050) M6010B ICP

ACZ ID	Type	Analyzed	PCN/SCN	QC	Sample	Found	Units	Rec	Lower	Upper	RPD	Limit	Qual
WG250314													
WG250314ICV	ICV	08/21/08 2:23	II080820-1	2		1.983	mg/L	99.2	90	110			
WG250314ICB	ICB	08/21/08 2:27				U	mg/L		-0.03	0.03			
WG249875PBS	PBS	08/21/08 2:41				U	mg/Kg		-3	3			
WG249875LCSS	LCSS	08/21/08 2:45	PCN30289	124		132.3	mg/Kg		101	147			
WG249875LCSSD	LCSSD	08/21/08 2:48	PCN30289	124		125.1	mg/Kg		101	147	5.6	20	
L70909-01MS	MS	08/21/08 2:59	II080811-3	51	8	60.3	mg/Kg	102.5	75	125			
L70909-01MSD	MSD	08/21/08 3:03	II080811-3	51	8	55.9	mg/Kg	93.9	75	125	7.57	20	

Cobalt, total (3050) M6010B ICP

ACZ ID	Type	Analyzed	PCN/SCN	QC	Sample	Found	Units	Rec	Lower	Upper	RPD	Limit	Qual
WG250314													
WG250314ICV	ICV	08/21/08 2:23	II080820-1	2.002		2.02	mg/L	100.9	90	110			
WG250314ICB	ICB	08/21/08 2:27				U	mg/L		-0.03	0.03			
WG249875PBS	PBS	08/21/08 2:41				1	mg/Kg		-3	3			
WG249875LCSS	LCSS	08/21/08 2:45	PCN30289	115		123.9	mg/Kg		95.6	135			
WG249875LCSSD	LCSSD	08/21/08 2:48	PCN30289	115		118.5	mg/Kg		95.6	135	4.5	20	
L70909-01MS	MS	08/21/08 2:59	II080811-3	51	10	57	mg/Kg	92.2	75	125			
L70909-01MSD	MSD	08/21/08 3:03	II080811-3	51	10	56.1	mg/Kg	90.4	75	125	1.59	20	

Copper, total (3050) M6010B ICP

ACZ ID	Type	Analyzed	PCN/SCN	QC	Sample	Found	Units	Rec	Lower	Upper	RPD	Limit	Qual
WG250314													
WG250314ICV	ICV	08/21/08 2:23	II080820-1	2		1.974	mg/L	98.7	90	110			
WG250314ICB	ICB	08/21/08 2:27				U	mg/L		-0.03	0.03			
WG249875PBS	PBS	08/21/08 2:41				U	mg/Kg		-3	3			
WG249875LCSS	LCSS	08/21/08 2:45	PCN30289	66.7		71	mg/Kg		53.9	79.5			
WG249875LCSSD	LCSSD	08/21/08 2:48	PCN30289	66.7		69.9	mg/Kg		53.9	79.5	1.6	20	
L70909-01MS	MS	08/21/08 2:59	II080811-3	51	10000	10818.1	mg/Kg	1604.1	75	125			M3
L70909-01MSD	MSD	08/21/08 3:03	II080811-3	51	10000	10840.9	mg/Kg	1648.8	75	125	0.21	20	M3

FMI Gold & Copper - Sierrita
Project ID: OJ07R9

ACZ Project ID: ***L70909***

Lead, total (3050) M6020 ICP-MS

ACZ ID	Type	Analyzed	PCN/SCN	QC	Sample	Found	Units	Rec	Lower	Upper	RPD	Limit	Qual
WG250322													
WG250322ICV	ICV	08/22/08 9:13	MS080813-2	.05		.05133	mg/L	102.7	90	110			
WG250322ICB	ICB	08/22/08 9:19				U	mg/L		-0.0003	0.0003			
WG249875PBS	PBS	08/22/08 11:07				.064	mg/Kg		-0.15	0.15			
WG249875LCSS	LCSS	08/22/08 11:13	PCN30289	223		239.65	mg/Kg		183	264			
WG249875LCSSD	LCSSD	08/22/08 11:20	PCN30289	223		233.9	mg/Kg		183	264	2.4	20	
L70948-12MS	MS	08/22/08 13:52	MS080707-3	26	37.3	68.744	mg/Kg	120.9	75	125			
L70948-12MSD	MSD	08/22/08 13:59	MS080707-3	26	37.3	55.172	mg/Kg	68.7	75	125	21.91	20	M2 RD

Manganese, total (3050) M6010B ICP

ACZ ID	Type	Analyzed	PCN/SCN	QC	Sample	Found	Units	Rec	Lower	Upper	RPD	Limit	Qual
WG250314													
WG250314ICV	ICV	08/21/08 2:23	II080820-1	2		1.9979	mg/L	99.9	90	110			
WG250314ICB	ICB	08/21/08 2:27				U	mg/L		-0.015	0.015			
WG249875PBS	PBS	08/21/08 2:41				U	mg/Kg		-1.5	1.5			
WG249875LCSS	LCSS	08/21/08 2:45	PCN30289	368		393.41	mg/Kg		304	433			
WG249875LCSSD	LCSSD	08/21/08 2:48	PCN30289	368		390.4	mg/Kg		304	433	0.8	20	
L70909-01MS	MS	08/21/08 2:59	II080811-3	51	294	292.99	mg/Kg	-2	75	125			M3
L70909-01MSD	MSD	08/21/08 3:03	II080811-3	51	294	360.33	mg/Kg	130.1	75	125	20.61	20	M3 RD

Mercury, total M7471A CVAA

ACZ ID	Type	Analyzed	PCN/SCN	QC	Sample	Found	Units	Rec	Lower	Upper	RPD	Limit	Qual
WG249682													
WG249682ICV	ICV	08/11/08 14:16	II080721-4	.01002		.00965	mg/L	96.3	90	110			
WG249682ICB	ICB	08/11/08 14:18				U	mg/L		-0.0006	0.0006			
WG249685													
WG249685PBS	PBS	08/11/08 17:04				U	mg/Kg		-0.12	0.12			
WG249685LCSS	LCSS	08/11/08 17:07	PCN28813	5.8		5.57	mg/Kg		3.83	7.69			
WG249685LCSSD	LCSSD	08/11/08 17:09	PCN28813	5.8		6.02	mg/Kg		3.83	7.69	7.8	20	
L70874-01MS	MS	08/11/08 17:14	II080807-2	.96	.15	1.067	mg/Kg	95.5	85	115			
L70874-01MSD	MSD	08/11/08 17:16	II080807-2	.975	.15	1.101	mg/Kg	97.5	85	115	3.14	20	

Molybdenum, total (3050) M6010B ICP

ACZ ID	Type	Analyzed	PCN/SCN	QC	Sample	Found	Units	Rec	Lower	Upper	RPD	Limit	Qual
WG250314													
WG250314ICV	ICV	08/21/08 2:23	II080820-1	2		2.01	mg/L	100.5	90	110			
WG250314ICB	ICB	08/21/08 2:27				U	mg/L		-0.03	0.03			
WG249875PBS	PBS	08/21/08 2:41				U	mg/Kg		-3	3			
WG249875LCSS	LCSS	08/21/08 2:45	PCN30289	107		119.4	mg/Kg		83.8	130			
WG249875LCSSD	LCSSD	08/21/08 2:48	PCN30289	107		116.5	mg/Kg		83.8	130	2.5	20	
L70909-01MS	MS	08/21/08 2:59	II080811-3	51	821	773.4	mg/Kg	-93.3	75	125			M3
L70909-01MSD	MSD	08/21/08 3:03	II080811-3	51	821	886.1	mg/Kg	127.6	75	125	13.58	20	M3

FMI Gold & Copper - Sierrita
Project ID: OJ07R9

ACZ Project ID: ***L70909***

Nickel, total (3050) M6010B ICP

ACZ ID	Type	Analyzed	PCN/SCN	QC	Sample	Found	Units	Rec	Lower	Upper	RPD	Limit	Qual
WG250314													
WG250314ICV	ICV	08/21/08 2:23	II080820-1	2.004		1.967	mg/L	98.2	90	110			
WG250314ICB	ICB	08/21/08 2:27				U	mg/L		-0.03	0.03			
WG249875PBS	PBS	08/21/08 2:41				U	mg/Kg		-3	3			
WG249875LCSS	LCSS	08/21/08 2:45	PCN30289	172		186.3	mg/Kg		140	204			
WG249875LCSSD	LCSSD	08/21/08 2:48	PCN30289	172		175.2	mg/Kg		140	204	6.1	20	
L70909-01MS	MS	08/21/08 2:59	II080811-3	50.847	7	53.6	mg/Kg	91.6	75	125			
L70909-01MSD	MSD	08/21/08 3:03	II080811-3	50.847	7	52.9	mg/Kg	90.3	75	125	1.31	20	

Selenium, total (3050) M6020 ICP-MS

ACZ ID	Type	Analyzed	PCN/SCN	QC	Sample	Found	Units	Rec	Lower	Upper	RPD	Limit	Qual
WG250714													
WG250714ICV	ICV	08/28/08 0:00	MS080813-2	.05		.04957	mg/L	99.1	90	110			
WG250714ICB	ICB	08/28/08 0:07				U	mg/L		-0.0003	0.0003			
WG249875PBS	PBS	08/28/08 0:33				U	mg/Kg		-0.15	0.15			
WG249875LCSS	LCSS	08/28/08 0:40	PCN30289	147		161.75	mg/Kg		114	180			
WG249875LCSSD	LCSSD	08/28/08 0:47	PCN30289	147		162.35	mg/Kg		114	180	0.4	20	
L70948-12MS	MS	08/28/08 3:25	MS080707-3	13	.07	12.615	mg/Kg	96.5	75	125			
L70948-12MSD	MSD	08/28/08 3:31	MS080707-3	13	.07	12.236	mg/Kg	93.6	75	125	3.05	20	

Solids, Percent CLPSOW390, PART F, D-98

ACZ ID	Type	Analyzed	PCN/SCN	QC	Sample	Found	Units	Rec	Lower	Upper	RPD	Limit	Qual
WG249559													
WG249559PBS	PBS	08/06/08 21:00				U	%		99.9	100.1			
L70909-01DUP	DUP	08/06/08 23:06			92.7	92.9	%				0.2	20	

Thallium, total (3050) M6020 ICP-MS

ACZ ID	Type	Analyzed	PCN/SCN	QC	Sample	Found	Units	Rec	Lower	Upper	RPD	Limit	Qual
WG250322													
WG250322ICV	ICV	08/22/08 9:13	MS080813-2	.05		.05407	mg/L	108.1	90	110			
WG250322ICB	ICB	08/22/08 9:19				U	mg/L		-0.0003	0.0003			
L70949-13MS	MS	08/22/08 10:54	MS10XSOIL	25.5	.4	26.47	mg/Kg	102.2	75	125			
L70949-13MSD	MSD	08/22/08 11:01	MS10XSOIL	25.5	.4	27.24	mg/Kg	105.3	75	125	2.87	20	
WG249875PBS	PBS	08/22/08 11:07				.133	mg/Kg		-0.15	0.15			
WG249875LCSS	LCSS	08/22/08 11:13	PCN30289	173		185.6	mg/Kg		140	205			
WG249875LCSSD	LCSSD	08/22/08 11:20	PCN30289	173		175.9	mg/Kg		140	205	5.4	20	
L70948-12MS	MS	08/22/08 13:52	MS080707-3	26.052	.22	27.019	mg/Kg	102.9	75	125			
L70948-12MSD	MSD	08/22/08 13:59	MS080707-3	26.052	.22	26.109	mg/Kg	99.4	75	125	3.43	20	

Uranium, total (3050) M6020 ICP-MS

ACZ ID	Type	Analyzed	PCN/SCN	QC	Sample	Found	Units	Rec	Lower	Upper	RPD	Limit	Qual
WG250322													
WG250322ICV	ICV	08/22/08 9:13	MS080813-2	.05		.05198	mg/L	104	90	110			
WG250322ICB	ICB	08/22/08 9:19				U	mg/L		-0.0003	0.0003			
WG249875PBS	PBS	08/22/08 11:07				U	mg/Kg		-0.15	0.15			
L70948-12MS	MS	08/22/08 13:52	MS080707-3	13	9.38	24.58	mg/Kg	116.9	75	125			
L70948-12MSD	MSD	08/22/08 13:59	MS080707-3	13	9.38	24.289	mg/Kg	114.7	75	125	1.19	20	

FMI Gold & Copper - Sierrita
Project ID: OJ07R9

ACZ Project ID: ***L70909***

Zinc, total (3050) M6010B ICP

ACZ ID	Type	Analyzed	PCN/SCN	QC	Sample	Found	Units	Rec	Lower	Upper	RPD	Limit	Qual
WG250314													
WG250314ICV	ICV	08/21/08 2:23	II080820-1	2		2.015	mg/L	100.8	90	110			
WG250314ICB	ICB	08/21/08 2:27				U	mg/L		-0.03	0.03			
WG249875PBS	PBS	08/21/08 2:41				U	mg/Kg		-3	3			
WG249875LCSS	LCSS	08/21/08 2:45	PCN30289	349		370	mg/Kg		280	418			
WG249875LCSSD	LCSSD	08/21/08 2:48	PCN30289	349		355.8	mg/Kg		280	418	3.9	20	
L70909-01MS	MS	08/21/08 2:59	II080811-3	51	293	327.6	mg/Kg	67.8	75	125			M3
L70909-01MSD	MSD	08/21/08 3:03	II080811-3	51	293	347.7	mg/Kg	107.3	75	125	5.95	20	

FMI Gold & Copper - Sierrita ACZ Project ID: ***L70909***

ACZ ID	WORKNUM	PARAMETER	METHOD	QUAL	DESCRIPTION
L70909-01	WG250322	Antimony, total (3050)	M6020 ICP-MS	M2	Matrix spike recovery was low, the recovery of the associated control sample (LCS or LFB) was acceptable.
			M6020 ICP-MS	RD	For a solid matrix, the duplicate RPD (spike or matrix) exceeded the control limit, which is attributable to the non-homogeneity of the sample.
	WG250314	Barium, total (3050)	M6010B ICP	M2	Matrix spike recovery was low, the recovery of the associated control sample (LCS or LFB) was acceptable.
		Cobalt, total (3050)	M6010B ICP	ZG	The ICP Serial Dilution was not used for data validation because the sample concentration was less than 50 times the MDL.
		Copper, total (3050)	M6010B ICP	M3	The spike recovery value is unusable since the analyte concentration in the sample is disproportionate to the spike level. The recovery of the associated control sample (LCS or LFB) was acceptable.
	WG250322	Lead, total (3050)	M6020 ICP-MS	M2	Matrix spike recovery was low, the recovery of the associated control sample (LCS or LFB) was acceptable.
			M6020 ICP-MS	N1	See Case Narrative.
			M6020 ICP-MS	RD	For a solid matrix, the duplicate RPD (spike or matrix) exceeded the control limit, which is attributable to the non-homogeneity of the sample.
	WG250314	Manganese, total (3050)	M6010B ICP	M3	The spike recovery value is unusable since the analyte concentration in the sample is disproportionate to the spike level. The recovery of the associated control sample (LCS or LFB) was acceptable.
			M6010B ICP	RD	For a solid matrix, the duplicate RPD (spike or matrix) exceeded the control limit, which is attributable to the non-homogeneity of the sample.
		Molybdenum, total (3050)	M6010B ICP	M3	The spike recovery value is unusable since the analyte concentration in the sample is disproportionate to the spike level. The recovery of the associated control sample (LCS or LFB) was acceptable.
		Nickel, total (3050)	M6010B ICP	ZG	The ICP Serial Dilution was not used for data validation because the sample concentration was less than 50 times the MDL.
	WG250322	Thallium, total (3050)	M6020 ICP-MS	ZB	The ICP-MS Serial Dilution was not used for data validation because the sample concentration was less than 100 times the MDL.
	WG250314	Zinc, total (3050)	M6010B ICP	M3	The spike recovery value is unusable since the analyte concentration in the sample is disproportionate to the spike level. The recovery of the associated control sample (LCS or LFB) was acceptable.

FMI Gold & Copper - Sierrita ACZ Project ID: ***L70909***

ACZ ID	WORKNUM	PARAMETER	METHOD	QUAL	DESCRIPTION
L70909-02	WG250322	Antimony, total (3050)	M6020 ICP-MS	M2	Matrix spike recovery was low, the recovery of the associated control sample (LCS or LFB) was acceptable.
			M6020 ICP-MS	RD	For a solid matrix, the duplicate RPD (spike or matrix) exceeded the control limit, which is attributable to the non-homogeneity of the sample.
	WG250314	Barium, total (3050)	M6010B ICP	M2	Matrix spike recovery was low, the recovery of the associated control sample (LCS or LFB) was acceptable.
		Cobalt, total (3050)	M6010B ICP	ZG	The ICP Serial Dilution was not used for data validation because the sample concentration was less than 50 times the MDL.
		Copper, total (3050)	M6010B ICP	M3	The spike recovery value is unusable since the analyte concentration in the sample is disproportionate to the spike level. The recovery of the associated control sample (LCS or LFB) was acceptable.
	WG250322	Lead, total (3050)	M6020 ICP-MS	M2	Matrix spike recovery was low, the recovery of the associated control sample (LCS or LFB) was acceptable.
			M6020 ICP-MS	N1	See Case Narrative.
			M6020 ICP-MS	RD	For a solid matrix, the duplicate RPD (spike or matrix) exceeded the control limit, which is attributable to the non-homogeneity of the sample.
	WG250314	Manganese, total (3050)	M6010B ICP	M3	The spike recovery value is unusable since the analyte concentration in the sample is disproportionate to the spike level. The recovery of the associated control sample (LCS or LFB) was acceptable.
			M6010B ICP	RD	For a solid matrix, the duplicate RPD (spike or matrix) exceeded the control limit, which is attributable to the non-homogeneity of the sample.
		Molybdenum, total (3050)	M6010B ICP	M3	The spike recovery value is unusable since the analyte concentration in the sample is disproportionate to the spike level. The recovery of the associated control sample (LCS or LFB) was acceptable.
		Nickel, total (3050)	M6010B ICP	ZG	The ICP Serial Dilution was not used for data validation because the sample concentration was less than 50 times the MDL.
	WG250322	Thallium, total (3050)	M6020 ICP-MS	ZB	The ICP-MS Serial Dilution was not used for data validation because the sample concentration was less than 100 times the MDL.
	WG250314	Zinc, total (3050)	M6010B ICP	M3	The spike recovery value is unusable since the analyte concentration in the sample is disproportionate to the spike level. The recovery of the associated control sample (LCS or LFB) was acceptable.

FMI Gold & Copper - Sierrita ACZ Project ID: ***L70909***

ACZ ID	WORKNUM	PARAMETER	METHOD	QUAL	DESCRIPTION
L70909-03	WG250322	Antimony, total (3050)	M6020 ICP-MS	M2	Matrix spike recovery was low, the recovery of the associated control sample (LCS or LFB) was acceptable.
			M6020 ICP-MS	RD	For a solid matrix, the duplicate RPD (spike or matrix) exceeded the control limit, which is attributable to the non-homogeneity of the sample.
	WG250314	Barium, total (3050)	M6010B ICP	M2	Matrix spike recovery was low, the recovery of the associated control sample (LCS or LFB) was acceptable.
		Cobalt, total (3050)	M6010B ICP	ZG	The ICP Serial Dilution was not used for data validation because the sample concentration was less than 50 times the MDL.
		Copper, total (3050)	M6010B ICP	M3	The spike recovery value is unusable since the analyte concentration in the sample is disproportionate to the spike level. The recovery of the associated control sample (LCS or LFB) was acceptable.
	WG250322	Lead, total (3050)	M6020 ICP-MS	M2	Matrix spike recovery was low, the recovery of the associated control sample (LCS or LFB) was acceptable.
			M6020 ICP-MS	N1	See Case Narrative.
			M6020 ICP-MS	RD	For a solid matrix, the duplicate RPD (spike or matrix) exceeded the control limit, which is attributable to the non-homogeneity of the sample.
	WG250314	Manganese, total (3050)	M6010B ICP	M3	The spike recovery value is unusable since the analyte concentration in the sample is disproportionate to the spike level. The recovery of the associated control sample (LCS or LFB) was acceptable.
			M6010B ICP	RD	For a solid matrix, the duplicate RPD (spike or matrix) exceeded the control limit, which is attributable to the non-homogeneity of the sample.
		Molybdenum, total (3050)	M6010B ICP	M3	The spike recovery value is unusable since the analyte concentration in the sample is disproportionate to the spike level. The recovery of the associated control sample (LCS or LFB) was acceptable.
		Nickel, total (3050)	M6010B ICP	ZG	The ICP Serial Dilution was not used for data validation because the sample concentration was less than 50 times the MDL.
	WG250322	Thallium, total (3050)	M6020 ICP-MS	ZB	The ICP-MS Serial Dilution was not used for data validation because the sample concentration was less than 100 times the MDL.
	WG250314	Zinc, total (3050)	M6010B ICP	M3	The spike recovery value is unusable since the analyte concentration in the sample is disproportionate to the spike level. The recovery of the associated control sample (LCS or LFB) was acceptable.

FMI Gold & Copper - Sierrita ACZ Project ID: ***L70909***

ACZ ID	WORKNUM	PARAMETER	METHOD	QUAL	DESCRIPTION
L70909-04	WG250322	Antimony, total (3050)	M6020 ICP-MS	M2	Matrix spike recovery was low, the recovery of the associated control sample (LCS or LFB) was acceptable.
			M6020 ICP-MS	RD	For a solid matrix, the duplicate RPD (spike or matrix) exceeded the control limit, which is attributable to the non-homogeneity of the sample.
	WG250314	Barium, total (3050)	M6010B ICP	M2	Matrix spike recovery was low, the recovery of the associated control sample (LCS or LFB) was acceptable.
		Cobalt, total (3050)	M6010B ICP	ZG	The ICP Serial Dilution was not used for data validation because the sample concentration was less than 50 times the MDL.
		Copper, total (3050)	M6010B ICP	M3	The spike recovery value is unusable since the analyte concentration in the sample is disproportionate to the spike level. The recovery of the associated control sample (LCS or LFB) was acceptable.
	WG250322	Lead, total (3050)	M6020 ICP-MS	M2	Matrix spike recovery was low, the recovery of the associated control sample (LCS or LFB) was acceptable.
			M6020 ICP-MS	N1	See Case Narrative.
			M6020 ICP-MS	RD	For a solid matrix, the duplicate RPD (spike or matrix) exceeded the control limit, which is attributable to the non-homogeneity of the sample.
	WG250314	Manganese, total (3050)	M6010B ICP	M3	The spike recovery value is unusable since the analyte concentration in the sample is disproportionate to the spike level. The recovery of the associated control sample (LCS or LFB) was acceptable.
			M6010B ICP	RD	For a solid matrix, the duplicate RPD (spike or matrix) exceeded the control limit, which is attributable to the non-homogeneity of the sample.
		Molybdenum, total (3050)	M6010B ICP	M3	The spike recovery value is unusable since the analyte concentration in the sample is disproportionate to the spike level. The recovery of the associated control sample (LCS or LFB) was acceptable.
		Nickel, total (3050)	M6010B ICP	ZG	The ICP Serial Dilution was not used for data validation because the sample concentration was less than 50 times the MDL.
	WG250322	Thallium, total (3050)	M6020 ICP-MS	ZB	The ICP-MS Serial Dilution was not used for data validation because the sample concentration was less than 100 times the MDL.
	WG250314	Zinc, total (3050)	M6010B ICP	M3	The spike recovery value is unusable since the analyte concentration in the sample is disproportionate to the spike level. The recovery of the associated control sample (LCS or LFB) was acceptable.

FMI Gold & Copper - Sierrita ACZ Project ID: ***L70909***

ACZ ID	WORKNUM	PARAMETER	METHOD	QUAL	DESCRIPTION
L70909-05	WG250322	Antimony, total (3050)	M6020 ICP-MS	M2	Matrix spike recovery was low, the recovery of the associated control sample (LCS or LFB) was acceptable.
			M6020 ICP-MS	RD	For a solid matrix, the duplicate RPD (spike or matrix) exceeded the control limit, which is attributable to the non-homogeneity of the sample.
	WG250314	Barium, total (3050)	M6010B ICP	M2	Matrix spike recovery was low, the recovery of the associated control sample (LCS or LFB) was acceptable.
		Cobalt, total (3050)	M6010B ICP	ZG	The ICP Serial Dilution was not used for data validation because the sample concentration was less than 50 times the MDL.
		Copper, total (3050)	M6010B ICP	M3	The spike recovery value is unusable since the analyte concentration in the sample is disproportionate to the spike level. The recovery of the associated control sample (LCS or LFB) was acceptable.
	WG250322	Lead, total (3050)	M6020 ICP-MS	M2	Matrix spike recovery was low, the recovery of the associated control sample (LCS or LFB) was acceptable.
			M6020 ICP-MS	N1	See Case Narrative.
			M6020 ICP-MS	RD	For a solid matrix, the duplicate RPD (spike or matrix) exceeded the control limit, which is attributable to the non-homogeneity of the sample.
	WG250314	Manganese, total (3050)	M6010B ICP	M3	The spike recovery value is unusable since the analyte concentration in the sample is disproportionate to the spike level. The recovery of the associated control sample (LCS or LFB) was acceptable.
			M6010B ICP	RD	For a solid matrix, the duplicate RPD (spike or matrix) exceeded the control limit, which is attributable to the non-homogeneity of the sample.
		Molybdenum, total (3050)	M6010B ICP	M3	The spike recovery value is unusable since the analyte concentration in the sample is disproportionate to the spike level. The recovery of the associated control sample (LCS or LFB) was acceptable.
		Nickel, total (3050)	M6010B ICP	ZG	The ICP Serial Dilution was not used for data validation because the sample concentration was less than 50 times the MDL.
	WG250322	Thallium, total (3050)	M6020 ICP-MS	ZB	The ICP-MS Serial Dilution was not used for data validation because the sample concentration was less than 100 times the MDL.
	WG250314	Zinc, total (3050)	M6010B ICP	M3	The spike recovery value is unusable since the analyte concentration in the sample is disproportionate to the spike level. The recovery of the associated control sample (LCS or LFB) was acceptable.

FMI Gold & Copper - Sierrita ACZ Project ID: ***L70909***

ACZ ID	WORKNUM	PARAMETER	METHOD	QUAL	DESCRIPTION
L70909-06	WG250322	Antimony, total (3050)	M6020 ICP-MS	M2	Matrix spike recovery was low, the recovery of the associated control sample (LCS or LFB) was acceptable.
			M6020 ICP-MS	RD	For a solid matrix, the duplicate RPD (spike or matrix) exceeded the control limit, which is attributable to the non-homogeneity of the sample.
	WG250314	Barium, total (3050)	M6010B ICP	M2	Matrix spike recovery was low, the recovery of the associated control sample (LCS or LFB) was acceptable.
		Cobalt, total (3050)	M6010B ICP	ZG	The ICP Serial Dilution was not used for data validation because the sample concentration was less than 50 times the MDL.
		Copper, total (3050)	M6010B ICP	M3	The spike recovery value is unusable since the analyte concentration in the sample is disproportionate to the spike level. The recovery of the associated control sample (LCS or LFB) was acceptable.
	WG250322	Lead, total (3050)	M6020 ICP-MS	M2	Matrix spike recovery was low, the recovery of the associated control sample (LCS or LFB) was acceptable.
			M6020 ICP-MS	N1	See Case Narrative.
			M6020 ICP-MS	RD	For a solid matrix, the duplicate RPD (spike or matrix) exceeded the control limit, which is attributable to the non-homogeneity of the sample.
	WG250314	Manganese, total (3050)	M6010B ICP	M3	The spike recovery value is unusable since the analyte concentration in the sample is disproportionate to the spike level. The recovery of the associated control sample (LCS or LFB) was acceptable.
			M6010B ICP	RD	For a solid matrix, the duplicate RPD (spike or matrix) exceeded the control limit, which is attributable to the non-homogeneity of the sample.
		Molybdenum, total (3050)	M6010B ICP	M3	The spike recovery value is unusable since the analyte concentration in the sample is disproportionate to the spike level. The recovery of the associated control sample (LCS or LFB) was acceptable.
		Nickel, total (3050)	M6010B ICP	ZG	The ICP Serial Dilution was not used for data validation because the sample concentration was less than 50 times the MDL.
	WG250322	Thallium, total (3050)	M6020 ICP-MS	ZB	The ICP-MS Serial Dilution was not used for data validation because the sample concentration was less than 100 times the MDL.
	WG250314	Zinc, total (3050)	M6010B ICP	M3	The spike recovery value is unusable since the analyte concentration in the sample is disproportionate to the spike level. The recovery of the associated control sample (LCS or LFB) was acceptable.

Metals Analysis

The following parameters are not offered for certification or are not covered by NELAC certificate #ACZ.

Uranium, total (3050)	M6020 ICP-MS

Soil Analysis

The following parameters are not offered for certification or are not covered by NELAC certificate #ACZ.

Solids, Percent	CLPSOW390, PART F, D-98

ACZ Laboratories, Inc.
2773 Downhill Drive Steamboat Springs, CO 80487 (800) 334-5493

Sample Receipt

FMI Gold & Copper - Sierrita
OJ07R9

ACZ Project ID: L70909
Date Received: 8/1/2008
Received By:
Date Printed: 8/1/2008

Receipt Verification

	YES	NO	NA
1) Does this project require special handling procedures such as CLP protocol?			X
2) Are the custody seals on the cooler intact?	X		
3) Are the custody seals on the sample containers intact?			X
4) Is there a Chain of Custody or other directive shipping papers present?	X		
5) Is the Chain of Custody complete?	X		
6) Is the Chain of Custody in agreement with the samples received?	X		
7) Is there enough sample for all requested analyses?	X		
8) Are all samples within holding times for requested analyses?	X		
9) Were all sample containers received intact?	X		
10) Are the temperature blanks present?			X
11) Are the trip blanks (VOA and/or Cyanide) present?			X
12) Are samples requiring no headspace, headspace free?			X
13) Do the samples that require a Foreign Soils Permit have one?			X

Exceptions: If you answered no to any of the above questions, please describe

N/A

Contact (For any discrepancies, the client must be contacted)

N/A

Shipping Containers

Cooler Id	Temp (°C)	Rad (µR/hr)
2971	4.1	14

Client must contact ACZ Project Manager if analysis should not proceed for samples received outside of thermal preservation acceptance criteria.

Notes

ACZ Laboratories, Inc.
2773 Downhill Drive Steamboat Springs, CO 80487 (800) 334-5493

Sample Receipt

FMI Gold & Copper - Sierrita
OJ07R9

ACZ Project ID: L70909
Date Received: 8/1/2008
Received By:

Sample Container Preservation

SAMPLE	CLIENT ID	R < 2	G < 2	BK < 2	Y< 2	YG< 2	B< 2	O < 2	T >12	N/A	RAD	ID
L70909-01	EM-H22-0-1									X		
L70909-02	EM-H22-1-3									X		
L70909-03	EM-H22-5-7									X		
L70909-04	EM-K24-0-1									X		
L70909-05	EM-K24-1-3									X		
L70909-06	EM-K24-5-7									X		

Sample Container Preservation Legend

Abbreviation	Description	Container Type	Preservative/Limits
R	Raw/Nitric	RED	pH must be < 2
B	Filtered/Sulfuric	BLUE	pH must be < 2
BK	Filtered/Nitric	BLACK	pH must be < 2
G	Filtered/Nitric	GREEN	pH must be < 2
O	Raw/Sulfuric	ORANGE	pH must be < 2
P	Raw/NaOH	PURPLE	pH must be > 12 *
T	Raw/NaOH _Zinc Acetate	TAN	pH must be > 12
Y	Raw/Sulfuric	YELLOW	pH must be < 2
YG	Raw/Sulfuric	YELLOW GLASS	pH must be < 2
N/A	No preservative needed	Not applicable	
RAD	Gamma/Beta dose rate	Not applicable	must be < 250 µR/hr

* pH check performed by analyst prior to sample preparation

Sample IDs Reviewed By: _____

ACZ Laboratories, Inc. L70909

2773 Downhill Drive Steamboat Springs, CO 80487 (800) 334-5493

CHAIN of CUSTODY

Report to:

Name: Ned Hall
Company: FMI-Sierrita
E-mail: Ned_Hall@FMI.com
Address: 6200 W. Duval Mine Rd, Mine P.O. Box 527 Green Valley, AZ
Telephone: (520) 648-8857

Copy of Report to:

Name:
Company:
E-mail: Steven-Vaughn@ursscorp.com
Telephone: Rick-Smith ursscorp.com

Invoice to:

Name: Ned Hall
Company: FMI-Sierrita
E-mail: Ned-Hall@FMI.com
Address: 6200 W. Duval Mine Rd. P.O. Box 527 Green Valley, AZ
Telephone: (520) 648-8857

If sample(s) received past holding time (HT), or if insufficient HT remains to complete analysis before expiration, shall ACZ proceed with requested short HT analyses? YES [ ] NO [ ]
If "NO" then ACZ will contact client for further instruction. If neither "YES" nor "NO" is indicated, ACZ will proceed with the requested analyses, even if HT is expired, and data will be qualified.

PROJECT INFORMATION

Quote #:
Project/PO #: OJ07R9
Reporting state for compliance testing:
Sampler's Name: Armando Jimenez
Are any samples NRC licensable material?

ANALYSES REQUESTED *(attach list or use quote number)*

SAMPLE IDENTIFICATION	DATE:TIME		Matrix	# of Containers	See Attached Quote 7/8/2008							
EM-H22-0-1	7-30-08	937	SO	1	1							
EM-H22-1-3	7-30-08	937		1	1							
EM-H22-5-7	7-31-08	1155		1	1							
~~EM-H24-0-1~~	~~7-31-08~~	~~1340~~										
~~EM-H24-1-3~~	~~7-31-08~~	~~1340~~										
EM-K24-0-1	7-31-08	1340		1	1							
EM-K24-1-3	7-31-08	1340		1	1							
EM-K24-5-7	7-31-08	1358		1	1							

Matrix: SW (Surface Water) · GW (Ground Water) · WW (Waste Water) · DW (Drinking Water) · SL (Sludge) · SO (Soil) · OL (Oil) · Other

REMARKS/ SAMPLE DISCLOSURES

UPS # 1Z 810 130 84 6008 7117

PAGE 1 of 1

Please refer to ACZ's terms & conditions located on the reverse side of this COC.

RELINQUISHED BY:	DATE:TIME	RECEIVED BY:	DATE:TIME
Armando Jimenez	7-31-08 1425	UPS	
		MSS	8-1-08 10:03

FRMAD050.03.05.02 White - Return with sample. Yellow - Retain for your records.

ACZ Laboratories, Inc.

2773 Downhill Drive Steamboat Springs, CO 80487 (800) 334-5493

Analytical Quote

Accounts Payable
FMI Gold & Copper - Sierrita
P.O. Box 2671
Phoenix, AZ 85002-2671

7/8/2008

Quote Number: SOIL-GPL

Matrix: Soil — Sierrita Soil Sampling Program

Parameter	Method	Detection Limit	Cost/Sample
Metals Analysis			
Antimony, total (3050)	M6020 ICP-MS	0.04 mg/Kg	$13.50
Arsenic, total (3050)	M6020 ICP-MS	0.05 mg/Kg	$13.50
Barium, total (3050)	M6010B ICP	0.3 mg/Kg	$6.75
Beryllium, total (3050)	M6010B ICP	0.2 mg/Kg	$6.75
Cadmium, total (3050)	M6010B ICP	0.5 mg/Kg	$6.75
Chromium, total (3050)	M6010B ICP	1 mg/Kg	$6.75
Cobalt, total (3050)	M6010B ICP	1 mg/Kg	$6.75
Copper, total (3050)	M6010B ICP	1 mg/Kg	$6.75
Lead, total (3050)	M6020 ICP-MS	0.01 mg/Kg	$13.50
Manganese, total (3050)	M6010B ICP	0.5 mg/Kg	$6.75
Mercury, total	M7471A CVAA	0.02 mg/Kg	$17.25
Molybdenum, total (3050)	M6010B ICP	1 mg/Kg	$6.75
Nickel, total (3050)	M6010B ICP	1 mg/Kg	$6.75
Selenium, total (3050)	M6020 ICP-MS	0.01 mg/Kg	$13.50
Thallium, total (3050)	M6020 ICP-MS	0.01 mg/Kg	$13.50
Uranium, total (3050)	M6020 ICP-MS	0.01 mg/Kg	$13.50
Zinc, total (3050)	M6010B ICP	1 mg/Kg	$6.75
Misc.			
Electronic Data Deliverable			$0.00
Quality Control Summary			$0.00
Sample Preparation			
Air Dry at 34 Degrees C	USDA No. 1, 1972		$5.25
Digestion - Alkaline	M3060A		$99.98
Digestion - Hot Plate	M3050B ICP-MS		$10.50
Sieve-2000 um (2.0mm)	ASA No.9, 15-4.2.2		$8.25
Soil Analysis			
Solids, Percent	CLPSOW390, PART F, D-98	0.1 %	$5.25
Wet Chemistry			
Chromium, Hexavalent (3060)	M7196A	0.005 mg/Kg	$28.00
		Cost/Sample:	**$322.98**

Pricing includes standard deliverables and turnaround. Includes a QC Summary and default electronic data deliverable.
Method detection limits are estimates and may be elevated depending on sample matrix.

REPAD.09.06.05.01

D/ 21 P/

ACZ Laboratories, Inc.
2773 Downhill Drive Steamboat Springs, CO 80487 (800) 334-5493

Analytical Report

September 11, 2008

Report to:
Ned Hall
FMI Gold & Copper - Sierrita
P.O. Box 527 6200 W. Duval Mine Rd.
Green Valley, AZ 85622-0527

Bill to:
Accounts Payable
FMI Gold & Copper - Sierrita
P.O. Box 2671
Phoenix, AZ 85002-2671

cc: Rick Smith, Steve Vaughn

Project ID: OJ07R9
ACZ Project ID: L70948

Ned Hall:

Enclosed are the analytical results for sample(s) submitted to ACZ Laboratories, Inc. (ACZ) on August 05, 2008. This project has been assigned to ACZ's project number, L70948. Please reference this number in all future inquiries.

All analyses were performed according to ACZ's Quality Assurance Plan, version 12.0. The enclosed results relate only to the samples received under L70948. Each section of this report has been reviewed and approved by the appropriate Laboratory Supervisor, or a qualified substitute.

Except as noted, the test results for the methods and parameters listed on ACZ's current NELAC certificate letter (#ACZ) meet all requirements of NELAC.

This report shall be used or copied only in its entirety. ACZ is not responsible for the consequences arising from the use of a partial report.

All samples and sub-samples associated with this project will be disposed of after October 11, 2008. If the samples are determined to be hazardous, additional charges apply for disposal (typically less than $10/sample). If you would like the samples to be held longer than ACZ's stated policy or to be returned, please contact your Project Manager or Customer Service Representative for further details and associated costs. ACZ retains analytical reports for five years.

If you have any questions or other needs, please contact your Project Manager.

S. Habermehl

Scott Habermehl has reviewed
and approved this report.

FMI Gold Copper - Sierrita

September 11, 2008

Project ID: OJ07R9
ACZ Project ID: L70948

Sample Receipt

ACZ Laboratories, Inc. (ACZ) received 12 soil samples from FMI Gold & Copper - Sierrita on August 5, 2008. The samples were received in good condition. Upon receipt, the sample custodian removed the samples from the cooler, inspected the contents, and logged the samples into ACZ's computerized Laboratory Information Management System (LIMS). The samples were assigned ACZ LIMS project number L70948. The custodian verified the sample information entered into the computer against the chain of custody (COC) forms and sample bottle labels.

Holding Times

All analyses were performed within EPA recommended holding times.

Sample Analysis

These samples were analyzed for inorganic parameters. The individual methods are referenced on both, the ACZ invoice and the analytical reports. The extended qualifier reports may contain footnotes qualifying specific elements due to QC failures. In addition the following has been noted with this specific project:

1. The Lead data has been qualified with the N1 flag on the extended qualifier report. The chemist noted that the associated interferent check sample (ICSA) failed control criteria. However, its level was less than 10 times that found in the samples.

ACZ Laboratories, Inc.
2773 Downhill Drive Steamboat Springs, CO 80487 (800) 334-5493

Inorganic Analytical Results

FMI Gold & Copper - Sierrita
Project ID: OJ07R9
Sample ID: EM-JS-01-0-1

ACZ Sample ID: ***L70948-01***
Date Sampled: *08/01/08 09:43*
Date Received: *08/05/08*
Sample Matrix: *Soil*

Metals Analysis

Parameter	EPA Method	Result	Qual	XQ	Units	MDL	PQL	Date	Analyst
Antimony, total (3050)	M6020 ICP-MS	0.5	B	*	mg/Kg	0.2	1	08/22/08 12:17	erf/rac
Arsenic, total (3050)	M6020 ICP-MS	4.3			mg/Kg	0.3	0.5	08/28/08 1:53	rac
Barium, total (3050)	M6010B ICP	103		*	mg/Kg	0.3	2	08/21/08 3:32	ear/aeh
Beryllium, total (3050)	M6010B ICP	0.6	B		mg/Kg	0.2	1	08/21/08 3:32	ear/aeh
Cadmium, total (3050)	M6010B ICP		U		mg/Kg	0.5	2	08/21/08 3:32	ear/aeh
Chromium, total (3050)	M6010B ICP	7			mg/Kg	1	5	08/21/08 3:32	ear/aeh
Cobalt, total (3050)	M6010B ICP	8		*	mg/Kg	1	5	08/21/08 3:32	ear/aeh
Copper, total (3050)	M6010B ICP	840		*	mg/Kg	1	5	08/21/08 3:32	ear/aeh
Lead, total (3050)	M6020 ICP-MS	24.00		*	mg/Kg	0.05	0.3	08/22/08 12:17	erf/rac
Manganese, total (3050)	M6010B ICP	238		*	mg/Kg	0.5	3	08/21/08 3:32	ear/aeh
Mercury, total	M7471A CVAA		U		mg/Kg	0.04	0.2	08/11/08 17:47	jws
Molybdenum, total (3050)	M6010B ICP	143		*	mg/Kg	1	5	08/21/08 3:32	ear/aeh
Nickel, total (3050)	M6010B ICP	7		*	mg/Kg	1	5	08/21/08 3:32	ear/aeh
Selenium, total (3050)	M6020 ICP-MS	0.46			mg/Kg	0.05	0.3	08/28/08 1:53	rac
Thallium, total (3050)	M6020 ICP-MS	0.28	B	*	mg/Kg	0.05	0.3	08/22/08 12:17	erf/rac
Uranium, total (3050)	M6020 ICP-MS	2.90		*	mg/Kg	0.05	0.3	08/22/08 12:17	erf/rac
Zinc, total (3050)	M6010B ICP	88		*	mg/Kg	1	5	08/21/08 3:32	ear/aeh

Soil Analysis

Parameter	EPA Method	Result	Qual	XQ	Units	MDL	PQL	Date	Analyst
Solids, Percent	CLPSOW390, PART F, D-98	94.5		*	%	0.1	0.5	08/07/08 5:25	brd

Soil Preparation

Parameter	EPA Method	Result	Qual	XQ	Units	MDL	PQL	Date	Analyst
Air Dry at 34 Degrees C	USDA No. 1, 1972			*				08/06/08 20:55	brd
Digestion - Hot Plate	M3050B ICP-MS							08/12/08 17:21	mjc/brd
Sieve-2000 um (2.0mm)	ASA No.9, 15-4.2.2			*				08/09/08 14:00	lwt/mjc

Arizona license number: AZ0102

** Please refer to Qualifier Reports for details.*

ACZ Laboratories, Inc.
2773 Downhill Drive Steamboat Springs, CO 80487 (800) 334-5493

Inorganic Analytical Results

FMI Gold & Copper - Sierrita
Project ID: OJ07R9
Sample ID: EM-JS-01-1-3

ACZ Sample ID: ***L70948-02***
Date Sampled: *08/01/08 09:43*
Date Received: *08/05/08*
Sample Matrix: *Soil*

Metals Analysis

Parameter	EPA Method	Result	Qual	XQ	Units	MDL	PQL	Date	Analyst
Antimony, total (3050)	M6020 ICP-MS		U	*	mg/Kg	0.2	1	08/22/08 12:30	erf/rac
Arsenic, total (3050)	M6020 ICP-MS	3.1			mg/Kg	0.3	0.5	08/29/08 1:47	rac
Barium, total (3050)	M6010B ICP	228		*	mg/Kg	0.3	2	08/21/08 3:36	ear/aeh
Beryllium, total (3050)	M6010B ICP	0.8	B		mg/Kg	0.2	1	08/21/08 3:36	ear/aeh
Cadmium, total (3050)	M6010B ICP	0.8	B		mg/Kg	0.5	2	08/21/08 3:36	ear/aeh
Chromium, total (3050)	M6010B ICP	11			mg/Kg	1	5	08/21/08 3:36	ear/aeh
Cobalt, total (3050)	M6010B ICP	10		*	mg/Kg	1	5	08/21/08 3:36	ear/aeh
Copper, total (3050)	M6010B ICP	543		*	mg/Kg	1	5	08/21/08 3:36	ear/aeh
Lead, total (3050)	M6020 ICP-MS	9.80		*	mg/Kg	0.05	0.3	08/22/08 12:30	erf/rac
Manganese, total (3050)	M6010B ICP	388		*	mg/Kg	0.5	3	08/21/08 3:36	ear/aeh
Mercury, total	M7471A CVAA		U		mg/Kg	0.04	0.2	08/11/08 17:49	jws
Molybdenum, total (3050)	M6010B ICP	8		*	mg/Kg	1	5	08/21/08 3:36	ear/aeh
Nickel, total (3050)	M6010B ICP	13		*	mg/Kg	1	5	08/21/08 3:36	ear/aeh
Selenium, total (3050)	M6020 ICP-MS	0.12	B		mg/Kg	0.05	0.3	08/29/08 1:47	rac
Thallium, total (3050)	M6020 ICP-MS	0.26	B	*	mg/Kg	0.05	0.3	08/22/08 12:30	erf/rac
Uranium, total (3050)	M6020 ICP-MS	3.64		*	mg/Kg	0.05	0.3	08/22/08 12:30	erf/rac
Zinc, total (3050)	M6010B ICP	187		*	mg/Kg	1	5	08/21/08 3:36	ear/aeh

Soil Analysis

Parameter	EPA Method	Result	Qual	XQ	Units	MDL	PQL	Date	Analyst
Solids, Percent	CLPSOW390, PART F, D-98	91.2		*	%	0.1	0.5	08/07/08 6:28	brd

Soil Preparation

Parameter	EPA Method	Result	Qual	XQ	Units	MDL	PQL	Date	Analyst
Air Dry at 34 Degrees C	USDA No. 1, 1972			*				08/06/08 21:01	brd
Digestion - Hot Plate	M3050B ICP-MS							08/12/08 17:45	mjc/brd
Sieve-2000 um (2.0mm)	ASA No.9, 15-4.2.2			*				08/09/08 15:50	lwt/mjc

Arizona license number: AZ0102

** Please refer to Qualifier Reports for details.*

ACZ Laboratories, Inc.
2773 Downhill Drive Steamboat Springs, CO 80487 (800) 334-5493

Inorganic Analytical Results

FMI Gold & Copper - Sierrita
Project ID: OJ07R9
Sample ID: EM-JS-02-0-1

ACZ Sample ID: ***L70948-03***
Date Sampled: *08/01/08 09:17*
Date Received: *08/05/08*
Sample Matrix: *Soil*

Metals Analysis

Parameter	EPA Method	Result	Qual	XQ	Units	MDL	PQL	Date	Analyst
Antimony, total (3050)	M6020 ICP-MS	0.4	B	*	mg/Kg	0.2	1	08/22/08 12:36	erf/rac
Arsenic, total (3050)	M6020 ICP-MS	5.1			mg/Kg	0.3	0.5	08/28/08 2:06	rac
Barium, total (3050)	M6010B ICP	115		*	mg/Kg	0.3	2	08/21/08 3:39	ear/aeh
Beryllium, total (3050)	M6010B ICP	0.7	B		mg/Kg	0.2	1	08/21/08 3:39	ear/aeh
Cadmium, total (3050)	M6010B ICP	0.9	B		mg/Kg	0.5	2	08/21/08 3:39	ear/aeh
Chromium, total (3050)	M6010B ICP	7			mg/Kg	1	5	08/21/08 3:39	ear/aeh
Cobalt, total (3050)	M6010B ICP	9		*	mg/Kg	1	5	08/21/08 3:39	ear/aeh
Copper, total (3050)	M6010B ICP	2160		*	mg/Kg	1	5	08/21/08 3:39	ear/aeh
Lead, total (3050)	M6020 ICP-MS	187		*	mg/Kg	0.05	0.3	08/22/08 12:36	erf/rac
Manganese, total (3050)	M6010B ICP	566		*	mg/Kg	0.5	3	08/21/08 3:39	ear/aeh
Mercury, total	M7471A CVAA	0.11	B		mg/Kg	0.04	0.2	08/11/08 17:51	jws
Molybdenum, total (3050)	M6010B ICP	382		*	mg/Kg	1	5	08/21/08 3:39	ear/aeh
Nickel, total (3050)	M6010B ICP	9		*	mg/Kg	1	5	08/21/08 3:39	ear/aeh
Selenium, total (3050)	M6020 ICP-MS	0.55			mg/Kg	0.05	0.3	08/28/08 2:06	rac
Thallium, total (3050)	M6020 ICP-MS	0.22	B	*	mg/Kg	0.05	0.3	08/22/08 12:36	erf/rac
Uranium, total (3050)	M6020 ICP-MS	6.85		*	mg/Kg	0.05	0.3	08/22/08 12:36	erf/rac
Zinc, total (3050)	M6010B ICP	531		*	mg/Kg	1	5	08/21/08 3:39	ear/aeh

Soil Analysis

Parameter	EPA Method	Result	Qual	XQ	Units	MDL	PQL	Date	Analyst
Solids, Percent	CLPSOW390, PART F, D-98	96.2		*	%	0.1	0.5	08/07/08 7:31	brd

Soil Preparation

Parameter	EPA Method	Result	Qual	XQ	Units	MDL	PQL	Date	Analyst
Air Dry at 34 Degrees C	USDA No. 1, 1972			*				08/06/08 21:07	brd
Digestion - Hot Plate	M3050B ICP-MS							08/12/08 18:08	mjc/brd
Sieve-2000 um (2.0mm)	ASA No.9, 15-4.2.2			*				08/09/08 17:40	lwt/mjc

Arizona license number: AZ0102

** Please refer to Qualifier Reports for details.*

ACZ Laboratories, Inc.
2773 Downhill Drive Steamboat Springs, CO 80487 (800) 334-5493

Inorganic Analytical Results

FMI Gold & Copper - Sierrita
Project ID: OJ07R9
Sample ID: EM-JS-02-1-3

ACZ Sample ID: ***L70948-04***
Date Sampled: *08/01/08 09:17*
Date Received: *08/05/08*
Sample Matrix: *Soil*

Metals Analysis

Parameter	EPA Method	Result	Qual	XQ	Units	MDL	PQL	Date	Analyst
Antimony, total (3050)	M6020 ICP-MS		U	*	mg/Kg	0.2	1	08/22/08 12:43	erf/rac
Arsenic, total (3050)	M6020 ICP-MS	3.4			mg/Kg	0.3	0.5	08/28/08 2:12	rac
Barium, total (3050)	M6010B ICP	89.6		*	mg/Kg	0.3	2	08/21/08 3:43	ear/aeh
Beryllium, total (3050)	M6010B ICP	0.5	B		mg/Kg	0.2	1	08/21/08 3:43	ear/aeh
Cadmium, total (3050)	M6010B ICP	1.5	B		mg/Kg	0.5	2	08/21/08 3:43	ear/aeh
Chromium, total (3050)	M6010B ICP	5			mg/Kg	1	5	08/21/08 3:43	ear/aeh
Cobalt, total (3050)	M6010B ICP	6		*	mg/Kg	1	5	08/21/08 3:43	ear/aeh
Copper, total (3050)	M6010B ICP	722		*	mg/Kg	1	5	08/21/08 3:43	ear/aeh
Lead, total (3050)	M6020 ICP-MS	576		*	mg/Kg	0.2	1	09/02/08 19:02	msh
Manganese, total (3050)	M6010B ICP	684		*	mg/Kg	0.5	3	08/21/08 3:43	ear/aeh
Mercury, total	M7471A CVAA		U		mg/Kg	0.03	0.2	08/11/08 17:58	jws
Molybdenum, total (3050)	M6010B ICP	8		*	mg/Kg	1	5	08/21/08 3:43	ear/aeh
Nickel, total (3050)	M6010B ICP	5	B	*	mg/Kg	1	5	08/21/08 3:43	ear/aeh
Selenium, total (3050)	M6020 ICP-MS	0.23	B		mg/Kg	0.05	0.3	08/28/08 2:12	rac
Thallium, total (3050)	M6020 ICP-MS	0.17	B	*	mg/Kg	0.05	0.3	08/22/08 12:43	erf/rac
Uranium, total (3050)	M6020 ICP-MS	10.20		*	mg/Kg	0.05	0.3	08/22/08 12:43	erf/rac
Zinc, total (3050)	M6010B ICP	640		*	mg/Kg	1	5	08/21/08 3:43	ear/aeh

Soil Analysis

Parameter	EPA Method	Result	Qual	XQ	Units	MDL	PQL	Date	Analyst
Solids, Percent	CLPSOW390, PART F, D-98	97.4		*	%	0.1	0.5	08/07/08 8:34	brd

Soil Preparation

Parameter	EPA Method	Result	Qual	XQ	Units	MDL	PQL	Date	Analyst
Air Dry at 34 Degrees C	USDA No. 1, 1972			*				08/06/08 21:13	brd
Digestion - Hot Plate	M3050B ICP-MS							08/12/08 18:32	mjc/brd
Sieve-2000 um (2.0mm)	ASA No.9, 15-4.2.2			*				08/09/08 19:30	lwt/mjc

Arizona license number: AZ0102

** Please refer to Qualifier Reports for details.*

ACZ Laboratories, Inc.
2773 Downhill Drive Steamboat Springs, CO 80487 (800) 334-5493

Inorganic Analytical Results

FMI Gold & Copper - Sierrita
Project ID: OJ07R9
Sample ID: EM-M26-0-1

ACZ Sample ID: ***L70948-05***
Date Sampled: *08/01/08 09:56*
Date Received: *08/05/08*
Sample Matrix: *Soil*

Metals Analysis

Parameter	EPA Method	Result	Qual	XQ	Units	MDL	PQL	Date	Analyst
Antimony, total (3050)	M6020 ICP-MS		U	*	mg/Kg	0.2	1	08/22/08 12:49	erf/rac
Arsenic, total (3050)	M6020 ICP-MS	2.6			mg/Kg	0.3	0.5	08/28/08 2:19	rac
Barium, total (3050)	M6010B ICP	126		*	mg/Kg	0.3	2	08/21/08 3:47	ear/aeh
Beryllium, total (3050)	M6010B ICP		U		mg/Kg	0.2	1	08/21/08 3:47	ear/aeh
Cadmium, total (3050)	M6010B ICP		U		mg/Kg	0.5	2	08/21/08 3:47	ear/aeh
Chromium, total (3050)	M6010B ICP	7			mg/Kg	1	5	08/21/08 3:47	ear/aeh
Cobalt, total (3050)	M6010B ICP	5	B	*	mg/Kg	1	5	08/21/08 3:47	ear/aeh
Copper, total (3050)	M6010B ICP	358		*	mg/Kg	1	5	08/21/08 3:47	ear/aeh
Lead, total (3050)	M6020 ICP-MS	21.90		*	mg/Kg	0.05	0.3	08/22/08 12:49	erf/rac
Manganese, total (3050)	M6010B ICP	146		*	mg/Kg	0.5	3	08/21/08 3:47	ear/aeh
Mercury, total	M7471A CVAA		U		mg/Kg	0.04	0.2	08/11/08 18:01	jws
Molybdenum, total (3050)	M6010B ICP	66		*	mg/Kg	1	5	08/21/08 3:47	ear/aeh
Nickel, total (3050)	M6010B ICP	5		*	mg/Kg	1	5	08/21/08 3:47	ear/aeh
Selenium, total (3050)	M6020 ICP-MS	0.35			mg/Kg	0.05	0.3	08/28/08 2:19	rac
Thallium, total (3050)	M6020 ICP-MS	0.18	B	*	mg/Kg	0.05	0.3	08/22/08 12:49	erf/rac
Uranium, total (3050)	M6020 ICP-MS	3.13		*	mg/Kg	0.05	0.3	08/22/08 12:49	erf/rac
Zinc, total (3050)	M6010B ICP	57		*	mg/Kg	1	5	08/21/08 3:47	ear/aeh

Soil Analysis

Parameter	EPA Method	Result	Qual	XQ	Units	MDL	PQL	Date	Analyst
Solids, Percent	CLPSOW390, PART F, D-98	94.3		*	%	0.1	0.5	08/07/08 9:37	brd

Soil Preparation

Parameter	EPA Method	Result	Qual	XQ	Units	MDL	PQL	Date	Analyst
Air Dry at 34 Degrees C	USDA No. 1, 1972			*				08/06/08 21:19	brd
Digestion - Hot Plate	M3050B ICP-MS							08/12/08 18:56	mjc/brd
Sieve-2000 um (2.0mm)	ASA No.9, 15-4.2.2			*				08/09/08 21:20	lwt/mjc

Arizona license number: AZ0102

** Please refer to Qualifier Reports for details.*

ACZ Laboratories, Inc.
2773 Downhill Drive Steamboat Springs, CO 80487 (800) 334-5493

Inorganic Analytical Results

FMI Gold & Copper - Sierrita
Project ID: OJ07R9
Sample ID: EM-M26-1-3

ACZ Sample ID: ***L70948-06***
Date Sampled: *08/01/08 09:56*
Date Received: *08/05/08*
Sample Matrix: *Soil*

Metals Analysis

Parameter	EPA Method	Result	Qual	XQ	Units	MDL	PQL	Date	Analyst
Antimony, total (3050)	M6020 ICP-MS	0.3	B	*	mg/Kg	0.2	1	08/22/08 12:55	erf/rac
Arsenic, total (3050)	M6020 ICP-MS	3.7			mg/Kg	0.3	0.5	08/28/08 2:26	rac
Barium, total (3050)	M6010B ICP	48.4		*	mg/Kg	0.3	2	08/21/08 3:58	ear/aeh
Beryllium, total (3050)	M6010B ICP	0.4	B		mg/Kg	0.2	1	08/21/08 3:58	ear/aeh
Cadmium, total (3050)	M6010B ICP		U		mg/Kg	0.5	2	08/21/08 3:58	ear/aeh
Chromium, total (3050)	M6010B ICP	8			mg/Kg	1	5	08/21/08 3:58	ear/aeh
Cobalt, total (3050)	M6010B ICP	4	B	*	mg/Kg	1	5	08/21/08 3:58	ear/aeh
Copper, total (3050)	M6010B ICP	469		*	mg/Kg	1	5	08/21/08 3:58	ear/aeh
Lead, total (3050)	M6020 ICP-MS	20.30		*	mg/Kg	0.05	0.3	08/22/08 12:55	erf/rac
Manganese, total (3050)	M6010B ICP	109		*	mg/Kg	0.5	3	08/21/08 3:58	ear/aeh
Mercury, total	M7471A CVAA		U		mg/Kg	0.04	0.2	08/11/08 18:03	jws
Molybdenum, total (3050)	M6010B ICP	23		*	mg/Kg	1	5	08/21/08 3:58	ear/aeh
Nickel, total (3050)	M6010B ICP	5		*	mg/Kg	1	5	08/21/08 3:58	ear/aeh
Selenium, total (3050)	M6020 ICP-MS	0.28	B		mg/Kg	0.05	0.3	08/28/08 2:26	rac
Thallium, total (3050)	M6020 ICP-MS	0.16	B	*	mg/Kg	0.05	0.3	08/22/08 12:55	erf/rac
Uranium, total (3050)	M6020 ICP-MS	5.30		*	mg/Kg	0.05	0.3	08/22/08 12:55	erf/rac
Zinc, total (3050)	M6010B ICP	97		*	mg/Kg	1	5	08/21/08 3:58	ear/aeh

Soil Analysis

Parameter	EPA Method	Result	Qual	XQ	Units	MDL	PQL	Date	Analyst
Solids, Percent	CLPSOW390, PART F, D-98	93.0		*	%	0.1	0.5	08/07/08 10:40	brd

Soil Preparation

Parameter	EPA Method	Result	Qual	XQ	Units	MDL	PQL	Date	Analyst
Air Dry at 34 Degrees C	USDA No. 1, 1972			*				08/06/08 21:25	brd
Digestion - Hot Plate	M3050B ICP-MS							08/12/08 19:20	mjc/brd
Sieve-2000 um (2.0mm)	ASA No.9, 15-4.2.2			*				08/09/08 23:10	lwt/mjc

Arizona license number: AZ0102

** Please refer to Qualifier Reports for details.*

ACZ Laboratories, Inc.
2773 Downhill Drive Steamboat Springs, CO 80487 (800) 334-5493

Inorganic Analytical Results

FMI Gold & Copper - Sierrita
Project ID: OJ07R9
Sample ID: EM-M26-5-7

ACZ Sample ID: ***L70948-07***
Date Sampled: *08/01/08 10:06*
Date Received: *08/05/08*
Sample Matrix: *Soil*

Metals Analysis

Parameter	EPA Method	Result	Qual	XQ	Units	MDL	PQL	Date	Analyst
Antimony, total (3050)	M6020 ICP-MS	0.2	B	*	mg/Kg	0.2	1	08/22/08 13:01	erf/rac
Arsenic, total (3050)	M6020 ICP-MS	4.6			mg/Kg	0.3	0.5	08/28/08 2:32	rac
Barium, total (3050)	M6010B ICP	67.5		*	mg/Kg	0.3	2	08/21/08 4:01	ear/aeh
Beryllium, total (3050)	M6010B ICP	0.7	B		mg/Kg	0.2	1	08/21/08 4:01	ear/aeh
Cadmium, total (3050)	M6010B ICP	0.5	B		mg/Kg	0.5	2	08/21/08 4:01	ear/aeh
Chromium, total (3050)	M6010B ICP	10			mg/Kg	1	5	08/21/08 4:01	ear/aeh
Cobalt, total (3050)	M6010B ICP	6		*	mg/Kg	1	5	08/21/08 4:01	ear/aeh
Copper, total (3050)	M6010B ICP	536		*	mg/Kg	1	5	08/21/08 4:01	ear/aeh
Lead, total (3050)	M6020 ICP-MS	19.50		*	mg/Kg	0.05	0.3	08/22/08 13:01	erf/rac
Manganese, total (3050)	M6010B ICP	144		*	mg/Kg	0.5	3	08/21/08 4:01	ear/aeh
Mercury, total	M7471A CVAA		U		mg/Kg	0.04	0.2	08/11/08 18:05	jws
Molybdenum, total (3050)	M6010B ICP	44		*	mg/Kg	1	5	08/21/08 4:01	ear/aeh
Nickel, total (3050)	M6010B ICP	7		*	mg/Kg	1	5	08/21/08 4:01	ear/aeh
Selenium, total (3050)	M6020 ICP-MS	0.16	B		mg/Kg	0.05	0.3	08/28/08 2:32	rac
Thallium, total (3050)	M6020 ICP-MS	0.19	B	*	mg/Kg	0.05	0.3	08/22/08 13:01	erf/rac
Uranium, total (3050)	M6020 ICP-MS	5.57		*	mg/Kg	0.05	0.3	08/22/08 13:01	erf/rac
Zinc, total (3050)	M6010B ICP	142		*	mg/Kg	1	5	08/21/08 4:01	ear/aeh

Soil Analysis

Parameter	EPA Method	Result	Qual	XQ	Units	MDL	PQL	Date	Analyst
Solids, Percent	CLPSOW390, PART F, D-98	91.9		*	%	0.1	0.5	08/07/08 11:44	brd

Soil Preparation

Parameter	EPA Method	Result	Qual	XQ	Units	MDL	PQL	Date	Analyst
Air Dry at 34 Degrees C	USDA No. 1, 1972			*				08/06/08 21:30	brd
Digestion - Hot Plate	M3050B ICP-MS							08/12/08 19:43	mjc/brd
Sieve-2000 um (2.0mm)	ASA No.9, 15-4.2.2			*				08/10/08 1:00	lwt/mjc

Arizona license number: AZ0102

** Please refer to Qualifier Reports for details.*

ACZ Laboratories, Inc.
2773 Downhill Drive Steamboat Springs, CO 80487 (800) 334-5493

Inorganic Analytical Results

FMI Gold & Copper - Sierrita
Project ID: OJ07R9
Sample ID: C-JS-01-0-1

ACZ Sample ID: ***L70948-08***
Date Sampled: *08/01/08 12:39*
Date Received: *08/05/08*
Sample Matrix: *Soil*

Metals Analysis

Parameter	EPA Method	Result	Qual	XQ	Units	MDL	PQL	Date	Analyst
Antimony, total (3050)	M6020 ICP-MS	0.4	B	*	mg/Kg	0.2	1	08/22/08 13:21	erf/rac
Arsenic, total (3050)	M6020 ICP-MS	5.3			mg/Kg	0.3	0.5	08/28/08 2:52	rac
Barium, total (3050)	M6010B ICP	79.2		*	mg/Kg	0.3	2	08/21/08 4:05	ear/aeh
Beryllium, total (3050)	M6010B ICP	0.6	B		mg/Kg	0.2	1	08/21/08 4:05	ear/aeh
Cadmium, total (3050)	M6010B ICP		U		mg/Kg	0.5	2	08/21/08 4:05	ear/aeh
Chromium, total (3050)	M6010B ICP	9			mg/Kg	1	5	08/21/08 4:05	ear/aeh
Cobalt, total (3050)	M6010B ICP	7		*	mg/Kg	1	5	08/21/08 4:05	ear/aeh
Copper, total (3050)	M6010B ICP	677		*	mg/Kg	1	5	08/21/08 4:05	ear/aeh
Lead, total (3050)	M6020 ICP-MS	56.60		*	mg/Kg	0.05	0.3	08/22/08 13:21	erf/rac
Manganese, total (3050)	M6010B ICP	338		*	mg/Kg	0.5	3	08/21/08 4:05	ear/aeh
Mercury, total	M7471A CVAA		U		mg/Kg	0.04	0.2	08/11/08 18:07	jws
Molybdenum, total (3050)	M6010B ICP	135		*	mg/Kg	1	5	08/21/08 4:05	ear/aeh
Nickel, total (3050)	M6010B ICP	7		*	mg/Kg	1	5	08/21/08 4:05	ear/aeh
Selenium, total (3050)	M6020 ICP-MS	0.33			mg/Kg	0.05	0.3	08/28/08 2:52	rac
Thallium, total (3050)	M6020 ICP-MS	0.19	B	*	mg/Kg	0.05	0.3	08/28/08 2:52	rac
Uranium, total (3050)	M6020 ICP-MS	3.39		*	mg/Kg	0.05	0.3	08/22/08 13:21	erf/rac
Zinc, total (3050)	M6010B ICP	149		*	mg/Kg	1	5	08/21/08 4:05	ear/aeh

Soil Analysis

Parameter	EPA Method	Result	Qual	XQ	Units	MDL	PQL	Date	Analyst
Solids, Percent	CLPSOW390, PART F, D-98	94.2		*	%	0.1	0.5	08/07/08 12:47	brd

Soil Preparation

Parameter	EPA Method	Result	Qual	XQ	Units	MDL	PQL	Date	Analyst
Air Dry at 34 Degrees C	USDA No. 1, 1972			*				08/06/08 21:36	brd
Digestion - Hot Plate	M3050B ICP-MS							08/12/08 20:07	mjc/brd
Sieve-2000 um (2.0mm)	ASA No.9, 15-4.2.2			*				08/10/08 2:50	lwt/mjc

Arizona license number: AZ0102

** Please refer to Qualifier Reports for details.*

ACZ Laboratories, Inc.
2773 Downhill Drive Steamboat Springs, CO 80487 (800) 334-5493

Inorganic Analytical Results

FMI Gold & Copper - Sierrita
Project ID: OJ07R9
Sample ID: C-JS-01-1-3

ACZ Sample ID: ***L70948-09***
Date Sampled: *08/01/08 12:39*
Date Received: *08/05/08*
Sample Matrix: *Soil*

Metals Analysis

Parameter	EPA Method	Result	Qual	XQ	Units	MDL	PQL	Date	Analyst
Antimony, total (3050)	M6020 ICP-MS	0.5	B	*	mg/Kg	0.2	1	08/22/08 13:27	erf/rac
Arsenic, total (3050)	M6020 ICP-MS	4.5			mg/Kg	0.3	0.5	08/28/08 2:58	rac
Barium, total (3050)	M6010B ICP	136		*	mg/Kg	0.3	2	08/21/08 4:09	ear/aeh
Beryllium, total (3050)	M6010B ICP	0.7	B		mg/Kg	0.2	1	08/21/08 4:09	ear/aeh
Cadmium, total (3050)	M6010B ICP	0.6	B		mg/Kg	0.5	2	08/21/08 4:09	ear/aeh
Chromium, total (3050)	M6010B ICP	8			mg/Kg	1	5	08/21/08 4:09	ear/aeh
Cobalt, total (3050)	M6010B ICP	8		*	mg/Kg	1	5	08/21/08 4:09	ear/aeh
Copper, total (3050)	M6010B ICP	763		*	mg/Kg	1	5	08/21/08 4:09	ear/aeh
Lead, total (3050)	M6020 ICP-MS	46.30		*	mg/Kg	0.05	0.3	08/22/08 13:27	erf/rac
Manganese, total (3050)	M6010B ICP	329		*	mg/Kg	0.5	3	08/21/08 4:09	ear/aeh
Mercury, total	M7471A CVAA	0.04	B		mg/Kg	0.04	0.2	08/16/08 15:59	jws
Molybdenum, total (3050)	M6010B ICP	194		*	mg/Kg	1	5	08/21/08 4:09	ear/aeh
Nickel, total (3050)	M6010B ICP	6		*	mg/Kg	1	5	08/21/08 4:09	ear/aeh
Selenium, total (3050)	M6020 ICP-MS	0.40			mg/Kg	0.05	0.3	08/28/08 2:58	rac
Thallium, total (3050)	M6020 ICP-MS	0.18	B	*	mg/Kg	0.05	0.3	08/28/08 2:58	rac
Uranium, total (3050)	M6020 ICP-MS	4.10		*	mg/Kg	0.05	0.3	08/22/08 13:27	erf/rac
Zinc, total (3050)	M6010B ICP	188		*	mg/Kg	1	5	08/21/08 4:09	ear/aeh

Soil Analysis

Parameter	EPA Method	Result	Qual	XQ	Units	MDL	PQL	Date	Analyst
Solids, Percent	CLPSOW390, PART F, D-98	92.5		*	%	0.1	0.5	08/07/08 13:50	brd

Soil Preparation

Parameter	EPA Method	Result	Qual	XQ	Units	MDL	PQL	Date	Analyst
Air Dry at 34 Degrees C	USDA No. 1, 1972			*				08/06/08 21:42	brd
Digestion - Hot Plate	M3050B ICP-MS							08/12/08 20:31	mjc/brd
Sieve-2000 um (2.0mm)	ASA No.9, 15-4.2.2			*				08/10/08 4:40	lwt/mjc

Arizona license number: AZ0102

** Please refer to Qualifier Reports for details.*

ACZ Laboratories, Inc.
2773 Downhill Drive Steamboat Springs, CO 80487 (800) 334-5493

Inorganic Analytical Results

FMI Gold & Copper - Sierrita
Project ID: OJ07R9
Sample ID: C-JS-02-0-1

ACZ Sample ID: ***L70948-10***
Date Sampled: *08/01/08 12:56*
Date Received: *08/05/08*
Sample Matrix: *Soil*

Metals Analysis

Parameter	EPA Method	Result	Qual	XQ	Units	MDL	PQL	Date	Analyst
Antimony, total (3050)	M6020 ICP-MS	0.2	B	*	mg/Kg	0.2	1	08/22/08 13:33	erf/rac
Arsenic, total (3050)	M6020 ICP-MS	3.4			mg/Kg	0.3	0.5	08/28/08 3:05	rac
Barium, total (3050)	M6010B ICP	116		*	mg/Kg	0.3	2	08/21/08 4:12	ear/aeh
Beryllium, total (3050)	M6010B ICP	1.3			mg/Kg	0.2	1	08/21/08 4:12	ear/aeh
Cadmium, total (3050)	M6010B ICP	1.7	B		mg/Kg	0.5	2	08/21/08 4:12	ear/aeh
Chromium, total (3050)	M6010B ICP	8			mg/Kg	1	5	08/21/08 4:12	ear/aeh
Cobalt, total (3050)	M6010B ICP	14		*	mg/Kg	1	5	08/21/08 4:12	ear/aeh
Copper, total (3050)	M6010B ICP	794		*	mg/Kg	1	5	08/21/08 4:12	ear/aeh
Lead, total (3050)	M6020 ICP-MS	30.50		*	mg/Kg	0.05	0.3	08/22/08 13:33	erf/rac
Manganese, total (3050)	M6010B ICP	551		*	mg/Kg	0.5	3	08/21/08 4:12	ear/aeh
Mercury, total	M7471A CVAA		U		mg/Kg	0.04	0.2	08/16/08 16:05	jws
Molybdenum, total (3050)	M6010B ICP	99		*	mg/Kg	1	5	08/21/08 4:12	ear/aeh
Nickel, total (3050)	M6010B ICP	9		*	mg/Kg	1	5	08/21/08 4:12	ear/aeh
Selenium, total (3050)	M6020 ICP-MS	0.39			mg/Kg	0.05	0.3	08/28/08 3:05	rac
Thallium, total (3050)	M6020 ICP-MS	0.19	B	*	mg/Kg	0.05	0.3	08/28/08 3:05	rac
Uranium, total (3050)	M6020 ICP-MS	4.64		*	mg/Kg	0.05	0.3	08/22/08 13:33	erf/rac
Zinc, total (3050)	M6010B ICP	362		*	mg/Kg	1	5	08/21/08 4:12	ear/aeh

Soil Analysis

Parameter	EPA Method	Result	Qual	XQ	Units	MDL	PQL	Date	Analyst
Solids, Percent	CLPSOW390, PART F, D-98	92.9		*	%	0.1	0.5	08/07/08 14:53	brd

Soil Preparation

Parameter	EPA Method	Result	Qual	XQ	Units	MDL	PQL	Date	Analyst
Air Dry at 34 Degrees C	USDA No. 1, 1972			*				08/06/08 21:48	brd
Digestion - Hot Plate	M3050B ICP-MS							08/12/08 20:55	mjc/brd
Sieve-2000 um (2.0mm)	ASA No.9, 15-4.2.2			*				08/10/08 6:30	lwt/mjc

Arizona license number: AZ0102

** Please refer to Qualifier Reports for details.*

ACZ Laboratories, Inc.
2773 Downhill Drive Steamboat Springs, CO 80487 (800) 334-5493

Inorganic Analytical Results

FMI Gold & Copper - Sierrita
Project ID: OJ07R9
Sample ID: C-JS-02-1-3

ACZ Sample ID: ***L70948-11***
Date Sampled: *08/01/08 12:56*
Date Received: *08/05/08*
Sample Matrix: *Soil*

Metals Analysis

Parameter	EPA Method	Result	Qual	XQ	Units	MDL	PQL	Date	Analyst
Antimony, total (3050)	M6020 ICP-MS		U	*	mg/Kg	0.2	1	08/22/08 13:40	erf/rac
Arsenic, total (3050)	M6020 ICP-MS	1.8			mg/Kg	0.3	0.5	08/28/08 3:12	rac
Barium, total (3050)	M6010B ICP	64.9		*	mg/Kg	0.3	2	08/21/08 4:16	ear/aeh
Beryllium, total (3050)	M6010B ICP	0.5	B		mg/Kg	0.2	1	08/21/08 4:16	ear/aeh
Cadmium, total (3050)	M6010B ICP		U		mg/Kg	0.5	2	08/21/08 4:16	ear/aeh
Chromium, total (3050)	M6010B ICP	6			mg/Kg	1	5	08/21/08 4:16	ear/aeh
Cobalt, total (3050)	M6010B ICP	5		*	mg/Kg	1	5	08/21/08 4:16	ear/aeh
Copper, total (3050)	M6010B ICP	399		*	mg/Kg	1	5	08/21/08 4:16	ear/aeh
Lead, total (3050)	M6020 ICP-MS	10.00		*	mg/Kg	0.05	0.3	08/22/08 13:40	erf/rac
Manganese, total (3050)	M6010B ICP	170		*	mg/Kg	0.5	3	08/21/08 4:16	ear/aeh
Mercury, total	M7471A CVAA		U		mg/Kg	0.04	0.2	08/16/08 16:07	jws
Molybdenum, total (3050)	M6010B ICP	18		*	mg/Kg	1	5	08/21/08 4:16	ear/aeh
Nickel, total (3050)	M6010B ICP	6		*	mg/Kg	1	5	08/21/08 4:16	ear/aeh
Selenium, total (3050)	M6020 ICP-MS	0.18	B		mg/Kg	0.05	0.3	08/28/08 3:12	rac
Thallium, total (3050)	M6020 ICP-MS	0.12	B	*	mg/Kg	0.05	0.3	08/28/08 3:12	rac
Uranium, total (3050)	M6020 ICP-MS	4.34		*	mg/Kg	0.05	0.3	08/22/08 13:40	erf/rac
Zinc, total (3050)	M6010B ICP	180		*	mg/Kg	1	5	08/21/08 4:16	ear/aeh

Soil Analysis

Parameter	EPA Method	Result	Qual	XQ	Units	MDL	PQL	Date	Analyst
Solids, Percent	CLPSOW390, PART F, D-98	94.6		*	%	0.1	0.5	08/07/08 15:56	brd

Soil Preparation

Parameter	EPA Method	Result	Qual	XQ	Units	MDL	PQL	Date	Analyst
Air Dry at 34 Degrees C	USDA No. 1, 1972			*				08/06/08 21:54	brd
Digestion - Hot Plate	M3050B ICP-MS							08/12/08 21:18	mjc/brd
Sieve-2000 um (2.0mm)	ASA No.9, 15-4.2.2			*				08/10/08 8:20	lwt/mjc

Arizona license number: AZ0102

** Please refer to Qualifier Reports for details.*

ACZ Laboratories, Inc.
2773 Downhill Drive Steamboat Springs, CO 80487 (800) 334-5493

Inorganic Analytical Results

FMI Gold & Copper - Sierrita
Project ID: OJ07R9
Sample ID: C-JS-02-5-7

ACZ Sample ID: ***L70948-12***
Date Sampled: *08/01/08 13:02*
Date Received: *08/05/08*
Sample Matrix: *Soil*

Metals Analysis

Parameter	EPA Method	Result	Qual	XQ	Units	MDL	PQL	Date	Analyst
Antimony, total (3050)	M6020 ICP-MS		U	*	mg/Kg	0.2	1	08/22/08 13:46	erf/rac
Arsenic, total (3050)	M6020 ICP-MS	1.6			mg/Kg	0.3	0.5	08/28/08 3:18	rac
Barium, total (3050)	M6010B ICP	143		*	mg/Kg	0.3	2	08/21/08 4:19	ear/aeh
Beryllium, total (3050)	M6010B ICP	0.7	B		mg/Kg	0.2	1	08/21/08 4:19	ear/aeh
Cadmium, total (3050)	M6010B ICP	1.0	B		mg/Kg	0.5	2	08/21/08 4:19	ear/aeh
Chromium, total (3050)	M6010B ICP	4	B		mg/Kg	1	5	08/21/08 4:19	ear/aeh
Cobalt, total (3050)	M6010B ICP	9		*	mg/Kg	1	5	08/21/08 4:19	ear/aeh
Copper, total (3050)	M6010B ICP	442		*	mg/Kg	1	5	08/21/08 4:19	ear/aeh
Lead, total (3050)	M6020 ICP-MS	37.30		*	mg/Kg	0.05	0.3	08/22/08 13:46	erf/rac
Manganese, total (3050)	M6010B ICP	373		*	mg/Kg	0.5	3	08/21/08 4:19	ear/aeh
Mercury, total	M7471A CVAA		U		mg/Kg	0.04	0.2	08/16/08 16:09	jws
Molybdenum, total (3050)	M6010B ICP	5		*	mg/Kg	1	5	08/21/08 4:19	ear/aeh
Nickel, total (3050)	M6010B ICP	7		*	mg/Kg	1	5	08/21/08 4:19	ear/aeh
Selenium, total (3050)	M6020 ICP-MS	0.07	B		mg/Kg	0.05	0.3	08/28/08 3:18	rac
Thallium, total (3050)	M6020 ICP-MS	0.19	B	*	mg/Kg	0.05	0.3	08/28/08 3:18	rac
Uranium, total (3050)	M6020 ICP-MS	9.38		*	mg/Kg	0.05	0.3	08/22/08 13:46	erf/rac
Zinc, total (3050)	M6010B ICP	1070		*	mg/Kg	1	5	08/21/08 4:19	ear/aeh

Soil Analysis

Parameter	EPA Method	Result	Qual	XQ	Units	MDL	PQL	Date	Analyst
Solids, Percent	CLPSOW390, PART F, D-98	89.9		*	%	0.1	0.5	08/07/08 16:59	brd

Soil Preparation

Parameter	EPA Method	Result	Qual	XQ	Units	MDL	PQL	Date	Analyst
Air Dry at 34 Degrees C	USDA No. 1, 1972			*				08/06/08 22:00	brd
Digestion - Hot Plate	M3050B ICP-MS							08/12/08 21:42	mjc/brd
Sieve-2000 um (2.0mm)	ASA No.9, 15-4.2.2			*				08/10/08 10:10	lwt/mjc

Arizona license number: AZ0102

** Please refer to Qualifier Reports for details.*

Report Header Explanations

Batch	A distinct set of samples analyzed at a specific time
Found	Value of the QC Type of interest
Limit	Upper limit for RPD, in %.
Lower	Lower Recovery Limit, in % (except for LCSS, mg/Kg)
MDL	Method Detection Limit. Same as Minimum Reporting Limit. Allows for instrument and annual fluctuations.
PCN/SCN	A number assigned to reagents/standards to trace to the manufacturer's certificate of analysis
PQL	Practical Quantitation Limit, typically 5 times the MDL.
QC	True Value of the Control Sample or the amount added to the Spike
Rec	Amount of the true value or spike added recovered, in % (except for LCSS, mg/Kg)
RPD	Relative Percent Difference, calculation used for Duplicate QC Types
Upper	Upper Recovery Limit, in % (except for LCSS, mg/Kg)
Sample	Value of the Sample of interest

QC Sample Types

AS	Analytical Spike (Post Digestion)	*LCSWD*	Laboratory Control Sample - Water Duplicate
ASD	Analytical Spike (Post Digestion) Duplicate	*LFB*	Laboratory Fortified Blank
CCB	Continuing Calibration Blank	*LFM*	Laboratory Fortified Matrix
CCV	Continuing Calivation Verification standard	*LFMD*	Laboratory Fortified Matrix Duplicate
DUP	Sample Duplicate	*LRB*	Laboratory Reagent Blank
ICB	Initial Calibration Blank	*MS*	Matrix Spike
ICV	Initial Calibration Verification standard	*MSD*	Matrix Spike Duplicate
ICSAB	Inter-element Correction Standard - A plus B solutions	*PBS*	Prep Blank - Soil
LCSS	Laboratory Control Sample - Soil	*PBW*	Prep Blank - Water
LCSSD	Laboratory Control Sample - Soil Duplicate	*PQV*	Practical Quantitation Verification standard
LCSW	Laboratory Control Sample - Water	*SDL*	Serial Dilution

QC Sample Type Explanations

Blanks	Verifies that there is no or minimal contamination in the prep method or calibration procedure.
Control Samples	Verifies the accuracy of the method, including the prep procedure.
Duplicates	Verifies the precision of the instrument and/or method.
Spikes/Fortified Matrix	Determines sample matrix interferences, if any.
Standard	Verifies the validity of the calibration.

ACZ Qualifiers (Qual)

B	Analyte concentration detected at a value between MDL and PQL.
H	Analysis exceeded method hold time. pH is a field test with an immediate hold time.
U	Analyte was analyzed for but not detected at the indicated MDL

Method References

(1) EPA 600/4-83-020. Methods for Chemical Analysis of Water and Wastes, March 1983.
(2) EPA 600/R-93-100. Methods for the Determination of Inorganic Substances in Environmental Samples, August 1993.
(3) EPA 600/R-94-111. Methods for the Determination of Metals in Environmental Samples - Supplement I, May 1994.
(5) EPA SW-846. Test Methods for Evaluating Solid Waste, Third Edition with Update III, December 1996.
(6) Standard Methods for the Examination of Water and Wastewater, 19th edition, 1995.

Comments

(1) QC results calculated from raw data. Results may vary slightly if the rounded values are used in the calculations.
(2) Soil, Sludge, and Plant matrices for Inorganic analyses are reported on a dry weight basis.
(3) Animal matrices for Inorganic analyses are reported on an "as received" basis.

FMI Gold & Copper - Sierrita
Project ID: OJ07R9

ACZ Project ID: ***L70948***

Antimony, total (3050) M6020 ICP-MS

ACZ ID	Type	Analyzed	PCN/SCN	QC	Sample	Found	Units	Rec	Lower	Upper	RPD	Limit	Qual
WG250322													
WG250322ICV	ICV	08/22/08 9:13	MS080813-2	.02006		.02087	mg/L	104	90	110			
WG250322ICB	ICB	08/22/08 9:19				U	mg/L		-0.0012	0.0012			
WG249875PBS	PBS	08/22/08 11:07				U	mg/Kg		-0.6	0.6			
WG249875LCSS	LCSS	08/22/08 11:13	PCN30289	126		111.9	mg/Kg		63.3	189			
WG249875LCSSD	LCSSD	08/22/08 11:20	PCN30289	126		126.4	mg/Kg		63.3	189	12.2	20	
L70948-12MS	MS	08/22/08 13:52	MS080707-3	5.2	U	2.05	mg/Kg	39.4	75	125			M2
L70948-12MSD	MSD	08/22/08 13:59	MS080707-3	5.2	U	1.64	mg/Kg	31.5	75	125	22.22	20	M2 RD

Arsenic, total (3050) M6020 ICP-MS

ACZ ID	Type	Analyzed	PCN/SCN	QC	Sample	Found	Units	Rec	Lower	Upper	RPD	Limit	Qual
WG250714													
WG250714ICV	ICV	08/28/08 0:00	MS080813-2	.05		.05006	mg/L	100.1	90	110			
WG250714ICB	ICB	08/28/08 0:07				U	mg/L		-0.0015	0.0015			
WG249875PBS	PBS	08/28/08 0:33				U	mg/Kg		-0.9	0.9			
WG249875LCSS	LCSS	08/28/08 0:40	PCN30289	225		241.9	mg/Kg		181	270			
WG249875LCSSD	LCSSD	08/28/08 0:47	PCN30289	225		247.2	mg/Kg		181	270	2.2	20	
L70948-12MS	MS	08/28/08 3:25	MS080707-3	26	1.6	28.5	mg/Kg	103.5	75	125			
L70948-12MSD	MSD	08/28/08 3:31	MS080707-3	26	1.6	27.29	mg/Kg	98.8	75	125	4.34	20	
WG250827													
WG250827ICV	ICV	08/29/08 0:53	MS080813-2	.05		.05072	mg/L	101.4	90	110			
WG250827ICB	ICB	08/29/08 1:00				U	mg/L		-0.0015	0.0015			
WG249875PBS	PBS	08/29/08 1:27				U	mg/Kg		-0.9	0.9			
WG249875LCSS	LCSS	08/29/08 1:34	PCN30289	225		189.4	mg/Kg		181	270			
WG249875LCSSD	LCSSD	08/29/08 1:40	PCN30289	225		209.4	mg/Kg		181	270	10	20	
L70948-12MS	MS	08/29/08 2:07	MS080707-3	26	1.5	28.24	mg/Kg	102.8	75	125			
L70948-12MSD	MSD	08/29/08 2:27	MS080707-3	26	1.5	27.53	mg/Kg	100.1	75	125	2.55	20	

Barium, total (3050) M6010B ICP

ACZ ID	Type	Analyzed	PCN/SCN	QC	Sample	Found	Units	Rec	Lower	Upper	RPD	Limit	Qual
WG250314													
WG250314ICV	ICV	08/21/08 2:23	II080820-1	2		2.0038	mg/L	100.2	90	110			
WG250314ICB	ICB	08/21/08 2:27				U	mg/L		-0.009	0.009			
WG249875PBS	PBS	08/21/08 2:41				U	mg/Kg		-0.9	0.9			
WG249875LCSS	LCSS	08/21/08 2:45	PCN30289	565		605.22	mg/Kg		461	669			
WG249875LCSSD	LCSSD	08/21/08 2:48	PCN30289	565		583	mg/Kg		461	669	3.7	20	
L70909-01MS	MS	08/21/08 2:59	II080811-3	51	115	136.36	mg/Kg	41.9	75	125			M2
L70909-01MSD	MSD	08/21/08 3:03	II080811-3	51	115	139.32	mg/Kg	47.7	75	125	2.15	20	M2

FMI Gold & Copper - Sierrita ACZ Project ID: ***L70948***

Project ID: OJ07R9

Beryllium, total (3050) M6010B ICP

ACZ ID	Type	Analyzed	PCN/SCN	QC	Sample	Found	Units	Rec	Lower	Upper	RPD	Limit	Qual
WG250314													
WG250314ICV	ICV	08/21/08 2:23	II080820-1	2		1.9896	mg/L	99.5	90	110			
WG250314ICB	ICB	08/21/08 2:27				U	mg/L		-0.006	0.006			
WG249875PBS	PBS	08/21/08 2:41				U	mg/Kg		-0.6	0.6			
WG249875LCSS	LCSS	08/21/08 2:45	PCN30289	162		178.76	mg/Kg		134	190			
WG249875LCSSD	LCSSD	08/21/08 2:48	PCN30289	162		170.93	mg/Kg		134	190	4.5	20	
L70909-01MS	MS	08/21/08 2:59	II080811-3	51	.5	50.55	mg/Kg	98.1	75	125			
L70909-01MSD	MSD	08/21/08 3:03	II080811-3	51	.5	50.16	mg/Kg	97.4	75	125	0.77	20	

Cadmium, total (3050) M6010B ICP

ACZ ID	Type	Analyzed	PCN/SCN	QC	Sample	Found	Units	Rec	Lower	Upper	RPD	Limit	Qual
WG250314													
WG250314ICV	ICV	08/21/08 2:23	II080820-1	2		2.0013	mg/L	100.1	90	110			
WG250314ICB	ICB	08/21/08 2:27				U	mg/L		-0.015	0.015			
WG249875PBS	PBS	08/21/08 2:41				U	mg/Kg		-1.5	1.5			
WG249875LCSS	LCSS	08/21/08 2:45	PCN30289	69.1		73.58	mg/Kg		58.1	80.1			
WG249875LCSSD	LCSSD	08/21/08 2:48	PCN30289	69.1		69.32	mg/Kg		58.1	80.1	6	20	
L70909-01MS	MS	08/21/08 2:59	II080811-3	51	1.6	48.52	mg/Kg	92	75	125			
L70909-01MSD	MSD	08/21/08 3:03	II080811-3	51	1.6	48.14	mg/Kg	91.3	75	125	0.79	20	

Chromium, total (3050) M6010B ICP

ACZ ID	Type	Analyzed	PCN/SCN	QC	Sample	Found	Units	Rec	Lower	Upper	RPD	Limit	Qual
WG250314													
WG250314ICV	ICV	08/21/08 2:23	II080820-1	2		1.983	mg/L	99.2	90	110			
WG250314ICB	ICB	08/21/08 2:27				U	mg/L		-0.03	0.03			
WG249875PBS	PBS	08/21/08 2:41				U	mg/Kg		-3	3			
WG249875LCSS	LCSS	08/21/08 2:45	PCN30289	124		132.3	mg/Kg		101	147			
WG249875LCSSD	LCSSD	08/21/08 2:48	PCN30289	124		125.1	mg/Kg		101	147	5.6	20	
L70909-01MS	MS	08/21/08 2:59	II080811-3	51	8	60.3	mg/Kg	102.5	75	125			
L70909-01MSD	MSD	08/21/08 3:03	II080811-3	51	8	55.9	mg/Kg	93.9	75	125	7.57	20	

Cobalt, total (3050) M6010B ICP

ACZ ID	Type	Analyzed	PCN/SCN	QC	Sample	Found	Units	Rec	Lower	Upper	RPD	Limit	Qual
WG250314													
WG250314ICV	ICV	08/21/08 2:23	II080820-1	2.002		2.02	mg/L	100.9	90	110			
WG250314ICB	ICB	08/21/08 2:27				U	mg/L		-0.03	0.03			
WG249875PBS	PBS	08/21/08 2:41				1	mg/Kg		-3	3			
WG249875LCSS	LCSS	08/21/08 2:45	PCN30289	115		123.9	mg/Kg		95.6	135			
WG249875LCSSD	LCSSD	08/21/08 2:48	PCN30289	115		118.5	mg/Kg		95.6	135	4.5	20	
L70909-01MS	MS	08/21/08 2:59	II080811-3	51	10	57	mg/Kg	92.2	75	125			
L70909-01MSD	MSD	08/21/08 3:03	II080811-3	51	10	56.1	mg/Kg	90.4	75	125	1.59	20	

FMI Gold & Copper - Sierrita
Project ID: OJ07R9

ACZ Project ID: ***L70948***

Copper, total (3050) M6010B ICP

ACZ ID	Type	Analyzed	PCN/SCN	QC	Sample	Found	Units	Rec	Lower	Upper	RPD	Limit	Qual
WG250314													
WG250314ICV	ICV	08/21/08 2:23	II080820-1	2		1.974	mg/L	98.7	90	110			
WG250314ICB	ICB	08/21/08 2:27				U	mg/L		-0.03	0.03			
WG249875PBS	PBS	08/21/08 2:41				U	mg/Kg		-3	3			
WG249875LCSS	LCSS	08/21/08 2:45	PCN30289	66.7		71	mg/Kg		53.9	79.5			
WG249875LCSSD	LCSSD	08/21/08 2:48	PCN30289	66.7		69.9	mg/Kg		53.9	79.5	1.6	20	
L70909-01MS	MS	08/21/08 2:59	II080811-3	51	10000	10818.1	mg/Kg	1604.1	75	125			M3
L70909-01MSD	MSD	08/21/08 3:03	II080811-3	51	10000	10840.9	mg/Kg	1648.8	75	125	0.21	20	M3

Lead, total (3050) M6020 ICP-MS

ACZ ID	Type	Analyzed	PCN/SCN	QC	Sample	Found	Units	Rec	Lower	Upper	RPD	Limit	Qual
WG250322													
WG250322ICV	ICV	08/22/08 9:13	MS080813-2	.05		.05133	mg/L	102.7	90	110			
WG250322ICB	ICB	08/22/08 9:19				U	mg/L		-0.0003	0.0003			
WG249875PBS	PBS	08/22/08 11:07				.064	mg/Kg		-0.15	0.15			
WG249875LCSS	LCSS	08/22/08 11:13	PCN30289	223		239.65	mg/Kg		183	264			
WG249875LCSSD	LCSSD	08/22/08 11:20	PCN30289	223		233.9	mg/Kg		183	264	2.4	20	
L70948-12MS	MS	08/22/08 13:52	MS080707-3	26	37.3	68.744	mg/Kg	120.9	75	125			
L70948-12MSD	MSD	08/22/08 13:59	MS080707-3	26	37.3	55.172	mg/Kg	68.7	75	125	21.91	20	M2 RD
WG250918													
WG250918ICV	ICV	09/02/08 18:36	MS080813-2	.05		.04845	mg/L	96.9	90	110			
WG250918ICB	ICB	09/02/08 18:40				U	mg/L		-0.0003	0.0003			
WG249875PBS	PBS	09/02/08 18:57				U	mg/Kg		-0.15	0.15			
WG249875LCSS	LCSS	09/02/08 18:58	PCN30289	223		238.4	mg/Kg		183	264			
WG249875LCSSD	LCSSD	09/02/08 19:00	PCN30289	223		229.65	mg/Kg		183	264	3.7	20	
L70948-12MS	MS	09/02/08 19:10	MS080707-3	26	36.4	72.488	mg/Kg	138.8	75	125			MA
L70948-12MSD	MSD	09/02/08 19:12	MS080707-3	26	36.4	59.592	mg/Kg	89.2	75	125	19.53	20	

Manganese, total (3050) M6010B ICP

ACZ ID	Type	Analyzed	PCN/SCN	QC	Sample	Found	Units	Rec	Lower	Upper	RPD	Limit	Qual
WG250314													
WG250314ICV	ICV	08/21/08 2:23	II080820-1	2		1.9979	mg/L	99.9	90	110			
WG250314ICB	ICB	08/21/08 2:27				U	mg/L		-0.015	0.015			
WG249875PBS	PBS	08/21/08 2:41				U	mg/Kg		-1.5	1.5			
WG249875LCSS	LCSS	08/21/08 2:45	PCN30289	368		393.41	mg/Kg		304	433			
WG249875LCSSD	LCSSD	08/21/08 2:48	PCN30289	368		390.4	mg/Kg		304	433	0.8	20	
L70909-01MS	MS	08/21/08 2:59	II080811-3	51	294	292.99	mg/Kg	-2	75	125			M3
L70909-01MSD	MSD	08/21/08 3:03	II080811-3	51	294	360.33	mg/Kg	130.1	75	125	20.61	20	M3 RD

FMI Gold & Copper - Sierrita
Project ID: OJ07R9

ACZ Project ID: ***L70948***

Mercury, total M7471A CVAA

ACZ ID	Type	Analyzed	PCN/SCN	QC	Sample	Found	Units	Rec	Lower	Upper	RPD	Limit	Qual
WG249682													
WG249682ICV	ICV	08/11/08 14:16	II080721-4	.01002		.00965	mg/L	96.3	90	110			
WG249682ICB	ICB	08/11/08 14:18				U	mg/L		-0.0006	0.0006			
WG249685													
WG249685PBS	PBS	08/11/08 17:04				U	mg/Kg		-0.12	0.12			
WG249685LCSS	LCSS	08/11/08 17:07	PCN28813	5.8		5.57	mg/Kg		3.83	7.69			
WG249685LCSSD	LCSSD	08/11/08 17:09	PCN28813	5.8		6.02	mg/Kg		3.83	7.69	7.8	20	
L70874-01MS	MS	08/11/08 17:14	II080807-2	.96	.15	1.067	mg/Kg	95.5	85	115			
L70874-01MSD	MSD	08/11/08 17:16	II080807-2	.975	.15	1.101	mg/Kg	97.5	85	115	3.14	20	
WG250055													
WG250055ICV	ICV	08/16/08 14:09	II080721-4	.01002		.00985	mg/L	98.3	90	110			
WG250055ICB	ICB	08/16/08 14:12				U	mg/L		-0.0006	0.0006			
WG250059													
WG250059PBS	PBS	08/16/08 15:52				U	mg/Kg		-0.09	0.09			
WG250059LCSS	LCSS	08/16/08 15:54	PCN28813	5.8		5.04	mg/Kg		3.83	7.69			
WG250059LCSSD	LCSSD	08/16/08 15:57	PCN28813	5.8		5.05	mg/Kg		3.83	7.69	0.2	20	
L70948-09MS	MS	08/16/08 16:01	II080807-2	.965	.04	.961	mg/Kg	95.4	85	115			
L70948-09MSD	MSD	08/16/08 16:03	II080807-2	.97	.04	.979	mg/Kg	96.8	85	115	1.86	20	

Molybdenum, total (3050) M6010B ICP

ACZ ID	Type	Analyzed	PCN/SCN	QC	Sample	Found	Units	Rec	Lower	Upper	RPD	Limit	Qual
WG250314													
WG250314ICV	ICV	08/21/08 2:23	II080820-1	2		2.01	mg/L	100.5	90	110			
WG250314ICB	ICB	08/21/08 2:27				U	mg/L		-0.03	0.03			
WG249875PBS	PBS	08/21/08 2:41				U	mg/Kg		-3	3			
WG249875LCSS	LCSS	08/21/08 2:45	PCN30289	107		119.4	mg/Kg		83.8	130			
WG249875LCSSD	LCSSD	08/21/08 2:48	PCN30289	107		116.5	mg/Kg		83.8	130	2.5	20	
L70909-01MS	MS	08/21/08 2:59	II080811-3	51	821	773.4	mg/Kg	-93.3	75	125			M3
L70909-01MSD	MSD	08/21/08 3:03	II080811-3	51	821	886.1	mg/Kg	127.6	75	125	13.58	20	M3

Nickel, total (3050) M6010B ICP

ACZ ID	Type	Analyzed	PCN/SCN	QC	Sample	Found	Units	Rec	Lower	Upper	RPD	Limit	Qual
WG250314													
WG250314ICV	ICV	08/21/08 2:23	II080820-1	2.004		1.967	mg/L	98.2	90	110			
WG250314ICB	ICB	08/21/08 2:27				U	mg/L		-0.03	0.03			
WG249875PBS	PBS	08/21/08 2:41				U	mg/Kg		-3	3			
WG249875LCSS	LCSS	08/21/08 2:45	PCN30289	172		186.3	mg/Kg		140	204			
WG249875LCSSD	LCSSD	08/21/08 2:48	PCN30289	172		175.2	mg/Kg		140	204	6.1	20	
L70909-01MS	MS	08/21/08 2:59	II080811-3	50.847	7	53.6	mg/Kg	91.6	75	125			
L70909-01MSD	MSD	08/21/08 3:03	II080811-3	50.847	7	52.9	mg/Kg	90.3	75	125	1.31	20	

FMI Gold & Copper - Sierrita ACZ Project ID: ***L70948***

Project ID: OJ07R9

Selenium, total (3050) M6020 ICP-MS

ACZ ID	Type	Analyzed	PCN/SCN	QC	Sample	Found	Units	Rec	Lower	Upper	RPD	Limit	Qual
WG250714													
WG250714ICV	ICV	08/28/08 0:00	MS080813-2	.05		.04957	mg/L	99.1	90	110			
WG250714ICB	ICB	08/28/08 0:07				U	mg/L		-0.0003	0.0003			
WG249875PBS	PBS	08/28/08 0:33				U	mg/Kg		-0.15	0.15			
WG249875LCSS	LCSS	08/28/08 0:40	PCN30289	147		161.75	mg/Kg		114	180			
WG249875LCSSD	LCSSD	08/28/08 0:47	PCN30289	147		162.35	mg/Kg		114	180	0.4	20	
L70948-12MS	MS	08/28/08 3:25	MS080707-3	13	.07	12.615	mg/Kg	96.5	75	125			
L70948-12MSD	MSD	08/28/08 3:31	MS080707-3	13	.07	12.236	mg/Kg	93.6	75	125	3.05	20	
WG250827													
WG250827ICV	ICV	08/29/08 0:53	MS080813-2	.05		.05153	mg/L	103.1	90	110			
WG250827ICB	ICB	08/29/08 1:00				U	mg/L		-0.0003	0.0003			
WG249875PBS	PBS	08/29/08 1:27				U	mg/Kg		-0.15	0.15			
WG249875LCSS	LCSS	08/29/08 1:34	PCN30289	147		125.75	mg/Kg		114	180			
WG249875LCSSD	LCSSD	08/29/08 1:40	PCN30289	147		145.35	mg/Kg		114	180	14.5	20	
L70948-12MS	MS	08/29/08 2:07	MS080707-3	13	.08	13.593	mg/Kg	103.9	75	125			
L70948-12MSD	MSD	08/29/08 2:27	MS080707-3	13	.08	12.906	mg/Kg	98.7	75	125	5.19	20	

Solids, Percent CLPSOW390, PART F, D-98

ACZ ID	Type	Analyzed	PCN/SCN	QC	Sample	Found	Units	Rec	Lower	Upper	RPD	Limit	Qual
WG249559													
WG249559PBS	PBS	08/06/08 21:00				U	%		99.9	100.1			
L70909-01DUP	DUP	08/06/08 23:06			92.7	92.9	%				0.2	20	

Thallium, total (3050) M6020 ICP-MS

ACZ ID	Type	Analyzed	PCN/SCN	QC	Sample	Found	Units	Rec	Lower	Upper	RPD	Limit	Qual
WG250322													
WG250322ICV	ICV	08/22/08 9:13	MS080813-2	.05		.05407	mg/L	108.1	90	110			
WG250322ICB	ICB	08/22/08 9:19				U	mg/L		-0.0003	0.0003			
L70949-13MS	MS	08/22/08 10:54	MS10XSOIL	25.5	.4	26.47	mg/Kg	102.2	75	125			
L70949-13MSD	MSD	08/22/08 11:01	MS10XSOIL	25.5	.4	27.24	mg/Kg	105.3	75	125	2.87	20	
WG249875PBS	PBS	08/22/08 11:07				.133	mg/Kg		-0.15	0.15			
WG249875LCSS	LCSS	08/22/08 11:13	PCN30289	173		185.6	mg/Kg		140	205			
WG249875LCSSD	LCSSD	08/22/08 11:20	PCN30289	173		175.9	mg/Kg		140	205	5.4	20	
L70948-12MS	MS	08/22/08 13:52	MS080707-3	26.052	.22	27.019	mg/Kg	102.9	75	125			
L70948-12MSD	MSD	08/22/08 13:59	MS080707-3	26.052	.22	26.109	mg/Kg	99.4	75	125	3.43	20	
WG250714													
WG250714ICV	ICV	08/28/08 0:00	MS080813-2	.05		.04979	mg/L	99.6	90	110			
WG250714ICB	ICB	08/28/08 0:07				U	mg/L		-0.0003	0.0003			
WG249875PBS	PBS	08/28/08 0:33				U	mg/Kg		-0.15	0.15			
WG249875LCSS	LCSS	08/28/08 0:40	PCN30289	173		188.65	mg/Kg		140	205			
WG249875LCSSD	LCSSD	08/28/08 0:47	PCN30289	173		186.65	mg/Kg		140	205	1.1	20	
L70948-12MS	MS	08/28/08 3:25	MS080707-3	26.052	.19	25.048	mg/Kg	95.4	75	125			
L70948-12MSD	MSD	08/28/08 3:31	MS080707-3	26.052	.19	24.684	mg/Kg	94	75	125	1.46	20	

FMI Gold & Copper - Sierrita
Project ID: OJ07R9

ACZ Project ID: ***L70948***

Uranium, total (3050) M6020 ICP-MS

ACZ ID	Type	Analyzed	PCN/SCN	QC	Sample	Found	Units	Rec	Lower	Upper	RPD	Limit	Qual
WG250322													
WG250322ICV	ICV	08/22/08 9:13	MS080813-2	.05		.05198	mg/L	104	90	110			
WG250322ICB	ICB	08/22/08 9:19				U	mg/L		-0.0003	0.0003			
L70949-13MS	MS	08/22/08 10:54	MS10XSOIL	12.75	7.2	19.64	mg/Kg	97.6	75	125			
L70949-13MSD	MSD	08/22/08 11:01	MS10XSOIL	12.75	7.2	21.21	mg/Kg	109.9	75	125	7.69	20	
WG249875PBS	PBS	08/22/08 11:07				U	mg/Kg		-0.15	0.15			
L70948-12MS	MS	08/22/08 13:52	MS080707-3	13	9.38	24.58	mg/Kg	116.9	75	125			
L70948-12MSD	MSD	08/22/08 13:59	MS080707-3	13	9.38	24.289	mg/Kg	114.7	75	125	1.19	20	

Zinc, total (3050) M6010B ICP

ACZ ID	Type	Analyzed	PCN/SCN	QC	Sample	Found	Units	Rec	Lower	Upper	RPD	Limit	Qual
WG250314													
WG250314ICV	ICV	08/21/08 2:23	II080820-1	2		2.015	mg/L	100.8	90	110			
WG250314ICB	ICB	08/21/08 2:27				U	mg/L		-0.03	0.03			
WG249875PBS	PBS	08/21/08 2:41				U	mg/Kg		-3	3			
WG249875LCSS	LCSS	08/21/08 2:45	PCN30289	349		370	mg/Kg		280	418			
WG249875LCSSD	LCSSD	08/21/08 2:48	PCN30289	349		355.8	mg/Kg		280	418	3.9	20	
L70909-01MS	MS	08/21/08 2:59	II080811-3	51	293	327.6	mg/Kg	67.8	75	125			M3
L70909-01MSD	MSD	08/21/08 3:03	II080811-3	51	293	347.7	mg/Kg	107.3	75	125	5.95	20	

ACZ Laboratories, Inc.
2773 Downhill Drive Steamboat Springs, CO 80487 (800) 334-5493

Inorganic Extended Qualifier Report

FMI Gold & Copper - Sierrita ACZ Project ID: ***L70948***

ACZ ID	WORKNUM	PARAMETER	METHOD	QUAL	DESCRIPTION
L70948-01	WG250322	Antimony, total (3050)	M6020 ICP-MS	M2	Matrix spike recovery was low, the recovery of the associated control sample (LCS or LFB) was acceptable.
			M6020 ICP-MS	RD	For a solid matrix, the duplicate RPD (spike or matrix) exceeded the control limit, which is attributable to the non-homogeneity of the sample.
	WG250314	Barium, total (3050)	M6010B ICP	M2	Matrix spike recovery was low, the recovery of the associated control sample (LCS or LFB) was acceptable.
		Cobalt, total (3050)	M6010B ICP	ZG	The ICP Serial Dilution was not used for data validation because the sample concentration was less than 50 times the MDL.
		Copper, total (3050)	M6010B ICP	M3	The spike recovery value is unusable since the analyte concentration in the sample is disproportionate to the spike level. The recovery of the associated control sample (LCS or LFB) was acceptable.
	WG250322	Lead, total (3050)	M6020 ICP-MS	M2	Matrix spike recovery was low, the recovery of the associated control sample (LCS or LFB) was acceptable.
			M6020 ICP-MS	N1	See Case Narrative.
			M6020 ICP-MS	RD	For a solid matrix, the duplicate RPD (spike or matrix) exceeded the control limit, which is attributable to the non-homogeneity of the sample.
	WG250314	Manganese, total (3050)	M6010B ICP	M3	The spike recovery value is unusable since the analyte concentration in the sample is disproportionate to the spike level. The recovery of the associated control sample (LCS or LFB) was acceptable.
			M6010B ICP	RD	For a solid matrix, the duplicate RPD (spike or matrix) exceeded the control limit, which is attributable to the non-homogeneity of the sample.
		Molybdenum, total (3050)	M6010B ICP	M3	The spike recovery value is unusable since the analyte concentration in the sample is disproportionate to the spike level. The recovery of the associated control sample (LCS or LFB) was acceptable.
		Nickel, total (3050)	M6010B ICP	ZG	The ICP Serial Dilution was not used for data validation because the sample concentration was less than 50 times the MDL.
	WG250322	Thallium, total (3050)	M6020 ICP-MS	ZB	The ICP-MS Serial Dilution was not used for data validation because the sample concentration was less than 100 times the MDL.
	WG250314	Zinc, total (3050)	M6010B ICP	M3	The spike recovery value is unusable since the analyte concentration in the sample is disproportionate to the spike level. The recovery of the associated control sample (LCS or LFB) was acceptable.

FMI Gold & Copper - Sierrita ACZ Project ID: ***L70948***

ACZ ID	WORKNUM	PARAMETER	METHOD	QUAL	DESCRIPTION
L70948-02	WG250322	Antimony, total (3050)	M6020 ICP-MS	M2	Matrix spike recovery was low, the recovery of the associated control sample (LCS or LFB) was acceptable.
			M6020 ICP-MS	RD	For a solid matrix, the duplicate RPD (spike or matrix) exceeded the control limit, which is attributable to the non-homogeneity of the sample.
	WG250314	Barium, total (3050)	M6010B ICP	M2	Matrix spike recovery was low, the recovery of the associated control sample (LCS or LFB) was acceptable.
		Cobalt, total (3050)	M6010B ICP	ZG	The ICP Serial Dilution was not used for data validation because the sample concentration was less than 50 times the MDL.
		Copper, total (3050)	M6010B ICP	M3	The spike recovery value is unusable since the analyte concentration in the sample is disproportionate to the spike level. The recovery of the associated control sample (LCS or LFB) was acceptable.
	WG250322	Lead, total (3050)	M6020 ICP-MS	M2	Matrix spike recovery was low, the recovery of the associated control sample (LCS or LFB) was acceptable.
			M6020 ICP-MS	N1	See Case Narrative.
			M6020 ICP-MS	RD	For a solid matrix, the duplicate RPD (spike or matrix) exceeded the control limit, which is attributable to the non-homogeneity of the sample.
	WG250314	Manganese, total (3050)	M6010B ICP	M3	The spike recovery value is unusable since the analyte concentration in the sample is disproportionate to the spike level. The recovery of the associated control sample (LCS or LFB) was acceptable.
			M6010B ICP	RD	For a solid matrix, the duplicate RPD (spike or matrix) exceeded the control limit, which is attributable to the non-homogeneity of the sample.
		Molybdenum, total (3050)	M6010B ICP	M3	The spike recovery value is unusable since the analyte concentration in the sample is disproportionate to the spike level. The recovery of the associated control sample (LCS or LFB) was acceptable.
		Nickel, total (3050)	M6010B ICP	ZG	The ICP Serial Dilution was not used for data validation because the sample concentration was less than 50 times the MDL.
	WG250322	Thallium, total (3050)	M6020 ICP-MS	ZB	The ICP-MS Serial Dilution was not used for data validation because the sample concentration was less than 100 times the MDL.
	WG250314	Zinc, total (3050)	M6010B ICP	M3	The spike recovery value is unusable since the analyte concentration in the sample is disproportionate to the spike level. The recovery of the associated control sample (LCS or LFB) was acceptable.

FMI Gold & Copper - Sierrita ACZ Project ID: ***L70948***

ACZ ID	WORKNUM	PARAMETER	METHOD	QUAL	DESCRIPTION
L70948-03	WG250322	Antimony, total (3050)	M6020 ICP-MS	M2	Matrix spike recovery was low, the recovery of the associated control sample (LCS or LFB) was acceptable.
			M6020 ICP-MS	RD	For a solid matrix, the duplicate RPD (spike or matrix) exceeded the control limit, which is attributable to the non-homogeneity of the sample.
	WG250314	Barium, total (3050)	M6010B ICP	M2	Matrix spike recovery was low, the recovery of the associated control sample (LCS or LFB) was acceptable.
		Cobalt, total (3050)	M6010B ICP	ZG	The ICP Serial Dilution was not used for data validation because the sample concentration was less than 50 times the MDL.
		Copper, total (3050)	M6010B ICP	M3	The spike recovery value is unusable since the analyte concentration in the sample is disproportionate to the spike level. The recovery of the associated control sample (LCS or LFB) was acceptable.
	WG250322	Lead, total (3050)	M6020 ICP-MS	M2	Matrix spike recovery was low, the recovery of the associated control sample (LCS or LFB) was acceptable.
			M6020 ICP-MS	N1	See Case Narrative.
			M6020 ICP-MS	RD	For a solid matrix, the duplicate RPD (spike or matrix) exceeded the control limit, which is attributable to the non-homogeneity of the sample.
	WG250314	Manganese, total (3050)	M6010B ICP	M3	The spike recovery value is unusable since the analyte concentration in the sample is disproportionate to the spike level. The recovery of the associated control sample (LCS or LFB) was acceptable.
			M6010B ICP	RD	For a solid matrix, the duplicate RPD (spike or matrix) exceeded the control limit, which is attributable to the non-homogeneity of the sample.
		Molybdenum, total (3050)	M6010B ICP	M3	The spike recovery value is unusable since the analyte concentration in the sample is disproportionate to the spike level. The recovery of the associated control sample (LCS or LFB) was acceptable.
		Nickel, total (3050)	M6010B ICP	ZG	The ICP Serial Dilution was not used for data validation because the sample concentration was less than 50 times the MDL.
	WG250322	Thallium, total (3050)	M6020 ICP-MS	ZB	The ICP-MS Serial Dilution was not used for data validation because the sample concentration was less than 100 times the MDL.
	WG250314	Zinc, total (3050)	M6010B ICP	M3	The spike recovery value is unusable since the analyte concentration in the sample is disproportionate to the spike level. The recovery of the associated control sample (LCS or LFB) was acceptable.

ACZ Laboratories, Inc.
2773 Downhill Drive Steamboat Springs, CO 80487 (800) 334-5493

Inorganic Extended Qualifier Report

FMI Gold & Copper - Sierrita ACZ Project ID: ***L70948***

ACZ ID	WORKNUM	PARAMETER	METHOD	QUAL	DESCRIPTION
L70948-04	WG250322	Antimony, total (3050)	M6020 ICP-MS	M2	Matrix spike recovery was low, the recovery of the associated control sample (LCS or LFB) was acceptable.
			M6020 ICP-MS	RD	For a solid matrix, the duplicate RPD (spike or matrix) exceeded the control limit, which is attributable to the non-homogeneity of the sample.
	WG250314	Barium, total (3050)	M6010B ICP	M2	Matrix spike recovery was low, the recovery of the associated control sample (LCS or LFB) was acceptable.
		Cobalt, total (3050)	M6010B ICP	ZG	The ICP Serial Dilution was not used for data validation because the sample concentration was less than 50 times the MDL.
		Copper, total (3050)	M6010B ICP	M3	The spike recovery value is unusable since the analyte concentration in the sample is disproportionate to the spike level. The recovery of the associated control sample (LCS or LFB) was acceptable.
	WG250918	Lead, total (3050)	M6020 ICP-MS	MA	Recovery for either the spike or spike duplicate was outside of the acceptance limits; the RPD was within the acceptance limits.
	WG250314	Manganese, total (3050)	M6010B ICP	M3	The spike recovery value is unusable since the analyte concentration in the sample is disproportionate to the spike level. The recovery of the associated control sample (LCS or LFB) was acceptable.
			M6010B ICP	RD	For a solid matrix, the duplicate RPD (spike or matrix) exceeded the control limit, which is attributable to the non-homogeneity of the sample.
		Molybdenum, total (3050)	M6010B ICP	M3	The spike recovery value is unusable since the analyte concentration in the sample is disproportionate to the spike level. The recovery of the associated control sample (LCS or LFB) was acceptable.
		Nickel, total (3050)	M6010B ICP	ZG	The ICP Serial Dilution was not used for data validation because the sample concentration was less than 50 times the MDL.
	WG250322	Thallium, total (3050)	M6020 ICP-MS	ZB	The ICP-MS Serial Dilution was not used for data validation because the sample concentration was less than 100 times the MDL.
	WG250314	Zinc, total (3050)	M6010B ICP	M3	The spike recovery value is unusable since the analyte concentration in the sample is disproportionate to the spike level. The recovery of the associated control sample (LCS or LFB) was acceptable.

FMI Gold & Copper - Sierrita ACZ Project ID: ***L70948***

ACZ ID	WORKNUM	PARAMETER	METHOD	QUAL	DESCRIPTION
L70948-05	WG250322	Antimony, total (3050)	M6020 ICP-MS	M2	Matrix spike recovery was low, the recovery of the associated control sample (LCS or LFB) was acceptable.
			M6020 ICP-MS	RD	For a solid matrix, the duplicate RPD (spike or matrix) exceeded the control limit, which is attributable to the non-homogeneity of the sample.
	WG250314	Barium, total (3050)	M6010B ICP	M2	Matrix spike recovery was low, the recovery of the associated control sample (LCS or LFB) was acceptable.
		Cobalt, total (3050)	M6010B ICP	ZG	The ICP Serial Dilution was not used for data validation because the sample concentration was less than 50 times the MDL.
		Copper, total (3050)	M6010B ICP	M3	The spike recovery value is unusable since the analyte concentration in the sample is disproportionate to the spike level. The recovery of the associated control sample (LCS or LFB) was acceptable.
	WG250322	Lead, total (3050)	M6020 ICP-MS	M2	Matrix spike recovery was low, the recovery of the associated control sample (LCS or LFB) was acceptable.
			M6020 ICP-MS	N1	See Case Narrative.
			M6020 ICP-MS	RD	For a solid matrix, the duplicate RPD (spike or matrix) exceeded the control limit, which is attributable to the non-homogeneity of the sample.
	WG250314	Manganese, total (3050)	M6010B ICP	M3	The spike recovery value is unusable since the analyte concentration in the sample is disproportionate to the spike level. The recovery of the associated control sample (LCS or LFB) was acceptable.
			M6010B ICP	RD	For a solid matrix, the duplicate RPD (spike or matrix) exceeded the control limit, which is attributable to the non-homogeneity of the sample.
		Molybdenum, total (3050)	M6010B ICP	M3	The spike recovery value is unusable since the analyte concentration in the sample is disproportionate to the spike level. The recovery of the associated control sample (LCS or LFB) was acceptable.
		Nickel, total (3050)	M6010B ICP	ZG	The ICP Serial Dilution was not used for data validation because the sample concentration was less than 50 times the MDL.
	WG250322	Thallium, total (3050)	M6020 ICP-MS	ZB	The ICP-MS Serial Dilution was not used for data validation because the sample concentration was less than 100 times the MDL.
	WG250314	Zinc, total (3050)	M6010B ICP	M3	The spike recovery value is unusable since the analyte concentration in the sample is disproportionate to the spike level. The recovery of the associated control sample (LCS or LFB) was acceptable.

FMI Gold & Copper - Sierrita ACZ Project ID: ***L70948***

ACZ ID	WORKNUM	PARAMETER	METHOD	QUAL	DESCRIPTION
L70948-06	WG250322	Antimony, total (3050)	M6020 ICP-MS	M2	Matrix spike recovery was low, the recovery of the associated control sample (LCS or LFB) was acceptable.
			M6020 ICP-MS	RD	For a solid matrix, the duplicate RPD (spike or matrix) exceeded the control limit, which is attributable to the non-homogeneity of the sample.
	WG250314	Barium, total (3050)	M6010B ICP	M2	Matrix spike recovery was low, the recovery of the associated control sample (LCS or LFB) was acceptable.
		Cobalt, total (3050)	M6010B ICP	ZG	The ICP Serial Dilution was not used for data validation because the sample concentration was less than 50 times the MDL.
		Copper, total (3050)	M6010B ICP	M3	The spike recovery value is unusable since the analyte concentration in the sample is disproportionate to the spike level. The recovery of the associated control sample (LCS or LFB) was acceptable.
	WG250322	Lead, total (3050)	M6020 ICP-MS	M2	Matrix spike recovery was low, the recovery of the associated control sample (LCS or LFB) was acceptable.
			M6020 ICP-MS	N1	See Case Narrative.
			M6020 ICP-MS	RD	For a solid matrix, the duplicate RPD (spike or matrix) exceeded the control limit, which is attributable to the non-homogeneity of the sample.
	WG250314	Manganese, total (3050)	M6010B ICP	M3	The spike recovery value is unusable since the analyte concentration in the sample is disproportionate to the spike level. The recovery of the associated control sample (LCS or LFB) was acceptable.
			M6010B ICP	RD	For a solid matrix, the duplicate RPD (spike or matrix) exceeded the control limit, which is attributable to the non-homogeneity of the sample.
		Molybdenum, total (3050)	M6010B ICP	M3	The spike recovery value is unusable since the analyte concentration in the sample is disproportionate to the spike level. The recovery of the associated control sample (LCS or LFB) was acceptable.
		Nickel, total (3050)	M6010B ICP	ZG	The ICP Serial Dilution was not used for data validation because the sample concentration was less than 50 times the MDL.
	WG250322	Thallium, total (3050)	M6020 ICP-MS	ZB	The ICP-MS Serial Dilution was not used for data validation because the sample concentration was less than 100 times the MDL.
	WG250314	Zinc, total (3050)	M6010B ICP	M3	The spike recovery value is unusable since the analyte concentration in the sample is disproportionate to the spike level. The recovery of the associated control sample (LCS or LFB) was acceptable.

FMI Gold & Copper - Sierrita ACZ Project ID: ***L70948***

ACZ ID	WORKNUM	PARAMETER	METHOD	QUAL	DESCRIPTION
L70948-07	WG250322	Antimony, total (3050)	M6020 ICP-MS	M2	Matrix spike recovery was low, the recovery of the associated control sample (LCS or LFB) was acceptable.
			M6020 ICP-MS	RD	For a solid matrix, the duplicate RPD (spike or matrix) exceeded the control limit, which is attributable to the non-homogeneity of the sample.
	WG250314	Barium, total (3050)	M6010B ICP	M2	Matrix spike recovery was low, the recovery of the associated control sample (LCS or LFB) was acceptable.
		Cobalt, total (3050)	M6010B ICP	ZG	The ICP Serial Dilution was not used for data validation because the sample concentration was less than 50 times the MDL.
		Copper, total (3050)	M6010B ICP	M3	The spike recovery value is unusable since the analyte concentration in the sample is disproportionate to the spike level. The recovery of the associated control sample (LCS or LFB) was acceptable.
	WG250322	Lead, total (3050)	M6020 ICP-MS	M2	Matrix spike recovery was low, the recovery of the associated control sample (LCS or LFB) was acceptable.
			M6020 ICP-MS	N1	See Case Narrative.
			M6020 ICP-MS	RD	For a solid matrix, the duplicate RPD (spike or matrix) exceeded the control limit, which is attributable to the non-homogeneity of the sample.
	WG250314	Manganese, total (3050)	M6010B ICP	M3	The spike recovery value is unusable since the analyte concentration in the sample is disproportionate to the spike level. The recovery of the associated control sample (LCS or LFB) was acceptable.
			M6010B ICP	RD	For a solid matrix, the duplicate RPD (spike or matrix) exceeded the control limit, which is attributable to the non-homogeneity of the sample.
		Molybdenum, total (3050)	M6010B ICP	M3	The spike recovery value is unusable since the analyte concentration in the sample is disproportionate to the spike level. The recovery of the associated control sample (LCS or LFB) was acceptable.
		Nickel, total (3050)	M6010B ICP	ZG	The ICP Serial Dilution was not used for data validation because the sample concentration was less than 50 times the MDL.
	WG250322	Thallium, total (3050)	M6020 ICP-MS	ZB	The ICP-MS Serial Dilution was not used for data validation because the sample concentration was less than 100 times the MDL.
	WG250314	Zinc, total (3050)	M6010B ICP	M3	The spike recovery value is unusable since the analyte concentration in the sample is disproportionate to the spike level. The recovery of the associated control sample (LCS or LFB) was acceptable.

FMI Gold & Copper - Sierrita ACZ Project ID: ***L70948***

ACZ ID	WORKNUM	PARAMETER	METHOD	QUAL	DESCRIPTION
L70948-08	WG250322	Antimony, total (3050)	M6020 ICP-MS	M2	Matrix spike recovery was low, the recovery of the associated control sample (LCS or LFB) was acceptable.
			M6020 ICP-MS	RD	For a solid matrix, the duplicate RPD (spike or matrix) exceeded the control limit, which is attributable to the non-homogeneity of the sample.
	WG250314	Barium, total (3050)	M6010B ICP	M2	Matrix spike recovery was low, the recovery of the associated control sample (LCS or LFB) was acceptable.
		Cobalt, total (3050)	M6010B ICP	ZG	The ICP Serial Dilution was not used for data validation because the sample concentration was less than 50 times the MDL.
		Copper, total (3050)	M6010B ICP	M3	The spike recovery value is unusable since the analyte concentration in the sample is disproportionate to the spike level. The recovery of the associated control sample (LCS or LFB) was acceptable.
	WG250322	Lead, total (3050)	M6020 ICP-MS	M2	Matrix spike recovery was low, the recovery of the associated control sample (LCS or LFB) was acceptable.
			M6020 ICP-MS	N1	See Case Narrative.
			M6020 ICP-MS	RD	For a solid matrix, the duplicate RPD (spike or matrix) exceeded the control limit, which is attributable to the non-homogeneity of the sample.
	WG250314	Manganese, total (3050)	M6010B ICP	M3	The spike recovery value is unusable since the analyte concentration in the sample is disproportionate to the spike level. The recovery of the associated control sample (LCS or LFB) was acceptable.
			M6010B ICP	RD	For a solid matrix, the duplicate RPD (spike or matrix) exceeded the control limit, which is attributable to the non-homogeneity of the sample.
		Molybdenum, total (3050)	M6010B ICP	M3	The spike recovery value is unusable since the analyte concentration in the sample is disproportionate to the spike level. The recovery of the associated control sample (LCS or LFB) was acceptable.
		Nickel, total (3050)	M6010B ICP	ZG	The ICP Serial Dilution was not used for data validation because the sample concentration was less than 50 times the MDL.
	WG250714	Thallium, total (3050)	M6020 ICP-MS	ZB	The ICP-MS Serial Dilution was not used for data validation because the sample concentration was less than 100 times the MDL.
	WG250314	Zinc, total (3050)	M6010B ICP	M3	The spike recovery value is unusable since the analyte concentration in the sample is disproportionate to the spike level. The recovery of the associated control sample (LCS or LFB) was acceptable.

FMI Gold & Copper - Sierrita ACZ Project ID: ***L70948***

ACZ ID	WORKNUM	PARAMETER	METHOD	QUAL	DESCRIPTION
L70948-09	WG250322	Antimony, total (3050)	M6020 ICP-MS	M2	Matrix spike recovery was low, the recovery of the associated control sample (LCS or LFB) was acceptable.
			M6020 ICP-MS	RD	For a solid matrix, the duplicate RPD (spike or matrix) exceeded the control limit, which is attributable to the non-homogeneity of the sample.
	WG250314	Barium, total (3050)	M6010B ICP	M2	Matrix spike recovery was low, the recovery of the associated control sample (LCS or LFB) was acceptable.
		Cobalt, total (3050)	M6010B ICP	ZG	The ICP Serial Dilution was not used for data validation because the sample concentration was less than 50 times the MDL.
		Copper, total (3050)	M6010B ICP	M3	The spike recovery value is unusable since the analyte concentration in the sample is disproportionate to the spike level. The recovery of the associated control sample (LCS or LFB) was acceptable.
	WG250322	Lead, total (3050)	M6020 ICP-MS	M2	Matrix spike recovery was low, the recovery of the associated control sample (LCS or LFB) was acceptable.
			M6020 ICP-MS	N1	See Case Narrative.
			M6020 ICP-MS	RD	For a solid matrix, the duplicate RPD (spike or matrix) exceeded the control limit, which is attributable to the non-homogeneity of the sample.
	WG250314	Manganese, total (3050)	M6010B ICP	M3	The spike recovery value is unusable since the analyte concentration in the sample is disproportionate to the spike level. The recovery of the associated control sample (LCS or LFB) was acceptable.
			M6010B ICP	RD	For a solid matrix, the duplicate RPD (spike or matrix) exceeded the control limit, which is attributable to the non-homogeneity of the sample.
		Molybdenum, total (3050)	M6010B ICP	M3	The spike recovery value is unusable since the analyte concentration in the sample is disproportionate to the spike level. The recovery of the associated control sample (LCS or LFB) was acceptable.
		Nickel, total (3050)	M6010B ICP	ZG	The ICP Serial Dilution was not used for data validation because the sample concentration was less than 50 times the MDL.
	WG250714	Thallium, total (3050)	M6020 ICP-MS	ZB	The ICP-MS Serial Dilution was not used for data validation because the sample concentration was less than 100 times the MDL.
	WG250314	Zinc, total (3050)	M6010B ICP	M3	The spike recovery value is unusable since the analyte concentration in the sample is disproportionate to the spike level. The recovery of the associated control sample (LCS or LFB) was acceptable.

FMI Gold & Copper - Sierrita ACZ Project ID: ***L70948***

ACZ ID	WORKNUM	PARAMETER	METHOD	QUAL	DESCRIPTION
L70948-10	WG250322	Antimony, total (3050)	M6020 ICP-MS	M2	Matrix spike recovery was low, the recovery of the associated control sample (LCS or LFB) was acceptable.
			M6020 ICP-MS	RD	For a solid matrix, the duplicate RPD (spike or matrix) exceeded the control limit, which is attributable to the non-homogeneity of the sample.
	WG250314	Barium, total (3050)	M6010B ICP	M2	Matrix spike recovery was low, the recovery of the associated control sample (LCS or LFB) was acceptable.
		Cobalt, total (3050)	M6010B ICP	ZG	The ICP Serial Dilution was not used for data validation because the sample concentration was less than 50 times the MDL.
		Copper, total (3050)	M6010B ICP	M3	The spike recovery value is unusable since the analyte concentration in the sample is disproportionate to the spike level. The recovery of the associated control sample (LCS or LFB) was acceptable.
	WG250322	Lead, total (3050)	M6020 ICP-MS	M2	Matrix spike recovery was low, the recovery of the associated control sample (LCS or LFB) was acceptable.
			M6020 ICP-MS	N1	See Case Narrative.
			M6020 ICP-MS	RD	For a solid matrix, the duplicate RPD (spike or matrix) exceeded the control limit, which is attributable to the non-homogeneity of the sample.
	WG250314	Manganese, total (3050)	M6010B ICP	M3	The spike recovery value is unusable since the analyte concentration in the sample is disproportionate to the spike level. The recovery of the associated control sample (LCS or LFB) was acceptable.
			M6010B ICP	RD	For a solid matrix, the duplicate RPD (spike or matrix) exceeded the control limit, which is attributable to the non-homogeneity of the sample.
		Molybdenum, total (3050)	M6010B ICP	M3	The spike recovery value is unusable since the analyte concentration in the sample is disproportionate to the spike level. The recovery of the associated control sample (LCS or LFB) was acceptable.
		Nickel, total (3050)	M6010B ICP	ZG	The ICP Serial Dilution was not used for data validation because the sample concentration was less than 50 times the MDL.
	WG250714	Thallium, total (3050)	M6020 ICP-MS	ZB	The ICP-MS Serial Dilution was not used for data validation because the sample concentration was less than 100 times the MDL.
	WG250314	Zinc, total (3050)	M6010B ICP	M3	The spike recovery value is unusable since the analyte concentration in the sample is disproportionate to the spike level. The recovery of the associated control sample (LCS or LFB) was acceptable.

FMI Gold & Copper - Sierrita ACZ Project ID: ***L70948***

ACZ ID	WORKNUM	PARAMETER	METHOD	QUAL	DESCRIPTION
L70948-11	WG250322	Antimony, total (3050)	M6020 ICP-MS	M2	Matrix spike recovery was low, the recovery of the associated control sample (LCS or LFB) was acceptable.
			M6020 ICP-MS	RD	For a solid matrix, the duplicate RPD (spike or matrix) exceeded the control limit, which is attributable to the non-homogeneity of the sample.
	WG250314	Barium, total (3050)	M6010B ICP	M2	Matrix spike recovery was low, the recovery of the associated control sample (LCS or LFB) was acceptable.
		Cobalt, total (3050)	M6010B ICP	ZG	The ICP Serial Dilution was not used for data validation because the sample concentration was less than 50 times the MDL.
		Copper, total (3050)	M6010B ICP	M3	The spike recovery value is unusable since the analyte concentration in the sample is disproportionate to the spike level. The recovery of the associated control sample (LCS or LFB) was acceptable.
	WG250322	Lead, total (3050)	M6020 ICP-MS	M2	Matrix spike recovery was low, the recovery of the associated control sample (LCS or LFB) was acceptable.
			M6020 ICP-MS	N1	See Case Narrative.
			M6020 ICP-MS	RD	For a solid matrix, the duplicate RPD (spike or matrix) exceeded the control limit, which is attributable to the non-homogeneity of the sample.
	WG250314	Manganese, total (3050)	M6010B ICP	M3	The spike recovery value is unusable since the analyte concentration in the sample is disproportionate to the spike level. The recovery of the associated control sample (LCS or LFB) was acceptable.
			M6010B ICP	RD	For a solid matrix, the duplicate RPD (spike or matrix) exceeded the control limit, which is attributable to the non-homogeneity of the sample.
		Molybdenum, total (3050)	M6010B ICP	M3	The spike recovery value is unusable since the analyte concentration in the sample is disproportionate to the spike level. The recovery of the associated control sample (LCS or LFB) was acceptable.
		Nickel, total (3050)	M6010B ICP	ZG	The ICP Serial Dilution was not used for data validation because the sample concentration was less than 50 times the MDL.
	WG250714	Thallium, total (3050)	M6020 ICP-MS	ZB	The ICP-MS Serial Dilution was not used for data validation because the sample concentration was less than 100 times the MDL.
	WG250314	Zinc, total (3050)	M6010B ICP	M3	The spike recovery value is unusable since the analyte concentration in the sample is disproportionate to the spike level. The recovery of the associated control sample (LCS or LFB) was acceptable.

FMI Gold & Copper - Sierrita ACZ Project ID: ***L70948***

ACZ ID	WORKNUM	PARAMETER	METHOD	QUAL	DESCRIPTION
L70948-12	WG250322	Antimony, total (3050)	M6020 ICP-MS	M2	Matrix spike recovery was low, the recovery of the associated control sample (LCS or LFB) was acceptable.
			M6020 ICP-MS	RD	For a solid matrix, the duplicate RPD (spike or matrix) exceeded the control limit, which is attributable to the non-homogeneity of the sample.
	WG250314	Barium, total (3050)	M6010B ICP	M2	Matrix spike recovery was low, the recovery of the associated control sample (LCS or LFB) was acceptable.
		Cobalt, total (3050)	M6010B ICP	ZG	The ICP Serial Dilution was not used for data validation because the sample concentration was less than 50 times the MDL.
		Copper, total (3050)	M6010B ICP	M3	The spike recovery value is unusable since the analyte concentration in the sample is disproportionate to the spike level. The recovery of the associated control sample (LCS or LFB) was acceptable.
	WG250322	Lead, total (3050)	M6020 ICP-MS	M2	Matrix spike recovery was low, the recovery of the associated control sample (LCS or LFB) was acceptable.
			M6020 ICP-MS	N1	See Case Narrative.
			M6020 ICP-MS	RD	For a solid matrix, the duplicate RPD (spike or matrix) exceeded the control limit, which is attributable to the non-homogeneity of the sample.
	WG250314	Manganese, total (3050)	M6010B ICP	M3	The spike recovery value is unusable since the analyte concentration in the sample is disproportionate to the spike level. The recovery of the associated control sample (LCS or LFB) was acceptable.
			M6010B ICP	RD	For a solid matrix, the duplicate RPD (spike or matrix) exceeded the control limit, which is attributable to the non-homogeneity of the sample.
		Molybdenum, total (3050)	M6010B ICP	M3	The spike recovery value is unusable since the analyte concentration in the sample is disproportionate to the spike level. The recovery of the associated control sample (LCS or LFB) was acceptable.
		Nickel, total (3050)	M6010B ICP	ZG	The ICP Serial Dilution was not used for data validation because the sample concentration was less than 50 times the MDL.
	WG250714	Thallium, total (3050)	M6020 ICP-MS	ZB	The ICP-MS Serial Dilution was not used for data validation because the sample concentration was less than 100 times the MDL.
	WG250314	Zinc, total (3050)	M6010B ICP	M3	The spike recovery value is unusable since the analyte concentration in the sample is disproportionate to the spike level. The recovery of the associated control sample (LCS or LFB) was acceptable.

Metals Analysis

The following parameters are not offered for certification or are not covered by NELAC certificate #ACZ.

Uranium, total (3050)	M6020 ICP-MS

Soil Analysis

The following parameters are not offered for certification or are not covered by NELAC certificate #ACZ.

Solids, Percent	CLPSOW390, PART F, D-98

ACZ Laboratories, Inc.
2773 Downhill Drive Steamboat Springs, CO 80487 (800) 334-5493

Sample Receipt

FMI Gold & Copper - Sierrita
OJ07R9

ACZ Project ID: L70948
Date Received: 8/5/2008
Received By:
Date Printed: 8/5/2008

Receipt Verification

	YES	NO	NA
1) Does this project require special handling procedures such as CLP protocol?			X
2) Are the custody seals on the cooler intact?	X		
3) Are the custody seals on the sample containers intact?			X
4) Is there a Chain of Custody or other directive shipping papers present?	X		
5) Is the Chain of Custody complete?	X		
6) Is the Chain of Custody in agreement with the samples received?	X		
7) Is there enough sample for all requested analyses?	X		
8) Are all samples within holding times for requested analyses?	X		
9) Were all sample containers received intact?	X		
10) Are the temperature blanks present?			X
11) Are the trip blanks (VOA and/or Cyanide) present?			X
12) Are samples requiring no headspace, headspace free?			X
13) Do the samples that require a Foreign Soils Permit have one?			X

Exceptions: If you answered no to any of the above questions, please describe

N/A

Contact (For any discrepancies, the client must be contacted)

N/A

Shipping Containers

Cooler Id	Temp (°C)	Rad (µR/hr)
1549	3.5	15

Client must contact ACZ Project Manager if analysis should not proceed for samples received outside of thermal preservation acceptance criteria.

Notes

ACZ Laboratories, Inc.
2773 Downhill Drive Steamboat Springs, CO 80487 (800) 334-5493

Sample Receipt

FMI Gold & Copper - Sierrita
OJ07R9

ACZ Project ID: L70948
Date Received: 8/5/2008
Received By:

Sample Container Preservation

SAMPLE	CLIENT ID	R < 2	G < 2	BK < 2	Y< 2	YG< 2	B< 2	O < 2	T >12	N/A	RAD	ID
L70948-01	EM-JS-01-0-1									X		
L70948-02	EM-JS-01-1-3									X		
L70948-03	EM-JS-02-0-1									X		
L70948-04	EM-JS-02-1-3									X		
L70948-05	EM-M26-0-1									X		
L70948-06	EM-M26-1-3									X		
L70948-07	EM-M26-5-7									X		
L70948-08	C-JS-01-0-1									X		
L70948-09	C-JS-01-1-3									X		
L70948-10	C-JS-02-0-1									X		
L70948-11	C-JS-02-1-3									X		
L70948-12	C-JS-02-5-7									X		

Sample Container Preservation Legend

Abbreviation	Description	Container Type	Preservative/Limits
R	Raw/Nitric	RED	pH must be < 2
B	Filtered/Sulfuric	BLUE	pH must be < 2
BK	Filtered/Nitric	BLACK	pH must be < 2
G	Filtered/Nitric	GREEN	pH must be < 2
O	Raw/Sulfuric	ORANGE	pH must be < 2
P	Raw/NaOH	PURPLE	pH must be > 12 *
T	Raw/NaOH _Zinc Acetate	TAN	pH must be > 12
Y	Raw/Sulfuric	YELLOW	pH must be < 2
YG	Raw/Sulfuric	YELLOW GLASS	pH must be < 2
N/A	No preservative needed	Not applicable	
RAD	Gamma/Beta dose rate	Not applicable	must be < 250 µR/hr

* pH check performed by analyst prior to sample preparation

Sample IDs Reviewed By: _____

ACZ Laboratories, Inc. L70948

2773 Downhill Drive Steamboat Springs, CO 80487 (800) 334-5493

CHAIN of CUSTODY

Report to:

Name: Ned Hall
Company: FMI
E-mail: Ned-Hall@FMI.com
Address: 6200 W. Duval Mine Rd
P.O. Box 527 Green Valley, AZ
Telephone: (520) 648-8857

Copy of Report to:

Name: Rick-Smith@urscorp.com
Company:
E-mail: Steven-Vaughn@URScorp.com
Telephone:

Invoice to:

Name: Ned Hall
Company: FMI
E-mail: Ned_Hall@FMI.com
Address: 6200 W. Duval Mine Rd.
P.O. Box 527 Green Valley, AZ
Telephone: (520) 648-8857

If sample(s) received past holding time (HT), or if insufficient HT remains to complete analysis before expiration, shall ACZ proceed with requested short HT analyses? YES [ ] NO [ ]
If "NO" then ACZ will contact client for further instruction. If neither "YES" nor "NO" is indicated, ACZ will proceed with the requested analyses, even if HT is expired, and data will be qualified.

PROJECT INFORMATION

Quote #:
Project/PO #: 0J0 7R 9
Reporting state for compliance testing:
Sampler's Name: Armando Jimenez
Are any samples NRC licensable material?

ANALYSES REQUESTED *(attach list or use quote number)*

SAMPLE IDENTIFICATION	DATE:TIME	Matrix	# of Containers	See Attached Quote 7/8/08
EM-JS-01-0-1	8-1-08 ~~0843~~ 0943	SO	1	1
EM-JS-01-1-3	8-1-08 ~~0843~~ 0943	1	1	1
EM-JS-02-0-1	8-1-08 0917	1	1	1
EM-JS-02-1-3	8-1-08 0917	1	1	1
EM-M26-0-1	8-1-08 956	1	1	1
EM-M26-1-3	8-1-08 956	1	1	1
EM-M26-5-7	8-1-08 1006	1	1	1
C-JS-01-0-1	8-1-08 1239	1	1	1
C-JS-01-1-3	8-1-08 1239	1	1	1
C-JS-02-0-1	8-1-08 1256	1	1	1

Matrix: SW (Surface Water) · GW (Ground Water) · WW (Waste Water) · DW (Drinking Water) · SL (Sludge) · SO (Soil) · OL (Oil) · Other

REMARKS/ SAMPLE DISCLOSURES

UPS # 1Z 810 130 84 6008 7162

PAGE 1 of 2

Please refer to ACZ's terms & conditions located on the reverse side of this COC.

RELINQUISHED BY:	DATE:TIME	RECEIVED BY:	DATE:TIME
[signature]	8-4-08 1530	WPL	8-5-08 10:30

FRMAD050.03.05.02 White - Return with sample. Yellow - Retain for your records.

ACZ Laboratories, Inc.

L70948

2773 Downhill Drive Steamboat Springs, CO 80487 (800) 334-5493

CHAIN of CUSTODY

Report to:

Name: Ned Hall
Company: FMI
E-mail: Ned.Hall@FMI.com
Address: 6200 W. Duval Mine Rd
P.O. Box 527 Green Valley, AZ
Telephone: (520) 648-8857

Copy of Report to:

Name: Rick.Smith@wrscorp.com
Company:
E-mail: Steven.Vaught@wrscorp.com
Telephone:

Invoice to:

Name: Ned Hall
Company: FMI
E-mail: Ned.Hall@FMI.com
Address: 6200 W. Duval Mine Rd.
P.O. Box 527 Green Valley, AZ
Telephone: (520) 648-8857

If sample(s) received past holding time (HT), or if insufficient HT remains to complete analysis before expiration, shall ACZ proceed with requested short HT analyses? YES [ ] NO [ ]
If "NO" then ACZ will contact client for further instruction. If neither "YES" nor "NO" is indicated, ACZ will proceed with the requested analyses, even if HT is expired, and data will be qualified.

PROJECT INFORMATION

Quote #:
Project/PO #: ~~0J06D9~~ 0J07R9
Reporting state for compliance testing:
Sampler's Name: Armando Jiménez
Are any samples NRC licensable material?

ANALYSES REQUESTED *(attach list or use quote number)*

SAMPLE IDENTIFICATION	DATE:TIME	Matrix	# of Containers	See attached Quote 7/3/08							
C-JS-02-1-3	8-1-08 1256	SO	1	1							
C-JS-02-5-7	8-1-08 1302	1	1	1							

Matrix: SW (Surface Water) · GW (Ground Water) · WW (Waste Water) · DW (Drinking Water) · SL (Sludge) · SO (Soil) · OL (Oil) · Other

REMARKS/ SAMPLE DISCLOSURES

UPS # 1Z 810 130 84 6008 7162

PAGE 1 of 2

Please refer to ACZ's terms & conditions located on the reverse side of this COC.

RELINQUISHED BY:	DATE:TIME	RECEIVED BY:	DATE:TIME
[signature]	8-4-08 1530	WPL	8-5-08 1013

FRMAD050.03.05.02 White - Return with sample. Yellow - Retain for your records.

FREEPORT-MCMORAN COPPER & GOLD

Phelps Dodge is a Freeport-McMoRan Company

Order No. OJ07R9

Issued on Fri, 11 Jul, 2008
Created on Fri, 11 Jul, 2008 by ariba system

Contractor:
ACZ LABORATORIES INC | 01250A | STEAMBOAT SPRINGS
2773 DOWNHILL DR
STEAMBOAT SPRINGS, CO 80487
United States
Phone: 1970-879-6590
Fax: 1970-879-2216

Company: FREEPORT-MCMORAN SIERRITA INC

Services to be performed at:
FREEPORT-MCMORAN SIERRITA INC
04 MILL WAREHOUSE 6200 W DUVAL MINE RD
Green Valley, AZ 85614
United States

Company Contact:
Edward L Hall Tel: (505) 537-4237

Invoices to be shipped to:
FREEPORT-MCMORAN SIERRITA INC
Accounts Payable PO Box 2671
Phoenix, AZ 85002
United States

Work Order/Project #:
Unique Name: PR1690000
Cost Center:
Department Name: Alloc Environmental
Expense Element:
Account Name: Outside Svcs - Assay

Contract Administrator: ROBERT LOYD
Phone:
Fax:
Email: robert_loyd@fmi.com

Item	Description	Extended Amount
1	**Envrionmental soil testing at ACZ (contract ...**	$87,000.00USD
	Envrionmental soil testing at ACZ (contract laboratory) for Sierrita Voluntary Remediation Program	

Phelps Dodge Stock Code:
Delivery Method: UPS
Requester: EDWARD L HALL
Freight Coding: Destination, Freight Collect
Phelps Dodge Stock Code:
ID: 010402
Form:
PR No.: PR438560
Contract: MS0214
Payment Terms: Net amount in 33 days, no discount
Tax Rate: 0.0000000000%
Tax Amount: $0.00USD

Total	$87,000.00USD

ACZ Laboratories, Inc.

2773 Downhill Drive Steamboat Springs, CO 80487 (800) 334-5493

Analytical Quote

Accounts Payable
FMI Gold & Copper - Sierrita
P.O. Box 2671
Phoenix, AZ 85002-2671

7/8/2008

Quote Number: SOIL-GPL

Matrix: Soil — Sierrita Soil Sampling Program

Parameter	Method	Detection Limit	Cost/Sample
Metals Analysis			
Antimony, total (3050)	M6020 ICP-MS	0.04 mg/Kg	$13.50
Arsenic, total (3050)	M6020 ICP-MS	0.05 mg/Kg	$13.50
Barium, total (3050)	M6010B ICP	0.3 mg/Kg	$6.75
Beryllium, total (3050)	M6010B ICP	0.2 mg/Kg	$6.75
Cadmium, total (3050)	M6010B ICP	0.5 mg/Kg	$6.75
Chromium, total (3050)	M6010B ICP	1 mg/Kg	$6.75
Cobalt, total (3050)	M6010B ICP	1 mg/Kg	$6.75
Copper, total (3050)	M6010B ICP	1 mg/Kg	$6.75
Lead, total (3050)	M6020 ICP-MS	0.01 mg/Kg	$13.50
Manganese, total (3050)	M6010B ICP	0.5 mg/Kg	$6.75
Mercury, total	M7471A CVAA	0.02 mg/Kg	$17.25
Molybdenum, total (3050)	M6010B ICP	1 mg/Kg	$6.75
Nickel, total (3050)	M6010B ICP	1 mg/Kg	$6.75
Selenium, total (3050)	M6020 ICP-MS	0.01 mg/Kg	$13.50
Thallium, total (3050)	M6020 ICP-MS	0.01 mg/Kg	$13.50
Uranium, total (3050)	M6020 ICP-MS	0.01 mg/Kg	$13.50
Zinc, total (3050)	M6010B ICP	1 mg/Kg	$6.75
Misc.			
Electronic Data Deliverable			$0.00
Quality Control Summary			$0.00
Sample Preparation			
Air Dry at 34 Degrees C	USDA No. 1, 1972		$5.25
Digestion - Alkaline	M3060A		$99.98
Digestion - Hot Plate	M3050B ICP-MS		$10.50
Sieve-2000 um (2.0mm)	ASA No.9, 15-4.2.2		$8.25
Soil Analysis			
Solids, Percent	CLPSOW390, PART F, D-98	0.1 %	$5.25
Wet Chemistry			
Chromium, Hexavalent (3060)	M7196A	0.005 mg/Kg	$28.00
		Cost/Sample:	**$322.98**

Pricing includes standard deliverables and turnaround. Includes a QC Summary and default electronic data deliverable. Method detection limits are estimates and may be elevated depending on sample matrix.

REPAD.09.06.05.01

D/ 21 P/

ACZ Laboratories, Inc.
2773 Downhill Drive Steamboat Springs, CO 80487 (800) 334-5493

Analytical Report

August 29, 2008

Report to:
Ned Hall
FMI Gold & Copper - Sierrita
P.O. Box 527 6200 W. Duval Mine Rd.
Green Valley, AZ 85622-0527

Bill to:
Accounts Payable
FMI Gold & Copper - Sierrita
P.O. Box 2671
Phoenix, AZ 85002-2671

cc: Rick Smith, Steve Vaughn

Project ID: OJ07R9
ACZ Project ID: L70949

Ned Hall:

Enclosed are the analytical results for sample(s) submitted to ACZ Laboratories, Inc. (ACZ) on August 05, 2008. This project has been assigned to ACZ's project number, L70949. Please reference this number in all future inquiries.

All analyses were performed according to ACZ's Quality Assurance Plan, version 12.0. The enclosed results relate only to the samples received under L70949. Each section of this report has been reviewed and approved by the appropriate Laboratory Supervisor, or a qualified substitute.

Except as noted, the test results for the methods and parameters listed on ACZ's current NELAC certificate letter (#ACZ) meet all requirements of NELAC.

This report shall be used or copied only in its entirety. ACZ is not responsible for the consequences arising from the use of a partial report.

All samples and sub-samples associated with this project will be disposed of after September 29, 2008. If the samples are determined to be hazardous, additional charges apply for disposal (typically less than $10/sample). If you would like the samples to be held longer than ACZ's stated policy or to be returned, please contact your Project Manager or Customer Service Representative for further details and associated costs. ACZ retains analytical reports for five years.

If you have any questions or other needs, please contact your Project Manager.

S. Habermehl

Scott Habermehl has reviewed
and approved this report.

FMI Gold Copper - Sierrita

August 29, 2008

Project ID: OJ07R9
ACZ Project ID: L70949

Sample Receipt

ACZ Laboratories, Inc. (ACZ) received 13 soil samples from FMI Gold & Copper - Sierrita on August 5, 2008. The samples were received in good condition. Upon receipt, the sample custodian removed the samples from the cooler, inspected the contents, and logged the samples into ACZ's computerized Laboratory Information Management System (LIMS). The samples were assigned ACZ LIMS project number L70949. The custodian verified the sample information entered into the computer against the chain of custody (COC) forms and sample bottle labels.

Holding Times

All analyses were performed within EPA recommended holding times.

Sample Analysis

These samples were analyzed for inorganic parameters. The individual methods are referenced on both, the ACZ invoice and the analytical reports. The extended qualifier reports may contain footnotes qualifying specific elements due to QC failures. In addition the following has been noted with this specific project:

1. Some of the Lead data (>= L70949-08) has been qualified with the N1 flag. The chemist noted that Lead failed control criteria in the ICSA sample. The level in the samples is greater than 10 times that in the ICSA. No significant impact would be expected.

ACZ Laboratories, Inc.
2773 Downhill Drive Steamboat Springs, CO 80487 (800) 334-5493

Inorganic Analytical Results

FMI Gold & Copper - Sierrita
Project ID: OJ07R9
Sample ID: C-JS-03-0-1

ACZ Sample ID: ***L70949-01***
Date Sampled: *08/04/08 10:25*
Date Received: *08/05/08*
Sample Matrix: *Soil*

Metals Analysis

Parameter	EPA Method	Result	Qual	XQ	Units	MDL	PQL	Date	Analyst
Antimony, total (3050)	M6020 ICP-MS	0.5	B	*	mg/Kg	0.2	1	08/15/08 16:19	erf/msh
Arsenic, total (3050)	M6020 ICP-MS	6.6		*	mg/Kg	0.3	0.5	08/15/08 16:19	erf/msh
Barium, total (3050)	M6010B ICP	82.5		*	mg/Kg	0.3	2	08/20/08 0:48	aeh
Beryllium, total (3050)	M6010B ICP	1.4			mg/Kg	0.2	1	08/21/08 1:03	aeh
Cadmium, total (3050)	M6010B ICP		U		mg/Kg	0.5	2	08/20/08 0:48	aeh
Chromium, total (3050)	M6010B ICP	11		*	mg/Kg	1	5	08/20/08 0:48	aeh
Cobalt, total (3050)	M6010B ICP	12		*	mg/Kg	1	5	08/20/08 0:48	aeh
Copper, total (3050)	M6010B ICP	1020			mg/Kg	1	5	08/20/08 0:48	aeh
Lead, total (3050)	M6020 ICP-MS	74.80		*	mg/Kg	0.05	0.3	08/15/08 16:19	erf/msh
Manganese, total (3050)	M6010B ICP	573		*	mg/Kg	0.5	3	08/20/08 0:48	aeh
Mercury, total	M7471A CVAA		U		mg/Kg	0.04	0.2	08/16/08 16:12	jws
Molybdenum, total (3050)	M6010B ICP	199			mg/Kg	1	5	08/20/08 0:48	aeh
Nickel, total (3050)	M6010B ICP	10			mg/Kg	1	5	08/20/08 0:48	aeh
Selenium, total (3050)	M6020 ICP-MS	0.69			mg/Kg	0.05	0.3	08/15/08 16:19	erf/msh
Thallium, total (3050)	M6020 ICP-MS	0.20	B	*	mg/Kg	0.05	0.3	08/15/08 16:19	erf/msh
Uranium, total (3050)	M6020 ICP-MS	6.11		*	mg/Kg	0.05	0.3	08/15/08 16:19	erf/msh
Zinc, total (3050)	M6010B ICP	256		*	mg/Kg	1	5	08/20/08 0:48	aeh

Soil Analysis

Parameter	EPA Method	Result	Qual	XQ	Units	MDL	PQL	Date	Analyst
Solids, Percent	CLPSOW390, PART F, D-98	94.1		*	%	0.1	0.5	08/06/08 23:23	brd

Soil Preparation

Parameter	EPA Method	Result	Qual	XQ	Units	MDL	PQL	Date	Analyst
Air Dry at 34 Degrees C	USDA No. 1, 1972			*				08/06/08 22:00	brd
Digestion - Hot Plate	M3050B ICP-MS							08/11/08 13:36	mjc
Sieve-2000 um (2.0mm)	ASA No.9, 15-4.2.2			*				08/10/08 12:00	lwt/mjc

Arizona license number: AZ0102

** Please refer to Qualifier Reports for details.*

ACZ Laboratories, Inc.
2773 Downhill Drive Steamboat Springs, CO 80487 (800) 334-5493

Inorganic Analytical Results

FMI Gold & Copper - Sierrita
Project ID: OJ07R9
Sample ID: C-JS-03-1-3

ACZ Sample ID: ***L70949-02***
Date Sampled: *08/04/08 10:31*
Date Received: *08/05/08*
Sample Matrix: *Soil*

Metals Analysis

Parameter	EPA Method	Result	Qual	XQ	Units	MDL	PQL	Date	Analyst
Antimony, total (3050)	M6020 ICP-MS		U	*	mg/Kg	0.2	1	08/15/08 16:26	erf/msh
Arsenic, total (3050)	M6020 ICP-MS	3.3		*	mg/Kg	0.3	0.5	08/15/08 16:26	erf/msh
Barium, total (3050)	M6010B ICP	136		*	mg/Kg	0.3	2	08/20/08 0:51	aeh
Beryllium, total (3050)	M6010B ICP	0.7	B		mg/Kg	0.2	1	08/21/08 1:07	aeh
Cadmium, total (3050)	M6010B ICP	0.7	B		mg/Kg	0.5	2	08/20/08 0:51	aeh
Chromium, total (3050)	M6010B ICP	8		*	mg/Kg	1	5	08/20/08 0:51	aeh
Cobalt, total (3050)	M6010B ICP	8		*	mg/Kg	1	5	08/20/08 0:51	aeh
Copper, total (3050)	M6010B ICP	485			mg/Kg	1	5	08/20/08 0:51	aeh
Lead, total (3050)	M6020 ICP-MS	53.20		*	mg/Kg	0.05	0.3	08/15/08 16:26	erf/msh
Manganese, total (3050)	M6010B ICP	351		*	mg/Kg	0.5	3	08/20/08 0:51	aeh
Mercury, total	M7471A CVAA		U		mg/Kg	0.04	0.2	08/16/08 16:19	jws
Molybdenum, total (3050)	M6010B ICP	37			mg/Kg	1	5	08/20/08 0:51	aeh
Nickel, total (3050)	M6010B ICP	6			mg/Kg	1	5	08/20/08 0:51	aeh
Selenium, total (3050)	M6020 ICP-MS	0.29	B		mg/Kg	0.05	0.3	08/15/08 16:26	erf/msh
Thallium, total (3050)	M6020 ICP-MS	0.22	B	*	mg/Kg	0.05	0.3	08/15/08 16:26	erf/msh
Uranium, total (3050)	M6020 ICP-MS	3.70		*	mg/Kg	0.05	0.3	08/15/08 16:26	erf/msh
Zinc, total (3050)	M6010B ICP	442		*	mg/Kg	1	5	08/20/08 0:51	aeh

Soil Analysis

Parameter	EPA Method	Result	Qual	XQ	Units	MDL	PQL	Date	Analyst
Solids, Percent	CLPSOW390, PART F, D-98	93.7		*	%	0.1	0.5	08/07/08 2:10	brd

Soil Preparation

Parameter	EPA Method	Result	Qual	XQ	Units	MDL	PQL	Date	Analyst
Air Dry at 34 Degrees C	USDA No. 1, 1972			*				08/06/08 22:05	brd
Digestion - Hot Plate	M3050B ICP-MS							08/11/08 13:52	mjc
Sieve-2000 um (2.0mm)	ASA No.9, 15-4.2.2			*				08/10/08 13:50	lwt/mjc

Arizona license number: AZ0102

** Please refer to Qualifier Reports for details.*

ACZ Laboratories, Inc.
2773 Downhill Drive Steamboat Springs, CO 80487 (800) 334-5493

Inorganic Analytical Results

FMI Gold & Copper - Sierrita
Project ID: OJ07R9
Sample ID: C-JS-03-5-7

ACZ Sample ID: ***L70949-03***
Date Sampled: *08/04/08 10:34*
Date Received: *08/05/08*
Sample Matrix: *Soil*

Metals Analysis

Parameter	EPA Method	Result	Qual	XQ	Units	MDL	PQL	Date	Analyst
Antimony, total (3050)	M6020 ICP-MS		U	*	mg/Kg	0.2	1	08/15/08 16:33	erf/msh
Arsenic, total (3050)	M6020 ICP-MS	2.7		*	mg/Kg	0.3	0.5	08/15/08 16:33	erf/msh
Barium, total (3050)	M6010B ICP	88.1		*	mg/Kg	0.3	2	08/20/08 0:54	aeh
Beryllium, total (3050)	M6010B ICP	0.6	B		mg/Kg	0.2	1	08/21/08 1:11	aeh
Cadmium, total (3050)	M6010B ICP		U		mg/Kg	0.5	2	08/20/08 0:54	aeh
Chromium, total (3050)	M6010B ICP	12		*	mg/Kg	1	5	08/20/08 0:54	aeh
Cobalt, total (3050)	M6010B ICP	6		*	mg/Kg	1	5	08/20/08 0:54	aeh
Copper, total (3050)	M6010B ICP	371			mg/Kg	1	5	08/20/08 0:54	aeh
Lead, total (3050)	M6020 ICP-MS	45.90		*	mg/Kg	0.05	0.3	08/15/08 16:33	erf/msh
Manganese, total (3050)	M6010B ICP	256		*	mg/Kg	0.5	3	08/20/08 0:54	aeh
Mercury, total	M7471A CVAA		U		mg/Kg	0.04	0.2	08/16/08 16:21	jws
Molybdenum, total (3050)	M6010B ICP	18			mg/Kg	1	5	08/20/08 0:54	aeh
Nickel, total (3050)	M6010B ICP	6			mg/Kg	1	5	08/20/08 0:54	aeh
Selenium, total (3050)	M6020 ICP-MS	0.23	B		mg/Kg	0.05	0.3	08/15/08 16:33	erf/msh
Thallium, total (3050)	M6020 ICP-MS	0.15	B	*	mg/Kg	0.05	0.3	08/15/08 16:33	erf/msh
Uranium, total (3050)	M6020 ICP-MS	3.15		*	mg/Kg	0.05	0.3	08/15/08 16:33	erf/msh
Zinc, total (3050)	M6010B ICP	255		*	mg/Kg	1	5	08/20/08 0:54	aeh

Soil Analysis

Parameter	EPA Method	Result	Qual	XQ	Units	MDL	PQL	Date	Analyst
Solids, Percent	CLPSOW390, PART F, D-98	89.0		*	%	0.1	0.5	08/07/08 3:34	brd

Soil Preparation

Parameter	EPA Method	Result	Qual	XQ	Units	MDL	PQL	Date	Analyst
Air Dry at 34 Degrees C	USDA No. 1, 1972			*				08/06/08 22:10	brd
Digestion - Hot Plate	M3050B ICP-MS							08/11/08 14:07	mjc
Sieve-2000 um (2.0mm)	ASA No.9, 15-4.2.2			*				08/10/08 15:40	lwt/mjc

Arizona license number: AZ0102

** Please refer to Qualifier Reports for details.*

ACZ Laboratories, Inc.
2773 Downhill Drive Steamboat Springs, CO 80487 (800) 334-5493

Inorganic Analytical Results

FMI Gold & Copper - Sierrita
Project ID: OJ07R9
Sample ID: C-JS-03-10-12

ACZ Sample ID: ***L70949-04***
Date Sampled: *08/04/08 10:43*
Date Received: *08/05/08*
Sample Matrix: *Soil*

Metals Analysis

Parameter	EPA Method	Result	Qual	XQ	Units	MDL	PQL	Date	Analyst
Antimony, total (3050)	M6020 ICP-MS		U	*	mg/Kg	0.2	1	08/15/08 16:39	erf/msh
Arsenic, total (3050)	M6020 ICP-MS	2.2		*	mg/Kg	0.3	0.5	08/15/08 16:39	erf/msh
Barium, total (3050)	M6010B ICP	85.8		*	mg/Kg	0.3	2	08/20/08 0:58	aeh
Beryllium, total (3050)	M6010B ICP	0.7	B		mg/Kg	0.2	1	08/21/08 1:14	aeh
Cadmium, total (3050)	M6010B ICP		U		mg/Kg	0.5	2	08/20/08 0:58	aeh
Chromium, total (3050)	M6010B ICP	8		*	mg/Kg	1	5	08/20/08 0:58	aeh
Cobalt, total (3050)	M6010B ICP	4	B	*	mg/Kg	1	5	08/20/08 0:58	aeh
Copper, total (3050)	M6010B ICP	365			mg/Kg	1	5	08/20/08 0:58	aeh
Lead, total (3050)	M6020 ICP-MS	89.30		*	mg/Kg	0.05	0.3	08/15/08 16:39	erf/msh
Manganese, total (3050)	M6010B ICP	211		*	mg/Kg	0.5	3	08/20/08 0:58	aeh
Mercury, total	M7471A CVAA		U		mg/Kg	0.04	0.2	08/16/08 16:23	jws
Molybdenum, total (3050)	M6010B ICP	7			mg/Kg	1	5	08/20/08 0:58	aeh
Nickel, total (3050)	M6010B ICP	4	B		mg/Kg	1	5	08/20/08 0:58	aeh
Selenium, total (3050)	M6020 ICP-MS	0.41			mg/Kg	0.05	0.3	08/15/08 16:39	erf/msh
Thallium, total (3050)	M6020 ICP-MS	0.18	B	*	mg/Kg	0.05	0.3	08/15/08 16:39	erf/msh
Uranium, total (3050)	M6020 ICP-MS	13.00		*	mg/Kg	0.05	0.3	08/15/08 16:39	erf/msh
Zinc, total (3050)	M6010B ICP	178		*	mg/Kg	1	5	08/20/08 0:58	aeh

Soil Analysis

Parameter	EPA Method	Result	Qual	XQ	Units	MDL	PQL	Date	Analyst
Solids, Percent	CLPSOW390, PART F, D-98	86.0		*	%	0.1	0.5	08/07/08 4:57	brd

Soil Preparation

Parameter	EPA Method	Result	Qual	XQ	Units	MDL	PQL	Date	Analyst
Air Dry at 34 Degrees C	USDA No. 1, 1972			*				08/06/08 22:15	brd
Digestion - Hot Plate	M3050B ICP-MS							08/11/08 14:23	mjc
Sieve-2000 um (2.0mm)	ASA No.9, 15-4.2.2			*				08/10/08 17:30	lwt/mjc

Arizona license number: AZ0102

** Please refer to Qualifier Reports for details.*

ACZ Laboratories, Inc.
2773 Downhill Drive Steamboat Springs, CO 80487 (800) 334-5493

Inorganic Analytical Results

FMI Gold & Copper - Sierrita
Project ID: OJ07R9
Sample ID: C-JS-03-15-17

ACZ Sample ID: ***L70949-05***
Date Sampled: *08/04/08 11:03*
Date Received: *08/05/08*
Sample Matrix: *Soil*

Metals Analysis

Parameter	EPA Method	Result	Qual	XQ	Units	MDL	PQL	Date	Analyst
Antimony, total (3050)	M6020 ICP-MS		U	*	mg/Kg	0.2	1	08/15/08 16:46	erf/msh
Arsenic, total (3050)	M6020 ICP-MS	2.8		*	mg/Kg	0.3	0.5	08/15/08 16:46	erf/msh
Barium, total (3050)	M6010B ICP	95.6		*	mg/Kg	0.3	2	08/20/08 1:01	aeh
Beryllium, total (3050)	M6010B ICP	0.8	B		mg/Kg	0.2	1	08/21/08 1:18	aeh
Cadmium, total (3050)	M6010B ICP		U		mg/Kg	0.5	2	08/20/08 1:01	aeh
Chromium, total (3050)	M6010B ICP	10		*	mg/Kg	1	5	08/20/08 1:01	aeh
Cobalt, total (3050)	M6010B ICP	6		*	mg/Kg	1	5	08/20/08 1:01	aeh
Copper, total (3050)	M6010B ICP	442			mg/Kg	1	5	08/20/08 1:01	aeh
Lead, total (3050)	M6020 ICP-MS	66.60		*	mg/Kg	0.05	0.3	08/15/08 16:46	erf/msh
Manganese, total (3050)	M6010B ICP	270		*	mg/Kg	0.5	3	08/20/08 1:01	aeh
Mercury, total	M7471A CVAA		U		mg/Kg	0.04	0.2	08/16/08 16:26	jws
Molybdenum, total (3050)	M6010B ICP	14			mg/Kg	1	5	08/20/08 1:01	aeh
Nickel, total (3050)	M6010B ICP	5	B		mg/Kg	1	5	08/20/08 1:01	aeh
Selenium, total (3050)	M6020 ICP-MS	0.42			mg/Kg	0.05	0.3	08/15/08 16:46	erf/msh
Thallium, total (3050)	M6020 ICP-MS	0.20	B	*	mg/Kg	0.05	0.3	08/15/08 16:46	erf/msh
Uranium, total (3050)	M6020 ICP-MS	15.30		*	mg/Kg	0.05	0.3	08/15/08 16:46	erf/msh
Zinc, total (3050)	M6010B ICP	207		*	mg/Kg	1	5	08/20/08 1:01	aeh

Soil Analysis

Parameter	EPA Method	Result	Qual	XQ	Units	MDL	PQL	Date	Analyst
Solids, Percent	CLPSOW390, PART F, D-98	81.9		*	%	0.1	0.5	08/07/08 6:21	brd

Soil Preparation

Parameter	EPA Method	Result	Qual	XQ	Units	MDL	PQL	Date	Analyst
Air Dry at 34 Degrees C	USDA No. 1, 1972			*				08/06/08 22:20	brd
Digestion - Hot Plate	M3050B ICP-MS							08/11/08 14:39	mjc
Sieve-2000 um (2.0mm)	ASA No.9, 15-4.2.2			*				08/10/08 19:20	lwt/mjc

Arizona license number: AZ0102

** Please refer to Qualifier Reports for details.*

ACZ Laboratories, Inc.
2773 Downhill Drive Steamboat Springs, CO 80487 (800) 334-5493

Inorganic Analytical Results

FMI Gold & Copper - Sierrita
Project ID: OJ07R9
Sample ID: CS-JS-01-0-1

ACZ Sample ID: ***L70949-06***
Date Sampled: *08/04/08 11:38*
Date Received: *08/05/08*
Sample Matrix: *Soil*

Metals Analysis

Parameter	EPA Method	Result	Qual	XQ	Units	MDL	PQL	Date	Analyst
Antimony, total (3050)	M6020 ICP-MS	0.5	B	*	mg/Kg	0.2	1	08/15/08 16:53	erf/msh
Arsenic, total (3050)	M6020 ICP-MS	8.7		*	mg/Kg	0.3	0.5	08/15/08 16:53	erf/msh
Barium, total (3050)	M6010B ICP	82.3		*	mg/Kg	0.3	2	08/20/08 1:05	aeh
Beryllium, total (3050)	M6010B ICP	0.6	B		mg/Kg	0.2	1	08/21/08 1:29	aeh
Cadmium, total (3050)	M6010B ICP		U		mg/Kg	0.5	2	08/20/08 1:05	aeh
Chromium, total (3050)	M6010B ICP	14		*	mg/Kg	1	5	08/20/08 1:05	aeh
Cobalt, total (3050)	M6010B ICP	7		*	mg/Kg	1	5	08/20/08 1:05	aeh
Copper, total (3050)	M6010B ICP	423			mg/Kg	1	5	08/20/08 1:05	aeh
Lead, total (3050)	M6020 ICP-MS	65.10		*	mg/Kg	0.05	0.3	08/15/08 16:53	erf/msh
Manganese, total (3050)	M6010B ICP	386		*	mg/Kg	0.5	3	08/20/08 1:05	aeh
Mercury, total	M7471A CVAA		U		mg/Kg	0.04	0.2	08/16/08 16:28	jws
Molybdenum, total (3050)	M6010B ICP	142			mg/Kg	1	5	08/20/08 1:05	aeh
Nickel, total (3050)	M6010B ICP	6			mg/Kg	1	5	08/20/08 1:05	aeh
Selenium, total (3050)	M6020 ICP-MS	0.62			mg/Kg	0.05	0.3	08/15/08 16:53	erf/msh
Thallium, total (3050)	M6020 ICP-MS	0.22	B	*	mg/Kg	0.05	0.3	08/15/08 16:53	erf/msh
Uranium, total (3050)	M6020 ICP-MS	3.67		*	mg/Kg	0.05	0.3	08/15/08 16:53	erf/msh
Zinc, total (3050)	M6010B ICP	124		*	mg/Kg	1	5	08/20/08 1:05	aeh

Soil Analysis

Parameter	EPA Method	Result	Qual	XQ	Units	MDL	PQL	Date	Analyst
Solids, Percent	CLPSOW390, PART F, D-98	96.3		*	%	0.1	0.5	08/07/08 7:44	brd

Soil Preparation

Parameter	EPA Method	Result	Qual	XQ	Units	MDL	PQL	Date	Analyst
Air Dry at 34 Degrees C	USDA No. 1, 1972			*				08/06/08 22:25	brd
Digestion - Hot Plate	M3050B ICP-MS							08/11/08 14:54	mjc
Sieve-2000 um (2.0mm)	ASA No.9, 15-4.2.2			*				08/10/08 21:10	lwt/mjc

Arizona license number: AZ0102

** Please refer to Qualifier Reports for details.*

ACZ Laboratories, Inc.
2773 Downhill Drive Steamboat Springs, CO 80487 (800) 334-5493

Inorganic Analytical Results

FMI Gold & Copper - Sierrita
Project ID: OJ07R9
Sample ID: CS-JS-01-1-3

ACZ Sample ID: ***L70949-07***
Date Sampled: *08/04/08 11:38*
Date Received: *08/05/08*
Sample Matrix: *Soil*

Metals Analysis

Parameter	EPA Method	Result	Qual	XQ	Units	MDL	PQL	Date	Analyst
Antimony, total (3050)	M6020 ICP-MS		U	*	mg/Kg	0.2	1	08/15/08 17:00	erf/msh
Arsenic, total (3050)	M6020 ICP-MS	2.2		*	mg/Kg	0.3	0.5	08/15/08 17:00	erf/msh
Barium, total (3050)	M6010B ICP	121		*	mg/Kg	0.3	2	08/20/08 1:08	aeh
Beryllium, total (3050)	M6010B ICP	0.6	B		mg/Kg	0.2	1	08/21/08 1:32	aeh
Cadmium, total (3050)	M6010B ICP		U		mg/Kg	0.5	2	08/20/08 1:08	aeh
Chromium, total (3050)	M6010B ICP	37		*	mg/Kg	1	5	08/20/08 1:08	aeh
Cobalt, total (3050)	M6010B ICP	8		*	mg/Kg	1	5	08/20/08 1:08	aeh
Copper, total (3050)	M6010B ICP	432			mg/Kg	1	5	08/20/08 1:08	aeh
Lead, total (3050)	M6020 ICP-MS	90.50		*	mg/Kg	0.05	0.3	08/15/08 17:00	erf/msh
Manganese, total (3050)	M6010B ICP	546		*	mg/Kg	0.5	3	08/20/08 1:08	aeh
Mercury, total	M7471A CVAA		U		mg/Kg	0.04	0.2	08/16/08 16:30	jws
Molybdenum, total (3050)	M6010B ICP	54			mg/Kg	1	5	08/20/08 1:08	aeh
Nickel, total (3050)	M6010B ICP	6			mg/Kg	1	5	08/20/08 1:08	aeh
Selenium, total (3050)	M6020 ICP-MS	0.26	B		mg/Kg	0.05	0.3	08/15/08 17:00	erf/msh
Thallium, total (3050)	M6020 ICP-MS	0.20	B	*	mg/Kg	0.05	0.3	08/15/08 17:00	erf/msh
Uranium, total (3050)	M6020 ICP-MS	4.66		*	mg/Kg	0.05	0.3	08/15/08 17:00	erf/msh
Zinc, total (3050)	M6010B ICP	172		*	mg/Kg	1	5	08/20/08 1:08	aeh

Soil Analysis

Parameter	EPA Method	Result	Qual	XQ	Units	MDL	PQL	Date	Analyst
Solids, Percent	CLPSOW390, PART F, D-98	95.5		*	%	0.1	0.5	08/07/08 9:08	brd

Soil Preparation

Parameter	EPA Method	Result	Qual	XQ	Units	MDL	PQL	Date	Analyst
Air Dry at 34 Degrees C	USDA No. 1, 1972			*				08/06/08 22:30	brd
Digestion - Hot Plate	M3050B ICP-MS							08/11/08 15:10	mjc
Sieve-2000 um (2.0mm)	ASA No.9, 15-4.2.2			*				08/10/08 23:00	lwt/mjc

Arizona license number: AZ0102

** Please refer to Qualifier Reports for details.*

ACZ Laboratories, Inc.
2773 Downhill Drive Steamboat Springs, CO 80487 (800) 334-5493

Inorganic Analytical Results

FMI Gold & Copper - Sierrita
Project ID: OJ07R9
Sample ID: CS-JS-01-5-7

ACZ Sample ID: ***L70949-08***
Date Sampled: *08/04/08 11:44*
Date Received: *08/05/08*
Sample Matrix: *Soil*

Metals Analysis

Parameter	EPA Method	Result	Qual	XQ	Units	MDL	PQL	Date	Analyst
Antimony, total (3050)	M6020 ICP-MS	0.3	B	*	mg/Kg	0.2	1	08/15/08 17:07	erf/msh
Arsenic, total (3050)	M6020 ICP-MS	3.6		*	mg/Kg	0.3	0.5	08/15/08 17:07	erf/msh
Barium, total (3050)	M6010B ICP	146		*	mg/Kg	0.3	2	08/20/08 1:12	aeh
Beryllium, total (3050)	M6010B ICP	0.7	B		mg/Kg	0.2	1	08/21/08 1:36	aeh
Cadmium, total (3050)	M6010B ICP		U		mg/Kg	0.5	2	08/20/08 1:12	aeh
Chromium, total (3050)	M6010B ICP	5		*	mg/Kg	1	5	08/20/08 1:12	aeh
Cobalt, total (3050)	M6010B ICP	10		*	mg/Kg	1	5	08/20/08 1:12	aeh
Copper, total (3050)	M6010B ICP	602			mg/Kg	1	5	08/20/08 1:12	aeh
Lead, total (3050)	M6020 ICP-MS	343		*	mg/Kg	0.1	0.5	08/22/08 10:04	erf/rac
Manganese, total (3050)	M6010B ICP	486		*	mg/Kg	0.5	3	08/20/08 1:12	aeh
Mercury, total	M7471A CVAA		U		mg/Kg	0.04	0.2	08/16/08 16:33	jws
Molybdenum, total (3050)	M6010B ICP	134			mg/Kg	1	5	08/20/08 1:12	aeh
Nickel, total (3050)	M6010B ICP	5			mg/Kg	1	5	08/20/08 1:12	aeh
Selenium, total (3050)	M6020 ICP-MS	0.48			mg/Kg	0.05	0.3	08/15/08 17:07	erf/msh
Thallium, total (3050)	M6020 ICP-MS	0.23	B	*	mg/Kg	0.05	0.3	08/15/08 17:07	erf/msh
Uranium, total (3050)	M6020 ICP-MS	6.09		*	mg/Kg	0.05	0.3	08/15/08 17:07	erf/msh
Zinc, total (3050)	M6010B ICP	302		*	mg/Kg	1	5	08/20/08 1:12	aeh

Soil Analysis

Parameter	EPA Method	Result	Qual	XQ	Units	MDL	PQL	Date	Analyst
Solids, Percent	CLPSOW390, PART F, D-98	94.0		*	%	0.1	0.5	08/07/08 10:32	brd

Soil Preparation

Parameter	EPA Method	Result	Qual	XQ	Units	MDL	PQL	Date	Analyst
Air Dry at 34 Degrees C	USDA No. 1, 1972			*				08/06/08 22:35	brd
Digestion - Hot Plate	M3050B ICP-MS							08/11/08 15:25	mjc
Sieve-2000 um (2.0mm)	ASA No.9, 15-4.2.2			*				08/11/08 0:50	lwt/mjc

Arizona license number: AZ0102

** Please refer to Qualifier Reports for details.*

ACZ Laboratories, Inc.
2773 Downhill Drive Steamboat Springs, CO 80487 (800) 334-5493

Inorganic Analytical Results

FMI Gold & Copper - Sierrita
Project ID: OJ07R9
Sample ID: CS-JS-01-10-12

ACZ Sample ID: ***L70949-09***
Date Sampled: *08/04/08 13:30*
Date Received: *08/05/08*
Sample Matrix: *Soil*

Metals Analysis

Parameter	EPA Method	Result	Qual	XQ	Units	MDL	PQL	Date	Analyst
Antimony, total (3050)	M6020 ICP-MS	1.0	B	*	mg/Kg	0.2	1	08/15/08 17:15	erf/msh
Arsenic, total (3050)	M6020 ICP-MS	5.8		*	mg/Kg	0.3	0.5	08/15/08 17:15	erf/msh
Barium, total (3050)	M6010B ICP	123		*	mg/Kg	0.3	2	08/20/08 1:22	aeh
Beryllium, total (3050)	M6010B ICP	0.7	B		mg/Kg	0.2	1	08/21/08 1:40	aeh
Cadmium, total (3050)	M6010B ICP		U		mg/Kg	0.5	2	08/20/08 1:22	aeh
Chromium, total (3050)	M6010B ICP	9		*	mg/Kg	1	5	08/20/08 1:22	aeh
Cobalt, total (3050)	M6010B ICP	12		*	mg/Kg	1	5	08/20/08 1:22	aeh
Copper, total (3050)	M6010B ICP	4580			mg/Kg	1	5	08/20/08 1:22	aeh
Lead, total (3050)	M6020 ICP-MS	47.90		*	mg/Kg	0.05	0.3	08/15/08 17:15	erf/msh
Manganese, total (3050)	M6010B ICP	392		*	mg/Kg	0.5	3	08/20/08 1:22	aeh
Mercury, total	M7471A CVAA		U		mg/Kg	0.04	0.2	08/16/08 16:35	jws
Molybdenum, total (3050)	M6010B ICP	735			mg/Kg	1	5	08/20/08 1:22	aeh
Nickel, total (3050)	M6010B ICP	5			mg/Kg	1	5	08/20/08 1:22	aeh
Selenium, total (3050)	M6020 ICP-MS	3.37			mg/Kg	0.05	0.3	08/15/08 17:15	erf/msh
Thallium, total (3050)	M6020 ICP-MS	0.27	B	*	mg/Kg	0.05	0.3	08/15/08 17:15	erf/msh
Uranium, total (3050)	M6020 ICP-MS	6.90		*	mg/Kg	0.05	0.3	08/15/08 17:15	erf/msh
Zinc, total (3050)	M6010B ICP	150		*	mg/Kg	1	5	08/20/08 1:22	aeh

Soil Analysis

Parameter	EPA Method	Result	Qual	XQ	Units	MDL	PQL	Date	Analyst
Solids, Percent	CLPSOW390, PART F, D-98	77.9		*	%	0.1	0.5	08/07/08 11:55	brd

Soil Preparation

Parameter	EPA Method	Result	Qual	XQ	Units	MDL	PQL	Date	Analyst
Air Dry at 34 Degrees C	USDA No. 1, 1972			*				08/06/08 22:40	brd
Digestion - Hot Plate	M3050B ICP-MS							08/11/08 15:41	mjc
Sieve-2000 um (2.0mm)	ASA No.9, 15-4.2.2			*				08/11/08 2:40	lwt/mjc

Arizona license number: AZ0102

** Please refer to Qualifier Reports for details.*

ACZ Laboratories, Inc.
2773 Downhill Drive Steamboat Springs, CO 80487 (800) 334-5493

Inorganic Analytical Results

FMI Gold & Copper - Sierrita
Project ID: OJ07R9
Sample ID: CS-JS-02-0-1

ACZ Sample ID: ***L70949-10***
Date Sampled: *08/04/08 14:06*
Date Received: *08/05/08*
Sample Matrix: *Soil*

Metals Analysis

Parameter	EPA Method	Result	Qual	XQ	Units	MDL	PQL	Date	Analyst
Antimony, total (3050)	M6020 ICP-MS	0.3	B	*	mg/Kg	0.2	1	08/15/08 17:36	erf/msh
Arsenic, total (3050)	M6020 ICP-MS	4.0		*	mg/Kg	0.3	0.5	08/15/08 17:36	erf/msh
Barium, total (3050)	M6010B ICP	157		*	mg/Kg	0.3	2	08/20/08 1:25	aeh
Beryllium, total (3050)	M6010B ICP	0.6	B		mg/Kg	0.2	1	08/21/08 1:43	aeh
Cadmium, total (3050)	M6010B ICP		U		mg/Kg	0.5	2	08/20/08 1:25	aeh
Chromium, total (3050)	M6010B ICP	8		*	mg/Kg	1	5	08/20/08 1:25	aeh
Cobalt, total (3050)	M6010B ICP	9		*	mg/Kg	1	5	08/20/08 1:25	aeh
Copper, total (3050)	M6010B ICP	640			mg/Kg	1	5	08/20/08 1:25	aeh
Lead, total (3050)	M6020 ICP-MS	126		*	mg/Kg	0.05	0.3	08/15/08 17:36	erf/msh
Manganese, total (3050)	M6010B ICP	348		*	mg/Kg	0.5	3	08/20/08 1:25	aeh
Mercury, total	M7471A CVAA		U		mg/Kg	0.04	0.2	08/16/08 16:37	jws
Molybdenum, total (3050)	M6010B ICP	81			mg/Kg	1	5	08/20/08 1:25	aeh
Nickel, total (3050)	M6010B ICP	6			mg/Kg	1	5	08/20/08 1:25	aeh
Selenium, total (3050)	M6020 ICP-MS	0.41			mg/Kg	0.05	0.3	08/15/08 17:36	erf/msh
Thallium, total (3050)	M6020 ICP-MS	0.32		*	mg/Kg	0.05	0.3	08/22/08 10:10	erf/rac
Uranium, total (3050)	M6020 ICP-MS	3.77		*	mg/Kg	0.05	0.3	08/15/08 17:36	erf/msh
Zinc, total (3050)	M6010B ICP	218		*	mg/Kg	1	5	08/20/08 1:25	aeh

Soil Analysis

Parameter	EPA Method	Result	Qual	XQ	Units	MDL	PQL	Date	Analyst
Solids, Percent	CLPSOW390, PART F, D-98	93.9		*	%	0.1	0.5	08/07/08 13:19	brd

Soil Preparation

Parameter	EPA Method	Result	Qual	XQ	Units	MDL	PQL	Date	Analyst
Air Dry at 34 Degrees C	USDA No. 1, 1972			*				08/06/08 22:45	brd
Digestion - Hot Plate	M3050B ICP-MS							08/11/08 15:57	mjc
Sieve-2000 um (2.0mm)	ASA No.9, 15-4.2.2			*				08/11/08 4:30	lwt/mjc

Arizona license number: AZ0102

** Please refer to Qualifier Reports for details.*

ACZ Laboratories, Inc.
2773 Downhill Drive Steamboat Springs, CO 80487 (800) 334-5493

Inorganic Analytical Results

FMI Gold & Copper - Sierrita
Project ID: OJ07R9
Sample ID: CS-JS-02-1-3

ACZ Sample ID: ***L70949-11***
Date Sampled: *08/04/08 14:06*
Date Received: *08/05/08*
Sample Matrix: *Soil*

Metals Analysis

Parameter	EPA Method	Result	Qual	XQ	Units	MDL	PQL	Date	Analyst
Antimony, total (3050)	M6020 ICP-MS	0.2	B	*	mg/Kg	0.2	1	08/15/08 17:43	erf/msh
Arsenic, total (3050)	M6020 ICP-MS	3.3		*	mg/Kg	0.3	0.5	08/15/08 17:43	erf/msh
Barium, total (3050)	M6010B ICP	85.6		*	mg/Kg	0.3	2	08/20/08 1:29	aeh
Beryllium, total (3050)	M6010B ICP	0.7	B		mg/Kg	0.2	1	08/21/08 1:47	aeh
Cadmium, total (3050)	M6010B ICP		U		mg/Kg	0.5	2	08/20/08 1:29	aeh
Chromium, total (3050)	M6010B ICP	7		*	mg/Kg	1	5	08/20/08 1:29	aeh
Cobalt, total (3050)	M6010B ICP	7		*	mg/Kg	1	5	08/20/08 1:29	aeh
Copper, total (3050)	M6010B ICP	448			mg/Kg	1	5	08/20/08 1:29	aeh
Lead, total (3050)	M6020 ICP-MS	25.70		*	mg/Kg	0.05	0.3	08/15/08 17:43	erf/msh
Manganese, total (3050)	M6010B ICP	269		*	mg/Kg	0.5	3	08/20/08 1:29	aeh
Mercury, total	M7471A CVAA		U		mg/Kg	0.04	0.2	08/16/08 16:40	jws
Molybdenum, total (3050)	M6010B ICP	28			mg/Kg	1	5	08/20/08 1:29	aeh
Nickel, total (3050)	M6010B ICP	5			mg/Kg	1	5	08/20/08 1:29	aeh
Selenium, total (3050)	M6020 ICP-MS	0.32			mg/Kg	0.05	0.3	08/15/08 17:43	erf/msh
Thallium, total (3050)	M6020 ICP-MS	0.26	B	*	mg/Kg	0.05	0.3	08/22/08 10:16	erf/rac
Uranium, total (3050)	M6020 ICP-MS	3.28		*	mg/Kg	0.05	0.3	08/15/08 17:43	erf/msh
Zinc, total (3050)	M6010B ICP	269		*	mg/Kg	1	5	08/20/08 1:29	aeh

Soil Analysis

Parameter	EPA Method	Result	Qual	XQ	Units	MDL	PQL	Date	Analyst
Solids, Percent	CLPSOW390, PART F, D-98	95.8		*	%	0.1	0.5	08/07/08 14:42	brd

Soil Preparation

Parameter	EPA Method	Result	Qual	XQ	Units	MDL	PQL	Date	Analyst
Air Dry at 34 Degrees C	USDA No. 1, 1972			*				08/06/08 22:50	brd
Digestion - Hot Plate	M3050B ICP-MS							08/11/08 16:12	mjc
Sieve-2000 um (2.0mm)	ASA No.9, 15-4.2.2			*				08/11/08 6:20	lwt/mjc

Arizona license number: AZ0102

** Please refer to Qualifier Reports for details.*

ACZ Laboratories, Inc.
2773 Downhill Drive Steamboat Springs, CO 80487 (800) 334-5493

Inorganic Analytical Results

FMI Gold & Copper - Sierrita
Project ID: OJ07R9
Sample ID: CS-JS-02-5-7

ACZ Sample ID: ***L70949-12***
Date Sampled: *08/04/08 14:15*
Date Received: *08/05/08*
Sample Matrix: *Soil*

Metals Analysis

Parameter	EPA Method	Result	Qual	XQ	Units	MDL	PQL	Date	Analyst
Antimony, total (3050)	M6020 ICP-MS		U	*	mg/Kg	0.2	1	08/15/08 17:50	erf/msh
Arsenic, total (3050)	M6020 ICP-MS	1.6		*	mg/Kg	0.3	0.5	08/15/08 17:50	erf/msh
Barium, total (3050)	M6010B ICP	366		*	mg/Kg	0.3	2	08/20/08 1:32	aeh
Beryllium, total (3050)	M6010B ICP	0.5	B		mg/Kg	0.2	1	08/21/08 1:50	aeh
Cadmium, total (3050)	M6010B ICP		U		mg/Kg	0.5	2	08/20/08 1:32	aeh
Chromium, total (3050)	M6010B ICP	5		*	mg/Kg	1	5	08/20/08 1:32	aeh
Cobalt, total (3050)	M6010B ICP	11		*	mg/Kg	1	5	08/20/08 1:32	aeh
Copper, total (3050)	M6010B ICP	131			mg/Kg	1	5	08/20/08 1:32	aeh
Lead, total (3050)	M6020 ICP-MS	20.30		*	mg/Kg	0.05	0.3	08/15/08 17:50	erf/msh
Manganese, total (3050)	M6010B ICP	430		*	mg/Kg	0.5	3	08/20/08 1:32	aeh
Mercury, total	M7471A CVAA		U		mg/Kg	0.04	0.2	08/16/08 16:46	jws
Molybdenum, total (3050)	M6010B ICP	5	B		mg/Kg	1	5	08/20/08 1:32	aeh
Nickel, total (3050)	M6010B ICP	9			mg/Kg	1	5	08/20/08 1:32	aeh
Selenium, total (3050)	M6020 ICP-MS	0.19	B		mg/Kg	0.05	0.3	08/15/08 17:50	erf/msh
Thallium, total (3050)	M6020 ICP-MS	0.38		*	mg/Kg	0.05	0.3	08/22/08 10:29	erf/rac
Uranium, total (3050)	M6020 ICP-MS	3.00		*	mg/Kg	0.05	0.3	08/15/08 17:50	erf/msh
Zinc, total (3050)	M6010B ICP	1140		*	mg/Kg	1	5	08/20/08 1:32	aeh

Soil Analysis

Parameter	EPA Method	Result	Qual	XQ	Units	MDL	PQL	Date	Analyst
Solids, Percent	CLPSOW390, PART F, D-98	95.8		*	%	0.1	0.5	08/07/08 16:06	brd

Soil Preparation

Parameter	EPA Method	Result	Qual	XQ	Units	MDL	PQL	Date	Analyst
Air Dry at 34 Degrees C	USDA No. 1, 1972			*				08/06/08 22:55	brd
Digestion - Hot Plate	M3050B ICP-MS							08/11/08 16:28	mjc
Sieve-2000 um (2.0mm)	ASA No.9, 15-4.2.2			*				08/11/08 8:10	lwt/mjc

Arizona license number: AZ0102

** Please refer to Qualifier Reports for details.*

ACZ Laboratories, Inc.
2773 Downhill Drive Steamboat Springs, CO 80487 (800) 334-5493

Inorganic Analytical Results

FMI Gold & Copper - Sierrita
Project ID: OJ07R9
Sample ID: CS-JS-02-10-11

ACZ Sample ID: ***L70949-13***
Date Sampled: *08/04/08 14:33*
Date Received: *08/05/08*
Sample Matrix: *Soil*

Metals Analysis

Parameter	EPA Method	Result	Qual	XQ	Units	MDL	PQL	Date	Analyst
Antimony, total (3050)	M6020 ICP-MS	0.7	B	*	mg/Kg	0.2	1	08/15/08 17:57	erf/msh
Arsenic, total (3050)	M6020 ICP-MS	5.3		*	mg/Kg	0.3	0.5	08/15/08 17:57	erf/msh
Barium, total (3050)	M6010B ICP	138		*	mg/Kg	0.3	2	08/20/08 1:36	aeh
Beryllium, total (3050)	M6010B ICP	0.6	B		mg/Kg	0.2	1	08/21/08 1:54	aeh
Cadmium, total (3050)	M6010B ICP	8.3			mg/Kg	0.5	2	08/20/08 1:36	aeh
Chromium, total (3050)	M6010B ICP	5		*	mg/Kg	1	5	08/20/08 1:36	aeh
Cobalt, total (3050)	M6010B ICP	12		*	mg/Kg	1	5	08/20/08 1:36	aeh
Copper, total (3050)	M6010B ICP	448			mg/Kg	1	5	08/20/08 1:36	aeh
Lead, total (3050)	M6020 ICP-MS	376		*	mg/Kg	0.1	0.5	08/22/08 10:48	erf/rac
Manganese, total (3050)	M6010B ICP	717		*	mg/Kg	0.5	3	08/20/08 1:36	aeh
Mercury, total	M7471A CVAA		U		mg/Kg	0.04	0.2	08/16/08 16:49	jws
Molybdenum, total (3050)	M6010B ICP	15			mg/Kg	1	5	08/20/08 1:36	aeh
Nickel, total (3050)	M6010B ICP	8			mg/Kg	1	5	08/20/08 1:36	aeh
Selenium, total (3050)	M6020 ICP-MS	0.24	B		mg/Kg	0.05	0.3	08/15/08 17:57	erf/msh
Thallium, total (3050)	M6020 ICP-MS	0.4	B	*	mg/Kg	0.1	0.5	08/22/08 10:48	erf/rac
Uranium, total (3050)	M6020 ICP-MS	7.77		*	mg/Kg	0.05	0.3	08/15/08 17:57	erf/msh
Zinc, total (3050)	M6010B ICP	3630		*	mg/Kg	1	5	08/20/08 1:36	aeh

Soil Analysis

Parameter	EPA Method	Result	Qual	XQ	Units	MDL	PQL	Date	Analyst
Solids, Percent	CLPSOW390, PART F, D-98	95.6		*	%	0.1	0.5	08/07/08 17:29	brd

Soil Preparation

Parameter	EPA Method	Result	Qual	XQ	Units	MDL	PQL	Date	Analyst
Air Dry at 34 Degrees C	USDA No. 1, 1972			*				08/06/08 23:00	brd
Digestion - Hot Plate	M3050B ICP-MS							08/11/08 16:43	mjc
Sieve-2000 um (2.0mm)	ASA No.9, 15-4.2.2			*				08/11/08 10:00	lwt/mjc

Arizona license number: AZ0102

** Please refer to Qualifier Reports for details.*

Report Header Explanations

Batch	A distinct set of samples analyzed at a specific time
Found	Value of the QC Type of interest
Limit	Upper limit for RPD, in %.
Lower	Lower Recovery Limit, in % (except for LCSS, mg/Kg)
MDL	Method Detection Limit. Same as Minimum Reporting Limit. Allows for instrument and annual fluctuations.
PCN/SCN	A number assigned to reagents/standards to trace to the manufacturer's certificate of analysis
PQL	Practical Quantitation Limit, typically 5 times the MDL.
QC	True Value of the Control Sample or the amount added to the Spike
Rec	Amount of the true value or spike added recovered, in % (except for LCSS, mg/Kg)
RPD	Relative Percent Difference, calculation used for Duplicate QC Types
Upper	Upper Recovery Limit, in % (except for LCSS, mg/Kg)
Sample	Value of the Sample of interest

QC Sample Types

AS	Analytical Spike (Post Digestion)	*LCSWD*	Laboratory Control Sample - Water Duplicate
ASD	Analytical Spike (Post Digestion) Duplicate	*LFB*	Laboratory Fortified Blank
CCB	Continuing Calibration Blank	*LFM*	Laboratory Fortified Matrix
CCV	Continuing Calivation Verification standard	*LFMD*	Laboratory Fortified Matrix Duplicate
DUP	Sample Duplicate	*LRB*	Laboratory Reagent Blank
ICB	Initial Calibration Blank	*MS*	Matrix Spike
ICV	Initial Calibration Verification standard	*MSD*	Matrix Spike Duplicate
ICSAB	Inter-element Correction Standard - A plus B solutions	*PBS*	Prep Blank - Soil
LCSS	Laboratory Control Sample - Soil	*PBW*	Prep Blank - Water
LCSSD	Laboratory Control Sample - Soil Duplicate	*PQV*	Practical Quantitation Verification standard
LCSW	Laboratory Control Sample - Water	*SDL*	Serial Dilution

QC Sample Type Explanations

Blanks	Verifies that there is no or minimal contamination in the prep method or calibration procedure.
Control Samples	Verifies the accuracy of the method, including the prep procedure.
Duplicates	Verifies the precision of the instrument and/or method.
Spikes/Fortified Matrix	Determines sample matrix interferences, if any.
Standard	Verifies the validity of the calibration.

ACZ Qualifiers (Qual)

B	Analyte concentration detected at a value between MDL and PQL.
H	Analysis exceeded method hold time. pH is a field test with an immediate hold time.
U	Analyte was analyzed for but not detected at the indicated MDL

Method References

(1) EPA 600/4-83-020. Methods for Chemical Analysis of Water and Wastes, March 1983.
(2) EPA 600/R-93-100. Methods for the Determination of Inorganic Substances in Environmental Samples, August 1993.
(3) EPA 600/R-94-111. Methods for the Determination of Metals in Environmental Samples - Supplement I, May 1994.
(5) EPA SW-846. Test Methods for Evaluating Solid Waste, Third Edition with Update III, December 1996.
(6) Standard Methods for the Examination of Water and Wastewater, 19th edition, 1995.

Comments

(1) QC results calculated from raw data. Results may vary slightly if the rounded values are used in the calculations.
(2) Soil, Sludge, and Plant matrices for Inorganic analyses are reported on a dry weight basis.
(3) Animal matrices for Inorganic analyses are reported on an "as received" basis.

FMI Gold & Copper - Sierrita
Project ID: OJ07R9

ACZ Project ID: ***L70949***

Antimony, total (3050) M6020 ICP-MS

ACZ ID	Type	Analyzed	PCN/SCN	QC	Sample	Found	Units	Rec	Lower	Upper	RPD	Limit	Qual
WG250012													
WG250012ICV	ICV	08/15/08 14:20	MS080722-4	.02006		.02043	mg/L	101.8	90	110			
WG250012ICB	ICB	08/15/08 14:27				U	mg/L		-0.0012	0.0012			
WG249754PBS	PBS	08/15/08 14:55				U	mg/Kg		-0.6	0.6			
WG249754LCSS	LCSS	08/15/08 15:02	PCN30289	126		101.9	mg/Kg		63.3	189			
WG249754LCSSD	LCSSD	08/15/08 15:09	PCN30289	126		104.7	mg/Kg		63.3	189	2.7	20	
L70949-13MS	MS	08/15/08 18:04	MS080707-3	5.1	.7	2.87	mg/Kg	42.5	75	125			M2
L70949-13MSD	MSD	08/15/08 18:11	MS080707-3	5.1	.7	2.8	mg/Kg	41.2	75	125	2.47	20	M2

Arsenic, total (3050) M6020 ICP-MS

ACZ ID	Type	Analyzed	PCN/SCN	QC	Sample	Found	Units	Rec	Lower	Upper	RPD	Limit	Qual
WG250012													
WG250012ICV	ICV	08/15/08 14:20	MS080722-4	.05		.05183	mg/L	103.7	90	110			
WG250012ICB	ICB	08/15/08 14:27				U	mg/L		-0.0015	0.0015			
WG249754PBS	PBS	08/15/08 14:55				.43	mg/Kg		-0.9	0.9			
WG249754LCSS	LCSS	08/15/08 15:02	PCN30289	225		242.4	mg/Kg		181	270			
WG249754LCSSD	LCSSD	08/15/08 15:09	PCN30289	225		237.2	mg/Kg		181	270	2.2	20	
L70949-13MS	MS	08/15/08 18:04	MS080707-3	25.5	5.3	27.39	mg/Kg	86.6	75	125			
L70949-13MSD	MSD	08/15/08 18:11	MS080707-3	25.5	5.3	28.07	mg/Kg	89.3	75	125	2.45	20	

Barium, total (3050) M6010B ICP

ACZ ID	Type	Analyzed	PCN/SCN	QC	Sample	Found	Units	Rec	Lower	Upper	RPD	Limit	Qual
WG250243													
WG250243ICV	ICV	08/19/08 23:42	II080717-1	2		2.0326	mg/L	101.6	90	110			
WG250243ICB	ICB	08/19/08 23:45				U	mg/L		-0.009	0.009			
WG249754PBS	PBS	08/19/08 23:59				U	mg/Kg		-0.9	0.9			
WG249754LCSS	LCSS	08/20/08 0:03	PCN30289	565		594.66	mg/Kg		461	669			
WG249754LCSSD	LCSSD	08/20/08 0:06	PCN30289	565		567.26	mg/Kg		461	669	4.7	20	
L70874-01MS	MS	08/20/08 0:17	II080730-2	50.5	138	162.57	mg/Kg	48.7	75	125			MA
L70874-01MSD	MSD	08/20/08 0:20	II080730-2	50.5	138	177.79	mg/Kg	78.8	75	125	8.94	20	

Beryllium, total (3050) M6010B ICP

ACZ ID	Type	Analyzed	PCN/SCN	QC	Sample	Found	Units	Rec	Lower	Upper	RPD	Limit	Qual
WG250307													
WG250307ICV	ICV	08/20/08 23:54	II080820-1	2		1.8982	mg/L	94.9	90	110			
WG250307ICB	ICB	08/20/08 23:58				U	mg/L		-0.006	0.006			
WG249754PBS	PBS	08/21/08 0:12				U	mg/Kg		-0.6	0.6			
WG249754LCSS	LCSS	08/21/08 0:16	PCN30289	162		177.04	mg/Kg		134	190			
WG249754LCSSD	LCSSD	08/21/08 0:20	PCN30289	162		174.57	mg/Kg		134	190	1.4	20	
L70874-01MS	MS	08/21/08 0:31	II2XSOIL	50.5	.9	49.42	mg/Kg	96.1	75	125			
L70874-01MSD	MSD	08/21/08 0:34	II2XSOIL	50.5	.9	48.73	mg/Kg	94.7	75	125	1.41	20	

FMI Gold & Copper - Sierrita ACZ Project ID: ***L70949***

Project ID: OJ07R9

Cadmium, total (3050) M6010B ICP

ACZ ID	Type	Analyzed	PCN/SCN	QC	Sample	Found	Units	Rec	Lower	Upper	RPD	Limit	Qual
WG250243													
WG250243ICV	ICV	08/19/08 23:42	II080717-1	2		1.9082	mg/L	95.4	90	110			
WG250243ICB	ICB	08/19/08 23:45				U	mg/L		-0.015	0.015			
WG249754PBS	PBS	08/19/08 23:59				U	mg/Kg		-1.5	1.5			
WG249754LCSS	LCSS	08/20/08 0:03	PCN30289	69.1		71.25	mg/Kg		58.1	80.1			
WG249754LCSSD	LCSSD	08/20/08 0:06	PCN30289	69.1		71.88	mg/Kg		58.1	80.1	0.9	20	
L70874-01MS	MS	08/20/08 0:17	II080730-2	50.5	10.1	62.25	mg/Kg	103.3	75	125			
L70874-01MSD	MSD	08/20/08 0:20	II080730-2	50.5	10.1	53.83	mg/Kg	86.6	75	125	14.51	20	

Chromium, total (3050) M6010B ICP

ACZ ID	Type	Analyzed	PCN/SCN	QC	Sample	Found	Units	Rec	Lower	Upper	RPD	Limit	Qual
WG250243													
WG250243ICV	ICV	08/19/08 23:42	II080717-1	2		1.923	mg/L	96.2	90	110			
WG250243ICB	ICB	08/19/08 23:45				.01	mg/L		-0.03	0.03			
WG249754PBS	PBS	08/19/08 23:59				U	mg/Kg		-3	3			
WG249754LCSS	LCSS	08/20/08 0:03	PCN30289	124		136.5	mg/Kg		101	147			
WG249754LCSSD	LCSSD	08/20/08 0:06	PCN30289	124		134.9	mg/Kg		101	147	1.2	20	
L70874-01MS	MS	08/20/08 0:17	II080730-2	50.5	11	62.8	mg/Kg	102.6	75	125			
L70874-01MSD	MSD	08/20/08 0:20	II080730-2	50.5	11	55.4	mg/Kg	87.9	75	125	12.52	20	

Cobalt, total (3050) M6010B ICP

ACZ ID	Type	Analyzed	PCN/SCN	QC	Sample	Found	Units	Rec	Lower	Upper	RPD	Limit	Qual
WG250243													
WG250243ICV	ICV	08/19/08 23:42	II080717-1	2		1.881	mg/L	94.1	90	110			
WG250243ICB	ICB	08/19/08 23:45				U	mg/L		-0.03	0.03			
WG249754PBS	PBS	08/19/08 23:59				U	mg/Kg		-3	3			
WG249754LCSS	LCSS	08/20/08 0:03	PCN30289	115		124.8	mg/Kg		95.6	135			
WG249754LCSSD	LCSSD	08/20/08 0:06	PCN30289	115		125.1	mg/Kg		95.6	135	0.2	20	
L70874-01MS	MS	08/20/08 0:17	II080730-2	50.5	5	52	mg/Kg	93.1	75	125			
L70874-01MSD	MSD	08/20/08 0:20	II080730-2	50.5	5	53.1	mg/Kg	95.2	75	125	2.09	20	

Copper, total (3050) M6010B ICP

ACZ ID	Type	Analyzed	PCN/SCN	QC	Sample	Found	Units	Rec	Lower	Upper	RPD	Limit	Qual
WG250243													
WG250243ICV	ICV	08/19/08 23:42	II080717-1	2		1.986	mg/L	99.3	90	110			
WG250243ICB	ICB	08/19/08 23:45				U	mg/L		-0.03	0.03			
WG249754PBS	PBS	08/19/08 23:59				U	mg/Kg		-3	3			
WG249754LCSS	LCSS	08/20/08 0:03	PCN30289	66.7		69.4	mg/Kg		53.9	79.5			
WG249754LCSSD	LCSSD	08/20/08 0:06	PCN30289	66.7		68.4	mg/Kg		53.9	79.5	1.5	20	
L70874-01MS	MS	08/20/08 0:17	II080730-2	50.5	35	86	mg/Kg	101	75	125			
L70874-01MSD	MSD	08/20/08 0:20	II080730-2	50.5	35	82.1	mg/Kg	93.3	75	125	4.64	20	

FMI Gold & Copper - Sierrita ACZ Project ID: ***L70949***

Project ID: OJ07R9

Lead, total (3050) M6020 ICP-MS

ACZ ID	Type	Analyzed	PCN/SCN	QC	Sample	Found	Units	Rec	Lower	Upper	RPD	Limit	Qual
WG250012													
WG250012ICV	ICV	08/15/08 14:20	MS080722-4	.05		.05066	mg/L	101.3	90	110			
WG250012ICB	ICB	08/15/08 14:27				U	mg/L		-0.0003	0.0003			
WG249754PBS	PBS	08/15/08 14:55				U	mg/Kg		-0.15	0.15			
WG249754LCSS	LCSS	08/15/08 15:02	PCN30289	223		244.4	mg/Kg		183	264			
WG249754LCSSD	LCSSD	08/15/08 15:09	PCN30289	223		246.7	mg/Kg		183	264	0.9	20	
L70949-13MS	MS	08/15/08 18:04	MS080707-3	25.5	440	396.78	mg/Kg	-169.5	75	125			M3
L70949-13MSD	MSD	08/15/08 18:11	MS080707-3	25.5	440	458.796	mg/Kg	73.7	75	125	14.5	20	M3
WG250322													
WG250322ICV	ICV	08/22/08 9:13	MS080813-2	.05		.05133	mg/L	102.7	90	110			
WG250322ICB	ICB	08/22/08 9:19				U	mg/L		-0.0003	0.0003			
WG249754PBS	PBS	08/22/08 9:45				.091	mg/Kg		-0.15	0.15			
WG249754LCSS	LCSS	08/22/08 9:51	PCN30289	223		248.95	mg/Kg		183	264			
WG249754LCSSD	LCSSD	08/22/08 9:58	PCN30289	223		250.5	mg/Kg		183	264	0.6	20	
L70949-13MS	MS	08/22/08 10:54	MS10XSOIL	25.5	376	356.08	mg/Kg	-78.1	75	125			M3
L70949-13MSD	MSD	08/22/08 11:01	MS10XSOIL	25.5	376	410.14	mg/Kg	133.9	75	125	14.11	20	M3

Manganese, total (3050) M6010B ICP

ACZ ID	Type	Analyzed	PCN/SCN	QC	Sample	Found	Units	Rec	Lower	Upper	RPD	Limit	Qual
WG250243													
WG250243ICV	ICV	08/19/08 23:42	II080717-1	2		2.0481	mg/L	102.4	90	110			
WG250243ICB	ICB	08/19/08 23:45				U	mg/L		-0.015	0.015			
WG249754PBS	PBS	08/19/08 23:59				U	mg/Kg		-1.5	1.5			
WG249754LCSS	LCSS	08/20/08 0:03	PCN30289	368		396.76	mg/Kg		304	433			
WG249754LCSSD	LCSSD	08/20/08 0:06	PCN30289	368		386.61	mg/Kg		304	433	2.6	20	
L70874-01MS	MS	08/20/08 0:17	II080730-2	50.5	9710	13853.45	mg/Kg	8204.9	75	125			M3
L70874-01MSD	MSD	08/20/08 0:20	II080730-2	50.5	9710	7962.19	mg/Kg	-3461	75	125	54.01	20	M3 RD

Mercury, total M7471A CVAA

ACZ ID	Type	Analyzed	PCN/SCN	QC	Sample	Found	Units	Rec	Lower	Upper	RPD	Limit	Qual
WG250055													
WG250055ICV	ICV	08/16/08 14:09	II080721-4	.01002		.00985	mg/L	98.3	90	110			
WG250055ICB	ICB	08/16/08 14:12				U	mg/L		-0.0006	0.0006			
WG250059													
WG250059PBS	PBS	08/16/08 15:52				U	mg/Kg		-0.09	0.09			
WG250059LCSS	LCSS	08/16/08 15:54	PCN28813	5.8		5.04	mg/Kg		3.83	7.69			
WG250059LCSSD	LCSSD	08/16/08 15:57	PCN28813	5.8		5.05	mg/Kg		3.83	7.69	0.2	20	
L70948-09MS	MS	08/16/08 16:01	II080807-2	.965	.04	.961	mg/Kg	95.4	85	115			
L70948-09MSD	MSD	08/16/08 16:03	II080807-2	.97	.04	.979	mg/Kg	96.8	85	115	1.86	20	

FMI Gold & Copper - Sierrita ACZ Project ID: ***L70949***

Project ID: OJ07R9

Molybdenum, total (3050) M6010B ICP

ACZ ID	Type	Analyzed	PCN/SCN	QC	Sample	Found	Units	Rec	Lower	Upper	RPD	Limit	Qual
WG250243													
WG250243ICV	ICV	08/19/08 23:42	II080717-1	2		1.941	mg/L	97.1	90	110			
WG250243ICB	ICB	08/19/08 23:45				U	mg/L		-0.03	0.03			
WG249754PBS	PBS	08/19/08 23:59				U	mg/Kg		-3	3			
WG249754LCSS	LCSS	08/20/08 0:03	PCN30289	107		121	mg/Kg		83.8	130			
WG249754LCSSD	LCSSD	08/20/08 0:06	PCN30289	107		118.8	mg/Kg		83.8	130	1.8	20	
L70874-01MS	MS	08/20/08 0:17	II080730-2	50.5	2	47.2	mg/Kg	89.5	75	125			
L70874-01MSD	MSD	08/20/08 0:20	II080730-2	50.5	2	47.6	mg/Kg	90.3	75	125	0.84	20	

Nickel, total (3050) M6010B ICP

ACZ ID	Type	Analyzed	PCN/SCN	QC	Sample	Found	Units	Rec	Lower	Upper	RPD	Limit	Qual
WG250243													
WG250243ICV	ICV	08/19/08 23:42	II080717-1	2		1.89	mg/L	94.5	90	110			
WG250243ICB	ICB	08/19/08 23:45				U	mg/L		-0.03	0.03			
WG249754PBS	PBS	08/19/08 23:59				U	mg/Kg		-3	3			
WG249754LCSS	LCSS	08/20/08 0:03	PCN30289	172		185.4	mg/Kg		140	204			
WG249754LCSSD	LCSSD	08/20/08 0:06	PCN30289	172		186.3	mg/Kg		140	204	0.5	20	
L70874-01MS	MS	08/20/08 0:17	II080730-2	50.3485	U	49.3	mg/Kg	97.9	75	125			
L70874-01MSD	MSD	08/20/08 0:20	II080730-2	50.3485	U	46.8	mg/Kg	93	75	125	5.2	20	

Selenium, total (3050) M6020 ICP-MS

ACZ ID	Type	Analyzed	PCN/SCN	QC	Sample	Found	Units	Rec	Lower	Upper	RPD	Limit	Qual
WG250012													
WG250012ICV	ICV	08/15/08 14:20	MS080722-4	.05		.05142	mg/L	102.8	90	110			
WG250012ICB	ICB	08/15/08 14:27				U	mg/L		-0.0003	0.0003			
WG249754PBS	PBS	08/15/08 14:55				.115	mg/Kg		-0.15	0.15			
WG249754LCSS	LCSS	08/15/08 15:02	PCN30289	147		154.95	mg/Kg		114	180			
WG249754LCSSD	LCSSD	08/15/08 15:09	PCN30289	147		159.4	mg/Kg		114	180	2.8	20	
L70949-13MS	MS	08/15/08 18:04	MS080707-3	12.75	.24	10.863	mg/Kg	83.3	75	125			
L70949-13MSD	MSD	08/15/08 18:11	MS080707-3	12.75	.24	11.006	mg/Kg	84.4	75	125	1.31	20	

Solids, Percent CLPSOW390, PART F, D-98

ACZ ID	Type	Analyzed	PCN/SCN	QC	Sample	Found	Units	Rec	Lower	Upper	RPD	Limit	Qual
WG249562													
WG249562PBS	PBS	08/06/08 22:00				U	%		99.9	100.1			
L70949-01DUP	DUP	08/07/08 0:47			94.1	91.11	%				3.2	20	

FMI Gold & Copper - Sierrita
Project ID: OJ07R9

ACZ Project ID: ***L70949***

Thallium, total (3050) M6020 ICP-MS

ACZ ID	Type	Analyzed	PCN/SCN	QC	Sample	Found	Units	Rec	Lower	Upper	RPD	Limit	Qual
WG250012													
WG250012ICV	ICV	08/15/08 14:20	MS080722-4	.05		.0536	mg/L	107.2	90	110			
WG250012ICB	ICB	08/15/08 14:27				U	mg/L		-0.0003	0.0003			
WG249754PBS	PBS	08/15/08 14:55				U	mg/Kg		-0.15	0.15			
WG249754LCSS	LCSS	08/15/08 15:02	PCN30289	173		178.05	mg/Kg		140	205			
WG249754LCSSD	LCSSD	08/15/08 15:09	PCN30289	173		180.35	mg/Kg		140	205	1.3	20	
L70949-13MS	MS	08/15/08 18:04	MS080707-3	25.551	.39	25.016	mg/Kg	96.4	75	125			
L70949-13MSD	MSD	08/15/08 18:11	MS080707-3	25.551	.39	26.117	mg/Kg	100.7	75	125	4.31	20	
WG250322													
WG250322ICV	ICV	08/22/08 9:13	MS080813-2	.05		.05407	mg/L	108.1	90	110			
WG250322ICB	ICB	08/22/08 9:19				U	mg/L		-0.0003	0.0003			
WG249754PBS	PBS	08/22/08 9:45				U	mg/Kg		-0.15	0.15			
WG249754LCSS	LCSS	08/22/08 9:51	PCN30289	173		187.7	mg/Kg		140	205			
WG249754LCSSD	LCSSD	08/22/08 9:58	PCN30289	173		187	mg/Kg		140	205	0.4	20	
L70949-13MS	MS	08/22/08 10:54	MS10XSOIL	25.5	.4	26.47	mg/Kg	102.2	75	125			
L70949-13MSD	MSD	08/22/08 11:01	MS10XSOIL	25.5	.4	27.24	mg/Kg	105.3	75	125	2.87	20	

Uranium, total (3050) M6020 ICP-MS

ACZ ID	Type	Analyzed	PCN/SCN	QC	Sample	Found	Units	Rec	Lower	Upper	RPD	Limit	Qual
WG250012													
WG250012ICV	ICV	08/15/08 14:20	MS080722-4	.05		.0516	mg/L	103.2	90	110			
WG250012ICB	ICB	08/15/08 14:27				U	mg/L		-0.0003	0.0003			
WG249754PBS	PBS	08/15/08 14:55				U	mg/Kg		-0.15	0.15			
L70949-13MS	MS	08/15/08 18:04	MS080707-3	12.75	7.77	20.517	mg/Kg	100	75	125			
L70949-13MSD	MSD	08/15/08 18:11	MS080707-3	12.75	7.77	22.297	mg/Kg	113.9	75	125	8.32	20	

Zinc, total (3050) M6010B ICP

ACZ ID	Type	Analyzed	PCN/SCN	QC	Sample	Found	Units	Rec	Lower	Upper	RPD	Limit	Qual
WG250243													
WG250243ICV	ICV	08/19/08 23:42	II080717-1	2		1.968	mg/L	98.4	90	110			
WG250243ICB	ICB	08/19/08 23:45				U	mg/L		-0.03	0.03			
WG249754PBS	PBS	08/19/08 23:59				U	mg/Kg		-3	3			
WG249754LCSS	LCSS	08/20/08 0:03	PCN30289	349		365.9	mg/Kg		280	418			
WG249754LCSSD	LCSSD	08/20/08 0:06	PCN30289	349		374.5	mg/Kg		280	418	2.3	20	
L70874-01MS	MS	08/20/08 0:17	II080730-2	50.5	1230	2011.2	mg/Kg	1546.9	75	125			M3
L70874-01MSD	MSD	08/20/08 0:20	II080730-2	50.5	1230	1182.3	mg/Kg	-94.5	75	125	51.91	20	M3 RD

FMI Gold & Copper - Sierrita ACZ Project ID: ***L70949***

ACZ ID	WORKNUM	PARAMETER	METHOD	QUAL	DESCRIPTION
L70949-01	WG250012	Antimony, total (3050)	M6020 ICP-MS	M2	Matrix spike recovery was low, the recovery of the associated control sample (LCS or LFB) was acceptable.
		Arsenic, total (3050)	M6020 ICP-MS	ZB	The ICP-MS Serial Dilution was not used for data validation because the sample concentration was less than 100 times the MDL.
	WG250243	Barium, total (3050)	M6010B ICP	MA	Recovery for either the spike or spike duplicate was outside of the acceptance limits; the RPD was within the acceptance limits.
		Chromium, total (3050)	M6010B ICP	ZG	The ICP Serial Dilution was not used for data validation because the sample concentration was less than 50 times the MDL.
		Cobalt, total (3050)	M6010B ICP	ZG	The ICP Serial Dilution was not used for data validation because the sample concentration was less than 50 times the MDL.
	WG250012	Lead, total (3050)	M6020 ICP-MS	BB	Target analyte detected in calibration blank at or above acceptance limit. Sample value was > 10X the concentration in the calibration blank.
			M6020 ICP-MS	M3	The spike recovery value is unusable since the analyte concentration in the sample is disproportionate to the spike level. The recovery of the associated control sample (LCS or LFB) was acceptable.
			M6020 ICP-MS	ZH	Serial Dilution exceeded the acceptance criteria. Matrix interference [physical or chemical] is suspected.
	WG250243	Manganese, total (3050)	M6010B ICP	M3	The spike recovery value is unusable since the analyte concentration in the sample is disproportionate to the spike level. The recovery of the associated control sample (LCS or LFB) was acceptable.
			M6010B ICP	RD	For a solid matrix, the duplicate RPD (spike or matrix) exceeded the control limit, which is attributable to the non-homogeneity of the sample.
			M6010B ICP	ZH	Serial Dilution exceeded the acceptance criteria. Matrix interference [physical or chemical] is suspected.
	WG250012	Thallium, total (3050)	M6020 ICP-MS	ZB	The ICP-MS Serial Dilution was not used for data validation because the sample concentration was less than 100 times the MDL.
		Uranium, total (3050)	M6020 ICP-MS	ZB	The ICP-MS Serial Dilution was not used for data validation because the sample concentration was less than 100 times the MDL.
	WG250243	Zinc, total (3050)	M6010B ICP	M3	The spike recovery value is unusable since the analyte concentration in the sample is disproportionate to the spike level. The recovery of the associated control sample (LCS or LFB) was acceptable.
			M6010B ICP	RD	For a solid matrix, the duplicate RPD (spike or matrix) exceeded the control limit, which is attributable to the non-homogeneity of the sample.

FMI Gold & Copper - Sierrita ACZ Project ID: ***L70949***

ACZ ID	WORKNUM	PARAMETER	METHOD	QUAL	DESCRIPTION
L70949-02	WG250012	Antimony, total (3050)	M6020 ICP-MS	M2	Matrix spike recovery was low, the recovery of the associated control sample (LCS or LFB) was acceptable.
		Arsenic, total (3050)	M6020 ICP-MS	ZB	The ICP-MS Serial Dilution was not used for data validation because the sample concentration was less than 100 times the MDL.
	WG250243	Barium, total (3050)	M6010B ICP	MA	Recovery for either the spike or spike duplicate was outside of the acceptance limits; the RPD was within the acceptance limits.
		Chromium, total (3050)	M6010B ICP	ZG	The ICP Serial Dilution was not used for data validation because the sample concentration was less than 50 times the MDL.
		Cobalt, total (3050)	M6010B ICP	ZG	The ICP Serial Dilution was not used for data validation because the sample concentration was less than 50 times the MDL.
	WG250012	Lead, total (3050)	M6020 ICP-MS	BB	Target analyte detected in calibration blank at or above acceptance limit. Sample value was > 10X the concentration in the calibration blank.
			M6020 ICP-MS	M3	The spike recovery value is unusable since the analyte concentration in the sample is disproportionate to the spike level. The recovery of the associated control sample (LCS or LFB) was acceptable.
			M6020 ICP-MS	ZH	Serial Dilution exceeded the acceptance criteria. Matrix interference [physical or chemical] is suspected.
	WG250243	Manganese, total (3050)	M6010B ICP	M3	The spike recovery value is unusable since the analyte concentration in the sample is disproportionate to the spike level. The recovery of the associated control sample (LCS or LFB) was acceptable.
			M6010B ICP	RD	For a solid matrix, the duplicate RPD (spike or matrix) exceeded the control limit, which is attributable to the non-homogeneity of the sample.
			M6010B ICP	ZH	Serial Dilution exceeded the acceptance criteria. Matrix interference [physical or chemical] is suspected.
	WG250012	Thallium, total (3050)	M6020 ICP-MS	ZB	The ICP-MS Serial Dilution was not used for data validation because the sample concentration was less than 100 times the MDL.
		Uranium, total (3050)	M6020 ICP-MS	ZB	The ICP-MS Serial Dilution was not used for data validation because the sample concentration was less than 100 times the MDL.
	WG250243	Zinc, total (3050)	M6010B ICP	M3	The spike recovery value is unusable since the analyte concentration in the sample is disproportionate to the spike level. The recovery of the associated control sample (LCS or LFB) was acceptable.
			M6010B ICP	RD	For a solid matrix, the duplicate RPD (spike or matrix) exceeded the control limit, which is attributable to the non-homogeneity of the sample.

FMI Gold & Copper - Sierrita ACZ Project ID: ***L70949***

ACZ ID	WORKNUM	PARAMETER	METHOD	QUAL	DESCRIPTION
L70949-03	WG250012	Antimony, total (3050)	M6020 ICP-MS	M2	Matrix spike recovery was low, the recovery of the associated control sample (LCS or LFB) was acceptable.
		Arsenic, total (3050)	M6020 ICP-MS	ZB	The ICP-MS Serial Dilution was not used for data validation because the sample concentration was less than 100 times the MDL.
	WG250243	Barium, total (3050)	M6010B ICP	MA	Recovery for either the spike or spike duplicate was outside of the acceptance limits; the RPD was within the acceptance limits.
		Chromium, total (3050)	M6010B ICP	ZG	The ICP Serial Dilution was not used for data validation because the sample concentration was less than 50 times the MDL.
		Cobalt, total (3050)	M6010B ICP	ZG	The ICP Serial Dilution was not used for data validation because the sample concentration was less than 50 times the MDL.
	WG250012	Lead, total (3050)	M6020 ICP-MS	BB	Target analyte detected in calibration blank at or above acceptance limit. Sample value was > 10X the concentration in the calibration blank.
			M6020 ICP-MS	M3	The spike recovery value is unusable since the analyte concentration in the sample is disproportionate to the spike level. The recovery of the associated control sample (LCS or LFB) was acceptable.
			M6020 ICP-MS	ZH	Serial Dilution exceeded the acceptance criteria. Matrix interference [physical or chemical] is suspected.
	WG250243	Manganese, total (3050)	M6010B ICP	M3	The spike recovery value is unusable since the analyte concentration in the sample is disproportionate to the spike level. The recovery of the associated control sample (LCS or LFB) was acceptable.
			M6010B ICP	RD	For a solid matrix, the duplicate RPD (spike or matrix) exceeded the control limit, which is attributable to the non-homogeneity of the sample.
			M6010B ICP	ZH	Serial Dilution exceeded the acceptance criteria. Matrix interference [physical or chemical] is suspected.
	WG250012	Thallium, total (3050)	M6020 ICP-MS	ZB	The ICP-MS Serial Dilution was not used for data validation because the sample concentration was less than 100 times the MDL.
		Uranium, total (3050)	M6020 ICP-MS	ZB	The ICP-MS Serial Dilution was not used for data validation because the sample concentration was less than 100 times the MDL.
	WG250243	Zinc, total (3050)	M6010B ICP	M3	The spike recovery value is unusable since the analyte concentration in the sample is disproportionate to the spike level. The recovery of the associated control sample (LCS or LFB) was acceptable.
			M6010B ICP	RD	For a solid matrix, the duplicate RPD (spike or matrix) exceeded the control limit, which is attributable to the non-homogeneity of the sample.

FMI Gold & Copper - Sierrita ACZ Project ID: ***L70949***

ACZ ID	WORKNUM	PARAMETER	METHOD	QUAL	DESCRIPTION
L70949-04	WG250012	Antimony, total (3050)	M6020 ICP-MS	M2	Matrix spike recovery was low, the recovery of the associated control sample (LCS or LFB) was acceptable.
		Arsenic, total (3050)	M6020 ICP-MS	ZB	The ICP-MS Serial Dilution was not used for data validation because the sample concentration was less than 100 times the MDL.
	WG250243	Barium, total (3050)	M6010B ICP	MA	Recovery for either the spike or spike duplicate was outside of the acceptance limits; the RPD was within the acceptance limits.
		Chromium, total (3050)	M6010B ICP	ZG	The ICP Serial Dilution was not used for data validation because the sample concentration was less than 50 times the MDL.
		Cobalt, total (3050)	M6010B ICP	ZG	The ICP Serial Dilution was not used for data validation because the sample concentration was less than 50 times the MDL.
	WG250012	Lead, total (3050)	M6020 ICP-MS	BB	Target analyte detected in calibration blank at or above acceptance limit. Sample value was > 10X the concentration in the calibration blank.
			M6020 ICP-MS	M3	The spike recovery value is unusable since the analyte concentration in the sample is disproportionate to the spike level. The recovery of the associated control sample (LCS or LFB) was acceptable.
			M6020 ICP-MS	ZH	Serial Dilution exceeded the acceptance criteria. Matrix interference [physical or chemical] is suspected.
	WG250243	Manganese, total (3050)	M6010B ICP	M3	The spike recovery value is unusable since the analyte concentration in the sample is disproportionate to the spike level. The recovery of the associated control sample (LCS or LFB) was acceptable.
			M6010B ICP	RD	For a solid matrix, the duplicate RPD (spike or matrix) exceeded the control limit, which is attributable to the non-homogeneity of the sample.
			M6010B ICP	ZH	Serial Dilution exceeded the acceptance criteria. Matrix interference [physical or chemical] is suspected.
	WG250012	Thallium, total (3050)	M6020 ICP-MS	ZB	The ICP-MS Serial Dilution was not used for data validation because the sample concentration was less than 100 times the MDL.
		Uranium, total (3050)	M6020 ICP-MS	ZB	The ICP-MS Serial Dilution was not used for data validation because the sample concentration was less than 100 times the MDL.
	WG250243	Zinc, total (3050)	M6010B ICP	M3	The spike recovery value is unusable since the analyte concentration in the sample is disproportionate to the spike level. The recovery of the associated control sample (LCS or LFB) was acceptable.
			M6010B ICP	RD	For a solid matrix, the duplicate RPD (spike or matrix) exceeded the control limit, which is attributable to the non-homogeneity of the sample.

FMI Gold & Copper - Sierrita ACZ Project ID: ***L70949***

ACZ ID	WORKNUM	PARAMETER	METHOD	QUAL	DESCRIPTION
L70949-05	WG250012	Antimony, total (3050)	M6020 ICP-MS	M2	Matrix spike recovery was low, the recovery of the associated control sample (LCS or LFB) was acceptable.
		Arsenic, total (3050)	M6020 ICP-MS	ZB	The ICP-MS Serial Dilution was not used for data validation because the sample concentration was less than 100 times the MDL.
	WG250243	Barium, total (3050)	M6010B ICP	MA	Recovery for either the spike or spike duplicate was outside of the acceptance limits; the RPD was within the acceptance limits.
		Chromium, total (3050)	M6010B ICP	ZG	The ICP Serial Dilution was not used for data validation because the sample concentration was less than 50 times the MDL.
		Cobalt, total (3050)	M6010B ICP	ZG	The ICP Serial Dilution was not used for data validation because the sample concentration was less than 50 times the MDL.
	WG250012	Lead, total (3050)	M6020 ICP-MS	BB	Target analyte detected in calibration blank at or above acceptance limit. Sample value was > 10X the concentration in the calibration blank.
			M6020 ICP-MS	M3	The spike recovery value is unusable since the analyte concentration in the sample is disproportionate to the spike level. The recovery of the associated control sample (LCS or LFB) was acceptable.
			M6020 ICP-MS	ZH	Serial Dilution exceeded the acceptance criteria. Matrix interference [physical or chemical] is suspected.
	WG250243	Manganese, total (3050)	M6010B ICP	M3	The spike recovery value is unusable since the analyte concentration in the sample is disproportionate to the spike level. The recovery of the associated control sample (LCS or LFB) was acceptable.
			M6010B ICP	RD	For a solid matrix, the duplicate RPD (spike or matrix) exceeded the control limit, which is attributable to the non-homogeneity of the sample.
			M6010B ICP	ZH	Serial Dilution exceeded the acceptance criteria. Matrix interference [physical or chemical] is suspected.
	WG250012	Thallium, total (3050)	M6020 ICP-MS	ZB	The ICP-MS Serial Dilution was not used for data validation because the sample concentration was less than 100 times the MDL.
		Uranium, total (3050)	M6020 ICP-MS	ZB	The ICP-MS Serial Dilution was not used for data validation because the sample concentration was less than 100 times the MDL.
	WG250243	Zinc, total (3050)	M6010B ICP	M3	The spike recovery value is unusable since the analyte concentration in the sample is disproportionate to the spike level. The recovery of the associated control sample (LCS or LFB) was acceptable.
			M6010B ICP	RD	For a solid matrix, the duplicate RPD (spike or matrix) exceeded the control limit, which is attributable to the non-homogeneity of the sample.

FMI Gold & Copper - Sierrita ACZ Project ID: ***L70949***

ACZ ID	WORKNUM	PARAMETER	METHOD	QUAL	DESCRIPTION
L70949-06	WG250012	Antimony, total (3050)	M6020 ICP-MS	M2	Matrix spike recovery was low, the recovery of the associated control sample (LCS or LFB) was acceptable.
		Arsenic, total (3050)	M6020 ICP-MS	ZB	The ICP-MS Serial Dilution was not used for data validation because the sample concentration was less than 100 times the MDL.
	WG250243	Barium, total (3050)	M6010B ICP	MA	Recovery for either the spike or spike duplicate was outside of the acceptance limits; the RPD was within the acceptance limits.
		Chromium, total (3050)	M6010B ICP	ZG	The ICP Serial Dilution was not used for data validation because the sample concentration was less than 50 times the MDL.
		Cobalt, total (3050)	M6010B ICP	ZG	The ICP Serial Dilution was not used for data validation because the sample concentration was less than 50 times the MDL.
	WG250012	Lead, total (3050)	M6020 ICP-MS	BB	Target analyte detected in calibration blank at or above acceptance limit. Sample value was > 10X the concentration in the calibration blank.
			M6020 ICP-MS	M3	The spike recovery value is unusable since the analyte concentration in the sample is disproportionate to the spike level. The recovery of the associated control sample (LCS or LFB) was acceptable.
			M6020 ICP-MS	ZH	Serial Dilution exceeded the acceptance criteria. Matrix interference [physical or chemical] is suspected.
	WG250243	Manganese, total (3050)	M6010B ICP	M3	The spike recovery value is unusable since the analyte concentration in the sample is disproportionate to the spike level. The recovery of the associated control sample (LCS or LFB) was acceptable.
			M6010B ICP	RD	For a solid matrix, the duplicate RPD (spike or matrix) exceeded the control limit, which is attributable to the non-homogeneity of the sample.
			M6010B ICP	ZH	Serial Dilution exceeded the acceptance criteria. Matrix interference [physical or chemical] is suspected.
	WG250012	Thallium, total (3050)	M6020 ICP-MS	ZB	The ICP-MS Serial Dilution was not used for data validation because the sample concentration was less than 100 times the MDL.
		Uranium, total (3050)	M6020 ICP-MS	ZB	The ICP-MS Serial Dilution was not used for data validation because the sample concentration was less than 100 times the MDL.
	WG250243	Zinc, total (3050)	M6010B ICP	M3	The spike recovery value is unusable since the analyte concentration in the sample is disproportionate to the spike level. The recovery of the associated control sample (LCS or LFB) was acceptable.
			M6010B ICP	RD	For a solid matrix, the duplicate RPD (spike or matrix) exceeded the control limit, which is attributable to the non-homogeneity of the sample.

FMI Gold & Copper - Sierrita ACZ Project ID: ***L70949***

ACZ ID	WORKNUM	PARAMETER	METHOD	QUAL	DESCRIPTION
L70949-07	WG250012	Antimony, total (3050)	M6020 ICP-MS	M2	Matrix spike recovery was low, the recovery of the associated control sample (LCS or LFB) was acceptable.
		Arsenic, total (3050)	M6020 ICP-MS	ZB	The ICP-MS Serial Dilution was not used for data validation because the sample concentration was less than 100 times the MDL.
	WG250243	Barium, total (3050)	M6010B ICP	MA	Recovery for either the spike or spike duplicate was outside of the acceptance limits; the RPD was within the acceptance limits.
		Chromium, total (3050)	M6010B ICP	ZG	The ICP Serial Dilution was not used for data validation because the sample concentration was less than 50 times the MDL.
		Cobalt, total (3050)	M6010B ICP	ZG	The ICP Serial Dilution was not used for data validation because the sample concentration was less than 50 times the MDL.
	WG250012	Lead, total (3050)	M6020 ICP-MS	BB	Target analyte detected in calibration blank at or above acceptance limit. Sample value was > 10X the concentration in the calibration blank.
			M6020 ICP-MS	M3	The spike recovery value is unusable since the analyte concentration in the sample is disproportionate to the spike level. The recovery of the associated control sample (LCS or LFB) was acceptable.
			M6020 ICP-MS	ZH	Serial Dilution exceeded the acceptance criteria. Matrix interference [physical or chemical] is suspected.
	WG250243	Manganese, total (3050)	M6010B ICP	M3	The spike recovery value is unusable since the analyte concentration in the sample is disproportionate to the spike level. The recovery of the associated control sample (LCS or LFB) was acceptable.
			M6010B ICP	RD	For a solid matrix, the duplicate RPD (spike or matrix) exceeded the control limit, which is attributable to the non-homogeneity of the sample.
			M6010B ICP	ZH	Serial Dilution exceeded the acceptance criteria. Matrix interference [physical or chemical] is suspected.
	WG250012	Thallium, total (3050)	M6020 ICP-MS	ZB	The ICP-MS Serial Dilution was not used for data validation because the sample concentration was less than 100 times the MDL.
		Uranium, total (3050)	M6020 ICP-MS	ZB	The ICP-MS Serial Dilution was not used for data validation because the sample concentration was less than 100 times the MDL.
	WG250243	Zinc, total (3050)	M6010B ICP	M3	The spike recovery value is unusable since the analyte concentration in the sample is disproportionate to the spike level. The recovery of the associated control sample (LCS or LFB) was acceptable.
			M6010B ICP	RD	For a solid matrix, the duplicate RPD (spike or matrix) exceeded the control limit, which is attributable to the non-homogeneity of the sample.

FMI Gold & Copper - Sierrita ACZ Project ID: ***L70949***

ACZ ID	WORKNUM	PARAMETER	METHOD	QUAL	DESCRIPTION
L70949-08	WG250012	Antimony, total (3050)	M6020 ICP-MS	M2	Matrix spike recovery was low, the recovery of the associated control sample (LCS or LFB) was acceptable.
		Arsenic, total (3050)	M6020 ICP-MS	ZB	The ICP-MS Serial Dilution was not used for data validation because the sample concentration was less than 100 times the MDL.
	WG250243	Barium, total (3050)	M6010B ICP	MA	Recovery for either the spike or spike duplicate was outside of the acceptance limits; the RPD was within the acceptance limits.
		Chromium, total (3050)	M6010B ICP	ZG	The ICP Serial Dilution was not used for data validation because the sample concentration was less than 50 times the MDL.
		Cobalt, total (3050)	M6010B ICP	ZG	The ICP Serial Dilution was not used for data validation because the sample concentration was less than 50 times the MDL.
	WG250322	Lead, total (3050)	M6020 ICP-MS	M3	The spike recovery value is unusable since the analyte concentration in the sample is disproportionate to the spike level. The recovery of the associated control sample (LCS or LFB) was acceptable.
			M6020 ICP-MS	N1	See Case Narrative.
	WG250243	Manganese, total (3050)	M6010B ICP	M3	The spike recovery value is unusable since the analyte concentration in the sample is disproportionate to the spike level. The recovery of the associated control sample (LCS or LFB) was acceptable.
			M6010B ICP	RD	For a solid matrix, the duplicate RPD (spike or matrix) exceeded the control limit, which is attributable to the non-homogeneity of the sample.
			M6010B ICP	ZH	Serial Dilution exceeded the acceptance criteria. Matrix interference [physical or chemical] is suspected.
	WG250012	Thallium, total (3050)	M6020 ICP-MS	ZB	The ICP-MS Serial Dilution was not used for data validation because the sample concentration was less than 100 times the MDL.
		Uranium, total (3050)	M6020 ICP-MS	ZB	The ICP-MS Serial Dilution was not used for data validation because the sample concentration was less than 100 times the MDL.
	WG250243	Zinc, total (3050)	M6010B ICP	M3	The spike recovery value is unusable since the analyte concentration in the sample is disproportionate to the spike level. The recovery of the associated control sample (LCS or LFB) was acceptable.
			M6010B ICP	RD	For a solid matrix, the duplicate RPD (spike or matrix) exceeded the control limit, which is attributable to the non-homogeneity of the sample.

FMI Gold & Copper - Sierrita ACZ Project ID: ***L70949***

ACZ ID	WORKNUM	PARAMETER	METHOD	QUAL	DESCRIPTION
L70949-09	WG250012	Antimony, total (3050)	M6020 ICP-MS	M2	Matrix spike recovery was low, the recovery of the associated control sample (LCS or LFB) was acceptable.
		Arsenic, total (3050)	M6020 ICP-MS	ZB	The ICP-MS Serial Dilution was not used for data validation because the sample concentration was less than 100 times the MDL.
	WG250243	Barium, total (3050)	M6010B ICP	MA	Recovery for either the spike or spike duplicate was outside of the acceptance limits; the RPD was within the acceptance limits.
		Chromium, total (3050)	M6010B ICP	ZG	The ICP Serial Dilution was not used for data validation because the sample concentration was less than 50 times the MDL.
		Cobalt, total (3050)	M6010B ICP	ZG	The ICP Serial Dilution was not used for data validation because the sample concentration was less than 50 times the MDL.
	WG250012	Lead, total (3050)	M6020 ICP-MS	BB	Target analyte detected in calibration blank at or above acceptance limit. Sample value was > 10X the concentration in the calibration blank.
			M6020 ICP-MS	M3	The spike recovery value is unusable since the analyte concentration in the sample is disproportionate to the spike level. The recovery of the associated control sample (LCS or LFB) was acceptable.
			M6020 ICP-MS	ZH	Serial Dilution exceeded the acceptance criteria. Matrix interference [physical or chemical] is suspected.
	WG250243	Manganese, total (3050)	M6010B ICP	M3	The spike recovery value is unusable since the analyte concentration in the sample is disproportionate to the spike level. The recovery of the associated control sample (LCS or LFB) was acceptable.
			M6010B ICP	RD	For a solid matrix, the duplicate RPD (spike or matrix) exceeded the control limit, which is attributable to the non-homogeneity of the sample.
			M6010B ICP	ZH	Serial Dilution exceeded the acceptance criteria. Matrix interference [physical or chemical] is suspected.
	WG250012	Thallium, total (3050)	M6020 ICP-MS	ZB	The ICP-MS Serial Dilution was not used for data validation because the sample concentration was less than 100 times the MDL.
		Uranium, total (3050)	M6020 ICP-MS	ZB	The ICP-MS Serial Dilution was not used for data validation because the sample concentration was less than 100 times the MDL.
	WG250243	Zinc, total (3050)	M6010B ICP	M3	The spike recovery value is unusable since the analyte concentration in the sample is disproportionate to the spike level. The recovery of the associated control sample (LCS or LFB) was acceptable.
			M6010B ICP	RD	For a solid matrix, the duplicate RPD (spike or matrix) exceeded the control limit, which is attributable to the non-homogeneity of the sample.

FMI Gold & Copper - Sierrita ACZ Project ID: ***L70949***

ACZ ID	WORKNUM	PARAMETER	METHOD	QUAL	DESCRIPTION
L70949-10	WG250012	Antimony, total (3050)	M6020 ICP-MS	M2	Matrix spike recovery was low, the recovery of the associated control sample (LCS or LFB) was acceptable.
		Arsenic, total (3050)	M6020 ICP-MS	ZB	The ICP-MS Serial Dilution was not used for data validation because the sample concentration was less than 100 times the MDL.
	WG250243	Barium, total (3050)	M6010B ICP	MA	Recovery for either the spike or spike duplicate was outside of the acceptance limits; the RPD was within the acceptance limits.
		Chromium, total (3050)	M6010B ICP	ZG	The ICP Serial Dilution was not used for data validation because the sample concentration was less than 50 times the MDL.
		Cobalt, total (3050)	M6010B ICP	ZG	The ICP Serial Dilution was not used for data validation because the sample concentration was less than 50 times the MDL.
	WG250012	Lead, total (3050)	M6020 ICP-MS	BB	Target analyte detected in calibration blank at or above acceptance limit. Sample value was > 10X the concentration in the calibration blank.
			M6020 ICP-MS	M3	The spike recovery value is unusable since the analyte concentration in the sample is disproportionate to the spike level. The recovery of the associated control sample (LCS or LFB) was acceptable.
			M6020 ICP-MS	ZH	Serial Dilution exceeded the acceptance criteria. Matrix interference [physical or chemical] is suspected.
	WG250243	Manganese, total (3050)	M6010B ICP	M3	The spike recovery value is unusable since the analyte concentration in the sample is disproportionate to the spike level. The recovery of the associated control sample (LCS or LFB) was acceptable.
			M6010B ICP	RD	For a solid matrix, the duplicate RPD (spike or matrix) exceeded the control limit, which is attributable to the non-homogeneity of the sample.
			M6010B ICP	ZH	Serial Dilution exceeded the acceptance criteria. Matrix interference [physical or chemical] is suspected.
	WG250322	Thallium, total (3050)	M6020 ICP-MS	ZB	The ICP-MS Serial Dilution was not used for data validation because the sample concentration was less than 100 times the MDL.
	WG250012	Uranium, total (3050)	M6020 ICP-MS	ZB	The ICP-MS Serial Dilution was not used for data validation because the sample concentration was less than 100 times the MDL.
	WG250243	Zinc, total (3050)	M6010B ICP	M3	The spike recovery value is unusable since the analyte concentration in the sample is disproportionate to the spike level. The recovery of the associated control sample (LCS or LFB) was acceptable.
			M6010B ICP	RD	For a solid matrix, the duplicate RPD (spike or matrix) exceeded the control limit, which is attributable to the non-homogeneity of the sample.

FMI Gold & Copper - Sierrita ACZ Project ID: ***L70949***

ACZ ID	WORKNUM	PARAMETER	METHOD	QUAL	DESCRIPTION
L70949-11	WG250012	Antimony, total (3050)	M6020 ICP-MS	M2	Matrix spike recovery was low, the recovery of the associated control sample (LCS or LFB) was acceptable.
		Arsenic, total (3050)	M6020 ICP-MS	ZB	The ICP-MS Serial Dilution was not used for data validation because the sample concentration was less than 100 times the MDL.
	WG250243	Barium, total (3050)	M6010B ICP	MA	Recovery for either the spike or spike duplicate was outside of the acceptance limits; the RPD was within the acceptance limits.
		Chromium, total (3050)	M6010B ICP	ZG	The ICP Serial Dilution was not used for data validation because the sample concentration was less than 50 times the MDL.
		Cobalt, total (3050)	M6010B ICP	ZG	The ICP Serial Dilution was not used for data validation because the sample concentration was less than 50 times the MDL.
	WG250012	Lead, total (3050)	M6020 ICP-MS	BB	Target analyte detected in calibration blank at or above acceptance limit. Sample value was > 10X the concentration in the calibration blank.
			M6020 ICP-MS	M3	The spike recovery value is unusable since the analyte concentration in the sample is disproportionate to the spike level. The recovery of the associated control sample (LCS or LFB) was acceptable.
			M6020 ICP-MS	ZH	Serial Dilution exceeded the acceptance criteria. Matrix interference [physical or chemical] is suspected.
	WG250243	Manganese, total (3050)	M6010B ICP	M3	The spike recovery value is unusable since the analyte concentration in the sample is disproportionate to the spike level. The recovery of the associated control sample (LCS or LFB) was acceptable.
			M6010B ICP	RD	For a solid matrix, the duplicate RPD (spike or matrix) exceeded the control limit, which is attributable to the non-homogeneity of the sample.
			M6010B ICP	ZH	Serial Dilution exceeded the acceptance criteria. Matrix interference [physical or chemical] is suspected.
	WG250322	Thallium, total (3050)	M6020 ICP-MS	ZB	The ICP-MS Serial Dilution was not used for data validation because the sample concentration was less than 100 times the MDL.
	WG250012	Uranium, total (3050)	M6020 ICP-MS	ZB	The ICP-MS Serial Dilution was not used for data validation because the sample concentration was less than 100 times the MDL.
	WG250243	Zinc, total (3050)	M6010B ICP	M3	The spike recovery value is unusable since the analyte concentration in the sample is disproportionate to the spike level. The recovery of the associated control sample (LCS or LFB) was acceptable.
			M6010B ICP	RD	For a solid matrix, the duplicate RPD (spike or matrix) exceeded the control limit, which is attributable to the non-homogeneity of the sample.

FMI Gold & Copper - Sierrita ACZ Project ID: ***L70949***

ACZ ID	WORKNUM	PARAMETER	METHOD	QUAL	DESCRIPTION
L70949-12	WG250012	Antimony, total (3050)	M6020 ICP-MS	M2	Matrix spike recovery was low, the recovery of the associated control sample (LCS or LFB) was acceptable.
		Arsenic, total (3050)	M6020 ICP-MS	ZB	The ICP-MS Serial Dilution was not used for data validation because the sample concentration was less than 100 times the MDL.
	WG250243	Barium, total (3050)	M6010B ICP	MA	Recovery for either the spike or spike duplicate was outside of the acceptance limits; the RPD was within the acceptance limits.
		Chromium, total (3050)	M6010B ICP	ZG	The ICP Serial Dilution was not used for data validation because the sample concentration was less than 50 times the MDL.
		Cobalt, total (3050)	M6010B ICP	ZG	The ICP Serial Dilution was not used for data validation because the sample concentration was less than 50 times the MDL.
	WG250012	Lead, total (3050)	M6020 ICP-MS	BB	Target analyte detected in calibration blank at or above acceptance limit. Sample value was > 10X the concentration in the calibration blank.
			M6020 ICP-MS	M3	The spike recovery value is unusable since the analyte concentration in the sample is disproportionate to the spike level. The recovery of the associated control sample (LCS or LFB) was acceptable.
			M6020 ICP-MS	ZH	Serial Dilution exceeded the acceptance criteria. Matrix interference [physical or chemical] is suspected.
	WG250243	Manganese, total (3050)	M6010B ICP	M3	The spike recovery value is unusable since the analyte concentration in the sample is disproportionate to the spike level. The recovery of the associated control sample (LCS or LFB) was acceptable.
			M6010B ICP	RD	For a solid matrix, the duplicate RPD (spike or matrix) exceeded the control limit, which is attributable to the non-homogeneity of the sample.
			M6010B ICP	ZH	Serial Dilution exceeded the acceptance criteria. Matrix interference [physical or chemical] is suspected.
	WG250322	Thallium, total (3050)	M6020 ICP-MS	ZB	The ICP-MS Serial Dilution was not used for data validation because the sample concentration was less than 100 times the MDL.
	WG250012	Uranium, total (3050)	M6020 ICP-MS	ZB	The ICP-MS Serial Dilution was not used for data validation because the sample concentration was less than 100 times the MDL.
	WG250243	Zinc, total (3050)	M6010B ICP	M3	The spike recovery value is unusable since the analyte concentration in the sample is disproportionate to the spike level. The recovery of the associated control sample (LCS or LFB) was acceptable.
			M6010B ICP	RD	For a solid matrix, the duplicate RPD (spike or matrix) exceeded the control limit, which is attributable to the non-homogeneity of the sample.

FMI Gold & Copper - Sierrita ACZ Project ID: ***L70949***

ACZ ID	WORKNUM	PARAMETER	METHOD	QUAL	DESCRIPTION
L70949-13	WG250012	Antimony, total (3050)	M6020 ICP-MS	M2	Matrix spike recovery was low, the recovery of the associated control sample (LCS or LFB) was acceptable.
		Arsenic, total (3050)	M6020 ICP-MS	ZB	The ICP-MS Serial Dilution was not used for data validation because the sample concentration was less than 100 times the MDL.
	WG250243	Barium, total (3050)	M6010B ICP	MA	Recovery for either the spike or spike duplicate was outside of the acceptance limits; the RPD was within the acceptance limits.
		Chromium, total (3050)	M6010B ICP	ZG	The ICP Serial Dilution was not used for data validation because the sample concentration was less than 50 times the MDL.
		Cobalt, total (3050)	M6010B ICP	ZG	The ICP Serial Dilution was not used for data validation because the sample concentration was less than 50 times the MDL.
	WG250322	Lead, total (3050)	M6020 ICP-MS	M3	The spike recovery value is unusable since the analyte concentration in the sample is disproportionate to the spike level. The recovery of the associated control sample (LCS or LFB) was acceptable.
			M6020 ICP-MS	N1	See Case Narrative.
	WG250243	Manganese, total (3050)	M6010B ICP	M3	The spike recovery value is unusable since the analyte concentration in the sample is disproportionate to the spike level. The recovery of the associated control sample (LCS or LFB) was acceptable.
			M6010B ICP	RD	For a solid matrix, the duplicate RPD (spike or matrix) exceeded the control limit, which is attributable to the non-homogeneity of the sample.
			M6010B ICP	ZH	Serial Dilution exceeded the acceptance criteria. Matrix interference [physical or chemical] is suspected.
	WG250322	Thallium, total (3050)	M6020 ICP-MS	ZB	The ICP-MS Serial Dilution was not used for data validation because the sample concentration was less than 100 times the MDL.
	WG250012	Uranium, total (3050)	M6020 ICP-MS	ZB	The ICP-MS Serial Dilution was not used for data validation because the sample concentration was less than 100 times the MDL.
	WG250243	Zinc, total (3050)	M6010B ICP	M3	The spike recovery value is unusable since the analyte concentration in the sample is disproportionate to the spike level. The recovery of the associated control sample (LCS or LFB) was acceptable.
			M6010B ICP	RD	For a solid matrix, the duplicate RPD (spike or matrix) exceeded the control limit, which is attributable to the non-homogeneity of the sample.

Metals Analysis

The following parameters are not offered for certification or are not covered by NELAC certificate #ACZ.

Uranium, total (3050)	M6020 ICP-MS

Soil Analysis

The following parameters are not offered for certification or are not covered by NELAC certificate #ACZ.

Solids, Percent	CLPSOW390, PART F, D-98

ACZ Laboratories, Inc.
2773 Downhill Drive Steamboat Springs, CO 80487 (800) 334-5493

Sample Receipt

FMI Gold & Copper - Sierrita
OJ07R9

ACZ Project ID: L70949
Date Received: 8/5/2008
Received By:
Date Printed: 8/5/2008

Receipt Verification

	YES	NO	NA
1) Does this project require special handling procedures such as CLP protocol?			X
2) Are the custody seals on the cooler intact?	X		
3) Are the custody seals on the sample containers intact?			X
4) Is there a Chain of Custody or other directive shipping papers present?	X		
5) Is the Chain of Custody complete?	X		
6) Is the Chain of Custody in agreement with the samples received?	X		
7) Is there enough sample for all requested analyses?	X		
8) Are all samples within holding times for requested analyses?	X		
9) Were all sample containers received intact?	X		
10) Are the temperature blanks present?			X
11) Are the trip blanks (VOA and/or Cyanide) present?			X
12) Are samples requiring no headspace, headspace free?			X
13) Do the samples that require a Foreign Soils Permit have one?			X

Exceptions: If you answered no to any of the above questions, please describe

N/A

Contact (For any discrepancies, the client must be contacted)

N/A

Shipping Containers

Cooler Id	Temp (°C)	Rad (µR/hr)
1831	2.3	14

Client must contact ACZ Project Manager if analysis should not proceed for samples received outside of thermal preservation acceptance criteria.

Notes

ACZ Laboratories, Inc.
2773 Downhill Drive Steamboat Springs, CO 80487 (800) 334-5493

Sample Receipt

FMI Gold & Copper - Sierrita
OJ07R9

ACZ Project ID: L70949
Date Received: 8/5/2008
Received By:

Sample Container Preservation

SAMPLE	CLIENT ID	R < 2	G < 2	BK < 2	Y< 2	YG< 2	B< 2	O < 2	T >12	N/A	RAD	ID
L70949-01	C-JS-03-0-1									X		
L70949-02	C-JS-03-1-3									X		
L70949-03	C-JS-03-5-7									X		
L70949-04	C-JS-03-10-12									X		
L70949-05	C-JS-03-15-17									X		
L70949-06	CS-JS-01-0-1									X		
L70949-07	CS-JS-01-1-3									X		
L70949-08	CS-JS-01-5-7									X		
L70949-09	CS-JS-01-10-12									X		
L70949-10	CS-JS-02-0-1									X		
L70949-11	CS-JS-02-1-3									X		
L70949-12	CS-JS-02-5-7									X		
L70949-13	CS-JS-02-10-11									X		

Sample Container Preservation Legend

Abbreviation	Description	Container Type	Preservative/Limits
R	Raw/Nitric	RED	pH must be < 2
B	Filtered/Sulfuric	BLUE	pH must be < 2
BK	Filtered/Nitric	BLACK	pH must be < 2
G	Filtered/Nitric	GREEN	pH must be < 2
O	Raw/Sulfuric	ORANGE	pH must be < 2
P	Raw/NaOH	PURPLE	pH must be > 12 *
T	Raw/NaOH _Zinc Acetate	TAN	pH must be > 12
Y	Raw/Sulfuric	YELLOW	pH must be < 2
YG	Raw/Sulfuric	YELLOW GLASS	pH must be < 2
N/A	No preservative needed	Not applicable	
RAD	Gamma/Beta dose rate	Not applicable	must be < 250 µR/hr

* pH check performed by analyst prior to sample preparation

Sample IDs Reviewed By: _____

ACZ Laboratories, Inc. L709449

2773 Downhill Drive Steamboat Springs, CO 80487 (800) 334-5493

CHAIN of CUSTODY

Report to:

Name: Ned Hall
Company: FMI
E-mail: Ned.Hall@fmi.com
Address: 6200 W. Duval Mine Rd PO Box 527 Green Valley, AZ
Telephone: 520-648-8857

Copy of Report to:

Name: Rick Smith / Steven Vaughn
Company: URS
E-mail: rick_smith@urscorp.com
Telephone: steven_vaughn@urscorp.com

Invoice to:

Name: SAME Ned Hall
Company: FMI
E-mail:
Address: SAME Ned Hall FMI
Telephone:

If sample(s) received past holding time (HT), or if insufficient HT remains to complete analysis before expiration, shall ACZ proceed with requested short HT analyses? YES ☐ NO ☐
If "NO" then ACZ will contact client for further instruction. If neither "YES" nor "NO" is indicated, ACZ will proceed with the requested analyses, even if HT is expired, and data will be qualified.

PROJECT INFORMATION

Quote #: OS 07R9
Project/PO #:
Reporting state for compliance testing:
Sampler's Name: Rick Smith
Are any samples NRC licensable material?

ANALYSES REQUESTED *(attach list or use quote number)*

SAMPLE IDENTIFICATION	DATE:TIME	Matrix	# of Containers	See Attached Quote 7/8/08							
C-SS-03-0-1	8-4-08 1025	SO	1	X							
C-SS-03-1-3	8-4-08 1031	SO	1	X							
C-SS-03-5-7	8-4-08 1034	SO	1	X							
C-SS-03-10-12	8-4-08 1043	SO	1	X							
C-SS-03-15-17	8-4-08 1103	SO	1	X							
CS-SS-01-0-1	8-4-08 1138	SO	1	X							
CS-SS-01-1-3	8-4-08 1138	SO	1	X							
CS-SS-01-5-7	8-4-08 1144	SO	1	X							
CS-SS-01-10-12	8-4-08 1330	SO	1	X							
CS-SS-02-0-1	8-4-08 1406	SO	1	X							

Matrix: SW (Surface Water) · GW (Ground Water) · WW (Waste Water) · DW (Drinking Water) · SL (Sludge) · SO (Soil) · OL (Oil) · Other

REMARKS/ SAMPLE DISCLOSURES

UPS 1Z 810 130 84 6008 7153

PAGE 1 of 2

Please refer to ACZ's terms & conditions located on the reverse side of this COC.

RELINQUISHED BY:	DATE:TIME	RECEIVED BY:	DATE:TIME
[signature]	8/4/08 1530	WPL	8-5-08 10:31

FRMAD050.03.05.02 White - Return with sample. Yellow - Retain for your records.

ACZ Laboratories, Inc. L70949

2773 Downhill Drive Steamboat Springs, CO 80487 (800) 334-5493

CHAIN of CUSTODY

Report to:

Name: Ned Hall
Company: FMI
E-mail: Ned.Hall@FMI.com
Address: 6200 W. Duval Mine Rd PO BOX 527 Green Valley AZ
Telephone: 520-648-8857

Copy of Report to:

Name: Rick Smith / Steven Vaughn
Company: URS
E-mail: Rick_Smith@URSCorp.com
Telephone: Steven_Vaughn@URSCorp.com

Invoice to:

Name: Ned Hall
Company: FMI
E-mail: Same
Address: 6200 W. Duval Mine Rd PO BOX 527 Green Valley AZ
Telephone: 520-648-8857

If sample(s) received past holding time (HT), or if insufficient HT remains to complete analysis before expiration, shall ACZ proceed with requested short HT analyses? If "NO" then ACZ will contact client for further instruction. If neither "YES" nor "NO" is indicated, ACZ will proceed with the requested analyses, even if HT is expired, and data will be qualified.

YES ☐ NO ☐

PROJECT INFORMATION

Quote #: 05 ØMK9
Project/PO #:
Reporting state for compliance testing:
Sampler's Name: Rick Smith
Are any samples NRC licensable material?

ANALYSES REQUESTED *(attach list or use quote number)*

SAMPLE IDENTIFICATION	DATE:TIME	Matrix	# of Containers	See Attached Quote 7/8/08							
CS-SS-02-1-3	8-4-08 1406	SO	1	X							
CS-SS-02-5-7	8-4-08 1415	SO	1	X							
CS-SS-02-10-11	8-4-08 1433	SO	1	X							

Matrix: SW (Surface Water) · GW (Ground Water) · WW (Waste Water) · DW (Drinking Water) · SL (Sludge) · SO (Soil) · OL (Oil) · Other

REMARKS/ SAMPLE DISCLOSURES

12 810 130 84 6008 7153

PAGE 2 of 2

Please refer to ACZ's terms & conditions located on the reverse side of this COC.

RELINQUISHED BY:	DATE:TIME	RECEIVED BY:	DATE:TIME
[signature]	8/4/08 1530	[illegible]	8-5-08 10:3[illegible]

FRMAD050.03.05.02 White - Return with sample. Yellow - Retain for your records.

FREEPORT-MCMORAN COPPER & GOLD

Phelps Dodge is a Freeport-McMoRan Company

Order No. OJ07R9

Issued on Fri, 11 Jul, 2008
Created on Fri, 11 Jul, 2008 by ariba system

Contractor:
ACZ LABORATORIES INC | 01250A | STEAMBOAT SPRINGS
2773 DOWNHILL DR
STEAMBOAT SPRINGS, CO 80487
United States
Phone: 1970-879-6590
Fax: 1970-879-2216

Company: FREEPORT-MCMORAN SIERRITA INC

Services to be performed at:
FREEPORT-MCMORAN SIERRITA INC
04 MILL WAREHOUSE 6200 W DUVAL MINE RD
Green Valley, AZ 85614
United States

Company Contact:
Edward L Hall Tel: (505) 537-4237

Invoices to be shipped to:
FREEPORT-MCMORAN SIERRITA INC
Accounts Payable PO Box 2671
Phoenix, AZ 85002
United States

Work Order/Project #:
Unique Name: PR1690000
Cost Center:
Department Name: Alloc Environmental
Expense Element:
Account Name: Outside Svcs - Assay

Contract Administrator: ROBERT LOYD
Phone:
Fax:
Email: robert_loyd@fmi.com

Item	Description	Extended Amount
1	**Envrionmental soil testing at ACZ (contract ...**	$87,000.00USD
	Envrionmental soil testing at ACZ (contract laboratory) for Sierrita Voluntary Remediation Program	

Phelps Dodge Stock Code:
Delivery Method: UPS
Requester: EDWARD L HALL
Freight Coding: Destination, Freight Collect
Phelps Dodge Stock Code:
ID: 010402
Form:
PR No.: PR438560
Contract: MS0214
Payment Terms: Net amount in 33 days, no discount
Tax Rate: 0.0000000000%
Tax Amount: $0.00USD

Total	$87,000.00USD

ACZ Laboratories, Inc.

2773 Downhill Drive Steamboat Springs, CO 80487 (800) 334-5493

Analytical Quote

Accounts Payable
FMI Gold & Copper - Sierrita
P.O. Box 2671
Phoenix, AZ 85002-2671

7/8/2008

Quote Number: SOIL-GPL

Matrix: Soil — Sierrita Soil Sampling Program

Parameter	Method	Detection Limit	Cost/Sample
Metals Analysis			
Antimony, total (3050)	M6020 ICP-MS	0.04 mg/Kg	$13.50
Arsenic, total (3050)	M6020 ICP-MS	0.05 mg/Kg	$13.50
Barium, total (3050)	M6010B ICP	0.3 mg/Kg	$6.75
Beryllium, total (3050)	M6010B ICP	0.2 mg/Kg	$6.75
Cadmium, total (3050)	M6010B ICP	0.5 mg/Kg	$6.75
Chromium, total (3050)	M6010B ICP	1 mg/Kg	$6.75
Cobalt, total (3050)	M6010B ICP	1 mg/Kg	$6.75
Copper, total (3050)	M6010B ICP	1 mg/Kg	$6.75
Lead, total (3050)	M6020 ICP-MS	0.01 mg/Kg	$13.50
Manganese, total (3050)	M6010B ICP	0.5 mg/Kg	$6.75
Mercury, total	M7471A CVAA	0.02 mg/Kg	$17.25
Molybdenum, total (3050)	M6010B ICP	1 mg/Kg	$6.75
Nickel, total (3050)	M6010B ICP	1 mg/Kg	$6.75
Selenium, total (3050)	M6020 ICP-MS	0.01 mg/Kg	$13.50
Thallium, total (3050)	M6020 ICP-MS	0.01 mg/Kg	$13.50
Uranium, total (3050)	M6020 ICP-MS	0.01 mg/Kg	$13.50
Zinc, total (3050)	M6010B ICP	1 mg/Kg	$6.75
Misc.			
Electronic Data Deliverable			$0.00
Quality Control Summary			$0.00
Sample Preparation			
Air Dry at 34 Degrees C	USDA No. 1, 1972		$5.25
Digestion - Alkaline	M3060A		$99.98
Digestion - Hot Plate	M3050B ICP-MS		$10.50
Sieve-2000 um (2.0mm)	ASA No.9, 15-4.2.2		$8.25
Soil Analysis			
Solids, Percent	CLPSOW390, PART F, D-98	0.1 %	$5.25
Wet Chemistry			
Chromium, Hexavalent (3060)	M7196A	0.005 mg/Kg	$28.00
		Cost/Sample:	**$322.98**

Pricing includes standard deliverables and turnaround. Includes a QC Summary and default electronic data deliverable.
Method detection limits are estimates and may be elevated depending on sample matrix.

REPAD.09.06.05.01

D/ 21 P/

ACZ Laboratories, Inc.
2773 Downhill Drive Steamboat Springs, CO 80487 (800) 334-5493

Revised Analytical Report

Ned Hall
FMI Gold & Copper - Sierrita
P.O. Box 527
6200 W. Duval Mine Road
Green Valley, AZ 85622-0527

September 25, 2008

Cc: Rick Smith, Steve Vaughn

Project ID: OJ07R9
ACZ Project ID: L71009

Ned Hall:

Enclosed are revised analytical reports for sample(s) submitted to ACZ Laboratories, Inc. (ACZ) on August 07, 2008 and reported on August 28, 2008. Refer to the case narrative for an explanation of the changes. This project was assigned to ACZ's project number, L71009. Please reference this number in all future inquiries.

All analyses were performed according to ACZ's Quality Assurance Plan, version 12.0. The enclosed results relate only to the samples received under L71009. Each section of this report has been reviewed and approved by the appropriate Laboratory Supervisor, or a qualified substitute.

Except as noted, the test results for the methods and parameters listed on ACZ's current NELAC certificate letter (#ACZ) meet all the requirements of NELAC.

This report should be used or copied only in its entirety. ACZ is not responsible for the consequences arising from the use of a partial report.

All samples and sub-samples associated with this project will be disposed of after September 28, 2008. If the samples are determined to be hazardous, additional charges apply for disposal (typically less than $10/sample). If you would like the samples to be held longer than ACZ's stated policy or to be returned, please contact your Project Manager or Customer Service Representative for further details and associated costs. ACZ retains analytical reports for five years. Please notify your Project Manager if you have other needs.

If you have any questions, please contact your Project Manager or Customer Service Representative.

S. Habermehl

Scott Habermehl has reviewed
and approved this report.

FMI Gold Copper - Sierrita

September 25, 2008

Project ID: OJ07R9
ACZ Project ID: L71009

Sample Receipt

ACZ Laboratories, Inc. (ACZ) received 11 soil samples from FMI Gold & Copper - Sierrita on August 7, 2008. The samples were received in good condition. Upon receipt, the sample custodian removed the samples from the cooler, inspected the contents, and logged the samples into ACZ's computerized Laboratory Information Management System (LIMS). The samples were assigned ACZ LIMS project number L71009. The custodian verified the sample information entered into the computer against the chain of custody (COC) forms and sample bottle labels.

Holding Times

All analyses were performed within EPA recommended holding times.

Sample Analysis

These samples were analyzed for inorganic parameters. The individual methods are referenced on both, the ACZ invoice and the analytical reports. The extended qualifier reports may contain footnotes qualifying specific elements due to QC failures. In addition the following has been noted with this specific project:

1. This project has been revised to correct some sample identifications.

ACZ Laboratories, Inc.
2773 Downhill Drive Steamboat Springs, CO 80487 (800) 334-5493

Inorganic Analytical Results

FMI Gold & Copper - Sierrita
Project ID: OJ07R9
Sample ID: CS-JS-03-0-1

ACZ Sample ID: ***L71009-01***
Date Sampled: *08/05/08 08:13*
Date Received: *08/07/08*
Sample Matrix: *Soil*

Metals Analysis

Parameter	EPA Method	Result	Qual	XQ	Units	MDL	PQL	Date	Analyst
Antimony, total (3050)	M6020 ICP-MS	0.3	B	*	mg/Kg	0.2	1	08/26/08 6:46	rac
Arsenic, total (3050)	M6020 ICP-MS	3.8			mg/Kg	0.3	0.5	08/26/08 6:46	rac
Barium, total (3050)	M6010B ICP	95.4		*	mg/Kg	0.3	2	08/22/08 2:45	aeh
Beryllium, total (3050)	M6010B ICP	0.4	B		mg/Kg	0.2	1	08/22/08 2:45	aeh
Cadmium, total (3050)	M6010B ICP		U		mg/Kg	0.5	2	08/22/08 2:45	aeh
Chromium, total (3050)	M6010B ICP	8			mg/Kg	1	5	08/22/08 2:45	aeh
Cobalt, total (3050)	M6010B ICP	17			mg/Kg	1	5	08/22/08 2:45	aeh
Copper, total (3050)	M6010B ICP	562		*	mg/Kg	1	5	08/22/08 2:45	aeh
Lead, total (3050)	M6020 ICP-MS	57.20		*	mg/Kg	0.05	0.3	08/26/08 6:46	rac
Manganese, total (3050)	M6010B ICP	279		*	mg/Kg	0.5	3	08/22/08 2:45	aeh
Mercury, total	M7471A CVAA		U		mg/Kg	0.04	0.2	08/16/08 14:52	jws
Molybdenum, total (3050)	M6010B ICP	51		*	mg/Kg	1	5	08/22/08 2:45	aeh
Nickel, total (3050)	M6010B ICP	5	B		mg/Kg	1	5	08/22/08 2:45	aeh
Selenium, total (3050)	M6020 ICP-MS	0.28	B	*	mg/Kg	0.05	0.3	08/27/08 0:16	rac
Thallium, total (3050)	M6020 ICP-MS	0.17	B	*	mg/Kg	0.05	0.3	08/26/08 6:46	rac
Uranium, total (3050)	M6020 ICP-MS	11.00		*	mg/Kg	0.05	0.3	08/26/08 6:46	rac
Zinc, total (3050)	M6010B ICP	129		*	mg/Kg	1	5	08/22/08 2:45	aeh

Soil Analysis

Parameter	EPA Method	Result	Qual	XQ	Units	MDL	PQL	Date	Analyst
Solids, Percent	CLPSOW390, PART F, D-98	94.6		*	%	0.1	0.5	08/11/08 16:57	mjc

Soil Preparation

Parameter	EPA Method	Result	Qual	XQ	Units	MDL	PQL	Date	Analyst
Air Dry at 34 Degrees C	USDA No. 1, 1972			*				08/11/08 13:39	mjc
Digestion - Hot Plate	M3050B ICP-MS							08/14/08 17:41	brd
Sieve-2000 um (2.0mm)	ASA No.9, 15-4.2.2			*				08/13/08 21:00	brd

Arizona license number: AZ0102

** Please refer to Qualifier Reports for details.*

ACZ Laboratories, Inc.
2773 Downhill Drive Steamboat Springs, CO 80487 (800) 334-5493

Inorganic Analytical Results

FMI Gold & Copper - Sierrita
Project ID: OJ07R9
Sample ID: CS-JS-03-1-3

ACZ Sample ID: ***L71009-02***
Date Sampled: *08/05/08 08:13*
Date Received: *08/07/08*
Sample Matrix: *Soil*

Metals Analysis

Parameter	EPA Method	Result	Qual	XQ	Units	MDL	PQL	Date	Analyst
Antimony, total (3050)	M6020 ICP-MS	0.3	B	*	mg/Kg	0.2	1	08/26/08 6:52	rac
Arsenic, total (3050)	M6020 ICP-MS	3.5			mg/Kg	0.3	0.5	08/26/08 6:52	rac
Barium, total (3050)	M6010B ICP	123		*	mg/Kg	0.3	2	08/22/08 2:49	aeh
Beryllium, total (3050)	M6010B ICP	0.6	B		mg/Kg	0.2	1	08/22/08 2:49	aeh
Cadmium, total (3050)	M6010B ICP		U		mg/Kg	0.5	2	08/22/08 2:49	aeh
Chromium, total (3050)	M6010B ICP	8			mg/Kg	1	5	08/22/08 2:49	aeh
Cobalt, total (3050)	M6010B ICP	8			mg/Kg	1	5	08/22/08 2:49	aeh
Copper, total (3050)	M6010B ICP	802		*	mg/Kg	1	5	08/22/08 2:49	aeh
Lead, total (3050)	M6020 ICP-MS	48.80		*	mg/Kg	0.05	0.3	08/26/08 6:52	rac
Manganese, total (3050)	M6010B ICP	273		*	mg/Kg	0.5	3	08/22/08 2:49	aeh
Mercury, total	M7471A CVAA		U		mg/Kg	0.04	0.2	08/16/08 14:54	jws
Molybdenum, total (3050)	M6010B ICP	66		*	mg/Kg	1	5	08/22/08 2:49	aeh
Nickel, total (3050)	M6010B ICP	6			mg/Kg	1	5	08/22/08 2:49	aeh
Selenium, total (3050)	M6020 ICP-MS	0.37		*	mg/Kg	0.05	0.3	08/27/08 0:23	rac
Thallium, total (3050)	M6020 ICP-MS	0.23	B	*	mg/Kg	0.05	0.3	08/26/08 6:52	rac
Uranium, total (3050)	M6020 ICP-MS	3.24		*	mg/Kg	0.05	0.3	08/26/08 6:52	rac
Zinc, total (3050)	M6010B ICP	154		*	mg/Kg	1	5	08/22/08 2:49	aeh

Soil Analysis

Parameter	EPA Method	Result	Qual	XQ	Units	MDL	PQL	Date	Analyst
Solids, Percent	CLPSOW390, PART F, D-98	95.2		*	%	0.1	0.5	08/11/08 20:11	mjc

Soil Preparation

Parameter	EPA Method	Result	Qual	XQ	Units	MDL	PQL	Date	Analyst
Air Dry at 34 Degrees C	USDA No. 1, 1972			*				08/11/08 13:42	mjc
Digestion - Hot Plate	M3050B ICP-MS							08/14/08 18:00	brd
Sieve-2000 um (2.0mm)	ASA No.9, 15-4.2.2			*				08/13/08 21:02	brd

Arizona license number: AZ0102

** Please refer to Qualifier Reports for details.*

ACZ Laboratories, Inc.
2773 Downhill Drive Steamboat Springs, CO 80487 (800) 334-5493

Inorganic Analytical Results

FMI Gold & Copper - Sierrita
Project ID: OJ07R9
Sample ID: CS-JS-03-5-7

ACZ Sample ID: ***L71009-03***
Date Sampled: *08/05/08 08:19*
Date Received: *08/07/08*
Sample Matrix: *Soil*

Metals Analysis

Parameter	EPA Method	Result	Qual	XQ	Units	MDL	PQL	Date	Analyst
Antimony, total (3050)	M6020 ICP-MS	0.2	B	*	mg/Kg	0.2	1	08/26/08 6:59	rac
Arsenic, total (3050)	M6020 ICP-MS	2.9			mg/Kg	0.3	0.5	08/26/08 6:59	rac
Barium, total (3050)	M6010B ICP	142		*	mg/Kg	0.3	2	08/22/08 2:52	aeh
Beryllium, total (3050)	M6010B ICP	0.6	B		mg/Kg	0.2	1	08/22/08 2:52	aeh
Cadmium, total (3050)	M6010B ICP		U		mg/Kg	0.5	2	08/22/08 2:52	aeh
Chromium, total (3050)	M6010B ICP	13			mg/Kg	1	5	08/22/08 2:52	aeh
Cobalt, total (3050)	M6010B ICP	10			mg/Kg	1	5	08/22/08 2:52	aeh
Copper, total (3050)	M6010B ICP	770		*	mg/Kg	1	5	08/22/08 2:52	aeh
Lead, total (3050)	M6020 ICP-MS	88.70		*	mg/Kg	0.05	0.3	08/26/08 6:59	rac
Manganese, total (3050)	M6010B ICP	478		*	mg/Kg	0.5	3	08/22/08 2:52	aeh
Mercury, total	M7471A CVAA		U		mg/Kg	0.04	0.2	08/16/08 14:57	jws
Molybdenum, total (3050)	M6010B ICP	46		*	mg/Kg	1	5	08/22/08 2:52	aeh
Nickel, total (3050)	M6010B ICP	10			mg/Kg	1	5	08/22/08 2:52	aeh
Selenium, total (3050)	M6020 ICP-MS	0.30		*	mg/Kg	0.05	0.3	08/27/08 0:29	rac
Thallium, total (3050)	M6020 ICP-MS	0.31		*	mg/Kg	0.05	0.3	08/26/08 6:59	rac
Uranium, total (3050)	M6020 ICP-MS	3.01		*	mg/Kg	0.05	0.3	08/26/08 6:59	rac
Zinc, total (3050)	M6010B ICP	217		*	mg/Kg	1	5	08/22/08 2:52	aeh

Soil Analysis

Parameter	EPA Method	Result	Qual	XQ	Units	MDL	PQL	Date	Analyst
Solids, Percent	CLPSOW390, PART F, D-98	95.0		*	%	0.1	0.5	08/11/08 21:48	mjc

Soil Preparation

Parameter	EPA Method	Result	Qual	XQ	Units	MDL	PQL	Date	Analyst
Air Dry at 34 Degrees C	USDA No. 1, 1972			*				08/11/08 13:45	mjc
Digestion - Hot Plate	M3050B ICP-MS							08/14/08 18:18	brd
Sieve-2000 um (2.0mm)	ASA No.9, 15-4.2.2			*				08/13/08 21:05	brd

Arizona license number: AZ0102

** Please refer to Qualifier Reports for details.*

ACZ Laboratories, Inc.
2773 Downhill Drive Steamboat Springs, CO 80487 (800) 334-5493

Inorganic Analytical Results

FMI Gold & Copper - Sierrita
Project ID: OJ07R9
Sample ID: CS-JS-03-10-12

ACZ Sample ID: ***L71009-04***
Date Sampled: *08/05/08 08:28*
Date Received: *08/07/08*
Sample Matrix: *Soil*

Metals Analysis

Parameter	EPA Method	Result	Qual	XQ	Units	MDL	PQL	Date	Analyst
Antimony, total (3050)	M6020 ICP-MS	0.3	B	*	mg/Kg	0.2	1	08/26/08 7:06	rac
Arsenic, total (3050)	M6020 ICP-MS	3.3			mg/Kg	0.3	0.5	08/26/08 7:06	rac
Barium, total (3050)	M6010B ICP	201		*	mg/Kg	0.3	2	08/22/08 2:56	aeh
Beryllium, total (3050)	M6010B ICP	0.4	B		mg/Kg	0.2	1	08/22/08 2:56	aeh
Cadmium, total (3050)	M6010B ICP		U		mg/Kg	0.5	2	08/22/08 2:56	aeh
Chromium, total (3050)	M6010B ICP	8			mg/Kg	1	5	08/22/08 2:56	aeh
Cobalt, total (3050)	M6010B ICP	11			mg/Kg	1	5	08/22/08 2:56	aeh
Copper, total (3050)	M6010B ICP	641		*	mg/Kg	1	5	08/22/08 2:56	aeh
Lead, total (3050)	M6020 ICP-MS	71.40		*	mg/Kg	0.05	0.3	08/26/08 7:06	rac
Manganese, total (3050)	M6010B ICP	371		*	mg/Kg	0.5	3	08/22/08 2:56	aeh
Mercury, total	M7471A CVAA	0.04	B		mg/Kg	0.04	0.2	08/16/08 14:59	jws
Molybdenum, total (3050)	M6010B ICP	98		*	mg/Kg	1	5	08/22/08 2:56	aeh
Nickel, total (3050)	M6010B ICP	9			mg/Kg	1	5	08/22/08 2:56	aeh
Selenium, total (3050)	M6020 ICP-MS	0.34		*	mg/Kg	0.05	0.3	08/27/08 0:36	rac
Thallium, total (3050)	M6020 ICP-MS	0.35		*	mg/Kg	0.05	0.3	08/26/08 7:06	rac
Uranium, total (3050)	M6020 ICP-MS	3.00		*	mg/Kg	0.05	0.3	08/26/08 7:06	rac
Zinc, total (3050)	M6010B ICP	456		*	mg/Kg	1	5	08/22/08 2:56	aeh

Soil Analysis

Parameter	EPA Method	Result	Qual	XQ	Units	MDL	PQL	Date	Analyst
Solids, Percent	CLPSOW390, PART F, D-98	93.4		*	%	0.1	0.5	08/11/08 23:25	mjc

Soil Preparation

Parameter	EPA Method	Result	Qual	XQ	Units	MDL	PQL	Date	Analyst
Air Dry at 34 Degrees C	USDA No. 1, 1972			*				08/11/08 13:48	mjc
Digestion - Hot Plate	M3050B ICP-MS							08/14/08 18:37	brd
Sieve-2000 um (2.0mm)	ASA No.9, 15-4.2.2			*				08/13/08 21:08	brd

Arizona license number: AZ0102

** Please refer to Qualifier Reports for details.*

ACZ Laboratories, Inc.
2773 Downhill Drive Steamboat Springs, CO 80487 (800) 334-5493

Inorganic Analytical Results

FMI Gold & Copper - Sierrita
Project ID: OJ07R9
Sample ID: C-JS-04-0-1

ACZ Sample ID: ***L71009-05***
Date Sampled: *08/05/08 09:25*
Date Received: *08/07/08*
Sample Matrix: *Soil*

Metals Analysis

Parameter	EPA Method	Result	Qual	XQ	Units	MDL	PQL	Date	Analyst
Antimony, total (3050)	M6020 ICP-MS	0.4	B	*	mg/Kg	0.2	1	08/26/08 7:12	rac
Arsenic, total (3050)	M6020 ICP-MS	8.9			mg/Kg	0.3	0.5	08/26/08 7:12	rac
Barium, total (3050)	M6010B ICP	73.0		*	mg/Kg	0.3	2	08/22/08 2:59	aeh
Beryllium, total (3050)	M6010B ICP	1.2			mg/Kg	0.2	1	08/22/08 2:59	aeh
Cadmium, total (3050)	M6010B ICP		U		mg/Kg	0.5	2	08/22/08 2:59	aeh
Chromium, total (3050)	M6010B ICP	23			mg/Kg	1	5	08/22/08 2:59	aeh
Cobalt, total (3050)	M6010B ICP	12			mg/Kg	1	5	08/22/08 2:59	aeh
Copper, total (3050)	M6010B ICP	671		*	mg/Kg	1	5	08/22/08 2:59	aeh
Lead, total (3050)	M6020 ICP-MS	44.40		*	mg/Kg	0.05	0.3	08/26/08 7:12	rac
Manganese, total (3050)	M6010B ICP	664		*	mg/Kg	0.5	3	08/22/08 2:59	aeh
Mercury, total	M7471A CVAA		U		mg/Kg	0.04	0.2	08/16/08 15:02	jws
Molybdenum, total (3050)	M6010B ICP	98		*	mg/Kg	1	5	08/22/08 2:59	aeh
Nickel, total (3050)	M6010B ICP	11			mg/Kg	1	5	08/22/08 2:59	aeh
Selenium, total (3050)	M6020 ICP-MS	0.30		*	mg/Kg	0.05	0.3	08/27/08 0:55	rac
Thallium, total (3050)	M6020 ICP-MS	0.18	B	*	mg/Kg	0.05	0.3	08/26/08 7:12	rac
Uranium, total (3050)	M6020 ICP-MS	4.05		*	mg/Kg	0.05	0.3	08/26/08 7:12	rac
Zinc, total (3050)	M6010B ICP	245		*	mg/Kg	1	5	08/22/08 2:59	aeh

Soil Analysis

Parameter	EPA Method	Result	Qual	XQ	Units	MDL	PQL	Date	Analyst
Solids, Percent	CLPSOW390, PART F, D-98	90.7		*	%	0.1	0.5	08/12/08 1:02	mjc

Soil Preparation

Parameter	EPA Method	Result	Qual	XQ	Units	MDL	PQL	Date	Analyst
Air Dry at 34 Degrees C	USDA No. 1, 1972			*				08/11/08 13:50	mjc
Digestion - Hot Plate	M3050B ICP-MS							08/14/08 18:55	brd
Sieve-2000 um (2.0mm)	ASA No.9, 15-4.2.2			*				08/13/08 21:11	brd

Arizona license number: AZ0102

** Please refer to Qualifier Reports for details.*

ACZ Laboratories, Inc.
2773 Downhill Drive Steamboat Springs, CO 80487 (800) 334-5493

Inorganic Analytical Results

FMI Gold & Copper - Sierrita
Project ID: OJ07R9
Sample ID: C-JS-04-1-3

ACZ Sample ID: ***L71009-06***
Date Sampled: *08/05/08 09:25*
Date Received: *08/07/08*
Sample Matrix: *Soil*

Metals Analysis

Parameter	EPA Method	Result	Qual	XQ	Units	MDL	PQL	Date	Analyst
Antimony, total (3050)	M6020 ICP-MS		U	*	mg/Kg	0.2	1	08/26/08 7:32	rac
Arsenic, total (3050)	M6020 ICP-MS	1.4			mg/Kg	0.3	0.5	08/26/08 7:32	rac
Barium, total (3050)	M6010B ICP	137		*	mg/Kg	0.3	2	08/22/08 3:02	aeh
Beryllium, total (3050)	M6010B ICP	0.5	B		mg/Kg	0.2	1	08/22/08 3:02	aeh
Cadmium, total (3050)	M6010B ICP		U		mg/Kg	0.5	2	08/22/08 3:02	aeh
Chromium, total (3050)	M6010B ICP	6			mg/Kg	1	5	08/22/08 3:02	aeh
Cobalt, total (3050)	M6010B ICP	7			mg/Kg	1	5	08/22/08 3:02	aeh
Copper, total (3050)	M6010B ICP	491		*	mg/Kg	1	5	08/22/08 3:02	aeh
Lead, total (3050)	M6020 ICP-MS	15.10		*	mg/Kg	0.05	0.3	08/26/08 7:32	rac
Manganese, total (3050)	M6010B ICP	333		*	mg/Kg	0.5	3	08/22/08 3:02	aeh
Mercury, total	M7471A CVAA		U		mg/Kg	0.04	0.2	08/16/08 15:05	jws
Molybdenum, total (3050)	M6010B ICP	16		*	mg/Kg	1	5	08/22/08 3:02	aeh
Nickel, total (3050)	M6010B ICP	6			mg/Kg	1	5	08/22/08 3:02	aeh
Selenium, total (3050)	M6020 ICP-MS	0.15	B	*	mg/Kg	0.05	0.3	08/27/08 1:02	rac
Thallium, total (3050)	M6020 ICP-MS	0.28	B	*	mg/Kg	0.05	0.3	08/26/08 7:32	rac
Uranium, total (3050)	M6020 ICP-MS	3.28		*	mg/Kg	0.05	0.3	08/26/08 7:32	rac
Zinc, total (3050)	M6010B ICP	45		*	mg/Kg	1	5	08/22/08 3:02	aeh

Soil Analysis

Parameter	EPA Method	Result	Qual	XQ	Units	MDL	PQL	Date	Analyst
Solids, Percent	CLPSOW390, PART F, D-98	95.4		*	%	0.1	0.5	08/12/08 2:39	mjc

Soil Preparation

Parameter	EPA Method	Result	Qual	XQ	Units	MDL	PQL	Date	Analyst
Air Dry at 34 Degrees C	USDA No. 1, 1972			*				08/11/08 13:53	mjc
Digestion - Hot Plate	M3050B ICP-MS							08/14/08 19:13	brd
Sieve-2000 um (2.0mm)	ASA No.9, 15-4.2.2			*				08/13/08 21:14	brd

Arizona license number: AZ0102

** Please refer to Qualifier Reports for details.*

ACZ Laboratories, Inc.
2773 Downhill Drive Steamboat Springs, CO 80487 (800) 334-5493

Inorganic Analytical Results

FMI Gold & Copper - Sierrita
Project ID: OJ07R9
Sample ID: C-JS-04-5-7

ACZ Sample ID: ***L71009-07***
Date Sampled: *08/05/08 09:34*
Date Received: *08/07/08*
Sample Matrix: *Soil*

Metals Analysis

Parameter	EPA Method	Result	Qual	XQ	Units	MDL	PQL	Date	Analyst
Antimony, total (3050)	M6020 ICP-MS		U	*	mg/Kg	0.2	1	08/26/08 7:39	rac
Arsenic, total (3050)	M6020 ICP-MS	2.3			mg/Kg	0.3	0.5	08/26/08 7:39	rac
Barium, total (3050)	M6010B ICP	152		*	mg/Kg	0.3	2	08/22/08 3:06	aeh
Beryllium, total (3050)	M6010B ICP	0.6	B		mg/Kg	0.2	1	08/22/08 3:06	aeh
Cadmium, total (3050)	M6010B ICP		U		mg/Kg	0.5	2	08/22/08 3:06	aeh
Chromium, total (3050)	M6010B ICP	11			mg/Kg	1	5	08/22/08 3:06	aeh
Cobalt, total (3050)	M6010B ICP	11			mg/Kg	1	5	08/22/08 3:06	aeh
Copper, total (3050)	M6010B ICP	420		*	mg/Kg	1	5	08/22/08 3:06	aeh
Lead, total (3050)	M6020 ICP-MS	56.10		*	mg/Kg	0.05	0.3	08/26/08 7:39	rac
Manganese, total (3050)	M6010B ICP	388		*	mg/Kg	0.5	3	08/22/08 3:06	aeh
Mercury, total	M7471A CVAA		U		mg/Kg	0.04	0.2	08/16/08 15:12	jws
Molybdenum, total (3050)	M6010B ICP	38		*	mg/Kg	1	5	08/22/08 3:06	aeh
Nickel, total (3050)	M6010B ICP	8			mg/Kg	1	5	08/22/08 3:06	aeh
Selenium, total (3050)	M6020 ICP-MS	0.26	B	*	mg/Kg	0.05	0.3	08/27/08 1:08	rac
Thallium, total (3050)	M6020 ICP-MS	0.27	B	*	mg/Kg	0.05	0.3	08/26/08 7:39	rac
Uranium, total (3050)	M6020 ICP-MS	3.23		*	mg/Kg	0.05	0.3	08/26/08 7:39	rac
Zinc, total (3050)	M6010B ICP	106		*	mg/Kg	1	5	08/22/08 3:06	aeh

Soil Analysis

Parameter	EPA Method	Result	Qual	XQ	Units	MDL	PQL	Date	Analyst
Solids, Percent	CLPSOW390, PART F, D-98	93.3		*	%	0.1	0.5	08/12/08 4:16	mjc

Soil Preparation

Parameter	EPA Method	Result	Qual	XQ	Units	MDL	PQL	Date	Analyst
Air Dry at 34 Degrees C	USDA No. 1, 1972			*				08/11/08 13:56	mjc
Digestion - Hot Plate	M3050B ICP-MS							08/14/08 19:32	brd
Sieve-2000 um (2.0mm)	ASA No.9, 15-4.2.2			*				08/13/08 21:17	brd

Arizona license number: AZ0102

** Please refer to Qualifier Reports for details.*

ACZ Laboratories, Inc.
2773 Downhill Drive Steamboat Springs, CO 80487 (800) 334-5493

Inorganic Analytical Results

FMI Gold & Copper - Sierrita
Project ID: OJ07R9
Sample ID: C-JS-04-10-12

ACZ Sample ID: ***L71009-08***
Date Sampled: *08/05/08 09:42*
Date Received: *08/07/08*
Sample Matrix: *Soil*

Metals Analysis

Parameter	EPA Method	Result	Qual	XQ	Units	MDL	PQL	Date	Analyst
Antimony, total (3050)	M6020 ICP-MS	0.7	B	*	mg/Kg	0.2	1	08/26/08 7:45	rac
Arsenic, total (3050)	M6020 ICP-MS	4.7			mg/Kg	0.3	0.5	08/26/08 7:45	rac
Barium, total (3050)	M6010B ICP	88.1		*	mg/Kg	0.3	2	08/22/08 3:09	aeh
Beryllium, total (3050)	M6010B ICP	0.4	B		mg/Kg	0.2	1	08/22/08 3:09	aeh
Cadmium, total (3050)	M6010B ICP	2.1			mg/Kg	0.5	2	08/22/08 3:09	aeh
Chromium, total (3050)	M6010B ICP	9			mg/Kg	1	5	08/22/08 3:09	aeh
Cobalt, total (3050)	M6010B ICP	11			mg/Kg	1	5	08/22/08 3:09	aeh
Copper, total (3050)	M6010B ICP	2780		*	mg/Kg	1	5	08/22/08 3:09	aeh
Lead, total (3050)	M6020 ICP-MS	41.40		*	mg/Kg	0.05	0.3	08/26/08 7:45	rac
Manganese, total (3050)	M6010B ICP	187		*	mg/Kg	0.5	3	08/22/08 3:09	aeh
Mercury, total	M7471A CVAA		U		mg/Kg	0.05	0.2	08/16/08 15:14	jws
Molybdenum, total (3050)	M6010B ICP	537		*	mg/Kg	1	5	08/22/08 3:09	aeh
Nickel, total (3050)	M6010B ICP	6			mg/Kg	1	5	08/22/08 3:09	aeh
Selenium, total (3050)	M6020 ICP-MS	2.39		*	mg/Kg	0.05	0.3	08/27/08 1:15	rac
Thallium, total (3050)	M6020 ICP-MS	0.22	B	*	mg/Kg	0.05	0.3	08/26/08 7:45	rac
Uranium, total (3050)	M6020 ICP-MS	7.23		*	mg/Kg	0.05	0.3	08/26/08 7:45	rac
Zinc, total (3050)	M6010B ICP	135		*	mg/Kg	1	5	08/22/08 3:09	aeh

Soil Analysis

Parameter	EPA Method	Result	Qual	XQ	Units	MDL	PQL	Date	Analyst
Solids, Percent	CLPSOW390, PART F, D-98	84.4		*	%	0.1	0.5	08/12/08 5:53	mjc

Soil Preparation

Parameter	EPA Method	Result	Qual	XQ	Units	MDL	PQL	Date	Analyst
Air Dry at 34 Degrees C	USDA No. 1, 1972			*				08/11/08 13:59	mjc
Digestion - Hot Plate	M3050B ICP-MS							08/14/08 19:50	brd
Sieve-2000 um (2.0mm)	ASA No.9, 15-4.2.2			*				08/13/08 21:19	brd

Arizona license number: AZ0102

** Please refer to Qualifier Reports for details.*

ACZ Laboratories, Inc.
2773 Downhill Drive Steamboat Springs, CO 80487 (800) 334-5493

Inorganic Analytical Results

FMI Gold & Copper - Sierrita
Project ID: OJ07R9
Sample ID: C-JS-04-15-16

ACZ Sample ID: ***L71009-09***
Date Sampled: *08/05/08 10:33*
Date Received: *08/07/08*
Sample Matrix: *Soil*

Metals Analysis

Parameter	EPA Method	Result	Qual	XQ	Units	MDL	PQL	Date	Analyst
Antimony, total (3050)	M6020 ICP-MS	0.7	B	*	mg/Kg	0.2	1	08/26/08 7:52	rac
Arsenic, total (3050)	M6020 ICP-MS	3.9			mg/Kg	0.3	0.5	08/26/08 7:52	rac
Barium, total (3050)	M6010B ICP	103		*	mg/Kg	0.3	2	08/22/08 3:20	aeh
Beryllium, total (3050)	M6010B ICP	0.5	B		mg/Kg	0.2	1	08/22/08 3:20	aeh
Cadmium, total (3050)	M6010B ICP		U		mg/Kg	0.5	2	08/22/08 3:20	aeh
Chromium, total (3050)	M6010B ICP	7			mg/Kg	1	5	08/22/08 3:20	aeh
Cobalt, total (3050)	M6010B ICP	7			mg/Kg	1	5	08/22/08 3:20	aeh
Copper, total (3050)	M6010B ICP	1150		*	mg/Kg	1	5	08/22/08 3:20	aeh
Lead, total (3050)	M6020 ICP-MS	54.80		*	mg/Kg	0.05	0.3	08/27/08 1:22	rac
Manganese, total (3050)	M6010B ICP	155		*	mg/Kg	0.5	3	08/22/08 3:20	aeh
Mercury, total	M7471A CVAA		U		mg/Kg	0.04	0.2	08/16/08 15:16	jws
Molybdenum, total (3050)	M6010B ICP	276		*	mg/Kg	1	5	08/22/08 3:20	aeh
Nickel, total (3050)	M6010B ICP	4	B		mg/Kg	1	5	08/22/08 3:20	aeh
Selenium, total (3050)	M6020 ICP-MS	1.02		*	mg/Kg	0.05	0.3	08/27/08 1:22	rac
Thallium, total (3050)	M6020 ICP-MS	0.12	B	*	mg/Kg	0.05	0.3	08/26/08 7:52	rac
Uranium, total (3050)	M6020 ICP-MS	4.43		*	mg/Kg	0.05	0.3	08/26/08 7:52	rac
Zinc, total (3050)	M6010B ICP	65		*	mg/Kg	1	5	08/22/08 3:20	aeh

Soil Analysis

Parameter	EPA Method	Result	Qual	XQ	Units	MDL	PQL	Date	Analyst
Solids, Percent	CLPSOW390, PART F, D-98	85.0		*	%	0.1	0.5	08/12/08 7:30	mjc

Soil Preparation

Parameter	EPA Method	Result	Qual	XQ	Units	MDL	PQL	Date	Analyst
Air Dry at 34 Degrees C	USDA No. 1, 1972			*				08/11/08 14:01	mjc
Digestion - Hot Plate	M3050B ICP-MS							08/14/08 20:09	brd
Sieve-2000 um (2.0mm)	ASA No.9, 15-4.2.2			*				08/13/08 21:22	brd

Arizona license number: AZ0102

** Please refer to Qualifier Reports for details.*

ACZ Laboratories, Inc.
2773 Downhill Drive Steamboat Springs, CO 80487 (800) 334-5493

Inorganic Analytical Results

FMI Gold & Copper - Sierrita
Project ID: OJ07R9
Sample ID: C-JS-05-0-1

ACZ Sample ID: ***L71009-10***
Date Sampled: *08/05/08 11:08*
Date Received: *08/07/08*
Sample Matrix: *Soil*

Metals Analysis

Parameter	EPA Method	Result	Qual	XQ	Units	MDL	PQL	Date	Analyst
Antimony, total (3050)	M6020 ICP-MS	0.2	B	*	mg/Kg	0.2	1	08/26/08 7:58	rac
Arsenic, total (3050)	M6020 ICP-MS	4.2			mg/Kg	0.3	0.5	08/26/08 7:58	rac
Barium, total (3050)	M6010B ICP	120		*	mg/Kg	0.3	2	08/22/08 3:23	aeh
Beryllium, total (3050)	M6010B ICP	0.9	B		mg/Kg	0.2	1	08/22/08 3:23	aeh
Cadmium, total (3050)	M6010B ICP	1.2	B		mg/Kg	0.5	2	08/22/08 3:23	aeh
Chromium, total (3050)	M6010B ICP	16			mg/Kg	1	5	08/22/08 3:23	aeh
Cobalt, total (3050)	M6010B ICP	10			mg/Kg	1	5	08/22/08 3:23	aeh
Copper, total (3050)	M6010B ICP	481		*	mg/Kg	1	5	08/22/08 3:23	aeh
Lead, total (3050)	M6020 ICP-MS	477		*	mg/Kg	0.2	1	08/27/08 1:28	rac
Manganese, total (3050)	M6010B ICP	838		*	mg/Kg	0.5	3	08/22/08 3:23	aeh
Mercury, total	M7471A CVAA		U		mg/Kg	0.04	0.2	08/16/08 15:18	jws
Molybdenum, total (3050)	M6010B ICP	74		*	mg/Kg	1	5	08/22/08 3:23	aeh
Nickel, total (3050)	M6010B ICP	7			mg/Kg	1	5	08/22/08 3:23	aeh
Selenium, total (3050)	M6020 ICP-MS		U	*	mg/Kg	0.2	1	08/27/08 1:28	rac
Thallium, total (3050)	M6020 ICP-MS	0.18	B	*	mg/Kg	0.05	0.3	08/26/08 7:58	rac
Uranium, total (3050)	M6020 ICP-MS	5.66		*	mg/Kg	0.05	0.3	08/26/08 7:58	rac
Zinc, total (3050)	M6010B ICP	315		*	mg/Kg	1	5	08/22/08 3:23	aeh

Soil Analysis

Parameter	EPA Method	Result	Qual	XQ	Units	MDL	PQL	Date	Analyst
Solids, Percent	CLPSOW390, PART F, D-98	92.7		*	%	0.1	0.5	08/12/08 9:07	mjc

Soil Preparation

Parameter	EPA Method	Result	Qual	XQ	Units	MDL	PQL	Date	Analyst
Air Dry at 34 Degrees C	USDA No. 1, 1972			*				08/11/08 14:04	mjc
Digestion - Hot Plate	M3050B ICP-MS							08/14/08 20:27	brd
Sieve-2000 um (2.0mm)	ASA No.9, 15-4.2.2			*				08/13/08 21:25	brd

Arizona license number: AZ0102

** Please refer to Qualifier Reports for details.*

ACZ Laboratories, Inc.
2773 Downhill Drive Steamboat Springs, CO 80487 (800) 334-5493

Inorganic Analytical Results

FMI Gold & Copper - Sierrita
Project ID: OJ07R9
Sample ID: C-JS-05-1-3

ACZ Sample ID: ***L71009-11***
Date Sampled: *08/05/08 11:08*
Date Received: *08/07/08*
Sample Matrix: *Soil*

Metals Analysis

Parameter	EPA Method	Result	Qual	XQ	Units	MDL	PQL	Date	Analyst
Antimony, total (3050)	M6020 ICP-MS	0.3	B	*	mg/Kg	0.2	1	08/26/08 8:18	rac
Arsenic, total (3050)	M6020 ICP-MS	11.2			mg/Kg	0.3	0.5	08/26/08 8:18	rac
Barium, total (3050)	M6010B ICP	104		*	mg/Kg	0.3	2	08/22/08 3:27	aeh
Beryllium, total (3050)	M6010B ICP		U		mg/Kg	0.2	1	08/22/08 3:27	aeh
Cadmium, total (3050)	M6010B ICP	0.6	B		mg/Kg	0.5	2	08/22/08 3:27	aeh
Chromium, total (3050)	M6010B ICP	3	B		mg/Kg	1	5	08/22/08 3:27	aeh
Cobalt, total (3050)	M6010B ICP	1	B		mg/Kg	1	5	08/22/08 3:27	aeh
Copper, total (3050)	M6010B ICP	185		*	mg/Kg	1	5	08/22/08 3:27	aeh
Lead, total (3050)	M6020 ICP-MS	3740		*	mg/Kg	1	5	08/27/08 1:48	rac
Manganese, total (3050)	M6010B ICP	78.1		*	mg/Kg	0.5	3	08/22/08 3:27	aeh
Mercury, total	M7471A CVAA		U		mg/Kg	0.04	0.2	08/16/08 15:20	jws
Molybdenum, total (3050)	M6010B ICP	18		*	mg/Kg	1	5	08/22/08 3:27	aeh
Nickel, total (3050)	M6010B ICP		U		mg/Kg	1	5	08/22/08 3:27	aeh
Selenium, total (3050)	M6020 ICP-MS		U	*	mg/Kg	1	5	08/27/08 1:48	rac
Thallium, total (3050)	M6020 ICP-MS	0.62		*	mg/Kg	0.05	0.3	08/26/08 8:18	rac
Uranium, total (3050)	M6020 ICP-MS	4.19		*	mg/Kg	0.05	0.3	08/26/08 8:18	rac
Zinc, total (3050)	M6010B ICP	156			mg/Kg	1	5	08/22/08 3:27	aeh

Soil Analysis

Parameter	EPA Method	Result	Qual	XQ	Units	MDL	PQL	Date	Analyst
Solids, Percent	CLPSOW390, PART F, D-98	94.5		*	%	0.1	0.5	08/12/08 10:45	mjc

Soil Preparation

Parameter	EPA Method	Result	Qual	XQ	Units	MDL	PQL	Date	Analyst
Air Dry at 34 Degrees C	USDA No. 1, 1972			*				08/11/08 14:07	mjc
Digestion - Hot Plate	M3050B ICP-MS							08/14/08 21:23	brd
Sieve-2000 um (2.0mm)	ASA No.9, 15-4.2.2			*				08/13/08 21:28	brd

Arizona license number: AZ0102

** Please refer to Qualifier Reports for details.*

Report Header Explanations

Batch	A distinct set of samples analyzed at a specific time
Found	Value of the QC Type of interest
Limit	Upper limit for RPD, in %.
Lower	Lower Recovery Limit, in % (except for LCSS, mg/Kg)
MDL	Method Detection Limit. Same as Minimum Reporting Limit. Allows for instrument and annual fluctuations.
PCN/SCN	A number assigned to reagents/standards to trace to the manufacturer's certificate of analysis
PQL	Practical Quantitation Limit, typically 5 times the MDL.
QC	True Value of the Control Sample or the amount added to the Spike
Rec	Amount of the true value or spike added recovered, in % (except for LCSS, mg/Kg)
RPD	Relative Percent Difference, calculation used for Duplicate QC Types
Upper	Upper Recovery Limit, in % (except for LCSS, mg/Kg)
Sample	Value of the Sample of interest

QC Sample Types

AS	Analytical Spike (Post Digestion)	*LCSWD*	Laboratory Control Sample - Water Duplicate
ASD	Analytical Spike (Post Digestion) Duplicate	*LFB*	Laboratory Fortified Blank
CCB	Continuing Calibration Blank	*LFM*	Laboratory Fortified Matrix
CCV	Continuing Calivation Verification standard	*LFMD*	Laboratory Fortified Matrix Duplicate
DUP	Sample Duplicate	*LRB*	Laboratory Reagent Blank
ICB	Initial Calibration Blank	*MS*	Matrix Spike
ICV	Initial Calibration Verification standard	*MSD*	Matrix Spike Duplicate
ICSAB	Inter-element Correction Standard - A plus B solutions	*PBS*	Prep Blank - Soil
LCSS	Laboratory Control Sample - Soil	*PBW*	Prep Blank - Water
LCSSD	Laboratory Control Sample - Soil Duplicate	*PQV*	Practical Quantitation Verification standard
LCSW	Laboratory Control Sample - Water	*SDL*	Serial Dilution

QC Sample Type Explanations

Blanks	Verifies that there is no or minimal contamination in the prep method or calibration procedure.
Control Samples	Verifies the accuracy of the method, including the prep procedure.
Duplicates	Verifies the precision of the instrument and/or method.
Spikes/Fortified Matrix	Determines sample matrix interferences, if any.
Standard	Verifies the validity of the calibration.

ACZ Qualifiers (Qual)

B	Analyte concentration detected at a value between MDL and PQL.
H	Analysis exceeded method hold time. pH is a field test with an immediate hold time.
U	Analyte was analyzed for but not detected at the indicated MDL

Method References

(1) EPA 600/4-83-020. Methods for Chemical Analysis of Water and Wastes, March 1983.
(2) EPA 600/R-93-100. Methods for the Determination of Inorganic Substances in Environmental Samples, August 1993.
(3) EPA 600/R-94-111. Methods for the Determination of Metals in Environmental Samples - Supplement I, May 1994.
(5) EPA SW-846. Test Methods for Evaluating Solid Waste, Third Edition with Update III, December 1996.
(6) Standard Methods for the Examination of Water and Wastewater, 19th edition, 1995.

Comments

(1) QC results calculated from raw data. Results may vary slightly if the rounded values are used in the calculations.
(2) Soil, Sludge, and Plant matrices for Inorganic analyses are reported on a dry weight basis.
(3) Animal matrices for Inorganic analyses are reported on an "as received" basis.

FMI Gold & Copper - Sierrita
Project ID: OJ07R9

ACZ Project ID: ***L71009***

Antimony, total (3050) M6020 ICP-MS

ACZ ID	Type	Analyzed	PCN/SCN	QC	Sample	Found	Units	Rec	Lower	Upper	RPD	Limit	Qual
WG250539													
WG250539ICV	ICV	08/26/08 4:40	MS080813-2	.02006		.02029	mg/L	101.1	90	110			
WG250539ICB	ICB	08/26/08 4:46				U	mg/L		-0.0012	0.0012			
WG249985PBS	PBS	08/26/08 5:13				U	mg/Kg		-0.6	0.6			
WG249985LCSS	LCSS	08/26/08 5:19	PCN30289	126		86.9	mg/Kg		63.3	189			
WG249985LCSSD	LCSSD	08/26/08 5:26	PCN30289	126		86.7	mg/Kg		63.3	189	0.2	20	
L71009-10MS	MS	08/26/08 8:05	MS080707-3	5.05	.2	1.85	mg/Kg	32.7	75	125			M2
L71009-10MSD	MSD	08/26/08 8:11	MS080707-3	5.05	.2	2.14	mg/Kg	38.4	75	125	14.54	20	M2

Arsenic, total (3050) M6020 ICP-MS

ACZ ID	Type	Analyzed	PCN/SCN	QC	Sample	Found	Units	Rec	Lower	Upper	RPD	Limit	Qual
WG250539													
WG250539ICV	ICV	08/26/08 4:40	MS080813-2	.05		.05112	mg/L	102.2	90	110			
WG250539ICB	ICB	08/26/08 4:46				U	mg/L		-0.0015	0.0015			
WG249985PBS	PBS	08/26/08 5:13				U	mg/Kg		-0.9	0.9			
WG249985LCSS	LCSS	08/26/08 5:19	PCN30289	225		225.4	mg/Kg		181	270			
WG249985LCSSD	LCSSD	08/26/08 5:26	PCN30289	225		233.4	mg/Kg		181	270	3.5	20	
L71009-10MS	MS	08/26/08 8:05	MS080707-3	25.25	4.2	28.91	mg/Kg	97.9	75	125			
L71009-10MSD	MSD	08/26/08 8:11	MS080707-3	25.25	4.2	30.49	mg/Kg	104.1	75	125	5.32	20	

Barium, total (3050) M6010B ICP

ACZ ID	Type	Analyzed	PCN/SCN	QC	Sample	Found	Units	Rec	Lower	Upper	RPD	Limit	Qual
WG250412													
WG250412ICV	ICV	08/22/08 1:40	II080820-1	2		2.0297	mg/L	101.5	90	110			
WG250412ICB	ICB	08/22/08 1:43				U	mg/L		-0.009	0.009			
WG249985PBS	PBS	08/22/08 1:57				U	mg/Kg		-0.9	0.9			
WG249985LCSS	LCSS	08/22/08 2:00	PCN30289	565		558.05	mg/Kg		461	669			
WG249985LCSSD	LCSSD	08/22/08 2:04	PCN30289	565		551.45	mg/Kg		461	669	1.2	20	
L71009-11MS	MS	08/22/08 3:33	II080811-3	50	104	173.38	mg/Kg	138.8	75	125			M1
L71009-11MSD	MSD	08/22/08 3:37	II080811-3	50	104	168.07	mg/Kg	128.1	75	125	3.11	20	M1

Beryllium, total (3050) M6010B ICP

ACZ ID	Type	Analyzed	PCN/SCN	QC	Sample	Found	Units	Rec	Lower	Upper	RPD	Limit	Qual
WG250412													
WG250412ICV	ICV	08/22/08 1:40	II080820-1	2		2.0589	mg/L	102.9	90	110			
WG250412ICB	ICB	08/22/08 1:43				.0028	mg/L		-0.006	0.006			
WG249985PBS	PBS	08/22/08 1:57				.24	mg/Kg		-0.6	0.6			
WG249985LCSS	LCSS	08/22/08 2:00	PCN30289	162		165.76	mg/Kg		134	190			
WG249985LCSSD	LCSSD	08/22/08 2:04	PCN30289	162		162.32	mg/Kg		134	190	2.1	20	
L71009-11MS	MS	08/22/08 3:33	II080811-3	50	U	51.07	mg/Kg	102.1	75	125			
L71009-11MSD	MSD	08/22/08 3:37	II080811-3	50	U	53.73	mg/Kg	107.5	75	125	5.08	20	

FMI Gold & Copper - Sierrita
Project ID: OJ07R9

ACZ Project ID: ***L71009***

Cadmium, total (3050) M6010B ICP

ACZ ID	Type	Analyzed	PCN/SCN	QC	Sample	Found	Units	Rec	Lower	Upper	RPD	Limit	Qual
WG250412													
WG250412ICV	ICV	08/22/08 1:40	II080820-1	2		1.9722	mg/L	98.6	90	110			
WG250412ICB	ICB	08/22/08 1:43				U	mg/L		-0.015	0.015			
WG249985PBS	PBS	08/22/08 1:57				U	mg/Kg		-1.5	1.5			
WG249985LCSS	LCSS	08/22/08 2:00	PCN30289	69.1		68.44	mg/Kg		58.1	80.1			
WG249985LCSSD	LCSSD	08/22/08 2:04	PCN30289	69.1		67.42	mg/Kg		58.1	80.1	1.5	20	
L71009-11MS	MS	08/22/08 3:33	II080811-3	50	.6	50.1	mg/Kg	99	75	125			
L71009-11MSD	MSD	08/22/08 3:37	II080811-3	50	.6	52.9	mg/Kg	104.6	75	125	5.44	20	

Chromium, total (3050) M6010B ICP

ACZ ID	Type	Analyzed	PCN/SCN	QC	Sample	Found	Units	Rec	Lower	Upper	RPD	Limit	Qual
WG250412													
WG250412ICV	ICV	08/22/08 1:40	II080820-1	2		2.018	mg/L	100.9	90	110			
WG250412ICB	ICB	08/22/08 1:43				U	mg/L		-0.03	0.03			
WG249985PBS	PBS	08/22/08 1:57				U	mg/Kg		-3	3			
WG249985LCSS	LCSS	08/22/08 2:00	PCN30289	124		130.7	mg/Kg		101	147			
WG249985LCSSD	LCSSD	08/22/08 2:04	PCN30289	124		127.1	mg/Kg		101	147	2.8	20	
L71009-11MS	MS	08/22/08 3:33	II080811-3	50	3	53.9	mg/Kg	101.8	75	125			
L71009-11MSD	MSD	08/22/08 3:37	II080811-3	50	3	56.6	mg/Kg	107.2	75	125	4.89	20	

Cobalt, total (3050) M6010B ICP

ACZ ID	Type	Analyzed	PCN/SCN	QC	Sample	Found	Units	Rec	Lower	Upper	RPD	Limit	Qual
WG250412													
WG250412ICV	ICV	08/22/08 1:40	II080820-1	2.002		2.002	mg/L	100	90	110			
WG250412ICB	ICB	08/22/08 1:43				U	mg/L		-0.03	0.03			
WG249985PBS	PBS	08/22/08 1:57				1.1	mg/Kg		-3	3			
WG249985LCSS	LCSS	08/22/08 2:00	PCN30289	115		117.7	mg/Kg		95.6	135			
WG249985LCSSD	LCSSD	08/22/08 2:04	PCN30289	115		116.5	mg/Kg		95.6	135	1	20	
L71009-11MS	MS	08/22/08 3:33	II080811-3	50	1	51.3	mg/Kg	100.6	75	125			
L71009-11MSD	MSD	08/22/08 3:37	II080811-3	50	1	53.5	mg/Kg	105	75	125	4.2	20	

Copper, total (3050) M6010B ICP

ACZ ID	Type	Analyzed	PCN/SCN	QC	Sample	Found	Units	Rec	Lower	Upper	RPD	Limit	Qual
WG250412													
WG250412ICV	ICV	08/22/08 1:40	II080820-1	2		2.012	mg/L	100.6	90	110			
WG250412ICB	ICB	08/22/08 1:43				U	mg/L		-0.03	0.03			
WG249985PBS	PBS	08/22/08 1:57				U	mg/Kg		-3	3			
WG249985LCSS	LCSS	08/22/08 2:00	PCN30289	66.7		71.9	mg/Kg		53.9	79.5			
WG249985LCSSD	LCSSD	08/22/08 2:04	PCN30289	66.7		65.3	mg/Kg		53.9	79.5	9.6	20	
L71009-11MS	MS	08/22/08 3:33	II080811-3	50	185	289.5	mg/Kg	209	75	125			M3
L71009-11MSD	MSD	08/22/08 3:37	II080811-3	50	185	282.9	mg/Kg	195.8	75	125	2.31	20	M3

FMI Gold & Copper - Sierrita
Project ID: OJ07R9

ACZ Project ID: ***L71009***

Lead, total (3050) M6020 ICP-MS

ACZ ID	Type	Analyzed	PCN/SCN	QC	Sample	Found	Units	Rec	Lower	Upper	RPD	Limit	Qual
WG250539													
WG250539ICV	ICV	08/26/08 4:40	MS080813-2	.05		.0495	mg/L	99	90	110			
WG250539ICB	ICB	08/26/08 4:46				U	mg/L		-0.0003	0.0003			
WG249985PBS	PBS	08/26/08 5:13				U	mg/Kg		-0.15	0.15			
WG249985LCSS	LCSS	08/26/08 5:19	PCN30289	223		208.15	mg/Kg		183	264			
WG249985LCSSD	LCSSD	08/26/08 5:26	PCN30289	223		210.55	mg/Kg		183	264	1.1	20	
L71009-10MS	MS	08/26/08 8:05	MS080707-3	25.25	459	609.03	mg/Kg	594.2	75	125			M3
L71009-10MSD	MSD	08/26/08 8:11	MS080707-3	25.25	459	652.965	mg/Kg	768.2	75	125	6.96	20	M3
WG250637													
WG250637ICV	ICV	08/26/08 22:04	MS080813-2	.05		.05047	mg/L	100.9	90	110			
WG250637ICB	ICB	08/26/08 22:10				U	mg/L		-0.0003	0.0003			
WG249985PBS	PBS	08/26/08 22:37				U	mg/Kg		-0.15	0.15			
WG249985LCSS	LCSS	08/26/08 22:44	PCN30289	223		227.55	mg/Kg		183	264			
WG249985LCSSD	LCSSD	08/26/08 22:50	PCN30289	223		232.2	mg/Kg		183	264	2	20	
L71009-10MS	MS	08/27/08 1:35	MS080707-3	100	477	710.2	mg/Kg	233.2	75	125			M3
L71009-10MSD	MSD	08/27/08 1:41	MS080707-3	100	477	706.6	mg/Kg	229.6	75	125	0.51	20	M3

Manganese, total (3050) M6010B ICP

ACZ ID	Type	Analyzed	PCN/SCN	QC	Sample	Found	Units	Rec	Lower	Upper	RPD	Limit	Qual
WG250412													
WG250412ICV	ICV	08/22/08 1:40	II080820-1	2		2.0174	mg/L	100.9	90	110			
WG250412ICB	ICB	08/22/08 1:43				U	mg/L		-0.015	0.015			
WG249985PBS	PBS	08/22/08 1:57				U	mg/Kg		-1.5	1.5			
WG249985LCSS	LCSS	08/22/08 2:00	PCN30289	368		396.12	mg/Kg		304	433			
WG249985LCSSD	LCSSD	08/22/08 2:04	PCN30289	368		372.68	mg/Kg		304	433	6.1	20	
L71009-11MS	MS	08/22/08 3:33	II080811-3	50	78.1	157.1	mg/Kg	158	75	125			M1
L71009-11MSD	MSD	08/22/08 3:37	II080811-3	50	78.1	144.91	mg/Kg	133.6	75	125	8.07	20	M1

Mercury, total M7471A CVAA

ACZ ID	Type	Analyzed	PCN/SCN	QC	Sample	Found	Units	Rec	Lower	Upper	RPD	Limit	Qual
WG250055													
WG250055ICV	ICV	08/16/08 14:09	II080721-4	.01002		.00985	mg/L	98.3	90	110			
WG250055ICB	ICB	08/16/08 14:12				U	mg/L		-0.0006	0.0006			
WG250055PBS	PBS	08/16/08 14:14				U	mg/Kg		-0.09	0.09			
WG250055LCSS	LCSS	08/16/08 14:17	PCN28813	5.8		5.19	mg/Kg		3.83	7.69			
WG250055LCSSD	LCSSD	08/16/08 14:19	PCN28813	5.8		5.16	mg/Kg		3.83	7.69	0.6	20	
L70971-01MS	MS	08/16/08 14:25	II080807-2	1.015	.05	1.057	mg/Kg	99.2	85	115			
L70971-01MSD	MSD	08/16/08 14:28	II080807-2	1.015	.05	1.055	mg/Kg	99	85	115	0.19	20	

FMI Gold & Copper - Sierrita ACZ Project ID: ***L71009***

Project ID: OJ07R9

Molybdenum, total (3050) M6010B ICP

ACZ ID	Type	Analyzed	PCN/SCN	QC	Sample	Found	Units	Rec	Lower	Upper	RPD	Limit	Qual
WG250412													
WG250412ICV	ICV	08/22/08 1:40	II080820-1	2		2.014	mg/L	100.7	90	110			
WG250412ICB	ICB	08/22/08 1:43				U	mg/L		-0.03	0.03			
WG249985PBS	PBS	08/22/08 1:57				U	mg/Kg		-3	3			
WG249985LCSS	LCSS	08/22/08 2:00	PCN30289	107		112.4	mg/Kg		83.8	130			
WG249985LCSSD	LCSSD	08/22/08 2:04	PCN30289	107		109.4	mg/Kg		83.8	130	2.7	20	
L71009-11MS	MS	08/22/08 3:33	II080811-3	50	18	69.3	mg/Kg	102.6	75	125			
L71009-11MSD	MSD	08/22/08 3:37	II080811-3	50	18	77	mg/Kg	118	75	125	10.53	20	

Nickel, total (3050) M6010B ICP

ACZ ID	Type	Analyzed	PCN/SCN	QC	Sample	Found	Units	Rec	Lower	Upper	RPD	Limit	Qual
WG250412													
WG250412ICV	ICV	08/22/08 1:40	II080820-1	2.004		1.95	mg/L	97.3	90	110			
WG250412ICB	ICB	08/22/08 1:43				U	mg/L		-0.03	0.03			
WG249985PBS	PBS	08/22/08 1:57				U	mg/Kg		-3	3			
WG249985LCSS	LCSS	08/22/08 2:00	PCN30289	172		173.9	mg/Kg		140	204			
WG249985LCSSD	LCSSD	08/22/08 2:04	PCN30289	172		170.2	mg/Kg		140	204	2.2	20	
L71009-11MS	MS	08/22/08 3:33	II080811-3	49.85	U	47.8	mg/Kg	95.9	75	125			
L71009-11MSD	MSD	08/22/08 3:37	II080811-3	49.85	U	50.4	mg/Kg	101.1	75	125	5.3	20	

Selenium, total (3050) M6020 ICP-MS

ACZ ID	Type	Analyzed	PCN/SCN	QC	Sample	Found	Units	Rec	Lower	Upper	RPD	Limit	Qual
WG250637													
WG250637ICV	ICV	08/26/08 22:04	MS080813-2	.05		.04996	mg/L	99.9	90	110			
WG250637ICB	ICB	08/26/08 22:10				U	mg/L		-0.0003	0.0003			
WG249985PBS	PBS	08/26/08 22:37				U	mg/Kg		-0.15	0.15			
WG249985LCSS	LCSS	08/26/08 22:44	PCN30289	147		160.65	mg/Kg		114	180			
WG249985LCSSD	LCSSD	08/26/08 22:50	PCN30289	147		164.35	mg/Kg		114	180	2.3	20	
L71009-10MS	MS	08/27/08 1:35	MS080707-3	50	U	16.14	mg/Kg	32.3	75	125			M2
L71009-10MSD	MSD	08/27/08 1:41	MS080707-3	50	U	13.75	mg/Kg	27.5	75	125	15.99	20	M2

Solids, Percent CLPSOW390, PART F, D-98

ACZ ID	Type	Analyzed	PCN/SCN	QC	Sample	Found	Units	Rec	Lower	Upper	RPD	Limit	Qual
WG249778													
WG249778PBS	PBS	08/11/08 15:20				U	%		99.9	100.1			
L71009-01DUP	DUP	08/11/08 18:34			94.6	93.25	%				1.4	20	

Thallium, total (3050) M6020 ICP-MS

ACZ ID	Type	Analyzed	PCN/SCN	QC	Sample	Found	Units	Rec	Lower	Upper	RPD	Limit	Qual
WG250539													
WG250539ICV	ICV	08/26/08 4:40	MS080813-2	.05		.05186	mg/L	103.7	90	110			
WG250539ICB	ICB	08/26/08 4:46				U	mg/L		-0.0003	0.0003			
WG249985PBS	PBS	08/26/08 5:13				U	mg/Kg		-0.15	0.15			
WG249985LCSS	LCSS	08/26/08 5:19	PCN30289	173		163.8	mg/Kg		140	205			
WG249985LCSSD	LCSSD	08/26/08 5:26	PCN30289	173		170.4	mg/Kg		140	205	3.9	20	
L71009-10MS	MS	08/26/08 8:05	MS080707-3	25.3005	.18	24.164	mg/Kg	94.8	75	125			
L71009-10MSD	MSD	08/26/08 8:11	MS080707-3	25.3005	.18	25.503	mg/Kg	100.1	75	125	5.39	20	

FMI Gold & Copper - Sierrita
Project ID: OJ07R9

ACZ Project ID: ***L71009***

Uranium, total (3050) M6020 ICP-MS

ACZ ID	Type	Analyzed	PCN/SCN	QC	Sample	Found	Units	Rec	Lower	Upper	RPD	Limit	Qual
WG250539													
WG250539ICV	ICV	08/26/08 4:40	MS080813-2	.05		.05046	mg/L	100.9	90	110			
WG250539ICB	ICB	08/26/08 4:46				U	mg/L		-0.0003	0.0003			
WG249985PBS	PBS	08/26/08 5:13				U	mg/Kg		-0.15	0.15			
L71009-10MS	MS	08/26/08 8:05	MS080707-3	12.625	5.66	17.377	mg/Kg	92.8	75	125			
L71009-10MSD	MSD	08/26/08 8:11	MS080707-3	12.625	5.66	19.407	mg/Kg	108.9	75	125	11.04	20	

Zinc, total (3050) M6010B ICP

ACZ ID	Type	Analyzed	PCN/SCN	QC	Sample	Found	Units	Rec	Lower	Upper	RPD	Limit	Qual
WG250412													
WG250412ICV	ICV	08/22/08 1:40	II080820-1	2		1.992	mg/L	99.6	90	110			
WG250412ICB	ICB	08/22/08 1:43				U	mg/L		-0.03	0.03			
WG249985PBS	PBS	08/22/08 1:57				U	mg/Kg		-3	3			
WG249985LCSS	LCSS	08/22/08 2:00	PCN30289	349		339.6	mg/Kg		280	418			
WG249985LCSSD	LCSSD	08/22/08 2:04	PCN30289	349		333.3	mg/Kg		280	418	1.9	20	
L71009-11MS	MS	08/22/08 3:33	II080811-3	50	156	249.5	mg/Kg	187	75	125			M1
L71009-11MSD	MSD	08/22/08 3:37	II080811-3	50	156	243.2	mg/Kg	174.4	75	125	2.56	20	M1

ACZ Laboratories, Inc.
2773 Downhill Drive Steamboat Springs, CO 80487 (800) 334-5493

Inorganic Extended Qualifier Report

FMI Gold & Copper - Sierrita ACZ Project ID: ***L71009***

ACZ ID	WORKNUM	PARAMETER	METHOD	QUAL	DESCRIPTION
L71009-01	WG250539	Antimony, total (3050)	M6020 ICP-MS	M2	Matrix spike recovery was low, the recovery of the associated control sample (LCS or LFB) was acceptable.
	WG250412	Barium, total (3050)	M6010B ICP	M1	Matrix spike recovery was high, the recovery of the associated control sample (LCS or LFB) was acceptable.
			M6010B ICP	ZH	Serial Dilution exceeded the acceptance criteria. Matrix interference [physical or chemical] is suspected.
		Copper, total (3050)	M6010B ICP	M3	The spike recovery value is unusable since the analyte concentration in the sample is disproportionate to the spike level. The recovery of the associated control sample (LCS or LFB) was acceptable.
			M6010B ICP	ZH	Serial Dilution exceeded the acceptance criteria. Matrix interference [physical or chemical] is suspected.
	WG250539	Lead, total (3050)	M6020 ICP-MS	M3	The spike recovery value is unusable since the analyte concentration in the sample is disproportionate to the spike level. The recovery of the associated control sample (LCS or LFB) was acceptable.
	WG250412	Manganese, total (3050)	M6010B ICP	M1	Matrix spike recovery was high, the recovery of the associated control sample (LCS or LFB) was acceptable.
			M6010B ICP	ZH	Serial Dilution exceeded the acceptance criteria. Matrix interference [physical or chemical] is suspected.
		Molybdenum, total (3050)	M6010B ICP	ZG	The ICP Serial Dilution was not used for data validation because the sample concentration was less than 50 times the MDL.
	WG250637	Selenium, total (3050)	M6020 ICP-MS	M2	Matrix spike recovery was low, the recovery of the associated control sample (LCS or LFB) was acceptable.
			M6020 ICP-MS	ZB	The ICP-MS Serial Dilution was not used for data validation because the sample concentration was less than 100 times the MDL.
	WG250539	Thallium, total (3050)	M6020 ICP-MS	ZB	The ICP-MS Serial Dilution was not used for data validation because the sample concentration was less than 100 times the MDL.
	WG250412	Zinc, total (3050)	M6010B ICP	M1	Matrix spike recovery was high, the recovery of the associated control sample (LCS or LFB) was acceptable.
			M6010B ICP	ZH	Serial Dilution exceeded the acceptance criteria. Matrix interference [physical or chemical] is suspected.

FMI Gold & Copper - Sierrita ACZ Project ID: ***L71009***

ACZ ID	WORKNUM	PARAMETER	METHOD	QUAL	DESCRIPTION
L71009-02	WG250539	Antimony, total (3050)	M6020 ICP-MS	M2	Matrix spike recovery was low, the recovery of the associated control sample (LCS or LFB) was acceptable.
	WG250412	Barium, total (3050)	M6010B ICP	M1	Matrix spike recovery was high, the recovery of the associated control sample (LCS or LFB) was acceptable.
			M6010B ICP	ZH	Serial Dilution exceeded the acceptance criteria. Matrix interference [physical or chemical] is suspected.
		Copper, total (3050)	M6010B ICP	M3	The spike recovery value is unusable since the analyte concentration in the sample is disproportionate to the spike level. The recovery of the associated control sample (LCS or LFB) was acceptable.
			M6010B ICP	ZH	Serial Dilution exceeded the acceptance criteria. Matrix interference [physical or chemical] is suspected.
	WG250539	Lead, total (3050)	M6020 ICP-MS	M3	The spike recovery value is unusable since the analyte concentration in the sample is disproportionate to the spike level. The recovery of the associated control sample (LCS or LFB) was acceptable.
	WG250412	Manganese, total (3050)	M6010B ICP	M1	Matrix spike recovery was high, the recovery of the associated control sample (LCS or LFB) was acceptable.
			M6010B ICP	ZH	Serial Dilution exceeded the acceptance criteria. Matrix interference [physical or chemical] is suspected.
		Molybdenum, total (3050)	M6010B ICP	ZG	The ICP Serial Dilution was not used for data validation because the sample concentration was less than 50 times the MDL.
	WG250637	Selenium, total (3050)	M6020 ICP-MS	M2	Matrix spike recovery was low, the recovery of the associated control sample (LCS or LFB) was acceptable.
			M6020 ICP-MS	ZB	The ICP-MS Serial Dilution was not used for data validation because the sample concentration was less than 100 times the MDL.
	WG250539	Thallium, total (3050)	M6020 ICP-MS	ZB	The ICP-MS Serial Dilution was not used for data validation because the sample concentration was less than 100 times the MDL.
	WG250412	Zinc, total (3050)	M6010B ICP	M1	Matrix spike recovery was high, the recovery of the associated control sample (LCS or LFB) was acceptable.
			M6010B ICP	ZH	Serial Dilution exceeded the acceptance criteria. Matrix interference [physical or chemical] is suspected.

FMI Gold & Copper - Sierrita ACZ Project ID: ***L71009***

ACZ ID	WORKNUM	PARAMETER	METHOD	QUAL	DESCRIPTION
L71009-03	WG250539	Antimony, total (3050)	M6020 ICP-MS	M2	Matrix spike recovery was low, the recovery of the associated control sample (LCS or LFB) was acceptable.
	WG250412	Barium, total (3050)	M6010B ICP	M1	Matrix spike recovery was high, the recovery of the associated control sample (LCS or LFB) was acceptable.
			M6010B ICP	ZH	Serial Dilution exceeded the acceptance criteria. Matrix interference [physical or chemical] is suspected.
		Copper, total (3050)	M6010B ICP	M3	The spike recovery value is unusable since the analyte concentration in the sample is disproportionate to the spike level. The recovery of the associated control sample (LCS or LFB) was acceptable.
			M6010B ICP	ZH	Serial Dilution exceeded the acceptance criteria. Matrix interference [physical or chemical] is suspected.
	WG250539	Lead, total (3050)	M6020 ICP-MS	M3	The spike recovery value is unusable since the analyte concentration in the sample is disproportionate to the spike level. The recovery of the associated control sample (LCS or LFB) was acceptable.
	WG250412	Manganese, total (3050)	M6010B ICP	M1	Matrix spike recovery was high, the recovery of the associated control sample (LCS or LFB) was acceptable.
			M6010B ICP	ZH	Serial Dilution exceeded the acceptance criteria. Matrix interference [physical or chemical] is suspected.
		Molybdenum, total (3050)	M6010B ICP	ZG	The ICP Serial Dilution was not used for data validation because the sample concentration was less than 50 times the MDL.
	WG250637	Selenium, total (3050)	M6020 ICP-MS	M2	Matrix spike recovery was low, the recovery of the associated control sample (LCS or LFB) was acceptable.
			M6020 ICP-MS	ZB	The ICP-MS Serial Dilution was not used for data validation because the sample concentration was less than 100 times the MDL.
	WG250539	Thallium, total (3050)	M6020 ICP-MS	ZB	The ICP-MS Serial Dilution was not used for data validation because the sample concentration was less than 100 times the MDL.
	WG250412	Zinc, total (3050)	M6010B ICP	M1	Matrix spike recovery was high, the recovery of the associated control sample (LCS or LFB) was acceptable.
			M6010B ICP	ZH	Serial Dilution exceeded the acceptance criteria. Matrix interference [physical or chemical] is suspected.

ACZ Laboratories, Inc.
2773 Downhill Drive Steamboat Springs, CO 80487 (800) 334-5493

Inorganic Extended Qualifier Report

FMI Gold & Copper - Sierrita ACZ Project ID: ***L71009***

ACZ ID	WORKNUM	PARAMETER	METHOD	QUAL	DESCRIPTION
L71009-04	WG250539	Antimony, total (3050)	M6020 ICP-MS	M2	Matrix spike recovery was low, the recovery of the associated control sample (LCS or LFB) was acceptable.
	WG250412	Barium, total (3050)	M6010B ICP	M1	Matrix spike recovery was high, the recovery of the associated control sample (LCS or LFB) was acceptable.
			M6010B ICP	ZH	Serial Dilution exceeded the acceptance criteria. Matrix interference [physical or chemical] is suspected.
		Copper, total (3050)	M6010B ICP	M3	The spike recovery value is unusable since the analyte concentration in the sample is disproportionate to the spike level. The recovery of the associated control sample (LCS or LFB) was acceptable.
			M6010B ICP	ZH	Serial Dilution exceeded the acceptance criteria. Matrix interference [physical or chemical] is suspected.
	WG250539	Lead, total (3050)	M6020 ICP-MS	M3	The spike recovery value is unusable since the analyte concentration in the sample is disproportionate to the spike level. The recovery of the associated control sample (LCS or LFB) was acceptable.
	WG250412	Manganese, total (3050)	M6010B ICP	M1	Matrix spike recovery was high, the recovery of the associated control sample (LCS or LFB) was acceptable.
			M6010B ICP	ZH	Serial Dilution exceeded the acceptance criteria. Matrix interference [physical or chemical] is suspected.
		Molybdenum, total (3050)	M6010B ICP	ZG	The ICP Serial Dilution was not used for data validation because the sample concentration was less than 50 times the MDL.
	WG250637	Selenium, total (3050)	M6020 ICP-MS	M2	Matrix spike recovery was low, the recovery of the associated control sample (LCS or LFB) was acceptable.
			M6020 ICP-MS	ZB	The ICP-MS Serial Dilution was not used for data validation because the sample concentration was less than 100 times the MDL.
	WG250539	Thallium, total (3050)	M6020 ICP-MS	ZB	The ICP-MS Serial Dilution was not used for data validation because the sample concentration was less than 100 times the MDL.
	WG250412	Zinc, total (3050)	M6010B ICP	M1	Matrix spike recovery was high, the recovery of the associated control sample (LCS or LFB) was acceptable.
			M6010B ICP	ZH	Serial Dilution exceeded the acceptance criteria. Matrix interference [physical or chemical] is suspected.

FMI Gold & Copper - Sierrita ACZ Project ID: ***L71009***

ACZ ID	WORKNUM	PARAMETER	METHOD	QUAL	DESCRIPTION
L71009-05	WG250539	Antimony, total (3050)	M6020 ICP-MS	M2	Matrix spike recovery was low, the recovery of the associated control sample (LCS or LFB) was acceptable.
	WG250412	Barium, total (3050)	M6010B ICP	M1	Matrix spike recovery was high, the recovery of the associated control sample (LCS or LFB) was acceptable.
			M6010B ICP	ZH	Serial Dilution exceeded the acceptance criteria. Matrix interference [physical or chemical] is suspected.
		Copper, total (3050)	M6010B ICP	M3	The spike recovery value is unusable since the analyte concentration in the sample is disproportionate to the spike level. The recovery of the associated control sample (LCS or LFB) was acceptable.
			M6010B ICP	ZH	Serial Dilution exceeded the acceptance criteria. Matrix interference [physical or chemical] is suspected.
	WG250539	Lead, total (3050)	M6020 ICP-MS	M3	The spike recovery value is unusable since the analyte concentration in the sample is disproportionate to the spike level. The recovery of the associated control sample (LCS or LFB) was acceptable.
	WG250412	Manganese, total (3050)	M6010B ICP	M1	Matrix spike recovery was high, the recovery of the associated control sample (LCS or LFB) was acceptable.
			M6010B ICP	ZH	Serial Dilution exceeded the acceptance criteria. Matrix interference [physical or chemical] is suspected.
		Molybdenum, total (3050)	M6010B ICP	ZG	The ICP Serial Dilution was not used for data validation because the sample concentration was less than 50 times the MDL.
	WG250637	Selenium, total (3050)	M6020 ICP-MS	M2	Matrix spike recovery was low, the recovery of the associated control sample (LCS or LFB) was acceptable.
			M6020 ICP-MS	ZB	The ICP-MS Serial Dilution was not used for data validation because the sample concentration was less than 100 times the MDL.
	WG250539	Thallium, total (3050)	M6020 ICP-MS	ZB	The ICP-MS Serial Dilution was not used for data validation because the sample concentration was less than 100 times the MDL.
	WG250412	Zinc, total (3050)	M6010B ICP	M1	Matrix spike recovery was high, the recovery of the associated control sample (LCS or LFB) was acceptable.
			M6010B ICP	ZH	Serial Dilution exceeded the acceptance criteria. Matrix interference [physical or chemical] is suspected.

ACZ Laboratories, Inc.
2773 Downhill Drive Steamboat Springs, CO 80487 (800) 334-5493

Inorganic Extended Qualifier Report

FMI Gold & Copper - Sierrita ACZ Project ID: ***L71009***

ACZ ID	WORKNUM	PARAMETER	METHOD	QUAL	DESCRIPTION
L71009-06	WG250539	Antimony, total (3050)	M6020 ICP-MS	M2	Matrix spike recovery was low, the recovery of the associated control sample (LCS or LFB) was acceptable.
	WG250412	Barium, total (3050)	M6010B ICP	M1	Matrix spike recovery was high, the recovery of the associated control sample (LCS or LFB) was acceptable.
			M6010B ICP	ZH	Serial Dilution exceeded the acceptance criteria. Matrix interference [physical or chemical] is suspected.
		Copper, total (3050)	M6010B ICP	M3	The spike recovery value is unusable since the analyte concentration in the sample is disproportionate to the spike level. The recovery of the associated control sample (LCS or LFB) was acceptable.
			M6010B ICP	ZH	Serial Dilution exceeded the acceptance criteria. Matrix interference [physical or chemical] is suspected.
	WG250539	Lead, total (3050)	M6020 ICP-MS	BB	Target analyte detected in calibration blank at or above acceptance limit. Sample value was > 10X the concentration in the calibration blank.
			M6020 ICP-MS	M3	The spike recovery value is unusable since the analyte concentration in the sample is disproportionate to the spike level. The recovery of the associated control sample (LCS or LFB) was acceptable.
	WG250412	Manganese, total (3050)	M6010B ICP	M1	Matrix spike recovery was high, the recovery of the associated control sample (LCS or LFB) was acceptable.
			M6010B ICP	ZH	Serial Dilution exceeded the acceptance criteria. Matrix interference [physical or chemical] is suspected.
		Molybdenum, total (3050)	M6010B ICP	ZG	The ICP Serial Dilution was not used for data validation because the sample concentration was less than 50 times the MDL.
	WG250637	Selenium, total (3050)	M6020 ICP-MS	M2	Matrix spike recovery was low, the recovery of the associated control sample (LCS or LFB) was acceptable.
			M6020 ICP-MS	ZB	The ICP-MS Serial Dilution was not used for data validation because the sample concentration was less than 100 times the MDL.
	WG250539	Thallium, total (3050)	M6020 ICP-MS	ZB	The ICP-MS Serial Dilution was not used for data validation because the sample concentration was less than 100 times the MDL.
	WG250412	Zinc, total (3050)	M6010B ICP	M1	Matrix spike recovery was high, the recovery of the associated control sample (LCS or LFB) was acceptable.
			M6010B ICP	ZH	Serial Dilution exceeded the acceptance criteria. Matrix interference [physical or chemical] is suspected.

ACZ Laboratories, Inc.
2773 Downhill Drive Steamboat Springs, CO 80487 (800) 334-5493

Inorganic Extended Qualifier Report

FMI Gold & Copper - Sierrita ACZ Project ID: ***L71009***

ACZ ID	WORKNUM	PARAMETER	METHOD	QUAL	DESCRIPTION
L71009-07	WG250539	Antimony, total (3050)	M6020 ICP-MS	M2	Matrix spike recovery was low, the recovery of the associated control sample (LCS or LFB) was acceptable.
	WG250412	Barium, total (3050)	M6010B ICP	M1	Matrix spike recovery was high, the recovery of the associated control sample (LCS or LFB) was acceptable.
			M6010B ICP	ZH	Serial Dilution exceeded the acceptance criteria. Matrix interference [physical or chemical] is suspected.
		Copper, total (3050)	M6010B ICP	M3	The spike recovery value is unusable since the analyte concentration in the sample is disproportionate to the spike level. The recovery of the associated control sample (LCS or LFB) was acceptable.
			M6010B ICP	ZH	Serial Dilution exceeded the acceptance criteria. Matrix interference [physical or chemical] is suspected.
	WG250539	Lead, total (3050)	M6020 ICP-MS	BB	Target analyte detected in calibration blank at or above acceptance limit. Sample value was > 10X the concentration in the calibration blank.
			M6020 ICP-MS	M3	The spike recovery value is unusable since the analyte concentration in the sample is disproportionate to the spike level. The recovery of the associated control sample (LCS or LFB) was acceptable.
	WG250412	Manganese, total (3050)	M6010B ICP	M1	Matrix spike recovery was high, the recovery of the associated control sample (LCS or LFB) was acceptable.
			M6010B ICP	ZH	Serial Dilution exceeded the acceptance criteria. Matrix interference [physical or chemical] is suspected.
		Molybdenum, total (3050)	M6010B ICP	ZG	The ICP Serial Dilution was not used for data validation because the sample concentration was less than 50 times the MDL.
	WG250637	Selenium, total (3050)	M6020 ICP-MS	M2	Matrix spike recovery was low, the recovery of the associated control sample (LCS or LFB) was acceptable.
			M6020 ICP-MS	ZB	The ICP-MS Serial Dilution was not used for data validation because the sample concentration was less than 100 times the MDL.
	WG250539	Thallium, total (3050)	M6020 ICP-MS	ZB	The ICP-MS Serial Dilution was not used for data validation because the sample concentration was less than 100 times the MDL.
	WG250412	Zinc, total (3050)	M6010B ICP	M1	Matrix spike recovery was high, the recovery of the associated control sample (LCS or LFB) was acceptable.
			M6010B ICP	ZH	Serial Dilution exceeded the acceptance criteria. Matrix interference [physical or chemical] is suspected.

ACZ Laboratories, Inc.
2773 Downhill Drive Steamboat Springs, CO 80487 (800) 334-5493

Inorganic Extended Qualifier Report

FMI Gold & Copper - Sierrita ACZ Project ID: ***L71009***

ACZ ID	WORKNUM	PARAMETER	METHOD	QUAL	DESCRIPTION
L71009-08	WG250539	Antimony, total (3050)	M6020 ICP-MS	M2	Matrix spike recovery was low, the recovery of the associated control sample (LCS or LFB) was acceptable.
	WG250412	Barium, total (3050)	M6010B ICP	M1	Matrix spike recovery was high, the recovery of the associated control sample (LCS or LFB) was acceptable.
			M6010B ICP	ZH	Serial Dilution exceeded the acceptance criteria. Matrix interference [physical or chemical] is suspected.
		Copper, total (3050)	M6010B ICP	M3	The spike recovery value is unusable since the analyte concentration in the sample is disproportionate to the spike level. The recovery of the associated control sample (LCS or LFB) was acceptable.
			M6010B ICP	ZH	Serial Dilution exceeded the acceptance criteria. Matrix interference [physical or chemical] is suspected.
	WG250539	Lead, total (3050)	M6020 ICP-MS	BB	Target analyte detected in calibration blank at or above acceptance limit. Sample value was > 10X the concentration in the calibration blank.
			M6020 ICP-MS	M3	The spike recovery value is unusable since the analyte concentration in the sample is disproportionate to the spike level. The recovery of the associated control sample (LCS or LFB) was acceptable.
	WG250412	Manganese, total (3050)	M6010B ICP	M1	Matrix spike recovery was high, the recovery of the associated control sample (LCS or LFB) was acceptable.
			M6010B ICP	ZH	Serial Dilution exceeded the acceptance criteria. Matrix interference [physical or chemical] is suspected.
		Molybdenum, total (3050)	M6010B ICP	ZG	The ICP Serial Dilution was not used for data validation because the sample concentration was less than 50 times the MDL.
	WG250637	Selenium, total (3050)	M6020 ICP-MS	M2	Matrix spike recovery was low, the recovery of the associated control sample (LCS or LFB) was acceptable.
			M6020 ICP-MS	ZB	The ICP-MS Serial Dilution was not used for data validation because the sample concentration was less than 100 times the MDL.
	WG250539	Thallium, total (3050)	M6020 ICP-MS	ZB	The ICP-MS Serial Dilution was not used for data validation because the sample concentration was less than 100 times the MDL.
	WG250412	Zinc, total (3050)	M6010B ICP	M1	Matrix spike recovery was high, the recovery of the associated control sample (LCS or LFB) was acceptable.
			M6010B ICP	ZH	Serial Dilution exceeded the acceptance criteria. Matrix interference [physical or chemical] is suspected.

FMI Gold & Copper - Sierrita ACZ Project ID: ***L71009***

ACZ ID	WORKNUM	PARAMETER	METHOD	QUAL	DESCRIPTION
L71009-09	WG250539	Antimony, total (3050)	M6020 ICP-MS	M2	Matrix spike recovery was low, the recovery of the associated control sample (LCS or LFB) was acceptable.
	WG250412	Barium, total (3050)	M6010B ICP	M1	Matrix spike recovery was high, the recovery of the associated control sample (LCS or LFB) was acceptable.
			M6010B ICP	ZH	Serial Dilution exceeded the acceptance criteria. Matrix interference [physical or chemical] is suspected.
		Copper, total (3050)	M6010B ICP	M3	The spike recovery value is unusable since the analyte concentration in the sample is disproportionate to the spike level. The recovery of the associated control sample (LCS or LFB) was acceptable.
			M6010B ICP	ZH	Serial Dilution exceeded the acceptance criteria. Matrix interference [physical or chemical] is suspected.
	WG250637	Lead, total (3050)	M6020 ICP-MS	M3	The spike recovery value is unusable since the analyte concentration in the sample is disproportionate to the spike level. The recovery of the associated control sample (LCS or LFB) was acceptable.
	WG250412	Manganese, total (3050)	M6010B ICP	M1	Matrix spike recovery was high, the recovery of the associated control sample (LCS or LFB) was acceptable.
			M6010B ICP	ZH	Serial Dilution exceeded the acceptance criteria. Matrix interference [physical or chemical] is suspected.
		Molybdenum, total (3050)	M6010B ICP	ZG	The ICP Serial Dilution was not used for data validation because the sample concentration was less than 50 times the MDL.
	WG250637	Selenium, total (3050)	M6020 ICP-MS	M2	Matrix spike recovery was low, the recovery of the associated control sample (LCS or LFB) was acceptable.
			M6020 ICP-MS	ZB	The ICP-MS Serial Dilution was not used for data validation because the sample concentration was less than 100 times the MDL.
	WG250539	Thallium, total (3050)	M6020 ICP-MS	ZB	The ICP-MS Serial Dilution was not used for data validation because the sample concentration was less than 100 times the MDL.
	WG250412	Zinc, total (3050)	M6010B ICP	M1	Matrix spike recovery was high, the recovery of the associated control sample (LCS or LFB) was acceptable.
			M6010B ICP	ZH	Serial Dilution exceeded the acceptance criteria. Matrix interference [physical or chemical] is suspected.

ACZ Laboratories, Inc.
2773 Downhill Drive Steamboat Springs, CO 80487 (800) 334-5493

Inorganic Extended Qualifier Report

FMI Gold & Copper - Sierrita ACZ Project ID: ***L71009***

ACZ ID	WORKNUM	PARAMETER	METHOD	QUAL	DESCRIPTION
L71009-10	WG250539	Antimony, total (3050)	M6020 ICP-MS	M2	Matrix spike recovery was low, the recovery of the associated control sample (LCS or LFB) was acceptable.
	WG250412	Barium, total (3050)	M6010B ICP	M1	Matrix spike recovery was high, the recovery of the associated control sample (LCS or LFB) was acceptable.
			M6010B ICP	ZH	Serial Dilution exceeded the acceptance criteria. Matrix interference [physical or chemical] is suspected.
		Copper, total (3050)	M6010B ICP	M3	The spike recovery value is unusable since the analyte concentration in the sample is disproportionate to the spike level. The recovery of the associated control sample (LCS or LFB) was acceptable.
			M6010B ICP	ZH	Serial Dilution exceeded the acceptance criteria. Matrix interference [physical or chemical] is suspected.
	WG250637	Lead, total (3050)	M6020 ICP-MS	M3	The spike recovery value is unusable since the analyte concentration in the sample is disproportionate to the spike level. The recovery of the associated control sample (LCS or LFB) was acceptable.
	WG250412	Manganese, total (3050)	M6010B ICP	M1	Matrix spike recovery was high, the recovery of the associated control sample (LCS or LFB) was acceptable.
			M6010B ICP	ZH	Serial Dilution exceeded the acceptance criteria. Matrix interference [physical or chemical] is suspected.
		Molybdenum, total (3050)	M6010B ICP	ZG	The ICP Serial Dilution was not used for data validation because the sample concentration was less than 50 times the MDL.
	WG250637	Selenium, total (3050)	M6020 ICP-MS	M2	Matrix spike recovery was low, the recovery of the associated control sample (LCS or LFB) was acceptable.
			M6020 ICP-MS	ZB	The ICP-MS Serial Dilution was not used for data validation because the sample concentration was less than 100 times the MDL.
	WG250539	Thallium, total (3050)	M6020 ICP-MS	ZB	The ICP-MS Serial Dilution was not used for data validation because the sample concentration was less than 100 times the MDL.
	WG250412	Zinc, total (3050)	M6010B ICP	M1	Matrix spike recovery was high, the recovery of the associated control sample (LCS or LFB) was acceptable.
			M6010B ICP	ZH	Serial Dilution exceeded the acceptance criteria. Matrix interference [physical or chemical] is suspected.

FMI Gold & Copper - Sierrita ACZ Project ID: ***L71009***

ACZ ID	WORKNUM	PARAMETER	METHOD	QUAL	DESCRIPTION
L71009-11	WG250539	Antimony, total (3050)	M6020 ICP-MS	M2	Matrix spike recovery was low, the recovery of the associated control sample (LCS or LFB) was acceptable.
	WG250412	Barium, total (3050)	M6010B ICP	M1	Matrix spike recovery was high, the recovery of the associated control sample (LCS or LFB) was acceptable.
			M6010B ICP	ZH	Serial Dilution exceeded the acceptance criteria. Matrix interference [physical or chemical] is suspected.
		Copper, total (3050)	M6010B ICP	M3	The spike recovery value is unusable since the analyte concentration in the sample is disproportionate to the spike level. The recovery of the associated control sample (LCS or LFB) was acceptable.
			M6010B ICP	ZH	Serial Dilution exceeded the acceptance criteria. Matrix interference [physical or chemical] is suspected.
	WG250637	Lead, total (3050)	M6020 ICP-MS	M3	The spike recovery value is unusable since the analyte concentration in the sample is disproportionate to the spike level. The recovery of the associated control sample (LCS or LFB) was acceptable.
	WG250412	Manganese, total (3050)	M6010B ICP	M1	Matrix spike recovery was high, the recovery of the associated control sample (LCS or LFB) was acceptable.
			M6010B ICP	ZH	Serial Dilution exceeded the acceptance criteria. Matrix interference [physical or chemical] is suspected.
		Molybdenum, total (3050)	M6010B ICP	ZG	The ICP Serial Dilution was not used for data validation because the sample concentration was less than 50 times the MDL.
	WG250637	Selenium, total (3050)	M6020 ICP-MS	M2	Matrix spike recovery was low, the recovery of the associated control sample (LCS or LFB) was acceptable.
			M6020 ICP-MS	ZB	The ICP-MS Serial Dilution was not used for data validation because the sample concentration was less than 100 times the MDL.
	WG250539	Thallium, total (3050)	M6020 ICP-MS	ZB	The ICP-MS Serial Dilution was not used for data validation because the sample concentration was less than 100 times the MDL.

Metals Analysis

The following parameters are not offered for certification or are not covered by NELAC certificate #ACZ.

Uranium, total (3050)	M6020 ICP-MS

Soil Analysis

The following parameters are not offered for certification or are not covered by NELAC certificate #ACZ.

Solids, Percent	CLPSOW390, PART F, D-98

ACZ Laboratories, Inc.
2773 Downhill Drive Steamboat Springs, CO 80487 (800) 334-5493

Sample Receipt

FMI Gold & Copper - Sierrita
OJ07R9

ACZ Project ID:	L71009
Date Received:	8/7/2008
Received By:	gac
Date Printed:	9/25/2008

Receipt Verification

	YES	NO	NA
1) Does this project require special handling procedures such as CLP protocol?			X
2) Are the custody seals on the cooler intact?	X		
3) Are the custody seals on the sample containers intact?			X
4) Is there a Chain of Custody or other directive shipping papers present?	X		
5) Is the Chain of Custody complete?	X		
6) Is the Chain of Custody in agreement with the samples received?	X		
7) Is there enough sample for all requested analyses?	X		
8) Are all samples within holding times for requested analyses?	X		
9) Were all sample containers received intact?	X		
10) Are the temperature blanks present?			X
11) Are the trip blanks (VOA and/or Cyanide) present?			X
12) Are samples requiring no headspace, headspace free?			X
13) Do the samples that require a Foreign Soils Permit have one?			X

Exceptions: If you answered no to any of the above questions, please describe

N/A

Contact (For any discrepancies, the client must be contacted)

N/A

Shipping Containers

Cooler Id		Temp (°C)	Rad (µR/hr)
2267		4.7	14

Client must contact ACZ Project Manager if analysis should not proceed for samples received outside of thermal preservation acceptance criteria.

Notes

ACZ Laboratories, Inc.
2773 Downhill Drive Steamboat Springs, CO 80487 (800) 334-5493

Sample Receipt

FMI Gold & Copper - Sierrita
OJ07R9

ACZ Project ID: L71009
Date Received: 8/7/2008
Received By:

Sample Container Preservation

SAMPLE	CLIENT ID	R < 2	G < 2	BK < 2	Y< 2	YG< 2	B< 2	O < 2	T >12	N/A	RAD	ID
L71009-01	CS-JS-03-0-1									X		
L71009-02	CS-JS-03-1-3									X		
L71009-03	CS-JS-03-5-7									X		
L71009-04	CS-JS-03-10-12									X		
L71009-05	C-JS-04-0-1									X		
L71009-06	C-JS-04-1-3									X		
L71009-07	C-JS-04-5-7									X		
L71009-08	C-JS-04-10-12									X		
L71009-09	C-JS-04-15-16									X		
L71009-10	C-JS-05-0-1									X		
L71009-11	C-JS-05-1-3									X		

Sample Container Preservation Legend

Abbreviation	Description	Container Type	Preservative/Limits
R	Raw/Nitric	RED	pH must be < 2
B	Filtered/Sulfuric	BLUE	pH must be < 2
BK	Filtered/Nitric	BLACK	pH must be < 2
G	Filtered/Nitric	GREEN	pH must be < 2
O	Raw/Sulfuric	ORANGE	pH must be < 2
P	Raw/NaOH	PURPLE	pH must be > 12 *
T	Raw/NaOH Zinc Acetate	TAN	pH must be > 12
Y	Raw/Sulfuric	YELLOW	pH must be < 2
YG	Raw/Sulfuric	YELLOW GLASS	pH must be < 2
N/A	No preservative needed	Not applicable	
RAD	Gamma/Beta dose rate	Not applicable	must be < 250 µR/hr

* pH check performed by analyst prior to sample preparation

Sample IDs Reviewed By: gac

ACZ Laboratories, Inc. L971009

2773 Downhill Drive Steamboat Springs, CO 80487 (800) 334-5493

CHAIN of CUSTODY

Report to:

Name: Ned Hall	Address: 6200 W. Duval Mine Rd.
Company: FMI - Sierrita	P.O. Box 527, Green Valley, AZ
E-mail: Ned_Hall@FMI.com	Telephone: (520) 648-8857

Copy of Report to:

Name: Rick-Smith@urscorp.com	E-mail: Steven_Vaughn@urscorp.com
Company:	Telephone:

Invoice to:

Name: Ned Hall	Address: 6200 W. Duval Mine Rd
Company: FMI	P.O. Box 527, Green Valley, AZ
E-mail: Ned-Hall@FMI.com	Telephone: (520) 648-8857

If sample(s) received past holding time (HT), or if insufficient HT remains to complete analysis before expiration, shall ACZ proceed with requested short HT analyses? YES ☐ NO ☐

If "NO" then ACZ will contact client for further instruction. If neither "YES" nor "NO" is indicated, ACZ will proceed with the requested analyses, even if HT is expired, and data will be qualified.

PROJECT INFORMATION

Quote #:

Project/PO #: 0J07R9

Reporting state for compliance testing:

Sampler's Name: Armando Jimenez

Are any samples NRC licensable material?

ANALYSES REQUESTED *(attach list or use quote number)*

SAMPLE IDENTIFICATION	DATE:TIME	Matrix	# of Containers	See attached 9/8/08 quote.							
C-JS-03-0-1	8-5-08 : 813	SO	1	1							
C-JS-03-1-3	813		1								
C-JS-03-5-7	0819		1								
C-JS-03-10-12	828		1								
C-JS-04-0-1	925		1								
C-JS-04-1-3	925		1								
C-JS-04-5-7	934		1								
C-JS-04-10-12	942		1								
C-JS-04-15-16	1033		1								
C-JS-05-0-1	1108		1	1							

Matrix: SW (Surface Water) · GW (Ground Water) · WW (Waste Water) · DW (Drinking Water) · SL (Sludge) · SO (Soil) · OL (Oil) · Other

REMARKS/ SAMPLE DISCLOSURES

UPS # 1Z 810 130 846 008 7171

PAGE 1 of 2

Please refer to ACZ's terms & conditions located on the reverse side of this COC.

RELINQUISHED BY:	DATE:TIME	RECEIVED BY:	DATE:TIME
[signature]	8-5-08 1215	UPS	
		[signature]	8-7-08 10:49

FRMAD050.03.05.02 White - Return with sample. Yellow - Retain for your records.

ACZ Laboratories, Inc. L71009

2773 Downhill Drive Steamboat Springs, CO 80487 (800) 334-5493

CHAIN of CUSTODY

Report to:

Name: Ned Hall
Company: FMI
E-mail: Ned_Hall@FMI.com
Address: 6200 W. Durant Mine Rd. P.O. Box 527, Green Valley, AZ
Telephone: (520) 648-8857

Copy of Report to:

Name: Nick_Smith@URSCorp.com
Company:
E-mail: Steven_Vaughn@URSCorp.com
Telephone:

Invoice to:

Name: Ned Hall
Company: FMI
E-mail: Ned_Hall@FMI.com
Address: 6200 W. Durant Mine Rd P.O. Box 527, Green Valley, AZ
Telephone: (520) 648-8857

If sample(s) received past holding time (HT), or if insufficient HT remains to complete analysis before expiration, shall ACZ proceed with requested short HT analyses? YES [ ] NO [ ]
If "NO" then ACZ will contact client for further instruction. If neither "YES" nor "NO" is indicated, ACZ will proceed with the requested analyses, even if HT is expired, and data will be qualified.

PROJECT INFORMATION

Quote #:
Project/PO #: 0397R9
Reporting state for compliance testing:
Sampler's Name: Armando Jimenez
Are any samples NRC licensable material?

ANALYSES REQUESTED *(attach list or use quote number)*

SAMPLE IDENTIFICATION	DATE:TIME	Matrix	# of Containers	See Attached 7/8/2008 Quote							
C-JS-05-1-3	8-5-08 1108	SO	1	1							

Matrix: SW (Surface Water) · GW (Ground Water) · WW (Waste Water) · DW (Drinking Water) · SL (Sludge) · SO (Soil) · OL (Oil) · Other

REMARKS/ SAMPLE DISCLOSURES

UPS# 1Z 810 1308 9600 8171

PAGE 2 of 2

Please refer to ACZ's terms & conditions located on the reverse side of this COC.

RELINQUISHED BY:	DATE:TIME	RECEIVED BY:	DATE:TIME
[illegible]	8-5-08 1215	[illegible]	
		[illegible]	8-7-08 10:49

FRMAD050.03.05.02 White - Return with sample. Yellow - Retain for your records.

ACZ Laboratories, Inc.

2773 Downhill Drive Steamboat Springs, CO 80487 (800) 334-5493

Analytical Quote

Accounts Payable
FMI Gold & Copper - Sierrita
P.O. Box 2671
Phoenix, AZ 85002-2671

7/8/2008

Quote Number: SOIL-GPL

Matrix: Soil — Sierrita Soil Sampling Program

Parameter	Method	Detection Limit	Cost/Sample
Metals Analysis			
Antimony, total (3050)	M6020 ICP-MS	0.04 mg/Kg	$13.50
Arsenic, total (3050)	M6020 ICP-MS	0.05 mg/Kg	$13.50
Barium, total (3050)	M6010B ICP	0.3 mg/Kg	$6.75
Beryllium, total (3050)	M6010B ICP	0.2 mg/Kg	$6.75
Cadmium, total (3050)	M6010B ICP	0.5 mg/Kg	$6.75
Chromium, total (3050)	M6010B ICP	1 mg/Kg	$6.75
Cobalt, total (3050)	M6010B ICP	1 mg/Kg	$6.75
Copper, total (3050)	M6010B ICP	1 mg/Kg	$6.75
Lead, total (3050)	M6020 ICP-MS	0.01 mg/Kg	$13.50
Manganese, total (3050)	M6010B ICP	0.5 mg/Kg	$6.75
Mercury, total	M7471A CVAA	0.02 mg/Kg	$17.25
Molybdenum, total (3050)	M6010B ICP	1 mg/Kg	$6.75
Nickel, total (3050)	M6010B ICP	1 mg/Kg	$6.75
Selenium, total (3050)	M6020 ICP-MS	0.01 mg/Kg	$13.50
Thallium, total (3050)	M6020 ICP-MS	0.01 mg/Kg	$13.50
Uranium, total (3050)	M6020 ICP-MS	0.01 mg/Kg	$13.50
Zinc, total (3050)	M6010B ICP	1 mg/Kg	$6.75
Misc.			
Electronic Data Deliverable			$0.00
Quality Control Summary			$0.00
Sample Preparation			
Air Dry at 34 Degrees C	USDA No. 1, 1972		$5.25
Digestion - Alkaline	M3060A		$99.98
Digestion - Hot Plate	M3050B ICP-MS		$10.50
Sieve-2000 um (2.0mm)	ASA No.9, 15-4.2.2		$8.25
Soil Analysis			
Solids, Percent	CLPSOW390, PART F, D-98	0.1 %	$5.25
Wet Chemistry			
Chromium, Hexavalent (3060)	M7196A	0.005 mg/Kg	$28.00
		Cost/Sample:	**$322.98**

Pricing includes standard deliverables and turnaround. Includes a QC Summary and default electronic data deliverable.
Method detection limits are estimates and may be elevated depending on sample matrix.

REPAD.09.06.05.01

D/ 21 P/

ACZ Laboratories, Inc.
2773 Downhill Drive Steamboat Springs, CO 80487 (800) 334-5493

Analytical Report

August 28, 2008

Report to:
Ned Hall
FMI Gold & Copper - Sierrita
P.O. Box 527 6200 W. Duval Mine Rd.
Green Valley, AZ 85622-0527

Bill to:
Accounts Payable
FMI Gold & Copper - Sierrita
P.O. Box 2671
Phoenix, AZ 85002-2671

cc: Rick Smith, Steve Vaughn

Project ID: OJ07R9
ACZ Project ID: L71011

Ned Hall:

Enclosed are the analytical results for sample(s) submitted to ACZ Laboratories, Inc. (ACZ) on August 07, 2008. This project has been assigned to ACZ's project number, L71011. Please reference this number in all future inquiries.

All analyses were performed according to ACZ's Quality Assurance Plan, version 12.0. The enclosed results relate only to the samples received under L71011. Each section of this report has been reviewed and approved by the appropriate Laboratory Supervisor, or a qualified substitute.

Except as noted, the test results for the methods and parameters listed on ACZ's current NELAC certificate letter (#ACZ) meet all requirements of NELAC.

This report shall be used or copied only in its entirety. ACZ is not responsible for the consequences arising from the use of a partial report.

All samples and sub-samples associated with this project will be disposed of after September 28, 2008. If the samples are determined to be hazardous, additional charges apply for disposal (typically less than $10/sample). If you would like the samples to be held longer than ACZ's stated policy or to be returned, please contact your Project Manager or Customer Service Representative for further details and associated costs. ACZ retains analytical reports for five years.

If you have any questions or other needs, please contact your Project Manager.

S. Habermehl

Scott Habermehl has reviewed
and approved this report.

ACZ Laboratories, Inc.
2773 Downhill Drive Steamboat Springs, CO 80487 (800) 334-5493

Inorganic Analytical Results

FMI Gold & Copper - Sierrita
Project ID: OJ07R9
Sample ID: CS-JS-04-0-1

ACZ Sample ID: ***L71011-01***
Date Sampled: *08/06/08 09:02*
Date Received: *08/07/08*
Sample Matrix: *Soil*

Metals Analysis

Parameter	EPA Method	Result	Qual	XQ	Units	MDL	PQL	Date	Analyst
Antimony, total (3050)	M6020 ICP-MS	0.4	B	*	mg/Kg	0.2	1	08/26/08 10:23	rac
Arsenic, total (3050)	M6020 ICP-MS	3.2			mg/Kg	0.3	0.5	08/26/08 10:23	rac
Barium, total (3050)	M6010B ICP	111			mg/Kg	0.3	2	08/20/08 2:28	aeh
Beryllium, total (3050)	M6010B ICP	0.4	B		mg/Kg	0.2	1	08/27/08 0:21	aeh
Cadmium, total (3050)	M6010B ICP		U		mg/Kg	0.5	2	08/20/08 2:28	aeh
Chromium, total (3050)	M6010B ICP	7		*	mg/Kg	1	5	08/20/08 2:28	aeh
Cobalt, total (3050)	M6010B ICP	8		*	mg/Kg	1	5	08/20/08 2:28	aeh
Copper, total (3050)	M6010B ICP	557		*	mg/Kg	1	5	08/20/08 2:28	aeh
Lead, total (3050)	M6020 ICP-MS	131			mg/Kg	0.05	0.3	08/26/08 10:23	rac
Manganese, total (3050)	M6010B ICP	375		*	mg/Kg	0.5	3	08/20/08 2:28	aeh
Mercury, total	M7471A CVAA		U		mg/Kg	0.04	0.2	08/16/08 16:52	jws
Molybdenum, total (3050)	M6010B ICP	281		*	mg/Kg	1	5	08/20/08 2:28	aeh
Nickel, total (3050)	M6010B ICP	6		*	mg/Kg	1	5	08/20/08 2:28	aeh
Selenium, total (3050)	M6020 ICP-MS	0.49			mg/Kg	0.05	0.3	08/26/08 10:23	rac
Thallium, total (3050)	M6020 ICP-MS	0.31			mg/Kg	0.05	0.3	08/26/08 10:23	rac
Uranium, total (3050)	M6020 ICP-MS	2.94		*	mg/Kg	0.05	0.3	08/26/08 10:23	rac
Zinc, total (3050)	M6010B ICP	207		*	mg/Kg	1	5	08/20/08 2:28	aeh

Soil Analysis

Parameter	EPA Method	Result	Qual	XQ	Units	MDL	PQL	Date	Analyst
Solids, Percent	CLPSOW390, PART F, D-98	90.7		*	%	0.1	0.5	08/11/08 17:35	mjc

Soil Preparation

Parameter	EPA Method	Result	Qual	XQ	Units	MDL	PQL	Date	Analyst
Air Dry at 34 Degrees C	USDA No. 1, 1972			*				08/11/08 14:10	mjc
Digestion - Hot Plate	M3050B ICP-MS							08/14/08 15:24	brd
Sieve-2000 um (2.0mm)	ASA No.9, 15-4.2.2			*				08/13/08 21:31	brd

Arizona license number: AZ0102

** Please refer to Qualifier Reports for details.*

ACZ Laboratories, Inc.
2773 Downhill Drive Steamboat Springs, CO 80487 (800) 334-5493

Inorganic Analytical Results

FMI Gold & Copper - Sierrita
Project ID: OJ07R9
Sample ID: CS-JS-04-1-3

ACZ Sample ID: ***L71011-02***
Date Sampled: *08/06/08 09:02*
Date Received: *08/07/08*
Sample Matrix: *Soil*

Metals Analysis

Parameter	EPA Method	Result	Qual	XQ	Units	MDL	PQL	Date	Analyst
Antimony, total (3050)	M6020 ICP-MS	0.6	B	*	mg/Kg	0.2	1	08/26/08 10:30	rac
Arsenic, total (3050)	M6020 ICP-MS	4.3			mg/Kg	0.3	0.5	08/26/08 10:30	rac
Barium, total (3050)	M6010B ICP	101			mg/Kg	0.3	2	08/20/08 2:41	aeh
Beryllium, total (3050)	M6010B ICP	0.4	B		mg/Kg	0.2	1	08/27/08 0:42	aeh
Cadmium, total (3050)	M6010B ICP		U		mg/Kg	0.5	2	08/20/08 2:41	aeh
Chromium, total (3050)	M6010B ICP	17		*	mg/Kg	1	5	08/20/08 2:41	aeh
Cobalt, total (3050)	M6010B ICP	8		*	mg/Kg	1	5	08/20/08 2:41	aeh
Copper, total (3050)	M6010B ICP	658		*	mg/Kg	1	5	08/20/08 2:41	aeh
Lead, total (3050)	M6020 ICP-MS	18.20			mg/Kg	0.05	0.3	08/26/08 10:30	rac
Manganese, total (3050)	M6010B ICP	209		*	mg/Kg	0.5	3	08/20/08 2:41	aeh
Mercury, total	M7471A CVAA		U		mg/Kg	0.04	0.2	08/16/08 16:54	jws
Molybdenum, total (3050)	M6010B ICP	822		*	mg/Kg	1	5	08/20/08 2:41	aeh
Nickel, total (3050)	M6010B ICP	5	B	*	mg/Kg	1	5	08/20/08 2:41	aeh
Selenium, total (3050)	M6020 ICP-MS	0.88			mg/Kg	0.05	0.3	08/26/08 10:30	rac
Thallium, total (3050)	M6020 ICP-MS	0.19	B		mg/Kg	0.05	0.3	08/26/08 10:30	rac
Uranium, total (3050)	M6020 ICP-MS	3.42		*	mg/Kg	0.05	0.3	08/26/08 10:30	rac
Zinc, total (3050)	M6010B ICP	76		*	mg/Kg	1	5	08/20/08 2:41	aeh

Soil Analysis

Parameter	EPA Method	Result	Qual	XQ	Units	MDL	PQL	Date	Analyst
Solids, Percent	CLPSOW390, PART F, D-98	93.1		*	%	0.1	0.5	08/11/08 20:45	mjc

Soil Preparation

Parameter	EPA Method	Result	Qual	XQ	Units	MDL	PQL	Date	Analyst
Air Dry at 34 Degrees C	USDA No. 1, 1972			*				08/11/08 14:12	mjc
Digestion - Hot Plate	M3050B ICP-MS							08/14/08 16:49	brd
Sieve-2000 um (2.0mm)	ASA No.9, 15-4.2.2			*				08/13/08 21:34	brd

Arizona license number: AZ0102

** Please refer to Qualifier Reports for details.*

ACZ Laboratories, Inc.
2773 Downhill Drive Steamboat Springs, CO 80487 (800) 334-5493

Inorganic Analytical Results

FMI Gold & Copper - Sierrita
Project ID: OJ07R9
Sample ID: CS-JS-04-5-7

ACZ Sample ID: ***L71011-03***
Date Sampled: *08/06/08 09:10*
Date Received: *08/07/08*
Sample Matrix: *Soil*

Metals Analysis

Parameter	EPA Method	Result	Qual	XQ	Units	MDL	PQL	Date	Analyst
Antimony, total (3050)	M6020 ICP-MS		U	*	mg/Kg	0.2	1	08/26/08 11:03	rac
Arsenic, total (3050)	M6020 ICP-MS	1.6			mg/Kg	0.3	0.5	08/26/08 11:03	rac
Barium, total (3050)	M6010B ICP	216			mg/Kg	0.3	2	08/20/08 2:45	aeh
Beryllium, total (3050)	M6010B ICP	0.6	B		mg/Kg	0.2	1	08/27/08 0:46	aeh
Cadmium, total (3050)	M6010B ICP	1.4	B		mg/Kg	0.5	2	08/20/08 2:45	aeh
Chromium, total (3050)	M6010B ICP	6		*	mg/Kg	1	5	08/20/08 2:45	aeh
Cobalt, total (3050)	M6010B ICP	14		*	mg/Kg	1	5	08/20/08 2:45	aeh
Copper, total (3050)	M6010B ICP	425		*	mg/Kg	1	5	08/20/08 2:45	aeh
Lead, total (3050)	M6020 ICP-MS	16.30			mg/Kg	0.05	0.3	08/26/08 11:03	rac
Manganese, total (3050)	M6010B ICP	495		*	mg/Kg	0.5	3	08/20/08 2:45	aeh
Mercury, total	M7471A CVAA		U		mg/Kg	0.04	0.2	08/16/08 16:56	jws
Molybdenum, total (3050)	M6010B ICP	8		*	mg/Kg	1	5	08/20/08 2:45	aeh
Nickel, total (3050)	M6010B ICP	9		*	mg/Kg	1	5	08/20/08 2:45	aeh
Selenium, total (3050)	M6020 ICP-MS	0.10	B		mg/Kg	0.05	0.3	08/26/08 11:03	rac
Thallium, total (3050)	M6020 ICP-MS	0.40			mg/Kg	0.05	0.3	08/26/08 11:03	rac
Uranium, total (3050)	M6020 ICP-MS	3.29		*	mg/Kg	0.05	0.3	08/26/08 11:03	rac
Zinc, total (3050)	M6010B ICP	451		*	mg/Kg	1	5	08/20/08 2:45	aeh

Soil Analysis

Parameter	EPA Method	Result	Qual	XQ	Units	MDL	PQL	Date	Analyst
Solids, Percent	CLPSOW390, PART F, D-98	95.1		*	%	0.1	0.5	08/11/08 22:20	mjc

Soil Preparation

Parameter	EPA Method	Result	Qual	XQ	Units	MDL	PQL	Date	Analyst
Air Dry at 34 Degrees C	USDA No. 1, 1972			*				08/11/08 14:15	mjc
Digestion - Hot Plate	M3050B ICP-MS							08/14/08 18:14	brd
Sieve-2000 um (2.0mm)	ASA No.9, 15-4.2.2			*				08/13/08 21:37	brd

Arizona license number: AZ0102

** Please refer to Qualifier Reports for details.*

ACZ Laboratories, Inc.
2773 Downhill Drive Steamboat Springs, CO 80487 (800) 334-5493

Inorganic Analytical Results

FMI Gold & Copper - Sierrita
Project ID: OJ07R9
Sample ID: EM-X26-0-1

ACZ Sample ID: ***L71011-04***
Date Sampled: *08/06/08 10:00*
Date Received: *08/07/08*
Sample Matrix: *Soil*

Metals Analysis

Parameter	EPA Method	Result	Qual	XQ	Units	MDL	PQL	Date	Analyst
Antimony, total (3050)	M6020 ICP-MS	0.4	B	*	mg/Kg	0.2	1	08/26/08 11:09	rac
Arsenic, total (3050)	M6020 ICP-MS	3.2			mg/Kg	0.3	0.5	08/26/08 11:09	rac
Barium, total (3050)	M6010B ICP	94.8			mg/Kg	0.3	2	08/20/08 2:48	aeh
Beryllium, total (3050)	M6010B ICP	0.6	B		mg/Kg	0.2	1	08/27/08 0:50	aeh
Cadmium, total (3050)	M6010B ICP		U		mg/Kg	0.5	2	08/20/08 2:48	aeh
Chromium, total (3050)	M6010B ICP	6		*	mg/Kg	1	5	08/20/08 2:48	aeh
Cobalt, total (3050)	M6010B ICP	10		*	mg/Kg	1	5	08/20/08 2:48	aeh
Copper, total (3050)	M6010B ICP	1390		*	mg/Kg	1	5	08/20/08 2:48	aeh
Lead, total (3050)	M6020 ICP-MS	12.80			mg/Kg	0.05	0.3	08/26/08 11:09	rac
Manganese, total (3050)	M6010B ICP	356		*	mg/Kg	0.5	3	08/20/08 2:48	aeh
Mercury, total	M7471A CVAA		U		mg/Kg	0.04	0.2	08/16/08 17:49	jws
Molybdenum, total (3050)	M6010B ICP	154		*	mg/Kg	1	5	08/20/08 2:48	aeh
Nickel, total (3050)	M6010B ICP	5		*	mg/Kg	1	5	08/20/08 2:48	aeh
Selenium, total (3050)	M6020 ICP-MS	0.52			mg/Kg	0.05	0.3	08/26/08 11:09	rac
Thallium, total (3050)	M6020 ICP-MS	0.30			mg/Kg	0.05	0.3	08/26/08 11:09	rac
Uranium, total (3050)	M6020 ICP-MS	3.78		*	mg/Kg	0.05	0.3	08/26/08 11:09	rac
Zinc, total (3050)	M6010B ICP	67		*	mg/Kg	1	5	08/20/08 2:48	aeh

Soil Analysis

Parameter	EPA Method	Result	Qual	XQ	Units	MDL	PQL	Date	Analyst
Solids, Percent	CLPSOW390, PART F, D-98	92.5		*	%	0.1	0.5	08/11/08 23:55	mjc

Soil Preparation

Parameter	EPA Method	Result	Qual	XQ	Units	MDL	PQL	Date	Analyst
Air Dry at 34 Degrees C	USDA No. 1, 1972			*				08/11/08 14:18	mjc
Digestion - Hot Plate	M3050B ICP-MS							08/14/08 18:42	brd
Sieve-2000 um (2.0mm)	ASA No.9, 15-4.2.2			*				08/13/08 21:39	brd

Arizona license number: AZ0102

** Please refer to Qualifier Reports for details.*

ACZ Laboratories, Inc.
2773 Downhill Drive Steamboat Springs, CO 80487 (800) 334-5493

Inorganic Analytical Results

FMI Gold & Copper - Sierrita
Project ID: OJ07R9
Sample ID: EM-X26-1-3

ACZ Sample ID: ***L71011-05***
Date Sampled: *08/06/08 10:00*
Date Received: *08/07/08*
Sample Matrix: *Soil*

Metals Analysis

Parameter	EPA Method	Result	Qual	XQ	Units	MDL	PQL	Date	Analyst
Antimony, total (3050)	M6020 ICP-MS		U	*	mg/Kg	0.2	1	08/26/08 11:16	rac
Arsenic, total (3050)	M6020 ICP-MS	1.7			mg/Kg	0.3	0.5	08/26/08 11:16	rac
Barium, total (3050)	M6010B ICP	52.8			mg/Kg	0.3	2	08/20/08 2:59	aeh
Beryllium, total (3050)	M6010B ICP	0.2	B		mg/Kg	0.2	1	08/27/08 0:53	aeh
Cadmium, total (3050)	M6010B ICP		U		mg/Kg	0.5	2	08/20/08 2:59	aeh
Chromium, total (3050)	M6010B ICP	5	B	*	mg/Kg	1	5	08/20/08 2:59	aeh
Cobalt, total (3050)	M6010B ICP	7		*	mg/Kg	1	5	08/20/08 2:59	aeh
Copper, total (3050)	M6010B ICP	424		*	mg/Kg	1	5	08/20/08 2:59	aeh
Lead, total (3050)	M6020 ICP-MS	6.02			mg/Kg	0.05	0.3	08/26/08 11:16	rac
Manganese, total (3050)	M6010B ICP	199		*	mg/Kg	0.5	3	08/20/08 2:59	aeh
Mercury, total	M7471A CVAA		U		mg/Kg	0.04	0.2	08/16/08 17:56	jws
Molybdenum, total (3050)	M6010B ICP	51		*	mg/Kg	1	5	08/20/08 2:59	aeh
Nickel, total (3050)	M6010B ICP	3	B	*	mg/Kg	1	5	08/20/08 2:59	aeh
Selenium, total (3050)	M6020 ICP-MS	0.27	B		mg/Kg	0.05	0.3	08/26/08 11:16	rac
Thallium, total (3050)	M6020 ICP-MS	0.14	B		mg/Kg	0.05	0.3	08/26/08 11:16	rac
Uranium, total (3050)	M6020 ICP-MS	2.38		*	mg/Kg	0.05	0.3	08/26/08 11:16	rac
Zinc, total (3050)	M6010B ICP	37		*	mg/Kg	1	5	08/20/08 2:59	aeh

Soil Analysis

Parameter	EPA Method	Result	Qual	XQ	Units	MDL	PQL	Date	Analyst
Solids, Percent	CLPSOW390, PART F, D-98	98.0		*	%	0.1	0.5	08/12/08 1:30	mjc

Soil Preparation

Parameter	EPA Method	Result	Qual	XQ	Units	MDL	PQL	Date	Analyst
Air Dry at 34 Degrees C	USDA No. 1, 1972			*				08/11/08 14:21	mjc
Digestion - Hot Plate	M3050B ICP-MS							08/14/08 19:10	brd
Sieve-2000 um (2.0mm)	ASA No.9, 15-4.2.2			*				08/13/08 21:42	brd

Arizona license number: AZ0102

** Please refer to Qualifier Reports for details.*

ACZ Laboratories, Inc.
2773 Downhill Drive Steamboat Springs, CO 80487 (800) 334-5493

Inorganic Analytical Results

FMI Gold & Copper - Sierrita
Project ID: OJ07R9
Sample ID: EM-X26-5-7

ACZ Sample ID: ***L71011-06***
Date Sampled: *08/06/08 10:06*
Date Received: *08/07/08*
Sample Matrix: *Soil*

Metals Analysis

Parameter	EPA Method	Result	Qual	XQ	Units	MDL	PQL	Date	Analyst
Antimony, total (3050)	M6020 ICP-MS	0.5	B	*	mg/Kg	0.2	1	08/26/08 11:23	rac
Arsenic, total (3050)	M6020 ICP-MS	4.5			mg/Kg	0.3	0.5	08/26/08 11:23	rac
Barium, total (3050)	M6010B ICP	101			mg/Kg	0.3	2	08/20/08 3:02	aeh
Beryllium, total (3050)	M6010B ICP	0.5	B		mg/Kg	0.2	1	08/27/08 0:57	aeh
Cadmium, total (3050)	M6010B ICP		U		mg/Kg	0.5	2	08/20/08 3:02	aeh
Chromium, total (3050)	M6010B ICP	5		*	mg/Kg	1	5	08/20/08 3:02	aeh
Cobalt, total (3050)	M6010B ICP	7		*	mg/Kg	1	5	08/20/08 3:02	aeh
Copper, total (3050)	M6010B ICP	1030		*	mg/Kg	1	5	08/20/08 3:02	aeh
Lead, total (3050)	M6020 ICP-MS	75.20			mg/Kg	0.05	0.3	08/26/08 11:23	rac
Manganese, total (3050)	M6010B ICP	232		*	mg/Kg	0.5	3	08/20/08 3:02	aeh
Mercury, total	M7471A CVAA	0.06	B		mg/Kg	0.04	0.2	08/16/08 17:58	jws
Molybdenum, total (3050)	M6010B ICP	307		*	mg/Kg	1	5	08/20/08 3:02	aeh
Nickel, total (3050)	M6010B ICP	5	B	*	mg/Kg	1	5	08/20/08 3:02	aeh
Selenium, total (3050)	M6020 ICP-MS	0.63			mg/Kg	0.05	0.3	08/26/08 11:23	rac
Thallium, total (3050)	M6020 ICP-MS	0.24	B		mg/Kg	0.05	0.3	08/26/08 11:23	rac
Uranium, total (3050)	M6020 ICP-MS	5.86		*	mg/Kg	0.05	0.3	08/26/08 11:23	rac
Zinc, total (3050)	M6010B ICP	77		*	mg/Kg	1	5	08/20/08 3:02	aeh

Soil Analysis

Parameter	EPA Method	Result	Qual	XQ	Units	MDL	PQL	Date	Analyst
Solids, Percent	CLPSOW390, PART F, D-98	94.3		*	%	0.1	0.5	08/12/08 3:05	mjc

Soil Preparation

Parameter	EPA Method	Result	Qual	XQ	Units	MDL	PQL	Date	Analyst
Air Dry at 34 Degrees C	USDA No. 1, 1972			*				08/11/08 14:23	mjc
Digestion - Hot Plate	M3050B ICP-MS							08/14/08 19:38	brd
Sieve-2000 um (2.0mm)	ASA No.9, 15-4.2.2			*				08/13/08 21:45	brd

Arizona license number: AZ0102

** Please refer to Qualifier Reports for details.*

ACZ Laboratories, Inc.
2773 Downhill Drive Steamboat Springs, CO 80487 (800) 334-5493

Inorganic Analytical Results

FMI Gold & Copper - Sierrita
Project ID: OJ07R9
Sample ID: EM-U25-0-1

ACZ Sample ID: ***L71011-07***
Date Sampled: *08/06/08 10:59*
Date Received: *08/07/08*
Sample Matrix: *Soil*

Metals Analysis

Parameter	EPA Method	Result	Qual	XQ	Units	MDL	PQL	Date	Analyst
Antimony, total (3050)	M6020 ICP-MS	0.4	B	*	mg/Kg	0.2	1	08/26/08 11:29	rac
Arsenic, total (3050)	M6020 ICP-MS	3.2			mg/Kg	0.3	0.5	08/26/08 11:29	rac
Barium, total (3050)	M6010B ICP	265			mg/Kg	0.3	2	08/20/08 3:06	aeh
Beryllium, total (3050)	M6010B ICP	0.6	B		mg/Kg	0.2	1	08/27/08 1:01	aeh
Cadmium, total (3050)	M6010B ICP	0.6	B		mg/Kg	0.5	2	08/20/08 3:06	aeh
Chromium, total (3050)	M6010B ICP	7		*	mg/Kg	1	5	08/20/08 3:06	aeh
Cobalt, total (3050)	M6010B ICP	10		*	mg/Kg	1	5	08/20/08 3:06	aeh
Copper, total (3050)	M6010B ICP	728		*	mg/Kg	1	5	08/20/08 3:06	aeh
Lead, total (3050)	M6020 ICP-MS	100			mg/Kg	0.05	0.3	08/26/08 11:29	rac
Manganese, total (3050)	M6010B ICP	398		*	mg/Kg	0.5	3	08/20/08 3:06	aeh
Mercury, total	M7471A CVAA		U		mg/Kg	0.04	0.2	08/16/08 18:01	jws
Molybdenum, total (3050)	M6010B ICP	113		*	mg/Kg	1	5	08/20/08 3:06	aeh
Nickel, total (3050)	M6010B ICP	7		*	mg/Kg	1	5	08/20/08 3:06	aeh
Selenium, total (3050)	M6020 ICP-MS	0.32			mg/Kg	0.05	0.3	08/26/08 11:29	rac
Thallium, total (3050)	M6020 ICP-MS	0.25	B		mg/Kg	0.05	0.3	08/26/08 11:29	rac
Uranium, total (3050)	M6020 ICP-MS	3.65		*	mg/Kg	0.05	0.3	08/26/08 11:29	rac
Zinc, total (3050)	M6010B ICP	234		*	mg/Kg	1	5	08/20/08 3:06	aeh

Soil Analysis

Parameter	EPA Method	Result	Qual	XQ	Units	MDL	PQL	Date	Analyst
Solids, Percent	CLPSOW390, PART F, D-98	94.2		*	%	0.1	0.5	08/12/08 4:40	mjc

Soil Preparation

Parameter	EPA Method	Result	Qual	XQ	Units	MDL	PQL	Date	Analyst
Air Dry at 34 Degrees C	USDA No. 1, 1972			*				08/11/08 14:26	mjc
Digestion - Hot Plate	M3050B ICP-MS							08/14/08 20:07	brd
Sieve-2000 um (2.0mm)	ASA No.9, 15-4.2.2			*				08/13/08 21:48	brd

Arizona license number: AZ0102

** Please refer to Qualifier Reports for details.*

ACZ Laboratories, Inc.
2773 Downhill Drive Steamboat Springs, CO 80487 (800) 334-5493

Inorganic Analytical Results

FMI Gold & Copper - Sierrita
Project ID: OJ07R9
Sample ID: EM-U25-1-3

ACZ Sample ID: ***L71011-08***
Date Sampled: *08/06/08 10:59*
Date Received: *08/07/08*
Sample Matrix: *Soil*

Metals Analysis

Parameter	EPA Method	Result	Qual	XQ	Units	MDL	PQL	Date	Analyst
Antimony, total (3050)	M6020 ICP-MS	0.4	B	*	mg/Kg	0.2	1	08/26/08 11:36	rac
Arsenic, total (3050)	M6020 ICP-MS	4.6			mg/Kg	0.3	0.5	08/26/08 11:36	rac
Barium, total (3050)	M6010B ICP	156			mg/Kg	0.3	2	08/20/08 3:09	aeh
Beryllium, total (3050)	M6010B ICP	0.7	B		mg/Kg	0.2	1	08/27/08 1:04	aeh
Cadmium, total (3050)	M6010B ICP		U		mg/Kg	0.5	2	08/20/08 3:09	aeh
Chromium, total (3050)	M6010B ICP	8		*	mg/Kg	1	5	08/20/08 3:09	aeh
Cobalt, total (3050)	M6010B ICP	11		*	mg/Kg	1	5	08/20/08 3:09	aeh
Copper, total (3050)	M6010B ICP	1210		*	mg/Kg	1	5	08/20/08 3:09	aeh
Lead, total (3050)	M6020 ICP-MS	136			mg/Kg	0.05	0.3	08/26/08 11:36	rac
Manganese, total (3050)	M6010B ICP	366		*	mg/Kg	0.5	3	08/20/08 3:09	aeh
Mercury, total	M7471A CVAA		U		mg/Kg	0.04	0.2	08/16/08 18:03	jws
Molybdenum, total (3050)	M6010B ICP	292		*	mg/Kg	1	5	08/20/08 3:09	aeh
Nickel, total (3050)	M6010B ICP	7		*	mg/Kg	1	5	08/20/08 3:09	aeh
Selenium, total (3050)	M6020 ICP-MS	0.72			mg/Kg	0.05	0.3	08/26/08 11:36	rac
Thallium, total (3050)	M6020 ICP-MS	0.23	B		mg/Kg	0.05	0.3	08/26/08 11:36	rac
Uranium, total (3050)	M6020 ICP-MS	3.89		*	mg/Kg	0.05	0.3	08/26/08 11:36	rac
Zinc, total (3050)	M6010B ICP	233		*	mg/Kg	1	5	08/20/08 3:09	aeh

Soil Analysis

Parameter	EPA Method	Result	Qual	XQ	Units	MDL	PQL	Date	Analyst
Solids, Percent	CLPSOW390, PART F, D-98	94.5		*	%	0.1	0.5	08/12/08 6:15	mjc

Soil Preparation

Parameter	EPA Method	Result	Qual	XQ	Units	MDL	PQL	Date	Analyst
Air Dry at 34 Degrees C	USDA No. 1, 1972			*				08/11/08 14:29	mjc
Digestion - Hot Plate	M3050B ICP-MS							08/14/08 20:35	brd
Sieve-2000 um (2.0mm)	ASA No.9, 15-4.2.2			*				08/13/08 21:51	brd

Arizona license number: AZ0102

** Please refer to Qualifier Reports for details.*

ACZ Laboratories, Inc.
2773 Downhill Drive Steamboat Springs, CO 80487 (800) 334-5493

Inorganic Analytical Results

FMI Gold & Copper - Sierrita
Project ID: OJ07R9
Sample ID: EM-U25-5-5.5

ACZ Sample ID: ***L71011-09***
Date Sampled: *08/06/08 11:03*
Date Received: *08/07/08*
Sample Matrix: *Soil*

Metals Analysis

Parameter	EPA Method	Result	Qual	XQ	Units	MDL	PQL	Date	Analyst
Antimony, total (3050)	M6020 ICP-MS	0.3	B	*	mg/Kg	0.2	1	08/26/08 11:42	rac
Arsenic, total (3050)	M6020 ICP-MS	8.6			mg/Kg	0.3	0.5	08/26/08 11:42	rac
Barium, total (3050)	M6010B ICP	88.7			mg/Kg	0.3	2	08/20/08 3:12	aeh
Beryllium, total (3050)	M6010B ICP	0.6	B		mg/Kg	0.2	1	08/27/08 1:08	aeh
Cadmium, total (3050)	M6010B ICP	0.6	B		mg/Kg	0.5	2	08/20/08 3:12	aeh
Chromium, total (3050)	M6010B ICP	7		*	mg/Kg	1	5	08/20/08 3:12	aeh
Cobalt, total (3050)	M6010B ICP	9		*	mg/Kg	1	5	08/20/08 3:12	aeh
Copper, total (3050)	M6010B ICP	204		*	mg/Kg	1	5	08/20/08 3:12	aeh
Lead, total (3050)	M6020 ICP-MS	433		*	mg/Kg	0.1	0.5	08/27/08 2:27	rac
Manganese, total (3050)	M6010B ICP	693		*	mg/Kg	0.5	3	08/20/08 3:12	aeh
Mercury, total	M7471A CVAA	0.05	B		mg/Kg	0.04	0.2	08/16/08 18:12	jws
Molybdenum, total (3050)	M6010B ICP	57		*	mg/Kg	1	5	08/20/08 3:12	aeh
Nickel, total (3050)	M6010B ICP	6		*	mg/Kg	1	5	08/20/08 3:12	aeh
Selenium, total (3050)	M6020 ICP-MS	0.26	B		mg/Kg	0.05	0.3	08/26/08 11:42	rac
Thallium, total (3050)	M6020 ICP-MS	0.15	B		mg/Kg	0.05	0.3	08/26/08 11:42	rac
Uranium, total (3050)	M6020 ICP-MS	14.10		*	mg/Kg	0.05	0.3	08/26/08 11:42	rac
Zinc, total (3050)	M6010B ICP	971		*	mg/Kg	1	5	08/20/08 3:12	aeh

Soil Analysis

Parameter	EPA Method	Result	Qual	XQ	Units	MDL	PQL	Date	Analyst
Solids, Percent	CLPSOW390, PART F, D-98	96.8		*	%	0.1	0.5	08/12/08 7:50	mjc

Soil Preparation

Parameter	EPA Method	Result	Qual	XQ	Units	MDL	PQL	Date	Analyst
Air Dry at 34 Degrees C	USDA No. 1, 1972			*				08/11/08 14:32	mjc
Digestion - Hot Plate	M3050B ICP-MS							08/14/08 21:03	brd
Sieve-2000 um (2.0mm)	ASA No.9, 15-4.2.2			*				08/13/08 21:54	brd

Arizona license number: AZ0102

** Please refer to Qualifier Reports for details.*

ACZ Laboratories, Inc.
2773 Downhill Drive Steamboat Springs, CO 80487 (800) 334-5493

Inorganic Analytical Results

FMI Gold & Copper - Sierrita
Project ID: OJ07R9
Sample ID: EM-N29-0-1

ACZ Sample ID: ***L71011-10***
Date Sampled: *08/06/08 13:09*
Date Received: *08/07/08*
Sample Matrix: *Soil*

Metals Analysis

Parameter	EPA Method	Result	Qual	XQ	Units	MDL	PQL	Date	Analyst
Antimony, total (3050)	M6020 ICP-MS	0.4	B	*	mg/Kg	0.2	1	08/26/08 11:49	rac
Arsenic, total (3050)	M6020 ICP-MS	5.2			mg/Kg	0.3	0.5	08/26/08 11:49	rac
Barium, total (3050)	M6010B ICP	56.0			mg/Kg	0.3	2	08/20/08 3:16	aeh
Beryllium, total (3050)	M6010B ICP	0.9	B		mg/Kg	0.2	1	08/27/08 1:12	aeh
Cadmium, total (3050)	M6010B ICP		U		mg/Kg	0.5	2	08/20/08 3:16	aeh
Chromium, total (3050)	M6010B ICP	9		*	mg/Kg	1	5	08/20/08 3:16	aeh
Cobalt, total (3050)	M6010B ICP	6		*	mg/Kg	1	5	08/20/08 3:16	aeh
Copper, total (3050)	M6010B ICP	495		*	mg/Kg	1	5	08/20/08 3:16	aeh
Lead, total (3050)	M6020 ICP-MS	25.80			mg/Kg	0.05	0.3	08/26/08 11:49	rac
Manganese, total (3050)	M6010B ICP	194		*	mg/Kg	0.5	3	08/20/08 3:16	aeh
Mercury, total	M7471A CVAA		U		mg/Kg	0.04	0.2	08/16/08 18:14	jws
Molybdenum, total (3050)	M6010B ICP	124		*	mg/Kg	1	5	08/20/08 3:16	aeh
Nickel, total (3050)	M6010B ICP	3	B	*	mg/Kg	1	5	08/20/08 3:16	aeh
Selenium, total (3050)	M6020 ICP-MS	0.50			mg/Kg	0.05	0.3	08/26/08 11:49	rac
Thallium, total (3050)	M6020 ICP-MS	0.13	B		mg/Kg	0.05	0.3	08/26/08 11:49	rac
Uranium, total (3050)	M6020 ICP-MS	1.96		*	mg/Kg	0.05	0.3	08/26/08 11:49	rac
Zinc, total (3050)	M6010B ICP	78		*	mg/Kg	1	5	08/20/08 3:16	aeh

Soil Analysis

Parameter	EPA Method	Result	Qual	XQ	Units	MDL	PQL	Date	Analyst
Solids, Percent	CLPSOW390, PART F, D-98	96.8		*	%	0.1	0.5	08/12/08 9:25	mjc

Soil Preparation

Parameter	EPA Method	Result	Qual	XQ	Units	MDL	PQL	Date	Analyst
Air Dry at 34 Degrees C	USDA No. 1, 1972			*				08/11/08 14:34	mjc
Digestion - Hot Plate	M3050B ICP-MS							08/14/08 21:31	brd
Sieve-2000 um (2.0mm)	ASA No.9, 15-4.2.2			*				08/13/08 21:57	brd

Arizona license number: AZ0102

** Please refer to Qualifier Reports for details.*

ACZ Laboratories, Inc.
2773 Downhill Drive Steamboat Springs, CO 80487 (800) 334-5493

Inorganic Analytical Results

FMI Gold & Copper - Sierrita
Project ID: OJ07R9
Sample ID: EM-N29-1-3

ACZ Sample ID: ***L71011-11***
Date Sampled: *08/06/08 13:09*
Date Received: *08/07/08*
Sample Matrix: *Soil*

Metals Analysis

Parameter	EPA Method	Result	Qual	XQ	Units	MDL	PQL	Date	Analyst
Antimony, total (3050)	M6020 ICP-MS	0.6	B	*	mg/Kg	0.2	1	08/26/08 11:56	rac
Arsenic, total (3050)	M6020 ICP-MS	7.5			mg/Kg	0.3	0.5	08/26/08 11:56	rac
Barium, total (3050)	M6010B ICP	65.9			mg/Kg	0.3	2	08/20/08 3:19	aeh
Beryllium, total (3050)	M6010B ICP	1.1			mg/Kg	0.2	1	08/27/08 1:15	aeh
Cadmium, total (3050)	M6010B ICP		U		mg/Kg	0.5	2	08/20/08 3:19	aeh
Chromium, total (3050)	M6010B ICP	6		*	mg/Kg	1	5	08/20/08 3:19	aeh
Cobalt, total (3050)	M6010B ICP	17		*	mg/Kg	1	5	08/20/08 3:19	aeh
Copper, total (3050)	M6010B ICP	805		*	mg/Kg	1	5	08/20/08 3:19	aeh
Lead, total (3050)	M6020 ICP-MS	41.80			mg/Kg	0.05	0.3	08/26/08 11:56	rac
Manganese, total (3050)	M6010B ICP	429		*	mg/Kg	0.5	3	08/20/08 3:19	aeh
Mercury, total	M7471A CVAA		U		mg/Kg	0.04	0.2	08/16/08 18:17	jws
Molybdenum, total (3050)	M6010B ICP	94		*	mg/Kg	1	5	08/20/08 3:19	aeh
Nickel, total (3050)	M6010B ICP	3	B	*	mg/Kg	1	5	08/20/08 3:19	aeh
Selenium, total (3050)	M6020 ICP-MS	0.79			mg/Kg	0.05	0.3	08/26/08 11:56	rac
Thallium, total (3050)	M6020 ICP-MS	0.13	B		mg/Kg	0.05	0.3	08/26/08 11:56	rac
Uranium, total (3050)	M6020 ICP-MS	2.70		*	mg/Kg	0.05	0.3	08/26/08 11:56	rac
Zinc, total (3050)	M6010B ICP	59		*	mg/Kg	1	5	08/20/08 3:19	aeh

Soil Analysis

Parameter	EPA Method	Result	Qual	XQ	Units	MDL	PQL	Date	Analyst
Solids, Percent	CLPSOW390, PART F, D-98	97.3		*	%	0.1	0.5	08/12/08 11:00	mjc

Soil Preparation

Parameter	EPA Method	Result	Qual	XQ	Units	MDL	PQL	Date	Analyst
Air Dry at 34 Degrees C	USDA No. 1, 1972			*				08/11/08 14:37	mjc
Digestion - Hot Plate	M3050B ICP-MS							08/14/08 21:59	brd
Sieve-2000 um (2.0mm)	ASA No.9, 15-4.2.2			*				08/13/08 21:59	brd

Arizona license number: AZ0102

** Please refer to Qualifier Reports for details.*

Report Header Explanations

Batch	A distinct set of samples analyzed at a specific time
Found	Value of the QC Type of interest
Limit	Upper limit for RPD, in %.
Lower	Lower Recovery Limit, in % (except for LCSS, mg/Kg)
MDL	Method Detection Limit. Same as Minimum Reporting Limit. Allows for instrument and annual fluctuations.
PCN/SCN	A number assigned to reagents/standards to trace to the manufacturer's certificate of analysis
PQL	Practical Quantitation Limit, typically 5 times the MDL.
QC	True Value of the Control Sample or the amount added to the Spike
Rec	Amount of the true value or spike added recovered, in % (except for LCSS, mg/Kg)
RPD	Relative Percent Difference, calculation used for Duplicate QC Types
Upper	Upper Recovery Limit, in % (except for LCSS, mg/Kg)
Sample	Value of the Sample of interest

QC Sample Types

AS	Analytical Spike (Post Digestion)	*LCSWD*	Laboratory Control Sample - Water Duplicate
ASD	Analytical Spike (Post Digestion) Duplicate	*LFB*	Laboratory Fortified Blank
CCB	Continuing Calibration Blank	*LFM*	Laboratory Fortified Matrix
CCV	Continuing Calivation Verification standard	*LFMD*	Laboratory Fortified Matrix Duplicate
DUP	Sample Duplicate	*LRB*	Laboratory Reagent Blank
ICB	Initial Calibration Blank	*MS*	Matrix Spike
ICV	Initial Calibration Verification standard	*MSD*	Matrix Spike Duplicate
ICSAB	Inter-element Correction Standard - A plus B solutions	*PBS*	Prep Blank - Soil
LCSS	Laboratory Control Sample - Soil	*PBW*	Prep Blank - Water
LCSSD	Laboratory Control Sample - Soil Duplicate	*PQV*	Practical Quantitation Verification standard
LCSW	Laboratory Control Sample - Water	*SDL*	Serial Dilution

QC Sample Type Explanations

Blanks	Verifies that there is no or minimal contamination in the prep method or calibration procedure.
Control Samples	Verifies the accuracy of the method, including the prep procedure.
Duplicates	Verifies the precision of the instrument and/or method.
Spikes/Fortified Matrix	Determines sample matrix interferences, if any.
Standard	Verifies the validity of the calibration.

ACZ Qualifiers (Qual)

B	Analyte concentration detected at a value between MDL and PQL.
H	Analysis exceeded method hold time. pH is a field test with an immediate hold time.
U	Analyte was analyzed for but not detected at the indicated MDL

Method References

(1) EPA 600/4-83-020. Methods for Chemical Analysis of Water and Wastes, March 1983.
(2) EPA 600/R-93-100. Methods for the Determination of Inorganic Substances in Environmental Samples, August 1993.
(3) EPA 600/R-94-111. Methods for the Determination of Metals in Environmental Samples - Supplement I, May 1994.
(5) EPA SW-846. Test Methods for Evaluating Solid Waste, Third Edition with Update III, December 1996.
(6) Standard Methods for the Examination of Water and Wastewater, 19th edition, 1995.

Comments

(1) QC results calculated from raw data. Results may vary slightly if the rounded values are used in the calculations.
(2) Soil, Sludge, and Plant matrices for Inorganic analyses are reported on a dry weight basis.
(3) Animal matrices for Inorganic analyses are reported on an "as received" basis.

FMI Gold & Copper - Sierrita
Project ID: OJ07R9

ACZ Project ID: ***L71011***

Antimony, total (3050) M6020 ICP-MS

ACZ ID	Type	Analyzed	PCN/SCN	QC	Sample	Found	Units	Rec	Lower	Upper	RPD	Limit	Qual
WG250541													
WG250541ICV	ICV	08/26/08 9:30	MS080813-2	.02006		.02042	mg/L	101.8	90	110			
WG250541ICB	ICB	08/26/08 9:37				U	mg/L		-0.0012	0.0012			
WG249986PBS	PBS	08/26/08 10:03				U	mg/Kg		-0.6	0.6			
WG249986LCSS	LCSS	08/26/08 10:10	PCN30289	126		93	mg/Kg		63.3	189			
WG249986LCSSD	LCSSD	08/26/08 10:17	PCN30289	126		85	mg/Kg		63.3	189	9	20	
L71011-02MS	MS	08/26/08 10:36	MS080707-3	5	.6	2.57	mg/Kg	39.4	75	125			M2
L71011-02MSD	MSD	08/26/08 10:43	MS080707-3	5	.6	2.59	mg/Kg	39.8	75	125	0.78	20	M2

Arsenic, total (3050) M6020 ICP-MS

ACZ ID	Type	Analyzed	PCN/SCN	QC	Sample	Found	Units	Rec	Lower	Upper	RPD	Limit	Qual
WG250541													
WG250541ICV	ICV	08/26/08 9:30	MS080813-2	.05		.05089	mg/L	101.8	90	110			
WG250541ICB	ICB	08/26/08 9:37				U	mg/L		-0.0015	0.0015			
WG249986PBS	PBS	08/26/08 10:03				U	mg/Kg		-0.9	0.9			
WG249986LCSS	LCSS	08/26/08 10:10	PCN30289	225		230.1	mg/Kg		181	270			
WG249986LCSSD	LCSSD	08/26/08 10:17	PCN30289	225		205	mg/Kg		181	270	11.5	20	
L71011-02MS	MS	08/26/08 10:36	MS080707-3	25	4.3	25.89	mg/Kg	86.4	75	125			
L71011-02MSD	MSD	08/26/08 10:43	MS080707-3	25	4.3	26.05	mg/Kg	87	75	125	0.62	20	

Barium, total (3050) M6010B ICP

ACZ ID	Type	Analyzed	PCN/SCN	QC	Sample	Found	Units	Rec	Lower	Upper	RPD	Limit	Qual
WG250249													
WG250249ICV	ICV	08/20/08 2:00	II080717-1	2		2.0418	mg/L	102.1	90	110			
WG250249ICB	ICB	08/20/08 2:03				U	mg/L		-0.009	0.009			
WG249986PBS	PBS	08/20/08 2:17				.52	mg/Kg		-0.9	0.9			
WG249986LCSS	LCSS	08/20/08 2:21	PCN30289	565		549.68	mg/Kg		461	669			
WG249986LCSSD	LCSSD	08/20/08 2:24	PCN30289	565		497.22	mg/Kg		461	669	10	20	
L71011-01MS	MS	08/20/08 2:35	II080811-3	50	111	165.21	mg/Kg	108.4	75	125			
L71011-01MSD	MSD	08/20/08 2:38	II080811-3	50	111	164.95	mg/Kg	107.9	75	125	0.16	20	

Beryllium, total (3050) M6010B ICP

ACZ ID	Type	Analyzed	PCN/SCN	QC	Sample	Found	Units	Rec	Lower	Upper	RPD	Limit	Qual
WG250308													
WG250308ICV	ICV	08/26/08 23:52	II080717-1	2		1.9873	mg/L	99.4	90	110			
WG250308ICB	ICB	08/26/08 23:55				U	mg/L		-0.006	0.006			
WG249986PBS	PBS	08/27/08 0:10				U	mg/Kg		-0.6	0.6			
WG249986LCSS	LCSS	08/27/08 0:13	PCN30289	162		156.62	mg/Kg		134	190			
WG249986LCSSD	LCSSD	08/27/08 0:17	PCN30289	162		167.15	mg/Kg		134	190	6.5	20	
L71011-01MS	MS	08/27/08 0:28	II080811-3	50	.4	47.52	mg/Kg	94.2	75	125			
L71011-01MSD	MSD	08/27/08 0:32	II080811-3	50	.4	47.61	mg/Kg	94.4	75	125	0.19	20	

FMI Gold & Copper - Sierrita
Project ID: OJ07R9

ACZ Project ID: ***L71011***

Cadmium, total (3050) M6010B ICP

ACZ ID	Type	Analyzed	PCN/SCN	QC	Sample	Found	Units	Rec	Lower	Upper	RPD	Limit	Qual
WG250249													
WG250249ICV	ICV	08/20/08 2:00	II080717-1	2		1.9062	mg/L	95.3	90	110			
WG250249ICB	ICB	08/20/08 2:03				U	mg/L		-0.015	0.015			
WG249986PBS	PBS	08/20/08 2:17				U	mg/Kg		-1.5	1.5			
WG249986LCSS	LCSS	08/20/08 2:21	PCN30289	69.1		72.46	mg/Kg		58.1	80.1			
WG249986LCSSD	LCSSD	08/20/08 2:24	PCN30289	69.1		66.33	mg/Kg		58.1	80.1	8.8	20	
L71011-01MS	MS	08/20/08 2:35	II080811-3	50	U	49.46	mg/Kg	98.9	75	125			
L71011-01MSD	MSD	08/20/08 2:38	II080811-3	50	U	49.27	mg/Kg	98.5	75	125	0.38	20	

Chromium, total (3050) M6010B ICP

ACZ ID	Type	Analyzed	PCN/SCN	QC	Sample	Found	Units	Rec	Lower	Upper	RPD	Limit	Qual
WG250249													
WG250249ICV	ICV	08/20/08 2:00	II080717-1	2		1.924	mg/L	96.2	90	110			
WG250249ICB	ICB	08/20/08 2:03				U	mg/L		-0.03	0.03			
WG249986PBS	PBS	08/20/08 2:17				U	mg/Kg		-3	3			
WG249986LCSS	LCSS	08/20/08 2:21	PCN30289	124		130.9	mg/Kg		101	147			
WG249986LCSSD	LCSSD	08/20/08 2:24	PCN30289	124		120.3	mg/Kg		101	147	8.4	20	
L71011-01MS	MS	08/20/08 2:35	II080811-3	50	7	56.6	mg/Kg	99.2	75	125			
L71011-01MSD	MSD	08/20/08 2:38	II080811-3	50	7	56.2	mg/Kg	98.4	75	125	0.71	20	

Cobalt, total (3050) M6010B ICP

ACZ ID	Type	Analyzed	PCN/SCN	QC	Sample	Found	Units	Rec	Lower	Upper	RPD	Limit	Qual
WG250249													
WG250249ICV	ICV	08/20/08 2:00	II080717-1	2		1.889	mg/L	94.5	90	110			
WG250249ICB	ICB	08/20/08 2:03				U	mg/L		-0.03	0.03			
WG249986PBS	PBS	08/20/08 2:17				U	mg/Kg		-3	3			
WG249986LCSS	LCSS	08/20/08 2:21	PCN30289	115		124.4	mg/Kg		95.6	135			
WG249986LCSSD	LCSSD	08/20/08 2:24	PCN30289	115		114.9	mg/Kg		95.6	135	7.9	20	
L71011-01MS	MS	08/20/08 2:35	II080811-3	50	8	57.9	mg/Kg	99.8	75	125			
L71011-01MSD	MSD	08/20/08 2:38	II080811-3	50	8	57.4	mg/Kg	98.8	75	125	0.87	20	

Copper, total (3050) M6010B ICP

ACZ ID	Type	Analyzed	PCN/SCN	QC	Sample	Found	Units	Rec	Lower	Upper	RPD	Limit	Qual
WG250249													
WG250249ICV	ICV	08/20/08 2:00	II080717-1	2		1.989	mg/L	99.5	90	110			
WG250249ICB	ICB	08/20/08 2:03				U	mg/L		-0.03	0.03			
WG249986PBS	PBS	08/20/08 2:17				U	mg/Kg		-3	3			
WG249986LCSS	LCSS	08/20/08 2:21	PCN30289	66.7		69.8	mg/Kg		53.9	79.5			
WG249986LCSSD	LCSSD	08/20/08 2:24	PCN30289	66.7		62.8	mg/Kg		53.9	79.5	10.6	20	
L71011-01MS	MS	08/20/08 2:35	II080811-3	50	557	632.5	mg/Kg	151	75	125			M3
L71011-01MSD	MSD	08/20/08 2:38	II080811-3	50	557	532.1	mg/Kg	-49.8	75	125	17.24	20	M3

FMI Gold & Copper - Sierrita
Project ID: OJ07R9

ACZ Project ID: ***L71011***

Lead, total (3050) M6020 ICP-MS

ACZ ID	Type	Analyzed	PCN/SCN	QC	Sample	Found	Units	Rec	Lower	Upper	RPD	Limit	Qual
WG250541													
WG250541ICV	ICV	08/26/08 9:30	MS080813-2	.05		.04955	mg/L	99.1	90	110			
WG250541ICB	ICB	08/26/08 9:37				U	mg/L		-0.0003	0.0003			
WG249986PBS	PBS	08/26/08 10:03				U	mg/Kg		-0.15	0.15			
WG249986LCSS	LCSS	08/26/08 10:10	PCN30289	223		220.55	mg/Kg		183	264			
WG249986LCSSD	LCSSD	08/26/08 10:17	PCN30289	223		200.5	mg/Kg		183	264	9.5	20	
L71011-02MS	MS	08/26/08 10:36	MS080707-3	25	18.2	39.71	mg/Kg	86	75	125			
L71011-02MSD	MSD	08/26/08 10:43	MS080707-3	25	18.2	39.1	mg/Kg	83.6	75	125	1.55	20	
WG250637													
WG250637ICV	ICV	08/26/08 22:04	MS080813-2	.05		.05047	mg/L	100.9	90	110			
WG250637ICB	ICB	08/26/08 22:10				U	mg/L		-0.0003	0.0003			
L71009-10MS	MS	08/27/08 1:35	MS080707-3	100	477	710.2	mg/Kg	233.2	75	125			M3
L71009-10MSD	MSD	08/27/08 1:41	MS080707-3	100	477	706.6	mg/Kg	229.6	75	125	0.51	20	M3
WG249986PBS	PBS	08/27/08 1:54				.108	mg/Kg		-0.15	0.15			
WG249986LCSS	LCSS	08/27/08 2:14	PCN30289	223		235.85	mg/Kg		183	264			
WG249986LCSSD	LCSSD	08/27/08 2:21	PCN30289	223		214.5	mg/Kg		183	264	9.5	20	

Manganese, total (3050) M6010B ICP

ACZ ID	Type	Analyzed	PCN/SCN	QC	Sample	Found	Units	Rec	Lower	Upper	RPD	Limit	Qual
WG250249													
WG250249ICV	ICV	08/20/08 2:00	II080717-1	2		2.0489	mg/L	102.4	90	110			
WG250249ICB	ICB	08/20/08 2:03				U	mg/L		-0.015	0.015			
WG249986PBS	PBS	08/20/08 2:17				U	mg/Kg		-1.5	1.5			
WG249986LCSS	LCSS	08/20/08 2:21	PCN30289	368		408.98	mg/Kg		304	433			
WG249986LCSSD	LCSSD	08/20/08 2:24	PCN30289	368		381.03	mg/Kg		304	433	7.1	20	
L71011-01MS	MS	08/20/08 2:35	II080811-3	50	375	443.9	mg/Kg	137.8	75	125			M3
L71011-01MSD	MSD	08/20/08 2:38	II080811-3	50	375	450.19	mg/Kg	150.4	75	125	1.41	20	M3

Mercury, total M7471A CVAA

ACZ ID	Type	Analyzed	PCN/SCN	QC	Sample	Found	Units	Rec	Lower	Upper	RPD	Limit	Qual
WG250055													
WG250055ICV	ICV	08/16/08 14:09	II080721-4	.01002		.00985	mg/L	98.3	90	110			
WG250055ICB	ICB	08/16/08 14:12				U	mg/L		-0.0006	0.0006			
WG250059													
WG250059PBS	PBS	08/16/08 15:52				U	mg/Kg		-0.09	0.09			
WG250059LCSS	LCSS	08/16/08 15:54	PCN28813	5.8		5.04	mg/Kg		3.83	7.69			
WG250059LCSSD	LCSSD	08/16/08 15:57	PCN28813	5.8		5.05	mg/Kg		3.83	7.69	0.2	20	
L70948-09MS	MS	08/16/08 16:01	II080807-2	.965	.04	.961	mg/Kg	95.4	85	115			
L70948-09MSD	MSD	08/16/08 16:03	II080807-2	.97	.04	.979	mg/Kg	96.8	85	115	1.86	20	
WG250061													
WG250061PBS	PBS	08/16/08 17:43				U	mg/Kg		-0.12	0.12			
WG250061LCSS	LCSS	08/16/08 17:45	PCN28813	5.8		5.28	mg/Kg		3.83	7.69			
WG250061LCSSD	LCSSD	08/16/08 17:47	PCN28813	5.8		5.36	mg/Kg		3.83	7.69	1.5	20	
L71011-04MS	MS	08/16/08 17:51	II080807-2	.98	U	.981	mg/Kg	100.1	85	115			
L71011-04MSD	MSD	08/16/08 17:54	II080807-2	.99	U	.967	mg/Kg	97.7	85	115	1.44	20	

FMI Gold & Copper - Sierrita ACZ Project ID: ***L71011***

Project ID: OJ07R9

Molybdenum, total (3050) M6010B ICP

ACZ ID	Type	Analyzed	PCN/SCN	QC	Sample	Found	Units	Rec	Lower	Upper	RPD	Limit	Qual
WG250249													
WG250249ICV	ICV	08/20/08 2:00	II080717-1	2		1.943	mg/L	97.2	90	110			
WG250249ICB	ICB	08/20/08 2:03				U	mg/L		-0.03	0.03			
WG249986PBS	PBS	08/20/08 2:17				U	mg/Kg		-3	3			
WG249986LCSS	LCSS	08/20/08 2:21	PCN30289	107		118.1	mg/Kg		83.8	130			
WG249986LCSSD	LCSSD	08/20/08 2:24	PCN30289	107		107	mg/Kg		83.8	130	9.9	20	
L71011-01MS	MS	08/20/08 2:35	II080811-3	50	281	280.4	mg/Kg	-1.2	75	125			M3
L71011-01MSD	MSD	08/20/08 2:38	II080811-3	50	281	256.7	mg/Kg	-48.6	75	125	8.83	20	M3

Nickel, total (3050) M6010B ICP

ACZ ID	Type	Analyzed	PCN/SCN	QC	Sample	Found	Units	Rec	Lower	Upper	RPD	Limit	Qual
WG250249													
WG250249ICV	ICV	08/20/08 2:00	II080717-1	2		1.897	mg/L	94.9	90	110			
WG250249ICB	ICB	08/20/08 2:03				U	mg/L		-0.03	0.03			
WG249986PBS	PBS	08/20/08 2:17				U	mg/Kg		-3	3			
WG249986LCSS	LCSS	08/20/08 2:21	PCN30289	172		184.3	mg/Kg		140	204			
WG249986LCSSD	LCSSD	08/20/08 2:24	PCN30289	172		170.4	mg/Kg		140	204	7.8	20	
L71011-01MS	MS	08/20/08 2:35	II080811-3	49.85	6	55.5	mg/Kg	99.3	75	125			
L71011-01MSD	MSD	08/20/08 2:38	II080811-3	49.85	6	54.6	mg/Kg	97.5	75	125	1.63	20	

Selenium, total (3050) M6020 ICP-MS

ACZ ID	Type	Analyzed	PCN/SCN	QC	Sample	Found	Units	Rec	Lower	Upper	RPD	Limit	Qual
WG250541													
WG250541ICV	ICV	08/26/08 9:30	MS080813-2	.05		.04962	mg/L	99.2	90	110			
WG250541ICB	ICB	08/26/08 9:37				U	mg/L		-0.0003	0.0003			
WG249986PBS	PBS	08/26/08 10:03				U	mg/Kg		-0.15	0.15			
WG249986LCSS	LCSS	08/26/08 10:10	PCN30289	147		153.05	mg/Kg		114	180			
WG249986LCSSD	LCSSD	08/26/08 10:17	PCN30289	147		135.9	mg/Kg		114	180	11.9	20	
L71011-02MS	MS	08/26/08 10:36	MS080707-3	12.5	.88	11.685	mg/Kg	86.4	75	125			
L71011-02MSD	MSD	08/26/08 10:43	MS080707-3	12.5	.88	11.825	mg/Kg	87.6	75	125	1.19	20	

Solids, Percent CLPSOW390, PART F, D-98

ACZ ID	Type	Analyzed	PCN/SCN	QC	Sample	Found	Units	Rec	Lower	Upper	RPD	Limit	Qual
WG249783													
WG249783PBS	PBS	08/11/08 16:00				U	%		99.9	100.1			
L71011-01DUP	DUP	08/11/08 19:10			90.7	92.33	%				1.8	20	

Thallium, total (3050) M6020 ICP-MS

ACZ ID	Type	Analyzed	PCN/SCN	QC	Sample	Found	Units	Rec	Lower	Upper	RPD	Limit	Qual
WG250541													
WG250541ICV	ICV	08/26/08 9:30	MS080813-2	.05		.05128	mg/L	102.6	90	110			
WG250541ICB	ICB	08/26/08 9:37				U	mg/L		-0.0003	0.0003			
WG249986PBS	PBS	08/26/08 10:03				U	mg/Kg		-0.15	0.15			
WG249986LCSS	LCSS	08/26/08 10:10	PCN30289	173		172.25	mg/Kg		140	205			
WG249986LCSSD	LCSSD	08/26/08 10:17	PCN30289	173		157.7	mg/Kg		140	205	8.8	20	
L71011-02MS	MS	08/26/08 10:36	MS080707-3	25.05	.19	22.585	mg/Kg	89.4	75	125			
L71011-02MSD	MSD	08/26/08 10:43	MS080707-3	25.05	.19	23.105	mg/Kg	91.5	75	125	2.28	20	

FMI Gold & Copper - Sierrita
Project ID: OJ07R9

ACZ Project ID: ***L71011***

Uranium, total (3050) M6020 ICP-MS

ACZ ID	Type	Analyzed	PCN/SCN	QC	Sample	Found	Units	Rec	Lower	Upper	RPD	Limit	Qual
WG250541													
WG250541ICV	ICV	08/26/08 9:30	MS080813-2	.05		.05001	mg/L	100	90	110			
WG250541ICB	ICB	08/26/08 9:37				U	mg/L		-0.0003	0.0003			
WG249986PBS	PBS	08/26/08 10:03				U	mg/Kg		-0.15	0.15			
L71011-02MS	MS	08/26/08 10:36	MS080707-3	12.5	3.42	16.51	mg/Kg	104.7	75	125			
L71011-02MSD	MSD	08/26/08 10:43	MS080707-3	12.5	3.42	15.8	mg/Kg	99	75	125	4.39	20	

Zinc, total (3050) M6010B ICP

ACZ ID	Type	Analyzed	PCN/SCN	QC	Sample	Found	Units	Rec	Lower	Upper	RPD	Limit	Qual
WG250249													
WG250249ICV	ICV	08/20/08 2:00	II080717-1	2		1.989	mg/L	99.5	90	110			
WG250249ICB	ICB	08/20/08 2:03				U	mg/L		-0.03	0.03			
WG249986PBS	PBS	08/20/08 2:17				U	mg/Kg		-3	3			
WG249986LCSS	LCSS	08/20/08 2:21	PCN30289	349		369.2	mg/Kg		280	418			
WG249986LCSSD	LCSSD	08/20/08 2:24	PCN30289	349		335.8	mg/Kg		280	418	9.5	20	
L71011-01MS	MS	08/20/08 2:35	II080811-3	50	207	258.1	mg/Kg	102.2	75	125			
L71011-01MSD	MSD	08/20/08 2:38	II080811-3	50	207	286.3	mg/Kg	158.6	75	125	10.36	20	M3

FMI Gold & Copper - Sierrita ACZ Project ID: ***L71011***

ACZ ID	WORKNUM	PARAMETER	METHOD	QUAL	DESCRIPTION
L71011-01	WG250541	Antimony, total (3050)	M6020 ICP-MS	M2	Matrix spike recovery was low, the recovery of the associated control sample (LCS or LFB) was acceptable.
	WG250249	Chromium, total (3050)	M6010B ICP	ZG	The ICP Serial Dilution was not used for data validation because the sample concentration was less than 50 times the MDL.
		Cobalt, total (3050)	M6010B ICP	ZG	The ICP Serial Dilution was not used for data validation because the sample concentration was less than 50 times the MDL.
		Copper, total (3050)	M6010B ICP	M3	The spike recovery value is unusable since the analyte concentration in the sample is disproportionate to the spike level. The recovery of the associated control sample (LCS or LFB) was acceptable.
		Manganese, total (3050)	M6010B ICP	M3	The spike recovery value is unusable since the analyte concentration in the sample is disproportionate to the spike level. The recovery of the associated control sample (LCS or LFB) was acceptable.
		Molybdenum, total (3050)	M6010B ICP	M3	The spike recovery value is unusable since the analyte concentration in the sample is disproportionate to the spike level. The recovery of the associated control sample (LCS or LFB) was acceptable.
		Nickel, total (3050)	M6010B ICP	ZG	The ICP Serial Dilution was not used for data validation because the sample concentration was less than 50 times the MDL.
		Zinc, total (3050)	M6010B ICP	M3	The spike recovery value is unusable since the analyte concentration in the sample is disproportionate to the spike level. The recovery of the associated control sample (LCS or LFB) was acceptable.
			M6010B ICP	ZH	Serial Dilution exceeded the acceptance criteria. Matrix interference [physical or chemical] is suspected.
L71011-02	WG250541	Antimony, total (3050)	M6020 ICP-MS	M2	Matrix spike recovery was low, the recovery of the associated control sample (LCS or LFB) was acceptable.
	WG250249	Chromium, total (3050)	M6010B ICP	ZG	The ICP Serial Dilution was not used for data validation because the sample concentration was less than 50 times the MDL.
		Cobalt, total (3050)	M6010B ICP	ZG	The ICP Serial Dilution was not used for data validation because the sample concentration was less than 50 times the MDL.
		Copper, total (3050)	M6010B ICP	M3	The spike recovery value is unusable since the analyte concentration in the sample is disproportionate to the spike level. The recovery of the associated control sample (LCS or LFB) was acceptable.
		Manganese, total (3050)	M6010B ICP	M3	The spike recovery value is unusable since the analyte concentration in the sample is disproportionate to the spike level. The recovery of the associated control sample (LCS or LFB) was acceptable.
		Molybdenum, total (3050)	M6010B ICP	M3	The spike recovery value is unusable since the analyte concentration in the sample is disproportionate to the spike level. The recovery of the associated control sample (LCS or LFB) was acceptable.
		Nickel, total (3050)	M6010B ICP	ZG	The ICP Serial Dilution was not used for data validation because the sample concentration was less than 50 times the MDL.
		Zinc, total (3050)	M6010B ICP	M3	The spike recovery value is unusable since the analyte concentration in the sample is disproportionate to the spike level. The recovery of the associated control sample (LCS or LFB) was acceptable.
			M6010B ICP	ZH	Serial Dilution exceeded the acceptance criteria. Matrix interference [physical or chemical] is suspected.

FMI Gold & Copper - Sierrita ACZ Project ID: ***L71011***

ACZ ID	WORKNUM	PARAMETER	METHOD	QUAL	DESCRIPTION
L71011-03	WG250541	Antimony, total (3050)	M6020 ICP-MS	M2	Matrix spike recovery was low, the recovery of the associated control sample (LCS or LFB) was acceptable.
	WG250249	Chromium, total (3050)	M6010B ICP	ZG	The ICP Serial Dilution was not used for data validation because the sample concentration was less than 50 times the MDL.
		Cobalt, total (3050)	M6010B ICP	ZG	The ICP Serial Dilution was not used for data validation because the sample concentration was less than 50 times the MDL.
		Copper, total (3050)	M6010B ICP	M3	The spike recovery value is unusable since the analyte concentration in the sample is disproportionate to the spike level. The recovery of the associated control sample (LCS or LFB) was acceptable.
		Manganese, total (3050)	M6010B ICP	M3	The spike recovery value is unusable since the analyte concentration in the sample is disproportionate to the spike level. The recovery of the associated control sample (LCS or LFB) was acceptable.
		Molybdenum, total (3050)	M6010B ICP	M3	The spike recovery value is unusable since the analyte concentration in the sample is disproportionate to the spike level. The recovery of the associated control sample (LCS or LFB) was acceptable.
		Nickel, total (3050)	M6010B ICP	ZG	The ICP Serial Dilution was not used for data validation because the sample concentration was less than 50 times the MDL.
		Zinc, total (3050)	M6010B ICP	M3	The spike recovery value is unusable since the analyte concentration in the sample is disproportionate to the spike level. The recovery of the associated control sample (LCS or LFB) was acceptable.
			M6010B ICP	ZH	Serial Dilution exceeded the acceptance criteria. Matrix interference [physical or chemical] is suspected.
L71011-04	WG250541	Antimony, total (3050)	M6020 ICP-MS	M2	Matrix spike recovery was low, the recovery of the associated control sample (LCS or LFB) was acceptable.
	WG250249	Chromium, total (3050)	M6010B ICP	ZG	The ICP Serial Dilution was not used for data validation because the sample concentration was less than 50 times the MDL.
		Cobalt, total (3050)	M6010B ICP	ZG	The ICP Serial Dilution was not used for data validation because the sample concentration was less than 50 times the MDL.
		Copper, total (3050)	M6010B ICP	M3	The spike recovery value is unusable since the analyte concentration in the sample is disproportionate to the spike level. The recovery of the associated control sample (LCS or LFB) was acceptable.
		Manganese, total (3050)	M6010B ICP	M3	The spike recovery value is unusable since the analyte concentration in the sample is disproportionate to the spike level. The recovery of the associated control sample (LCS or LFB) was acceptable.
		Molybdenum, total (3050)	M6010B ICP	M3	The spike recovery value is unusable since the analyte concentration in the sample is disproportionate to the spike level. The recovery of the associated control sample (LCS or LFB) was acceptable.
		Nickel, total (3050)	M6010B ICP	ZG	The ICP Serial Dilution was not used for data validation because the sample concentration was less than 50 times the MDL.
		Zinc, total (3050)	M6010B ICP	M3	The spike recovery value is unusable since the analyte concentration in the sample is disproportionate to the spike level. The recovery of the associated control sample (LCS or LFB) was acceptable.
			M6010B ICP	ZH	Serial Dilution exceeded the acceptance criteria. Matrix interference [physical or chemical] is suspected.

FMI Gold & Copper - Sierrita ACZ Project ID: ***L71011***

ACZ ID	WORKNUM	PARAMETER	METHOD	QUAL	DESCRIPTION
L71011-05	WG250541	Antimony, total (3050)	M6020 ICP-MS	M2	Matrix spike recovery was low, the recovery of the associated control sample (LCS or LFB) was acceptable.
	WG250249	Chromium, total (3050)	M6010B ICP	ZG	The ICP Serial Dilution was not used for data validation because the sample concentration was less than 50 times the MDL.
		Cobalt, total (3050)	M6010B ICP	ZG	The ICP Serial Dilution was not used for data validation because the sample concentration was less than 50 times the MDL.
		Copper, total (3050)	M6010B ICP	M3	The spike recovery value is unusable since the analyte concentration in the sample is disproportionate to the spike level. The recovery of the associated control sample (LCS or LFB) was acceptable.
		Manganese, total (3050)	M6010B ICP	M3	The spike recovery value is unusable since the analyte concentration in the sample is disproportionate to the spike level. The recovery of the associated control sample (LCS or LFB) was acceptable.
		Molybdenum, total (3050)	M6010B ICP	M3	The spike recovery value is unusable since the analyte concentration in the sample is disproportionate to the spike level. The recovery of the associated control sample (LCS or LFB) was acceptable.
		Nickel, total (3050)	M6010B ICP	ZG	The ICP Serial Dilution was not used for data validation because the sample concentration was less than 50 times the MDL.
		Zinc, total (3050)	M6010B ICP	M3	The spike recovery value is unusable since the analyte concentration in the sample is disproportionate to the spike level. The recovery of the associated control sample (LCS or LFB) was acceptable.
			M6010B ICP	ZH	Serial Dilution exceeded the acceptance criteria. Matrix interference [physical or chemical] is suspected.
L71011-06	WG250541	Antimony, total (3050)	M6020 ICP-MS	M2	Matrix spike recovery was low, the recovery of the associated control sample (LCS or LFB) was acceptable.
	WG250249	Chromium, total (3050)	M6010B ICP	ZG	The ICP Serial Dilution was not used for data validation because the sample concentration was less than 50 times the MDL.
		Cobalt, total (3050)	M6010B ICP	ZG	The ICP Serial Dilution was not used for data validation because the sample concentration was less than 50 times the MDL.
		Copper, total (3050)	M6010B ICP	M3	The spike recovery value is unusable since the analyte concentration in the sample is disproportionate to the spike level. The recovery of the associated control sample (LCS or LFB) was acceptable.
		Manganese, total (3050)	M6010B ICP	M3	The spike recovery value is unusable since the analyte concentration in the sample is disproportionate to the spike level. The recovery of the associated control sample (LCS or LFB) was acceptable.
		Molybdenum, total (3050)	M6010B ICP	M3	The spike recovery value is unusable since the analyte concentration in the sample is disproportionate to the spike level. The recovery of the associated control sample (LCS or LFB) was acceptable.
		Nickel, total (3050)	M6010B ICP	ZG	The ICP Serial Dilution was not used for data validation because the sample concentration was less than 50 times the MDL.
		Zinc, total (3050)	M6010B ICP	M3	The spike recovery value is unusable since the analyte concentration in the sample is disproportionate to the spike level. The recovery of the associated control sample (LCS or LFB) was acceptable.
			M6010B ICP	ZH	Serial Dilution exceeded the acceptance criteria. Matrix interference [physical or chemical] is suspected.

FMI Gold & Copper - Sierrita ACZ Project ID: ***L71011***

ACZ ID	WORKNUM	PARAMETER	METHOD	QUAL	DESCRIPTION
L71011-07	WG250541	Antimony, total (3050)	M6020 ICP-MS	M2	Matrix spike recovery was low, the recovery of the associated control sample (LCS or LFB) was acceptable.
	WG250249	Chromium, total (3050)	M6010B ICP	ZG	The ICP Serial Dilution was not used for data validation because the sample concentration was less than 50 times the MDL.
		Cobalt, total (3050)	M6010B ICP	ZG	The ICP Serial Dilution was not used for data validation because the sample concentration was less than 50 times the MDL.
		Copper, total (3050)	M6010B ICP	M3	The spike recovery value is unusable since the analyte concentration in the sample is disproportionate to the spike level. The recovery of the associated control sample (LCS or LFB) was acceptable.
		Manganese, total (3050)	M6010B ICP	M3	The spike recovery value is unusable since the analyte concentration in the sample is disproportionate to the spike level. The recovery of the associated control sample (LCS or LFB) was acceptable.
		Molybdenum, total (3050)	M6010B ICP	M3	The spike recovery value is unusable since the analyte concentration in the sample is disproportionate to the spike level. The recovery of the associated control sample (LCS or LFB) was acceptable.
		Nickel, total (3050)	M6010B ICP	ZG	The ICP Serial Dilution was not used for data validation because the sample concentration was less than 50 times the MDL.
		Zinc, total (3050)	M6010B ICP	M3	The spike recovery value is unusable since the analyte concentration in the sample is disproportionate to the spike level. The recovery of the associated control sample (LCS or LFB) was acceptable.
			M6010B ICP	ZH	Serial Dilution exceeded the acceptance criteria. Matrix interference [physical or chemical] is suspected.
L71011-08	WG250541	Antimony, total (3050)	M6020 ICP-MS	M2	Matrix spike recovery was low, the recovery of the associated control sample (LCS or LFB) was acceptable.
	WG250249	Chromium, total (3050)	M6010B ICP	ZG	The ICP Serial Dilution was not used for data validation because the sample concentration was less than 50 times the MDL.
		Cobalt, total (3050)	M6010B ICP	ZG	The ICP Serial Dilution was not used for data validation because the sample concentration was less than 50 times the MDL.
		Copper, total (3050)	M6010B ICP	M3	The spike recovery value is unusable since the analyte concentration in the sample is disproportionate to the spike level. The recovery of the associated control sample (LCS or LFB) was acceptable.
		Manganese, total (3050)	M6010B ICP	M3	The spike recovery value is unusable since the analyte concentration in the sample is disproportionate to the spike level. The recovery of the associated control sample (LCS or LFB) was acceptable.
		Molybdenum, total (3050)	M6010B ICP	M3	The spike recovery value is unusable since the analyte concentration in the sample is disproportionate to the spike level. The recovery of the associated control sample (LCS or LFB) was acceptable.
		Nickel, total (3050)	M6010B ICP	ZG	The ICP Serial Dilution was not used for data validation because the sample concentration was less than 50 times the MDL.
		Zinc, total (3050)	M6010B ICP	M3	The spike recovery value is unusable since the analyte concentration in the sample is disproportionate to the spike level. The recovery of the associated control sample (LCS or LFB) was acceptable.
			M6010B ICP	ZH	Serial Dilution exceeded the acceptance criteria. Matrix interference [physical or chemical] is suspected.

FMI Gold & Copper - Sierrita ACZ Project ID: ***L71011***

ACZ ID	WORKNUM	PARAMETER	METHOD	QUAL	DESCRIPTION
L71011-09	WG250541	Antimony, total (3050)	M6020 ICP-MS	M2	Matrix spike recovery was low, the recovery of the associated control sample (LCS or LFB) was acceptable.
	WG250249	Chromium, total (3050)	M6010B ICP	ZG	The ICP Serial Dilution was not used for data validation because the sample concentration was less than 50 times the MDL.
		Cobalt, total (3050)	M6010B ICP	ZG	The ICP Serial Dilution was not used for data validation because the sample concentration was less than 50 times the MDL.
		Copper, total (3050)	M6010B ICP	M3	The spike recovery value is unusable since the analyte concentration in the sample is disproportionate to the spike level. The recovery of the associated control sample (LCS or LFB) was acceptable.
	WG250637	Lead, total (3050)	M6020 ICP-MS	M3	The spike recovery value is unusable since the analyte concentration in the sample is disproportionate to the spike level. The recovery of the associated control sample (LCS or LFB) was acceptable.
	WG250249	Manganese, total (3050)	M6010B ICP	M3	The spike recovery value is unusable since the analyte concentration in the sample is disproportionate to the spike level. The recovery of the associated control sample (LCS or LFB) was acceptable.
		Molybdenum, total (3050)	M6010B ICP	M3	The spike recovery value is unusable since the analyte concentration in the sample is disproportionate to the spike level. The recovery of the associated control sample (LCS or LFB) was acceptable.
		Nickel, total (3050)	M6010B ICP	ZG	The ICP Serial Dilution was not used for data validation because the sample concentration was less than 50 times the MDL.
		Zinc, total (3050)	M6010B ICP	M3	The spike recovery value is unusable since the analyte concentration in the sample is disproportionate to the spike level. The recovery of the associated control sample (LCS or LFB) was acceptable.
			M6010B ICP	ZH	Serial Dilution exceeded the acceptance criteria. Matrix interference [physical or chemical] is suspected.
L71011-10	WG250541	Antimony, total (3050)	M6020 ICP-MS	M2	Matrix spike recovery was low, the recovery of the associated control sample (LCS or LFB) was acceptable.
	WG250249	Chromium, total (3050)	M6010B ICP	ZG	The ICP Serial Dilution was not used for data validation because the sample concentration was less than 50 times the MDL.
		Cobalt, total (3050)	M6010B ICP	ZG	The ICP Serial Dilution was not used for data validation because the sample concentration was less than 50 times the MDL.
		Copper, total (3050)	M6010B ICP	M3	The spike recovery value is unusable since the analyte concentration in the sample is disproportionate to the spike level. The recovery of the associated control sample (LCS or LFB) was acceptable.
		Manganese, total (3050)	M6010B ICP	M3	The spike recovery value is unusable since the analyte concentration in the sample is disproportionate to the spike level. The recovery of the associated control sample (LCS or LFB) was acceptable.
		Molybdenum, total (3050)	M6010B ICP	M3	The spike recovery value is unusable since the analyte concentration in the sample is disproportionate to the spike level. The recovery of the associated control sample (LCS or LFB) was acceptable.
		Nickel, total (3050)	M6010B ICP	ZG	The ICP Serial Dilution was not used for data validation because the sample concentration was less than 50 times the MDL.
		Zinc, total (3050)	M6010B ICP	M3	The spike recovery value is unusable since the analyte concentration in the sample is disproportionate to the spike level. The recovery of the associated control sample (LCS or LFB) was acceptable.
			M6010B ICP	ZH	Serial Dilution exceeded the acceptance criteria. Matrix interference [physical or chemical] is suspected.

ACZ Laboratories, Inc.
2773 Downhill Drive Steamboat Springs, CO 80487 (800) 334-5493

Inorganic Extended Qualifier Report

FMI Gold & Copper - Sierrita ACZ Project ID: ***L71011***

ACZ ID	WORKNUM	PARAMETER	METHOD	QUAL	DESCRIPTION
L71011-11	WG250541	Antimony, total (3050)	M6020 ICP-MS	M2	Matrix spike recovery was low, the recovery of the associated control sample (LCS or LFB) was acceptable.
	WG250249	Chromium, total (3050)	M6010B ICP	ZG	The ICP Serial Dilution was not used for data validation because the sample concentration was less than 50 times the MDL.
		Cobalt, total (3050)	M6010B ICP	ZG	The ICP Serial Dilution was not used for data validation because the sample concentration was less than 50 times the MDL.
		Copper, total (3050)	M6010B ICP	M3	The spike recovery value is unusable since the analyte concentration in the sample is disproportionate to the spike level. The recovery of the associated control sample (LCS or LFB) was acceptable.
		Manganese, total (3050)	M6010B ICP	M3	The spike recovery value is unusable since the analyte concentration in the sample is disproportionate to the spike level. The recovery of the associated control sample (LCS or LFB) was acceptable.
		Molybdenum, total (3050)	M6010B ICP	M3	The spike recovery value is unusable since the analyte concentration in the sample is disproportionate to the spike level. The recovery of the associated control sample (LCS or LFB) was acceptable.
		Nickel, total (3050)	M6010B ICP	ZG	The ICP Serial Dilution was not used for data validation because the sample concentration was less than 50 times the MDL.
		Zinc, total (3050)	M6010B ICP	M3	The spike recovery value is unusable since the analyte concentration in the sample is disproportionate to the spike level. The recovery of the associated control sample (LCS or LFB) was acceptable.
			M6010B ICP	ZH	Serial Dilution exceeded the acceptance criteria. Matrix interference [physical or chemical] is suspected.

Metals Analysis

The following parameters are not offered for certification or are not covered by NELAC certificate #ACZ.

Uranium, total (3050)	M6020 ICP-MS

Soil Analysis

The following parameters are not offered for certification or are not covered by NELAC certificate #ACZ.

Solids, Percent	CLPSOW390, PART F, D-98

ACZ Laboratories, Inc.
2773 Downhill Drive Steamboat Springs, CO 80487 (800) 334-5493

Sample Receipt

FMI Gold & Copper - Sierrita
OJ07R9

ACZ Project ID: L71011
Date Received: 8/7/2008
Received By:
Date Printed: 8/7/2008

Receipt Verification

	YES	NO	NA
1) Does this project require special handling procedures such as CLP protocol?			X
2) Are the custody seals on the cooler intact?	X		
3) Are the custody seals on the sample containers intact?			X
4) Is there a Chain of Custody or other directive shipping papers present?	X		
5) Is the Chain of Custody complete?	X		
6) Is the Chain of Custody in agreement with the samples received?	X		
7) Is there enough sample for all requested analyses?	X		
8) Are all samples within holding times for requested analyses?	X		
9) Were all sample containers received intact?	X		
10) Are the temperature blanks present?			X
11) Are the trip blanks (VOA and/or Cyanide) present?			X
12) Are samples requiring no headspace, headspace free?			X
13) Do the samples that require a Foreign Soils Permit have one?			X

Exceptions: If you answered no to any of the above questions, please describe

N/A

Contact (For any discrepancies, the client must be contacted)

N/A

Shipping Containers

Cooler Id	Temp (°C)	Rad (µR/hr)
1670	3.8	15

Client must contact ACZ Project Manager if analysis should not proceed for samples received outside of thermal preservation acceptance criteria.

Notes

ACZ Laboratories, Inc.
2773 Downhill Drive Steamboat Springs, CO 80487 (800) 334-5493

Sample Receipt

FMI Gold & Copper - Sierrita
OJ07R9

ACZ Project ID: L71011
Date Received: 8/7/2008
Received By:

Sample Container Preservation

SAMPLE	CLIENT ID	R < 2	G < 2	BK < 2	Y< 2	YG< 2	B< 2	O < 2	T >12	N/A	RAD	ID
L71011-01	CS-JS-04-0-1									X		
L71011-02	CS-JS-04-1-3									X		
L71011-03	CS-JS-04-5-7									X		
L71011-04	EM-X26-0-1									X		
L71011-05	EM-X26-1-3									X		
L71011-06	EM-X26-5-7									X		
L71011-07	EM-U25-0-1									X		
L71011-08	EM-U25-1-3									X		
L71011-09	EM-U25-5-5.5									X		
L71011-10	EM-N29-0-1									X		
L71011-11	EM-N29-1-3									X		

Sample Container Preservation Legend

Abbreviation	Description	Container Type	Preservative/Limits
R	Raw/Nitric	RED	pH must be < 2
B	Filtered/Sulfuric	BLUE	pH must be < 2
BK	Filtered/Nitric	BLACK	pH must be < 2
G	Filtered/Nitric	GREEN	pH must be < 2
O	Raw/Sulfuric	ORANGE	pH must be < 2
P	Raw/NaOH	PURPLE	pH must be > 12 *
T	Raw/NaOH _Zinc Acetate	TAN	pH must be > 12
Y	Raw/Sulfuric	YELLOW	pH must be < 2
YG	Raw/Sulfuric	YELLOW GLASS	pH must be < 2
N/A	No preservative needed	Not applicable	
RAD	Gamma/Beta dose rate	Not applicable	must be < 250 µR/hr

* pH check performed by analyst prior to sample preparation

Sample IDs Reviewed By: _____

ACZ Laboratories, Inc. L71011

2773 Downhill Drive Steamboat Springs, CO 80487 (800) 334-5493

CHAIN of CUSTODY

Report to:

Name: Ned Hall
Company: FMI-Sierrita
E-mail: Ned-Hall@FMI.com

Address: 6200 W. Duval Mine Rd
P.O Box 527, Green Valley, AZ
Telephone: 520-648-8857

Copy of Report to:

Name: Rick-Smith@urscorp.com
Company:

E-mail: Steven-Vaughn@URSCORP.com
Telephone:

Invoice to:

Name: Ned Hall
Company: FMI-Sierrita
E-mail: Ned-Hall@FMI.com

Address: 6220 W. Duval Mine Rd
P.O. Box 527, Green Valley, AZ
Telephone: 520-648-8857

If sample(s) received past holding time (HT), or if insufficient HT remains to complete analysis before expiration, shall ACZ proceed with requested short HT analyses? YES ☐ NO ☐
If "NO" then ACZ will contact client for further instruction. If neither "YES" nor "NO" is indicated, ACZ will proceed with the requested analyses, even if HT is expired, and data will be qualified.

PROJECT INFORMATION

Quote #:
Project/PO #: 0J07R9
Reporting state for compliance testing:
Sampler's Name: Armando Jimenez
Are any samples NRC licensable material?

ANALYSES REQUESTED *(attach list or use quote number)*

SAMPLE IDENTIFICATION	DATE:TIME		Matrix	# of Containers	See attached 7/8/08 Quote							
CS-JS-04-0-1	8-6-08	902	SO	1	1							
CS-JS-04-1-3	8-6-08	902	1	1	1							
CS-JS-04-5-7	8-6-08	910	1	1	1							
EM-X26-0-1	8-6-08	1000	1	1	1							
EM-X26-1-3	8-6-08	1000	1	1	1							
EM-X26-5-7	8-6-08	1006	1	1	1							
EM-U25-0-1	8-6-08	1059	1	1	1							
EM-U25-1-3	8-6-08	1059	1	1	1							
EM-U25-5-5.5	8-6-08	1103	1	1	1							
EM-N29-0-1	8-6-08	1309	1	1	1							

Matrix: SW (Surface Water) · GW (Ground Water) · WW (Waste Water) · DW (Drinking Water) · SL (Sludge) · SO (Soil) · OL (Oil) · Other

REMARKS/ SAMPLE DISCLOSURES

UPS# 1Z810130 8960087153

PAGE 1 of 2

Please refer to ACZ's terms & conditions located on the reverse side of this COC.

RELINQUISHED BY:	DATE:TIME	RECEIVED BY:	DATE:TIME
[signature]	8-6-08 1440	UPS [signature]	8708 1051

FRMAD050.03.05.02 White - Return with sample. Yellow - Retain for your records.

ACZ Laboratories, Inc. L7-1011

2773 Downhill Drive Steamboat Springs, CO 80487 (800) 334-5493

CHAIN of CUSTODY

Report to:

Name: Ned Hall
Company: FMI-Sierrita
E-mail: Ned_Hall@FMI.com
Address: 6200 W. Duval Mine Rd, P.O. Box 527, Green Valley, AZ
Telephone: 520-648-8857

Copy of Report to:

Name: Rick_Smith@urscorp.com
Company:
E-mail: Steven_Vaughn@urscorp.com
Telephone:

Invoice to:

Name: Ned Hall
Company: FMI-Sierrita
E-mail: Ned_Hall@FMI.com
Address: 6200 W. Duval Mine Rd. Green Valley, AZ P.O. Box
Telephone: 520-648-8857

If sample(s) received past holding time (HT), or if insufficient HT remains to complete analysis before expiration, shall ACZ proceed with requested short HT analyses? YES [ ] NO [ ]
If "NO" then ACZ will contact client for further instruction. If neither "YES" nor "NO" is indicated, ACZ will proceed with the requested analyses, even if HT is expired, and data will be qualified.

PROJECT INFORMATION

Quote #:
Project/PO #: 05B7R9
Reporting state for compliance testing:
Sampler's Name: Armando Jimenez
Are any samples NRC licensable material?

ANALYSES REQUESTED *(attach list or use quote number)*

SAMPLE IDENTIFICATION	DATE:TIME	Matrix	# of Containers	See Attached Quote 7/8/08							
EM-N29-1-3	8-6-08 1305	SO	1	1							

Matrix: SW (Surface Water) · GW (Ground Water) · WW (Waste Water) · DW (Drinking Water) · SL (Sludge) · SO (Soil) · OL (Oil) · Other

REMARKS/ SAMPLE DISCLOSURES

UPS# 1Z 8101308460087153

PAGE 2 of 2

Please refer to ACZ's terms & conditions located on the reverse side of this COC.

RELINQUISHED BY:	DATE:TIME	RECEIVED BY:	DATE:TIME
[signature]	8-6-08 1440	UPS	8-7-08 1051

FRMAD050.03.05.02 White - Return with sample. Yellow - Retain for your records.

ACZ Laboratories, Inc.

2773 Downhill Drive Steamboat Springs, CO 80487 (800) 334-5493

Analytical Quote

Accounts Payable
FMI Gold & Copper - Sierrita
P.O. Box 2671
Phoenix, AZ 85002-2671

7/8/2008

Quote Number: SOIL-GPL

Matrix: Soil — Sierrita Soil Sampling Program

Parameter	Method	Detection Limit	Cost/Sample
Metals Analysis			
Antimony, total (3050)	M6020 ICP-MS	0.04 mg/Kg	$13.50
Arsenic, total (3050)	M6020 ICP-MS	0.05 mg/Kg	$13.50
Barium, total (3050)	M6010B ICP	0.3 mg/Kg	$6.75
Beryllium, total (3050)	M6010B ICP	0.2 mg/Kg	$6.75
Cadmium, total (3050)	M6010B ICP	0.5 mg/Kg	$6.75
Chromium, total (3050)	M6010B ICP	1 mg/Kg	$6.75
Cobalt, total (3050)	M6010B ICP	1 mg/Kg	$6.75
Copper, total (3050)	M6010B ICP	1 mg/Kg	$6.75
Lead, total (3050)	M6020 ICP-MS	0.01 mg/Kg	$13.50
Manganese, total (3050)	M6010B ICP	0.5 mg/Kg	$6.75
Mercury, total	M7471A CVAA	0.02 mg/Kg	$17.25
Molybdenum, total (3050)	M6010B ICP	1 mg/Kg	$6.75
Nickel, total (3050)	M6010B ICP	1 mg/Kg	$6.75
Selenium, total (3050)	M6020 ICP-MS	0.01 mg/Kg	$13.50
Thallium, total (3050)	M6020 ICP-MS	0.01 mg/Kg	$13.50
Uranium, total (3050)	M6020 ICP-MS	0.01 mg/Kg	$13.50
Zinc, total (3050)	M6010B ICP	1 mg/Kg	$6.75
Misc.			
Electronic Data Deliverable			$0.00
Quality Control Summary			$0.00
Sample Preparation			
Air Dry at 34 Degrees C	USDA No. 1, 1972		$5.25
Digestion - Alkaline	M3060A		$99.98
Digestion - Hot Plate	M3050B ICP-MS		$10.50
Sieve-2000 um (2.0mm)	ASA No.9, 15-4.2.2		$8.25
Soil Analysis			
Solids, Percent	CLPSOW390, PART F, D-98	0.1 %	$5.25
Wet Chemistry			
Chromium, Hexavalent (3060)	M7196A	0.005 mg/Kg	$28.00
		Cost/Sample:	**$322.98**

Pricing includes standard deliverables and turnaround. Includes a QC Summary and default electronic data deliverable.
Method detection limits are estimates and may be elevated depending on sample matrix.

ACZ Laboratories, Inc.
2773 Downhill Drive Steamboat Springs, CO 80487 (800) 334-5493

Analytical Report

September 08, 2008

Report to:
Ned Hall
FMI Gold & Copper - Sierrita
P.O. Box 527 6200 W. Duval Mine Rd.
Green Valley, AZ 85622-0527

Bill to:
Accounts Payable
FMI Gold & Copper - Sierrita
P.O. Box 2671
Phoenix, AZ 85002-2671

cc: Steve Vaughn, Rick Smith

Project ID: OJ07R9
ACZ Project ID: L71041

Ned Hall:

Enclosed are the analytical results for sample(s) submitted to ACZ Laboratories, Inc. (ACZ) on August 08, 2008. This project has been assigned to ACZ's project number, L71041. Please reference this number in all future inquiries.

All analyses were performed according to ACZ's Quality Assurance Plan, version 12.0. The enclosed results relate only to the samples received under L71041. Each section of this report has been reviewed and approved by the appropriate Laboratory Supervisor, or a qualified substitute.

Except as noted, the test results for the methods and parameters listed on ACZ's current NELAC certificate letter (#ACZ) meet all requirements of NELAC.

This report shall be used or copied only in its entirety. ACZ is not responsible for the consequences arising from the use of a partial report.

All samples and sub-samples associated with this project will be disposed of after October 08, 2008. If the samples are determined to be hazardous, additional charges apply for disposal (typically less than $10/sample). If you would like the samples to be held longer than ACZ's stated policy or to be returned, please contact your Project Manager or Customer Service Representative for further details and associated costs. ACZ retains analytical reports for five years.

If you have any questions or other needs, please contact your Project Manager.

S. Habermehl

Scott Habermehl has reviewed
and approved this report.

FMI Gold Copper - Sierrita

September 08, 2008

Project ID: OJ07R9
ACZ Project ID: L71041

Sample Receipt

ACZ Laboratories, Inc. (ACZ) received 15 soil samples from FMI Gold & Copper - Sierrita on August 8, 2008. The samples were received in good condition. Upon receipt, the sample custodian removed the samples from the cooler, inspected the contents, and logged the samples into ACZ's computerized Laboratory Information Management System (LIMS). The samples were assigned ACZ LIMS project number L71041. The custodian verified the sample information entered into the computer against the chain of custody (COC) forms and sample bottle labels.

Holding Times

All analyses were performed within EPA recommended holding times.

Sample Analysis

These samples were analyzed for inorganic parameters. The individual methods are referenced on both, the ACZ invoice and the analytical reports. The extended qualifier reports may contain footnotes qualifying specific elements due to QC failures. In addition the following has been noted with this specific project:

1. Some of the Lead data has been qualified with the N1 flag on the extended qualifier report. The chemist noted that the associated ICSA sample failed at 0.00096 mg/L. All samples are greater than 10x this level and not impacted.

ACZ Laboratories, Inc.
2773 Downhill Drive Steamboat Springs, CO 80487 (800) 334-5493

Inorganic Analytical Results

FMI Gold & Copper - Sierrita
Project ID: OJ07R9
Sample ID: EM-G27-0-1

ACZ Sample ID: ***L71041-01***
Date Sampled: *08/07/08 08:18*
Date Received: *08/08/08*
Sample Matrix: *Soil*

Metals Analysis

Parameter	EPA Method	Result	Qual	XQ	Units	MDL	PQL	Date	Analyst
Antimony, total (3050)	M6020 ICP-MS	0.3	B	*	mg/Kg	0.2	1	08/29/08 2:10	msh
Arsenic, total (3050)	M6020 ICP-MS	3.5		*	mg/Kg	0.3	0.5	08/29/08 2:10	msh
Barium, total (3050)	M6010B ICP	81.2			mg/Kg	0.3	2	08/27/08 4:09	ear/aeh
Beryllium, total (3050)	M6010B ICP	0.5	B		mg/Kg	0.2	1	08/27/08 4:09	ear/aeh
Cadmium, total (3050)	M6010B ICP		U		mg/Kg	0.5	2	08/27/08 4:09	ear/aeh
Chromium, total (3050)	M6010B ICP	6		*	mg/Kg	1	5	08/27/08 4:09	ear/aeh
Cobalt, total (3050)	M6010B ICP	7		*	mg/Kg	1	5	08/27/08 4:09	ear/aeh
Copper, total (3050)	M6010B ICP	2750		*	mg/Kg	1	5	08/27/08 4:09	ear/aeh
Lead, total (3050)	M6020 ICP-MS	30.90		*	mg/Kg	0.05	0.3	08/29/08 2:10	msh
Manganese, total (3050)	M6010B ICP	233		*	mg/Kg	0.5	3	08/27/08 4:09	ear/aeh
Mercury, total	M7471A CVAA		U		mg/Kg	0.04	0.2	08/16/08 18:39	jws
Molybdenum, total (3050)	M6010B ICP	403		*	mg/Kg	1	5	08/27/08 4:09	ear/aeh
Nickel, total (3050)	M6010B ICP	5	B		mg/Kg	1	5	08/27/08 4:09	ear/aeh
Selenium, total (3050)	M6020 ICP-MS	0.80		*	mg/Kg	0.05	0.3	08/29/08 2:10	msh
Thallium, total (3050)	M6020 ICP-MS	0.20	B	*	mg/Kg	0.05	0.3	08/29/08 2:10	msh
Uranium, total (3050)	M6020 ICP-MS	2.80		*	mg/Kg	0.05	0.3	08/29/08 2:10	msh
Zinc, total (3050)	M6010B ICP	90		*	mg/Kg	1	5	08/27/08 4:09	ear/aeh

Soil Analysis

Parameter	EPA Method	Result	Qual	XQ	Units	MDL	PQL	Date	Analyst
Solids, Percent	CLPSOW390, PART F, D-98	93.4		*	%	0.1	0.5	08/12/08 19:44	mjc

Soil Preparation

Parameter	EPA Method	Result	Qual	XQ	Units	MDL	PQL	Date	Analyst
Air Dry at 34 Degrees C	USDA No. 1, 1972			*				08/12/08 18:51	mjc
Digestion - Hot Plate	M3050B ICP-MS							08/21/08 23:34	brd
Sieve-2000 um (2.0mm)	ASA No.9, 15-4.2.2			*				08/20/08 23:00	brd

Arizona license number: AZ0102

** Please refer to Qualifier Reports for details.*

ACZ Laboratories, Inc.
2773 Downhill Drive Steamboat Springs, CO 80487 (800) 334-5493

Inorganic Analytical Results

FMI Gold & Copper - Sierrita
Project ID: OJ07R9
Sample ID: EM-G27-1-3

ACZ Sample ID: ***L71041-02***
Date Sampled: *08/07/08 08:18*
Date Received: *08/08/08*
Sample Matrix: *Soil*

Metals Analysis

Parameter	EPA Method	Result	Qual	XQ	Units	MDL	PQL	Date	Analyst
Antimony, total (3050)	M6020 ICP-MS		U	*	mg/Kg	0.2	1	08/29/08 2:23	msh
Arsenic, total (3050)	M6020 ICP-MS	1.2		*	mg/Kg	0.3	0.5	08/29/08 2:23	msh
Barium, total (3050)	M6010B ICP	126			mg/Kg	0.3	2	08/27/08 4:31	ear/aeh
Beryllium, total (3050)	M6010B ICP	0.4	B		mg/Kg	0.2	1	08/27/08 4:31	ear/aeh
Cadmium, total (3050)	M6010B ICP		U		mg/Kg	0.5	2	08/27/08 4:31	ear/aeh
Chromium, total (3050)	M6010B ICP	4	B	*	mg/Kg	1	5	08/27/08 4:31	ear/aeh
Cobalt, total (3050)	M6010B ICP	11		*	mg/Kg	1	5	08/27/08 4:31	ear/aeh
Copper, total (3050)	M6010B ICP	933		*	mg/Kg	1	5	08/27/08 4:31	ear/aeh
Lead, total (3050)	M6020 ICP-MS	3.92			mg/Kg	0.05	0.3	09/02/08 19:32	msh
Manganese, total (3050)	M6010B ICP	399		*	mg/Kg	0.5	3	08/27/08 4:31	ear/aeh
Mercury, total	M7471A CVAA		U		mg/Kg	0.04	0.2	08/16/08 18:41	jws
Molybdenum, total (3050)	M6010B ICP	3	B	*	mg/Kg	1	5	08/27/08 4:31	ear/aeh
Nickel, total (3050)	M6010B ICP	7			mg/Kg	1	5	08/27/08 4:31	ear/aeh
Selenium, total (3050)	M6020 ICP-MS	0.07	B	*	mg/Kg	0.05	0.3	08/29/08 2:23	msh
Thallium, total (3050)	M6020 ICP-MS	0.29	B	*	mg/Kg	0.05	0.3	08/29/08 2:23	msh
Uranium, total (3050)	M6020 ICP-MS	3.70		*	mg/Kg	0.05	0.3	08/29/08 2:23	msh
Zinc, total (3050)	M6010B ICP	57		*	mg/Kg	1	5	08/27/08 4:31	ear/aeh

Soil Analysis

Parameter	EPA Method	Result	Qual	XQ	Units	MDL	PQL	Date	Analyst
Solids, Percent	CLPSOW390, PART F, D-98	97.1		*	%	0.1	0.5	08/12/08 21:42	mjc

Soil Preparation

Parameter	EPA Method	Result	Qual	XQ	Units	MDL	PQL	Date	Analyst
Air Dry at 34 Degrees C	USDA No. 1, 1972			*				08/12/08 18:57	mjc
Digestion - Hot Plate	M3050B ICP-MS							08/22/08 2:08	brd
Sieve-2000 um (2.0mm)	ASA No.9, 15-4.2.2			*				08/20/08 23:57	brd

Arizona license number: AZ0102

** Please refer to Qualifier Reports for details.*

ACZ Laboratories, Inc.
2773 Downhill Drive Steamboat Springs, CO 80487 (800) 334-5493

Inorganic Analytical Results

FMI Gold & Copper - Sierrita
Project ID: OJ07R9
Sample ID: RA-JS-04-0-1

ACZ Sample ID: ***L71041-03***
Date Sampled: *08/07/08 08:40*
Date Received: *08/08/08*
Sample Matrix: *Soil*

Metals Analysis

Parameter	EPA Method	Result	Qual	XQ	Units	MDL	PQL	Date	Analyst
Antimony, total (3050)	M6020 ICP-MS		U	*	mg/Kg	0.2	1	08/29/08 2:55	msh
Arsenic, total (3050)	M6020 ICP-MS	1.4		*	mg/Kg	0.3	0.5	08/29/08 2:55	msh
Barium, total (3050)	M6010B ICP	121			mg/Kg	0.3	2	08/27/08 4:35	ear/aeh
Beryllium, total (3050)	M6010B ICP		U		mg/Kg	0.2	1	08/27/08 4:35	ear/aeh
Cadmium, total (3050)	M6010B ICP		U		mg/Kg	0.5	2	08/27/08 4:35	ear/aeh
Chromium, total (3050)	M6010B ICP	4	B	*	mg/Kg	1	5	08/27/08 4:35	ear/aeh
Cobalt, total (3050)	M6010B ICP	6		*	mg/Kg	1	5	08/27/08 4:35	ear/aeh
Copper, total (3050)	M6010B ICP	201		*	mg/Kg	1	5	08/27/08 4:35	ear/aeh
Lead, total (3050)	M6020 ICP-MS	10.80		*	mg/Kg	0.05	0.3	08/29/08 2:55	msh
Manganese, total (3050)	M6010B ICP	232		*	mg/Kg	0.5	3	08/27/08 4:35	ear/aeh
Mercury, total	M7471A CVAA		U		mg/Kg	0.04	0.2	08/16/08 18:43	jws
Molybdenum, total (3050)	M6010B ICP	13		*	mg/Kg	1	5	08/27/08 4:35	ear/aeh
Nickel, total (3050)	M6010B ICP	5	B		mg/Kg	1	5	08/27/08 4:35	ear/aeh
Selenium, total (3050)	M6020 ICP-MS	0.09	B	*	mg/Kg	0.05	0.3	08/29/08 2:55	msh
Thallium, total (3050)	M6020 ICP-MS	0.34		*	mg/Kg	0.05	0.3	08/29/08 2:55	msh
Uranium, total (3050)	M6020 ICP-MS	2.75		*	mg/Kg	0.05	0.3	08/29/08 2:55	msh
Zinc, total (3050)	M6010B ICP	60		*	mg/Kg	1	5	08/27/08 4:35	ear/aeh

Soil Analysis

Parameter	EPA Method	Result	Qual	XQ	Units	MDL	PQL	Date	Analyst
Solids, Percent	CLPSOW390, PART F, D-98	96.0		*	%	0.1	0.5	08/12/08 22:41	mjc

Soil Preparation

Parameter	EPA Method	Result	Qual	XQ	Units	MDL	PQL	Date	Analyst
Air Dry at 34 Degrees C	USDA No. 1, 1972			*				08/12/08 19:03	mjc
Digestion - Hot Plate	M3050B ICP-MS							08/22/08 4:42	brd
Sieve-2000 um (2.0mm)	ASA No.9, 15-4.2.2			*				08/21/08 0:55	brd

Arizona license number: AZ0102

** Please refer to Qualifier Reports for details.*

ACZ Laboratories, Inc.
2773 Downhill Drive Steamboat Springs, CO 80487 (800) 334-5493

Inorganic Analytical Results

FMI Gold & Copper - Sierrita
Project ID: OJ07R9
Sample ID: RA-JS-04-1-2.5

ACZ Sample ID: ***L71041-04***
Date Sampled: *08/07/08 08:40*
Date Received: *08/08/08*
Sample Matrix: *Soil*

Metals Analysis

Parameter	EPA Method	Result	Qual	XQ	Units	MDL	PQL	Date	Analyst
Antimony, total (3050)	M6020 ICP-MS		U	*	mg/Kg	0.2	1	08/29/08 3:01	msh
Arsenic, total (3050)	M6020 ICP-MS	1.0		*	mg/Kg	0.3	0.5	08/29/08 3:01	msh
Barium, total (3050)	M6010B ICP	98.9			mg/Kg	0.3	2	08/27/08 4:38	ear/aeh
Beryllium, total (3050)	M6010B ICP		U		mg/Kg	0.2	1	08/27/08 4:38	ear/aeh
Cadmium, total (3050)	M6010B ICP		U		mg/Kg	0.5	2	08/27/08 4:38	ear/aeh
Chromium, total (3050)	M6010B ICP	3	B	*	mg/Kg	1	5	08/27/08 4:38	ear/aeh
Cobalt, total (3050)	M6010B ICP	5		*	mg/Kg	1	5	08/27/08 4:38	ear/aeh
Copper, total (3050)	M6010B ICP	136		*	mg/Kg	1	5	08/27/08 4:38	ear/aeh
Lead, total (3050)	M6020 ICP-MS	3.00			mg/Kg	0.05	0.3	09/02/08 19:40	msh
Manganese, total (3050)	M6010B ICP	220		*	mg/Kg	0.5	3	08/27/08 4:38	ear/aeh
Mercury, total	M7471A CVAA		U		mg/Kg	0.04	0.2	08/16/08 18:45	jws
Molybdenum, total (3050)	M6010B ICP		U	*	mg/Kg	1	5	08/27/08 4:38	ear/aeh
Nickel, total (3050)	M6010B ICP	4	B		mg/Kg	1	5	08/27/08 4:38	ear/aeh
Selenium, total (3050)	M6020 ICP-MS	0.06	B	*	mg/Kg	0.05	0.3	08/29/08 3:01	msh
Thallium, total (3050)	M6020 ICP-MS	0.22	B	*	mg/Kg	0.05	0.3	08/29/08 3:01	msh
Uranium, total (3050)	M6020 ICP-MS	3.40		*	mg/Kg	0.05	0.3	08/29/08 3:01	msh
Zinc, total (3050)	M6010B ICP	51		*	mg/Kg	1	5	08/27/08 4:38	ear/aeh

Soil Analysis

Parameter	EPA Method	Result	Qual	XQ	Units	MDL	PQL	Date	Analyst
Solids, Percent	CLPSOW390, PART F, D-98	96.5		*	%	0.1	0.5	08/12/08 23:40	mjc

Soil Preparation

Parameter	EPA Method	Result	Qual	XQ	Units	MDL	PQL	Date	Analyst
Air Dry at 34 Degrees C	USDA No. 1, 1972			*				08/12/08 19:09	mjc
Digestion - Hot Plate	M3050B ICP-MS							08/22/08 5:34	brd
Sieve-2000 um (2.0mm)	ASA No.9, 15-4.2.2			*				08/21/08 1:53	brd

Arizona license number: AZ0102

** Please refer to Qualifier Reports for details.*

ACZ Laboratories, Inc.
2773 Downhill Drive Steamboat Springs, CO 80487 (800) 334-5493

Inorganic Analytical Results

FMI Gold & Copper - Sierrita
Project ID: OJ07R9
Sample ID: RA-JS-03-0-1

ACZ Sample ID: ***L71041-05***
Date Sampled: *08/07/08 09:17*
Date Received: *08/08/08*
Sample Matrix: *Soil*

Metals Analysis

Parameter	EPA Method	Result	Qual	XQ	Units	MDL	PQL	Date	Analyst
Antimony, total (3050)	M6020 ICP-MS		U	*	mg/Kg	0.2	1	08/29/08 3:07	msh
Arsenic, total (3050)	M6020 ICP-MS	1.7		*	mg/Kg	0.3	0.5	08/29/08 3:07	msh
Barium, total (3050)	M6010B ICP	163			mg/Kg	0.3	2	08/27/08 4:42	ear/aeh
Beryllium, total (3050)	M6010B ICP	0.3	B		mg/Kg	0.2	1	08/27/08 4:42	ear/aeh
Cadmium, total (3050)	M6010B ICP		U		mg/Kg	0.5	2	08/27/08 4:42	ear/aeh
Chromium, total (3050)	M6010B ICP	5		*	mg/Kg	1	5	08/27/08 4:42	ear/aeh
Cobalt, total (3050)	M6010B ICP	7		*	mg/Kg	1	5	08/27/08 4:42	ear/aeh
Copper, total (3050)	M6010B ICP	113		*	mg/Kg	1	5	08/27/08 4:42	ear/aeh
Lead, total (3050)	M6020 ICP-MS	4.99		*	mg/Kg	0.05	0.3	08/29/08 3:07	msh
Manganese, total (3050)	M6010B ICP	239		*	mg/Kg	0.5	3	08/27/08 4:42	ear/aeh
Mercury, total	M7471A CVAA		U		mg/Kg	0.04	0.2	08/16/08 18:48	jws
Molybdenum, total (3050)	M6010B ICP	26		*	mg/Kg	1	5	08/27/08 4:42	ear/aeh
Nickel, total (3050)	M6010B ICP	6			mg/Kg	1	5	08/27/08 4:42	ear/aeh
Selenium, total (3050)	M6020 ICP-MS	0.13	B	*	mg/Kg	0.05	0.3	08/29/08 3:07	msh
Thallium, total (3050)	M6020 ICP-MS	0.32		*	mg/Kg	0.05	0.3	08/29/08 3:07	msh
Uranium, total (3050)	M6020 ICP-MS	3.70		*	mg/Kg	0.05	0.3	08/29/08 3:07	msh
Zinc, total (3050)	M6010B ICP	75		*	mg/Kg	1	5	08/27/08 4:42	ear/aeh

Soil Analysis

Parameter	EPA Method	Result	Qual	XQ	Units	MDL	PQL	Date	Analyst
Solids, Percent	CLPSOW390, PART F, D-98	86.6		*	%	0.1	0.5	08/13/08 0:39	mjc

Soil Preparation

Parameter	EPA Method	Result	Qual	XQ	Units	MDL	PQL	Date	Analyst
Air Dry at 34 Degrees C	USDA No. 1, 1972			*				08/12/08 19:15	mjc
Digestion - Hot Plate	M3050B ICP-MS							08/22/08 6:25	brd
Sieve-2000 um (2.0mm)	ASA No.9, 15-4.2.2			*				08/21/08 2:51	brd

Arizona license number: AZ0102

** Please refer to Qualifier Reports for details.*

ACZ Laboratories, Inc.
2773 Downhill Drive Steamboat Springs, CO 80487 (800) 334-5493

Inorganic Analytical Results

FMI Gold & Copper - Sierrita
Project ID: OJ07R9
Sample ID: RA-JS-03-1-3

ACZ Sample ID: ***L71041-06***
Date Sampled: *08/07/08 09:17*
Date Received: *08/08/08*
Sample Matrix: *Soil*

Metals Analysis

Parameter	EPA Method	Result	Qual	XQ	Units	MDL	PQL	Date	Analyst
Antimony, total (3050)	M6020 ICP-MS		U	*	mg/Kg	0.2	1	08/29/08 3:14	msh
Arsenic, total (3050)	M6020 ICP-MS	1.1		*	mg/Kg	0.3	0.5	08/29/08 3:14	msh
Barium, total (3050)	M6010B ICP	127			mg/Kg	0.3	2	08/27/08 4:46	ear/aeh
Beryllium, total (3050)	M6010B ICP		U		mg/Kg	0.2	1	08/27/08 4:46	ear/aeh
Cadmium, total (3050)	M6010B ICP		U		mg/Kg	0.5	2	08/27/08 4:46	ear/aeh
Chromium, total (3050)	M6010B ICP	4	B	*	mg/Kg	1	5	08/27/08 4:46	ear/aeh
Cobalt, total (3050)	M6010B ICP	6		*	mg/Kg	1	5	08/27/08 4:46	ear/aeh
Copper, total (3050)	M6010B ICP	62		*	mg/Kg	1	5	08/27/08 4:46	ear/aeh
Lead, total (3050)	M6020 ICP-MS	2.81			mg/Kg	0.05	0.3	09/02/08 19:41	msh
Manganese, total (3050)	M6010B ICP	228		*	mg/Kg	0.5	3	08/27/08 4:46	ear/aeh
Mercury, total	M7471A CVAA		U		mg/Kg	0.04	0.2	08/16/08 19:23	jws
Molybdenum, total (3050)	M6010B ICP	12		*	mg/Kg	1	5	08/27/08 4:46	ear/aeh
Nickel, total (3050)	M6010B ICP	6			mg/Kg	1	5	08/27/08 4:46	ear/aeh
Selenium, total (3050)	M6020 ICP-MS	0.05	B	*	mg/Kg	0.05	0.3	08/29/08 3:14	msh
Thallium, total (3050)	M6020 ICP-MS	0.26	B	*	mg/Kg	0.05	0.3	08/29/08 3:14	msh
Uranium, total (3050)	M6020 ICP-MS	3.33		*	mg/Kg	0.05	0.3	08/29/08 3:14	msh
Zinc, total (3050)	M6010B ICP	63		*	mg/Kg	1	5	08/27/08 4:46	ear/aeh

Soil Analysis

Parameter	EPA Method	Result	Qual	XQ	Units	MDL	PQL	Date	Analyst
Solids, Percent	CLPSOW390, PART F, D-98	90.4		*	%	0.1	0.5	08/13/08 1:38	mjc

Soil Preparation

Parameter	EPA Method	Result	Qual	XQ	Units	MDL	PQL	Date	Analyst
Air Dry at 34 Degrees C	USDA No. 1, 1972			*				08/12/08 19:21	mjc
Digestion - Hot Plate	M3050B ICP-MS							08/22/08 7:17	brd
Sieve-2000 um (2.0mm)	ASA No.9, 15-4.2.2			*				08/21/08 3:49	brd

Arizona license number: AZ0102

** Please refer to Qualifier Reports for details.*

ACZ Laboratories, Inc.
2773 Downhill Drive Steamboat Springs, CO 80487 (800) 334-5493

Inorganic Analytical Results

FMI Gold & Copper - Sierrita
Project ID: OJ07R9
Sample ID: RA-JS-05-0-1

ACZ Sample ID: ***L71041-07***
Date Sampled: *08/07/08 09:46*
Date Received: *08/08/08*
Sample Matrix: *Soil*

Metals Analysis

Parameter	EPA Method	Result	Qual	XQ	Units	MDL	PQL	Date	Analyst
Antimony, total (3050)	M6020 ICP-MS	0.4	B	*	mg/Kg	0.2	1	08/29/08 3:20	msh
Arsenic, total (3050)	M6020 ICP-MS	5.2		*	mg/Kg	0.3	0.5	08/29/08 3:20	msh
Barium, total (3050)	M6010B ICP	52.2			mg/Kg	0.3	2	08/27/08 4:49	ear/aeh
Beryllium, total (3050)	M6010B ICP	0.4	B		mg/Kg	0.2	1	08/27/08 4:49	ear/aeh
Cadmium, total (3050)	M6010B ICP		U		mg/Kg	0.5	2	08/27/08 4:49	ear/aeh
Chromium, total (3050)	M6010B ICP	2	B	*	mg/Kg	1	5	08/27/08 4:49	ear/aeh
Cobalt, total (3050)	M6010B ICP	4	B	*	mg/Kg	1	5	08/27/08 4:49	ear/aeh
Copper, total (3050)	M6010B ICP	380		*	mg/Kg	1	5	08/27/08 4:49	ear/aeh
Lead, total (3050)	M6020 ICP-MS	24.50		*	mg/Kg	0.05	0.3	08/29/08 3:20	msh
Manganese, total (3050)	M6010B ICP	169		*	mg/Kg	0.5	3	08/27/08 4:49	ear/aeh
Mercury, total	M7471A CVAA		U		mg/Kg	0.04	0.2	08/16/08 19:30	jws
Molybdenum, total (3050)	M6010B ICP	157		*	mg/Kg	1	5	08/27/08 4:49	ear/aeh
Nickel, total (3050)	M6010B ICP	3	B		mg/Kg	1	5	08/27/08 4:49	ear/aeh
Selenium, total (3050)	M6020 ICP-MS	0.33		*	mg/Kg	0.05	0.3	08/29/08 3:20	msh
Thallium, total (3050)	M6020 ICP-MS	0.14	B	*	mg/Kg	0.05	0.3	08/29/08 3:20	msh
Uranium, total (3050)	M6020 ICP-MS	6.88		*	mg/Kg	0.05	0.3	08/29/08 3:20	msh
Zinc, total (3050)	M6010B ICP	82		*	mg/Kg	1	5	08/27/08 4:49	ear/aeh

Soil Analysis

Parameter	EPA Method	Result	Qual	XQ	Units	MDL	PQL	Date	Analyst
Solids, Percent	CLPSOW390, PART F, D-98	88.2		*	%	0.1	0.5	08/13/08 2:37	mjc

Soil Preparation

Parameter	EPA Method	Result	Qual	XQ	Units	MDL	PQL	Date	Analyst
Air Dry at 34 Degrees C	USDA No. 1, 1972			*				08/12/08 19:27	mjc
Digestion - Hot Plate	M3050B ICP-MS							08/22/08 8:08	brd
Sieve-2000 um (2.0mm)	ASA No.9, 15-4.2.2			*				08/21/08 4:47	brd

Arizona license number: AZ0102

** Please refer to Qualifier Reports for details.*

ACZ Laboratories, Inc.
2773 Downhill Drive Steamboat Springs, CO 80487 (800) 334-5493

Inorganic Analytical Results

FMI Gold & Copper - Sierrita
Project ID: OJ07R9
Sample ID: RA-JS-05-1-3

ACZ Sample ID: ***L71041-08***
Date Sampled: *08/07/08 09:46*
Date Received: *08/08/08*
Sample Matrix: *Soil*

Metals Analysis

Parameter	EPA Method	Result	Qual	XQ	Units	MDL	PQL	Date	Analyst
Antimony, total (3050)	M6020 ICP-MS	0.6	B	*	mg/Kg	0.2	1	08/29/08 3:26	msh
Arsenic, total (3050)	M6020 ICP-MS	3.1		*	mg/Kg	0.3	0.5	08/29/08 3:26	msh
Barium, total (3050)	M6010B ICP	53.5			mg/Kg	0.3	2	08/27/08 4:53	ear/aeh
Beryllium, total (3050)	M6010B ICP		U		mg/Kg	0.2	1	08/27/08 4:53	ear/aeh
Cadmium, total (3050)	M6010B ICP		U		mg/Kg	0.5	2	08/27/08 4:53	ear/aeh
Chromium, total (3050)	M6010B ICP	2	B	*	mg/Kg	1	5	08/27/08 4:53	ear/aeh
Cobalt, total (3050)	M6010B ICP	5	B	*	mg/Kg	1	5	08/27/08 4:53	ear/aeh
Copper, total (3050)	M6010B ICP	284		*	mg/Kg	1	5	08/27/08 4:53	ear/aeh
Lead, total (3050)	M6020 ICP-MS	8.63		*	mg/Kg	0.05	0.3	08/29/08 3:26	msh
Manganese, total (3050)	M6010B ICP	210		*	mg/Kg	0.5	3	08/27/08 4:53	ear/aeh
Mercury, total	M7471A CVAA		U		mg/Kg	0.04	0.2	08/16/08 19:32	jws
Molybdenum, total (3050)	M6010B ICP	25		*	mg/Kg	1	5	08/27/08 4:53	ear/aeh
Nickel, total (3050)	M6010B ICP	3	B		mg/Kg	1	5	08/27/08 4:53	ear/aeh
Selenium, total (3050)	M6020 ICP-MS	0.15	B	*	mg/Kg	0.05	0.3	08/29/08 3:26	msh
Thallium, total (3050)	M6020 ICP-MS	0.15	B	*	mg/Kg	0.05	0.3	08/29/08 3:26	msh
Uranium, total (3050)	M6020 ICP-MS	8.31		*	mg/Kg	0.05	0.3	08/29/08 3:26	msh
Zinc, total (3050)	M6010B ICP	87		*	mg/Kg	1	5	08/27/08 4:53	ear/aeh

Soil Analysis

Parameter	EPA Method	Result	Qual	XQ	Units	MDL	PQL	Date	Analyst
Solids, Percent	CLPSOW390, PART F, D-98	92.2		*	%	0.1	0.5	08/13/08 3:36	mjc

Soil Preparation

Parameter	EPA Method	Result	Qual	XQ	Units	MDL	PQL	Date	Analyst
Air Dry at 34 Degrees C	USDA No. 1, 1972			*				08/12/08 19:33	mjc
Digestion - Hot Plate	M3050B ICP-MS							08/22/08 9:00	brd
Sieve-2000 um (2.0mm)	ASA No.9, 15-4.2.2			*				08/21/08 5:44	brd

Arizona license number: AZ0102

** Please refer to Qualifier Reports for details.*

ACZ Laboratories, Inc.
2773 Downhill Drive Steamboat Springs, CO 80487 (800) 334-5493

Inorganic Analytical Results

FMI Gold & Copper - Sierrita
Project ID: OJ07R9
Sample ID: EM-P24-0-1

ACZ Sample ID: ***L71041-09***
Date Sampled: *08/07/08 10:30*
Date Received: *08/08/08*
Sample Matrix: *Soil*

Metals Analysis

Parameter	EPA Method	Result	Qual	XQ	Units	MDL	PQL	Date	Analyst
Antimony, total (3050)	M6020 ICP-MS		U	*	mg/Kg	0.2	1	08/29/08 3:33	msh
Arsenic, total (3050)	M6020 ICP-MS	2.3		*	mg/Kg	0.3	0.5	08/29/08 3:33	msh
Barium, total (3050)	M6010B ICP	104			mg/Kg	0.3	2	08/27/08 4:57	ear/aeh
Beryllium, total (3050)	M6010B ICP	0.7	B		mg/Kg	0.2	1	08/27/08 4:57	ear/aeh
Cadmium, total (3050)	M6010B ICP		U		mg/Kg	0.5	2	08/27/08 4:57	ear/aeh
Chromium, total (3050)	M6010B ICP	5		*	mg/Kg	1	5	08/27/08 4:57	ear/aeh
Cobalt, total (3050)	M6010B ICP	10		*	mg/Kg	1	5	08/27/08 4:57	ear/aeh
Copper, total (3050)	M6010B ICP	719		*	mg/Kg	1	5	08/27/08 4:57	ear/aeh
Lead, total (3050)	M6020 ICP-MS	15.00		*	mg/Kg	0.05	0.3	08/29/08 3:33	msh
Manganese, total (3050)	M6010B ICP	379		*	mg/Kg	0.5	3	08/27/08 4:57	ear/aeh
Mercury, total	M7471A CVAA		U		mg/Kg	0.04	0.2	08/16/08 19:34	jws
Molybdenum, total (3050)	M6010B ICP	60		*	mg/Kg	1	5	08/27/08 4:57	ear/aeh
Nickel, total (3050)	M6010B ICP	7			mg/Kg	1	5	08/27/08 4:57	ear/aeh
Selenium, total (3050)	M6020 ICP-MS	0.36		*	mg/Kg	0.05	0.3	08/29/08 3:33	msh
Thallium, total (3050)	M6020 ICP-MS	0.24	B	*	mg/Kg	0.05	0.3	08/29/08 3:33	msh
Uranium, total (3050)	M6020 ICP-MS	4.54		*	mg/Kg	0.05	0.3	08/29/08 3:33	msh
Zinc, total (3050)	M6010B ICP	82		*	mg/Kg	1	5	08/27/08 4:57	ear/aeh

Soil Analysis

Parameter	EPA Method	Result	Qual	XQ	Units	MDL	PQL	Date	Analyst
Solids, Percent	CLPSOW390, PART F, D-98	98.1		*	%	0.1	0.5	08/13/08 4:35	mjc

Soil Preparation

Parameter	EPA Method	Result	Qual	XQ	Units	MDL	PQL	Date	Analyst
Air Dry at 34 Degrees C	USDA No. 1, 1972			*				08/12/08 19:39	mjc
Digestion - Hot Plate	M3050B ICP-MS							08/22/08 9:51	brd
Sieve-2000 um (2.0mm)	ASA No.9, 15-4.2.2			*				08/21/08 6:42	brd

Arizona license number: AZ0102

** Please refer to Qualifier Reports for details.*

ACZ Laboratories, Inc.
2773 Downhill Drive Steamboat Springs, CO 80487 (800) 334-5493

Inorganic Analytical Results

FMI Gold & Copper - Sierrita
Project ID: OJ07R9
Sample ID: EM-P24-1-3

ACZ Sample ID: ***L71041-10***
Date Sampled: *08/07/08 10:30*
Date Received: *08/08/08*
Sample Matrix: *Soil*

Metals Analysis

Parameter	EPA Method	Result	Qual	XQ	Units	MDL	PQL	Date	Analyst
Antimony, total (3050)	M6020 ICP-MS		U	*	mg/Kg	0.2	1	08/29/08 3:39	msh
Arsenic, total (3050)	M6020 ICP-MS	2.6		*	mg/Kg	0.3	0.5	08/29/08 3:39	msh
Barium, total (3050)	M6010B ICP	79.9			mg/Kg	0.3	2	08/27/08 5:00	ear/aeh
Beryllium, total (3050)	M6010B ICP	0.5	B		mg/Kg	0.2	1	08/27/08 5:00	ear/aeh
Cadmium, total (3050)	M6010B ICP		U		mg/Kg	0.5	2	08/27/08 5:00	ear/aeh
Chromium, total (3050)	M6010B ICP	6		*	mg/Kg	1	5	08/27/08 5:00	ear/aeh
Cobalt, total (3050)	M6010B ICP	5	B	*	mg/Kg	1	5	08/27/08 5:00	ear/aeh
Copper, total (3050)	M6010B ICP	483		*	mg/Kg	1	5	08/27/08 5:00	ear/aeh
Lead, total (3050)	M6020 ICP-MS	14.60		*	mg/Kg	0.05	0.3	08/29/08 3:39	msh
Manganese, total (3050)	M6010B ICP	146		*	mg/Kg	0.5	3	08/27/08 5:00	ear/aeh
Mercury, total	M7471A CVAA		U		mg/Kg	0.04	0.2	08/16/08 19:37	jws
Molybdenum, total (3050)	M6010B ICP	260		*	mg/Kg	1	5	08/27/08 5:00	ear/aeh
Nickel, total (3050)	M6010B ICP	4	B		mg/Kg	1	5	08/27/08 5:00	ear/aeh
Selenium, total (3050)	M6020 ICP-MS	0.48		*	mg/Kg	0.05	0.3	08/29/08 3:39	msh
Thallium, total (3050)	M6020 ICP-MS	0.17	B	*	mg/Kg	0.05	0.3	08/29/08 3:39	msh
Uranium, total (3050)	M6020 ICP-MS	5.44		*	mg/Kg	0.05	0.3	08/29/08 3:39	msh
Zinc, total (3050)	M6010B ICP	64		*	mg/Kg	1	5	08/27/08 5:00	ear/aeh

Soil Analysis

Parameter	EPA Method	Result	Qual	XQ	Units	MDL	PQL	Date	Analyst
Solids, Percent	CLPSOW390, PART F, D-98	93.5		*	%	0.1	0.5	08/13/08 5:34	mjc

Soil Preparation

Parameter	EPA Method	Result	Qual	XQ	Units	MDL	PQL	Date	Analyst
Air Dry at 34 Degrees C	USDA No. 1, 1972			*				08/12/08 19:45	mjc
Digestion - Hot Plate	M3050B ICP-MS							08/22/08 10:42	brd
Sieve-2000 um (2.0mm)	ASA No.9, 15-4.2.2			*				08/21/08 7:40	brd

Arizona license number: AZ0102

** Please refer to Qualifier Reports for details.*

ACZ Laboratories, Inc.
2773 Downhill Drive Steamboat Springs, CO 80487 (800) 334-5493

Inorganic Analytical Results

FMI Gold & Copper - Sierrita
Project ID: OJ07R9
Sample ID: EM-P24-10-11

ACZ Sample ID: ***L71041-11***
Date Sampled: *08/07/08 10:56*
Date Received: *08/08/08*
Sample Matrix: *Soil*

Metals Analysis

Parameter	EPA Method	Result	Qual	XQ	Units	MDL	PQL	Date	Analyst
Antimony, total (3050)	M6020 ICP-MS		U	*	mg/Kg	0.2	1	08/29/08 3:45	msh
Arsenic, total (3050)	M6020 ICP-MS	2.1		*	mg/Kg	0.3	0.5	08/29/08 3:45	msh
Barium, total (3050)	M6010B ICP	132			mg/Kg	0.3	2	08/27/08 5:04	ear/aeh
Beryllium, total (3050)	M6010B ICP	0.9	B		mg/Kg	0.2	1	08/27/08 5:04	ear/aeh
Cadmium, total (3050)	M6010B ICP		U		mg/Kg	0.5	2	08/27/08 5:04	ear/aeh
Chromium, total (3050)	M6010B ICP	3	B	*	mg/Kg	1	5	08/27/08 5:04	ear/aeh
Cobalt, total (3050)	M6010B ICP	8		*	mg/Kg	1	5	08/27/08 5:04	ear/aeh
Copper, total (3050)	M6010B ICP	348		*	mg/Kg	1	5	08/27/08 5:04	ear/aeh
Lead, total (3050)	M6020 ICP-MS	104		*	mg/Kg	0.05	0.3	08/29/08 3:45	msh
Manganese, total (3050)	M6010B ICP	293		*	mg/Kg	0.5	3	08/27/08 5:04	ear/aeh
Mercury, total	M7471A CVAA		U		mg/Kg	0.04	0.2	08/16/08 19:44	jws
Molybdenum, total (3050)	M6010B ICP	9		*	mg/Kg	1	5	08/27/08 5:04	ear/aeh
Nickel, total (3050)	M6010B ICP	8			mg/Kg	1	5	08/27/08 5:04	ear/aeh
Selenium, total (3050)	M6020 ICP-MS	0.14	B	*	mg/Kg	0.05	0.3	08/29/08 3:45	msh
Thallium, total (3050)	M6020 ICP-MS	0.28	B	*	mg/Kg	0.05	0.3	08/29/08 3:45	msh
Uranium, total (3050)	M6020 ICP-MS	6.46		*	mg/Kg	0.05	0.3	08/29/08 3:45	msh
Zinc, total (3050)	M6010B ICP	550		*	mg/Kg	1	5	08/27/08 5:04	ear/aeh

Soil Analysis

Parameter	EPA Method	Result	Qual	XQ	Units	MDL	PQL	Date	Analyst
Solids, Percent	CLPSOW390, PART F, D-98	89.1		*	%	0.1	0.5	08/13/08 6:33	mjc

Soil Preparation

Parameter	EPA Method	Result	Qual	XQ	Units	MDL	PQL	Date	Analyst
Air Dry at 34 Degrees C	USDA No. 1, 1972			*				08/12/08 19:51	mjc
Digestion - Hot Plate	M3050B ICP-MS							08/22/08 11:34	brd
Sieve-2000 um (2.0mm)	ASA No.9, 15-4.2.2			*				08/21/08 8:38	brd

Arizona license number: AZ0102

** Please refer to Qualifier Reports for details.*

ACZ Laboratories, Inc.
2773 Downhill Drive Steamboat Springs, CO 80487 (800) 334-5493

Inorganic Analytical Results

FMI Gold & Copper - Sierrita
Project ID: OJ07R9
Sample ID: RA-JS-01-0-1

ACZ Sample ID: ***L71041-12***
Date Sampled: *08/07/08 12:39*
Date Received: *08/08/08*
Sample Matrix: *Soil*

Metals Analysis

Parameter	EPA Method	Result	Qual	XQ	Units	MDL	PQL	Date	Analyst
Antimony, total (3050)	M6020 ICP-MS	0.6	B	*	mg/Kg	0.2	1	08/29/08 3:52	msh
Arsenic, total (3050)	M6020 ICP-MS	9.7		*	mg/Kg	0.3	0.5	08/29/08 3:52	msh
Barium, total (3050)	M6010B ICP	67.3			mg/Kg	0.3	2	08/27/08 5:15	ear/aeh
Beryllium, total (3050)	M6010B ICP	0.9	B		mg/Kg	0.2	1	08/27/08 5:15	ear/aeh
Cadmium, total (3050)	M6010B ICP		U		mg/Kg	0.5	2	08/27/08 5:15	ear/aeh
Chromium, total (3050)	M6010B ICP	5	B	*	mg/Kg	1	5	08/27/08 5:15	ear/aeh
Cobalt, total (3050)	M6010B ICP	7		*	mg/Kg	1	5	08/27/08 5:15	ear/aeh
Copper, total (3050)	M6010B ICP	3550		*	mg/Kg	1	5	08/27/08 5:15	ear/aeh
Lead, total (3050)	M6020 ICP-MS	64.70		*	mg/Kg	0.05	0.3	08/29/08 3:52	msh
Manganese, total (3050)	M6010B ICP	401		*	mg/Kg	0.5	3	08/27/08 5:15	ear/aeh
Mercury, total	M7471A CVAA	0.07	B		mg/Kg	0.05	0.2	08/16/08 19:46	jws
Molybdenum, total (3050)	M6010B ICP	955		*	mg/Kg	1	5	08/27/08 5:15	ear/aeh
Nickel, total (3050)	M6010B ICP	4	B		mg/Kg	1	5	08/27/08 5:15	ear/aeh
Selenium, total (3050)	M6020 ICP-MS	1.90		*	mg/Kg	0.05	0.3	08/29/08 3:52	msh
Thallium, total (3050)	M6020 ICP-MS	0.22	B	*	mg/Kg	0.05	0.3	08/29/08 3:52	msh
Uranium, total (3050)	M6020 ICP-MS	4.42		*	mg/Kg	0.05	0.3	08/29/08 3:52	msh
Zinc, total (3050)	M6010B ICP	133		*	mg/Kg	1	5	08/27/08 5:15	ear/aeh

Soil Analysis

Parameter	EPA Method	Result	Qual	XQ	Units	MDL	PQL	Date	Analyst
Solids, Percent	CLPSOW390, PART F, D-98	83.1		*	%	0.1	0.5	08/13/08 7:32	mjc

Soil Preparation

Parameter	EPA Method	Result	Qual	XQ	Units	MDL	PQL	Date	Analyst
Air Dry at 34 Degrees C	USDA No. 1, 1972			*				08/12/08 19:57	mjc
Digestion - Hot Plate	M3050B ICP-MS							08/22/08 12:25	brd
Sieve-2000 um (2.0mm)	ASA No.9, 15-4.2.2			*				08/21/08 9:36	brd

Arizona license number: AZ0102

** Please refer to Qualifier Reports for details.*

ACZ Laboratories, Inc.
2773 Downhill Drive Steamboat Springs, CO 80487 (800) 334-5493

Inorganic Analytical Results

FMI Gold & Copper - Sierrita
Project ID: OJ07R9
Sample ID: RA-JS-01-1-3

ACZ Sample ID: ***L71041-13***
Date Sampled: *08/07/08 12:39*
Date Received: *08/08/08*
Sample Matrix: *Soil*

Metals Analysis

Parameter	EPA Method	Result	Qual	XQ	Units	MDL	PQL	Date	Analyst
Antimony, total (3050)	M6020 ICP-MS	0.8	B	*	mg/Kg	0.2	1	08/29/08 4:11	msh
Arsenic, total (3050)	M6020 ICP-MS	16.8		*	mg/Kg	0.3	0.5	08/29/08 4:11	msh
Barium, total (3050)	M6010B ICP	99.1			mg/Kg	0.3	2	08/27/08 5:19	ear/aeh
Beryllium, total (3050)	M6010B ICP	2.1			mg/Kg	0.2	1	08/27/08 5:19	ear/aeh
Cadmium, total (3050)	M6010B ICP		U		mg/Kg	0.5	2	08/27/08 5:19	ear/aeh
Chromium, total (3050)	M6010B ICP	8		*	mg/Kg	1	5	08/27/08 5:19	ear/aeh
Cobalt, total (3050)	M6010B ICP	13		*	mg/Kg	1	5	08/27/08 5:19	ear/aeh
Copper, total (3050)	M6010B ICP	4020		*	mg/Kg	1	5	08/27/08 5:19	ear/aeh
Lead, total (3050)	M6020 ICP-MS	120		*	mg/Kg	0.05	0.3	08/29/08 4:11	msh
Manganese, total (3050)	M6010B ICP	566		*	mg/Kg	0.5	3	08/27/08 5:19	ear/aeh
Mercury, total	M7471A CVAA	0.08	B		mg/Kg	0.05	0.2	08/16/08 19:48	jws
Molybdenum, total (3050)	M6010B ICP	767		*	mg/Kg	1	5	08/27/08 5:19	ear/aeh
Nickel, total (3050)	M6010B ICP	7			mg/Kg	1	5	08/27/08 5:19	ear/aeh
Selenium, total (3050)	M6020 ICP-MS	2.17		*	mg/Kg	0.05	0.3	08/29/08 4:11	msh
Thallium, total (3050)	M6020 ICP-MS	0.28	B	*	mg/Kg	0.05	0.3	08/29/08 4:11	msh
Uranium, total (3050)	M6020 ICP-MS	13.40		*	mg/Kg	0.05	0.3	08/29/08 4:11	msh
Zinc, total (3050)	M6010B ICP	173		*	mg/Kg	1	5	08/27/08 5:19	ear/aeh

Soil Analysis

Parameter	EPA Method	Result	Qual	XQ	Units	MDL	PQL	Date	Analyst
Solids, Percent	CLPSOW390, PART F, D-98	76.9		*	%	0.1	0.5	08/13/08 8:31	mjc

Soil Preparation

Parameter	EPA Method	Result	Qual	XQ	Units	MDL	PQL	Date	Analyst
Air Dry at 34 Degrees C	USDA No. 1, 1972			*				08/12/08 20:03	mjc
Digestion - Hot Plate	M3050B ICP-MS							08/22/08 13:17	brd
Sieve-2000 um (2.0mm)	ASA No.9, 15-4.2.2			*				08/21/08 10:34	brd

Arizona license number: AZ0102

** Please refer to Qualifier Reports for details.*

ACZ Laboratories, Inc.
2773 Downhill Drive Steamboat Springs, CO 80487 (800) 334-5493

Inorganic Analytical Results

FMI Gold & Copper - Sierrita
Project ID: OJ07R9
Sample ID: RA-JS-01-5-7

ACZ Sample ID: ***L71041-14***
Date Sampled: *08/07/08 12:42*
Date Received: *08/08/08*
Sample Matrix: *Soil*

Metals Analysis

Parameter	EPA Method	Result	Qual	XQ	Units	MDL	PQL	Date	Analyst
Antimony, total (3050)	M6020 ICP-MS	0.9	B	*	mg/Kg	0.2	1	08/29/08 4:17	msh
Arsenic, total (3050)	M6020 ICP-MS	13.5		*	mg/Kg	0.3	0.5	08/29/08 4:17	msh
Barium, total (3050)	M6010B ICP	83.7			mg/Kg	0.3	2	08/27/08 5:22	ear/aeh
Beryllium, total (3050)	M6010B ICP	0.8	B		mg/Kg	0.2	1	08/27/08 5:22	ear/aeh
Cadmium, total (3050)	M6010B ICP		U		mg/Kg	0.5	2	08/27/08 5:22	ear/aeh
Chromium, total (3050)	M6010B ICP	6		*	mg/Kg	1	5	08/27/08 5:22	ear/aeh
Cobalt, total (3050)	M6010B ICP	16		*	mg/Kg	1	5	08/27/08 5:22	ear/aeh
Copper, total (3050)	M6010B ICP	7520		*	mg/Kg	1	5	08/27/08 5:22	ear/aeh
Lead, total (3050)	M6020 ICP-MS	78.60		*	mg/Kg	0.05	0.3	08/29/08 4:17	msh
Manganese, total (3050)	M6010B ICP	276		*	mg/Kg	0.5	3	08/27/08 5:22	ear/aeh
Mercury, total	M7471A CVAA		U		mg/Kg	0.04	0.2	08/16/08 19:51	jws
Molybdenum, total (3050)	M6010B ICP	525		*	mg/Kg	1	5	08/27/08 5:22	ear/aeh
Nickel, total (3050)	M6010B ICP	7			mg/Kg	1	5	08/27/08 5:22	ear/aeh
Selenium, total (3050)	M6020 ICP-MS	2.43		*	mg/Kg	0.05	0.3	08/29/08 4:17	msh
Thallium, total (3050)	M6020 ICP-MS	0.19	B	*	mg/Kg	0.05	0.3	08/29/08 4:17	msh
Uranium, total (3050)	M6020 ICP-MS	6.59		*	mg/Kg	0.05	0.3	08/29/08 4:17	msh
Zinc, total (3050)	M6010B ICP	125		*	mg/Kg	1	5	08/27/08 5:22	ear/aeh

Soil Analysis

Parameter	EPA Method	Result	Qual	XQ	Units	MDL	PQL	Date	Analyst
Solids, Percent	CLPSOW390, PART F, D-98	90.8		*	%	0.1	0.5	08/13/08 9:31	mjc

Soil Preparation

Parameter	EPA Method	Result	Qual	XQ	Units	MDL	PQL	Date	Analyst
Air Dry at 34 Degrees C	USDA No. 1, 1972			*				08/12/08 20:09	mjc
Digestion - Hot Plate	M3050B ICP-MS							08/22/08 14:08	brd
Sieve-2000 um (2.0mm)	ASA No.9, 15-4.2.2			*				08/21/08 11:32	brd

Arizona license number: AZ0102

** Please refer to Qualifier Reports for details.*

ACZ Laboratories, Inc.
2773 Downhill Drive Steamboat Springs, CO 80487 (800) 334-5493

Inorganic Analytical Results

FMI Gold & Copper - Sierrita
Project ID: OJ07R9
Sample ID: EM-P24-5-7

ACZ Sample ID: ***L71041-15***
Date Sampled: *08/07/08 10:45*
Date Received: *08/08/08*
Sample Matrix: *Soil*

Metals Analysis

Parameter	EPA Method	Result	Qual	XQ	Units	MDL	PQL	Date	Analyst
Antimony, total (3050)	M6020 ICP-MS		U	*	mg/Kg	0.2	1	08/29/08 4:23	msh
Arsenic, total (3050)	M6020 ICP-MS	2.3		*	mg/Kg	0.3	0.5	08/29/08 4:23	msh
Barium, total (3050)	M6010B ICP	86.5			mg/Kg	0.3	2	08/27/08 5:26	ear/aeh
Beryllium, total (3050)	M6010B ICP	0.4	B		mg/Kg	0.2	1	08/27/08 5:26	ear/aeh
Cadmium, total (3050)	M6010B ICP		U		mg/Kg	0.5	2	08/27/08 5:26	ear/aeh
Chromium, total (3050)	M6010B ICP	8		*	mg/Kg	1	5	08/27/08 5:26	ear/aeh
Cobalt, total (3050)	M6010B ICP	6		*	mg/Kg	1	5	08/27/08 5:26	ear/aeh
Copper, total (3050)	M6010B ICP	540		*	mg/Kg	1	5	08/27/08 5:26	ear/aeh
Lead, total (3050)	M6020 ICP-MS	24.60		*	mg/Kg	0.05	0.3	08/29/08 4:23	msh
Manganese, total (3050)	M6010B ICP	230		*	mg/Kg	0.5	3	08/27/08 5:26	ear/aeh
Mercury, total	M7471A CVAA		U		mg/Kg	0.04	0.2	08/16/08 19:54	jws
Molybdenum, total (3050)	M6010B ICP	106		*	mg/Kg	1	5	08/27/08 5:26	ear/aeh
Nickel, total (3050)	M6010B ICP	5	B		mg/Kg	1	5	08/27/08 5:26	ear/aeh
Selenium, total (3050)	M6020 ICP-MS	0.27	B	*	mg/Kg	0.05	0.3	08/29/08 4:23	msh
Thallium, total (3050)	M6020 ICP-MS	0.16	B	*	mg/Kg	0.05	0.3	08/29/08 4:23	msh
Uranium, total (3050)	M6020 ICP-MS	3.97		*	mg/Kg	0.05	0.3	08/29/08 4:23	msh
Zinc, total (3050)	M6010B ICP	89		*	mg/Kg	1	5	08/27/08 5:26	ear/aeh

Soil Analysis

Parameter	EPA Method	Result	Qual	XQ	Units	MDL	PQL	Date	Analyst
Solids, Percent	CLPSOW390, PART F, D-98	95.7		*	%	0.1	0.5	08/13/08 10:30	mjc

Soil Preparation

Parameter	EPA Method	Result	Qual	XQ	Units	MDL	PQL	Date	Analyst
Air Dry at 34 Degrees C	USDA No. 1, 1972			*				08/12/08 20:15	mjc
Digestion - Hot Plate	M3050B ICP-MS							08/22/08 15:00	brd
Sieve-2000 um (2.0mm)	ASA No.9, 15-4.2.2			*				08/21/08 12:29	brd

Arizona license number: AZ0102

** Please refer to Qualifier Reports for details.*

Report Header Explanations

Batch	A distinct set of samples analyzed at a specific time
Found	Value of the QC Type of interest
Limit	Upper limit for RPD, in %.
Lower	Lower Recovery Limit, in % (except for LCSS, mg/Kg)
MDL	Method Detection Limit. Same as Minimum Reporting Limit. Allows for instrument and annual fluctuations.
PCN/SCN	A number assigned to reagents/standards to trace to the manufacturer's certificate of analysis
PQL	Practical Quantitation Limit, typically 5 times the MDL.
QC	True Value of the Control Sample or the amount added to the Spike
Rec	Amount of the true value or spike added recovered, in % (except for LCSS, mg/Kg)
RPD	Relative Percent Difference, calculation used for Duplicate QC Types
Upper	Upper Recovery Limit, in % (except for LCSS, mg/Kg)
Sample	Value of the Sample of interest

QC Sample Types

AS	Analytical Spike (Post Digestion)	*LCSWD*	Laboratory Control Sample - Water Duplicate
ASD	Analytical Spike (Post Digestion) Duplicate	*LFB*	Laboratory Fortified Blank
CCB	Continuing Calibration Blank	*LFM*	Laboratory Fortified Matrix
CCV	Continuing Calivation Verification standard	*LFMD*	Laboratory Fortified Matrix Duplicate
DUP	Sample Duplicate	*LRB*	Laboratory Reagent Blank
ICB	Initial Calibration Blank	*MS*	Matrix Spike
ICV	Initial Calibration Verification standard	*MSD*	Matrix Spike Duplicate
ICSAB	Inter-element Correction Standard - A plus B solutions	*PBS*	Prep Blank - Soil
LCSS	Laboratory Control Sample - Soil	*PBW*	Prep Blank - Water
LCSSD	Laboratory Control Sample - Soil Duplicate	*PQV*	Practical Quantitation Verification standard
LCSW	Laboratory Control Sample - Water	*SDL*	Serial Dilution

QC Sample Type Explanations

Blanks	Verifies that there is no or minimal contamination in the prep method or calibration procedure.
Control Samples	Verifies the accuracy of the method, including the prep procedure.
Duplicates	Verifies the precision of the instrument and/or method.
Spikes/Fortified Matrix	Determines sample matrix interferences, if any.
Standard	Verifies the validity of the calibration.

ACZ Qualifiers (Qual)

B	Analyte concentration detected at a value between MDL and PQL.
H	Analysis exceeded method hold time. pH is a field test with an immediate hold time.
U	Analyte was analyzed for but not detected at the indicated MDL

Method References

(1) EPA 600/4-83-020. Methods for Chemical Analysis of Water and Wastes, March 1983.
(2) EPA 600/R-93-100. Methods for the Determination of Inorganic Substances in Environmental Samples, August 1993.
(3) EPA 600/R-94-111. Methods for the Determination of Metals in Environmental Samples - Supplement I, May 1994.
(5) EPA SW-846. Test Methods for Evaluating Solid Waste, Third Edition with Update III, December 1996.
(6) Standard Methods for the Examination of Water and Wastewater, 19th edition, 1995.

Comments

(1) QC results calculated from raw data. Results may vary slightly if the rounded values are used in the calculations.
(2) Soil, Sludge, and Plant matrices for Inorganic analyses are reported on a dry weight basis.
(3) Animal matrices for Inorganic analyses are reported on an "as received" basis.

FMI Gold & Copper - Sierrita
Project ID: OJ07R9

ACZ Project ID: ***L71041***

Antimony, total (3050) M6020 ICP-MS

ACZ ID	Type	Analyzed	PCN/SCN	QC	Sample	Found	Units	Rec	Lower	Upper	RPD	Limit	Qual
WG250716													
WG250716ICV	ICV	08/29/08 1:18	MS080813-2	.02006		.02054	mg/L	102.4	90	110			
WG250716ICB	ICB	08/29/08 1:25				U	mg/L		-0.0012	0.0012			
WG250425PBS	PBS	08/29/08 1:51				U	mg/Kg		-0.6	0.6			
WG250425LCSS	LCSS	08/29/08 1:57	PCN30289	126		76.4	mg/Kg		63.3	189			
WG250425LCSSD	LCSSD	08/29/08 2:04	PCN30289	126		82.9	mg/Kg		63.3	189	8.2	20	
L71041-02MS	MS	08/29/08 2:29	MS080707-3	5	U	1.84	mg/Kg	36.8	75	125			M2
L71041-02MSD	MSD	08/29/08 2:36	MS080707-3	5	U	1.82	mg/Kg	36.4	75	125	1.09	20	M2

Arsenic, total (3050) M6020 ICP-MS

ACZ ID	Type	Analyzed	PCN/SCN	QC	Sample	Found	Units	Rec	Lower	Upper	RPD	Limit	Qual
WG250716													
WG250716ICV	ICV	08/29/08 1:18	MS080813-2	.05		.05197	mg/L	103.9	90	110			
WG250716ICB	ICB	08/29/08 1:25				U	mg/L		-0.0015	0.0015			
WG250425PBS	PBS	08/29/08 1:51				U	mg/Kg		-0.9	0.9			
WG250425LCSS	LCSS	08/29/08 1:57	PCN30289	225		237.9	mg/Kg		181	270			
WG250425LCSSD	LCSSD	08/29/08 2:04	PCN30289	225		242	mg/Kg		181	270	1.7	20	
L71041-02MS	MS	08/29/08 2:29	MS080707-3	25	1.2	25.3	mg/Kg	96.4	75	125			
L71041-02MSD	MSD	08/29/08 2:36	MS080707-3	25	1.2	26.47	mg/Kg	101.1	75	125	4.52	20	

Barium, total (3050) M6010B ICP

ACZ ID	Type	Analyzed	PCN/SCN	QC	Sample	Found	Units	Rec	Lower	Upper	RPD	Limit	Qual
WG250639													
WG250639ICV	ICV	08/27/08 3:40	II080820-1	2		2.0009	mg/L	100	90	110			
WG250639ICB	ICB	08/27/08 3:44				U	mg/L		-0.009	0.009			
WG250425PBS	PBS	08/27/08 3:58				U	mg/Kg		-0.9	0.9			
WG250425LCSS	LCSS	08/27/08 4:02	PCN30289	565		566.01	mg/Kg		461	669			
WG250425LCSSD	LCSSD	08/27/08 4:06	PCN30289	565		531.73	mg/Kg		461	669	6.2	20	
L71041-01MS	MS	08/27/08 4:17	II080811-3	50.5	81.2	121.94	mg/Kg	80.7	75	125			
L71041-01MSD	MSD	08/27/08 4:20	II080811-3	50.5	81.2	126.54	mg/Kg	89.8	75	125	3.7	20	

Beryllium, total (3050) M6010B ICP

ACZ ID	Type	Analyzed	PCN/SCN	QC	Sample	Found	Units	Rec	Lower	Upper	RPD	Limit	Qual
WG250639													
WG250639ICV	ICV	08/27/08 3:40	II080820-1	2		1.9412	mg/L	97.1	90	110			
WG250639ICB	ICB	08/27/08 3:44				U	mg/L		-0.006	0.006			
WG250425PBS	PBS	08/27/08 3:58				U	mg/Kg		-0.6	0.6			
WG250425LCSS	LCSS	08/27/08 4:02	PCN30289	162		158.18	mg/Kg		134	190			
WG250425LCSSD	LCSSD	08/27/08 4:06	PCN30289	162		152.64	mg/Kg		134	190	3.6	20	
L71041-01MS	MS	08/27/08 4:17	II080811-3	50.5	.5	47.65	mg/Kg	93.4	75	125			
L71041-01MSD	MSD	08/27/08 4:20	II080811-3	50.5	.5	48.38	mg/Kg	94.8	75	125	1.52	20	

FMI Gold & Copper - Sierrita
Project ID: OJ07R9

ACZ Project ID: ***L71041***

Cadmium, total (3050) M6010B ICP

ACZ ID	Type	Analyzed	PCN/SCN	QC	Sample	Found	Units	Rec	Lower	Upper	RPD	Limit	Qual
WG250639													
WG250639ICV	ICV	08/27/08 3:40	II080820-1	2		1.9478	mg/L	97.4	90	110			
WG250639ICB	ICB	08/27/08 3:44				U	mg/L		-0.015	0.015			
WG250425PBS	PBS	08/27/08 3:58				U	mg/Kg		-1.5	1.5			
WG250425LCSS	LCSS	08/27/08 4:02	PCN30289	69.1		64.31	mg/Kg		58.1	80.1			
WG250425LCSSD	LCSSD	08/27/08 4:06	PCN30289	69.1		64.32	mg/Kg		58.1	80.1	0	20	
L71041-01MS	MS	08/27/08 4:17	II080811-3	50.5	U	45.11	mg/Kg	89.3	75	125			
L71041-01MSD	MSD	08/27/08 4:20	II080811-3	50.5	U	45.38	mg/Kg	89.9	75	125	0.6	20	

Chromium, total (3050) M6010B ICP

ACZ ID	Type	Analyzed	PCN/SCN	QC	Sample	Found	Units	Rec	Lower	Upper	RPD	Limit	Qual
WG250639													
WG250639ICV	ICV	08/27/08 3:40	II080820-1	2		1.939	mg/L	97	90	110			
WG250639ICB	ICB	08/27/08 3:44				U	mg/L		-0.03	0.03			
WG250425PBS	PBS	08/27/08 3:58				U	mg/Kg		-3	3			
WG250425LCSS	LCSS	08/27/08 4:02	PCN30289	124		121	mg/Kg		101	147			
WG250425LCSSD	LCSSD	08/27/08 4:06	PCN30289	124		113.7	mg/Kg		101	147	6.2	20	
L71041-01MS	MS	08/27/08 4:17	II080811-3	50.5	6	52.8	mg/Kg	92.7	75	125			
L71041-01MSD	MSD	08/27/08 4:20	II080811-3	50.5	6	64.6	mg/Kg	116	75	125	20.1	20	RD

Cobalt, total (3050) M6010B ICP

ACZ ID	Type	Analyzed	PCN/SCN	QC	Sample	Found	Units	Rec	Lower	Upper	RPD	Limit	Qual
WG250639													
WG250639ICV	ICV	08/27/08 3:40	II080820-1	2.002		1.969	mg/L	98.4	90	110			
WG250639ICB	ICB	08/27/08 3:44				U	mg/L		-0.03	0.03			
WG250425PBS	PBS	08/27/08 3:58				U	mg/Kg		-3	3			
WG250425LCSS	LCSS	08/27/08 4:02	PCN30289	115		114.6	mg/Kg		95.6	135			
WG250425LCSSD	LCSSD	08/27/08 4:06	PCN30289	115		107.4	mg/Kg		95.6	135	6.5	20	
L71041-01MS	MS	08/27/08 4:17	II080811-3	50.5	7	51.5	mg/Kg	88.1	75	125			
L71041-01MSD	MSD	08/27/08 4:20	II080811-3	50.5	7	53.2	mg/Kg	91.5	75	125	3.25	20	

Copper, total (3050) M6010B ICP

ACZ ID	Type	Analyzed	PCN/SCN	QC	Sample	Found	Units	Rec	Lower	Upper	RPD	Limit	Qual
WG250639													
WG250639ICV	ICV	08/27/08 3:40	II080820-1	2		1.963	mg/L	98.2	90	110			
WG250639ICB	ICB	08/27/08 3:44				U	mg/L		-0.03	0.03			
WG250425PBS	PBS	08/27/08 3:58				U	mg/Kg		-3	3			
WG250425LCSS	LCSS	08/27/08 4:02	PCN30289	66.7		64.3	mg/Kg		53.9	79.5			
WG250425LCSSD	LCSSD	08/27/08 4:06	PCN30289	66.7		63.4	mg/Kg		53.9	79.5	1.4	20	
L71041-01MS	MS	08/27/08 4:17	II080811-3	50.5	2750	2394.6	mg/Kg	-703.8	75	125			M3
L71041-01MSD	MSD	08/27/08 4:20	II080811-3	50.5	2750	2512.8	mg/Kg	-469.7	75	125	4.82	20	M3

FMI Gold & Copper - Sierrita
Project ID: OJ07R9

ACZ Project ID: ***L71041***

Lead, total (3050) M6020 ICP-MS

ACZ ID	Type	Analyzed	PCN/SCN	QC	Sample	Found	Units	Rec	Lower	Upper	RPD	Limit	Qual
WG250716													
WG250716ICV	ICV	08/29/08 1:18	MS080813-2	.05		.05175	mg/L	103.5	90	110			
WG250716ICB	ICB	08/29/08 1:25				U	mg/L		-0.0003	0.0003			
WG250425PBS	PBS	08/29/08 1:51				U	mg/Kg		-0.15	0.15			
WG250425LCSS	LCSS	08/29/08 1:57	PCN30289	223		230.85	mg/Kg		183	264			
WG250425LCSSD	LCSSD	08/29/08 2:04	PCN30289	223		234.55	mg/Kg		183	264	1.6	20	
L71041-02MS	MS	08/29/08 2:29	MS080707-3	25	3.89	29.245	mg/Kg	101.4	75	125			
L71041-02MSD	MSD	08/29/08 2:36	MS080707-3	25	3.89	30.235	mg/Kg	105.4	75	125	3.33	20	
WG250918													
WG250918ICV	ICV	09/02/08 18:36	MS080813-2	.05		.04845	mg/L	96.9	90	110			
WG250918ICB	ICB	09/02/08 18:40				U	mg/L		-0.0003	0.0003			
WG250425PBS	PBS	09/02/08 19:26				U	mg/Kg		-0.15	0.15			
WG250425LCSS	LCSS	09/02/08 19:28	PCN30289	223		223.2	mg/Kg		183	264			
WG250425LCSSD	LCSSD	09/02/08 19:30	PCN30289	223		227.95	mg/Kg		183	264	2.1	20	
L71041-02MS	MS	09/02/08 19:36	MS080707-3	25	3.92	30.76	mg/Kg	107.4	75	125			
L71041-02MSD	MSD	09/02/08 19:38	MS080707-3	25	3.92	30.795	mg/Kg	107.5	75	125	0.11	20	

Manganese, total (3050) M6010B ICP

ACZ ID	Type	Analyzed	PCN/SCN	QC	Sample	Found	Units	Rec	Lower	Upper	RPD	Limit	Qual
WG250639													
WG250639ICV	ICV	08/27/08 3:40	II080820-1	2		1.9582	mg/L	97.9	90	110			
WG250639ICB	ICB	08/27/08 3:44				U	mg/L		-0.015	0.015			
WG250425PBS	PBS	08/27/08 3:58				U	mg/Kg		-1.5	1.5			
WG250425LCSS	LCSS	08/27/08 4:02	PCN30289	368		414.04	mg/Kg		304	433			
WG250425LCSSD	LCSSD	08/27/08 4:06	PCN30289	368		338.34	mg/Kg		304	433	20.1	20	
L71041-01MS	MS	08/27/08 4:17	II080811-3	50.5	233	261	mg/Kg	55.4	75	125			M3
L71041-01MSD	MSD	08/27/08 4:20	II080811-3	50.5	233	301.81	mg/Kg	136.3	75	125	14.5	20	M3

Mercury, total M7471A CVAA

ACZ ID	Type	Analyzed	PCN/SCN	QC	Sample	Found	Units	Rec	Lower	Upper	RPD	Limit	Qual
WG250055													
WG250055ICV	ICV	08/16/08 14:09	II080721-4	.01002		.00985	mg/L	98.3	90	110			
WG250055ICB	ICB	08/16/08 14:12				U	mg/L		-0.0006	0.0006			
WG250061													
WG250061PBS	PBS	08/16/08 17:43				U	mg/Kg		-0.12	0.12			
WG250061LCSS	LCSS	08/16/08 17:45	PCN28813	5.8		5.28	mg/Kg		3.83	7.69			
WG250061LCSSD	LCSSD	08/16/08 17:47	PCN28813	5.8		5.36	mg/Kg		3.83	7.69	1.5	20	
L71011-04MS	MS	08/16/08 17:51	II080807-2	.98	U	.981	mg/Kg	100.1	85	115			
L71011-04MSD	MSD	08/16/08 17:54	II080807-2	.99	U	.967	mg/Kg	97.7	85	115	1.44	20	
WG250062													
WG250062PBS	PBS	08/16/08 19:15				U	mg/Kg		-0.12	0.12			
WG250062LCSS	LCSS	08/16/08 19:17	PCN28813	5.8		5.46	mg/Kg		3.83	7.69			
WG250062LCSSD	LCSSD	08/16/08 19:20	PCN28813	5.8		5.19	mg/Kg		3.83	7.69	5.1	20	
L71041-06MS	MS	08/16/08 19:25	II080807-2	1.05	U	1.031	mg/Kg	98.2	85	115			
L71041-06MSD	MSD	08/16/08 19:28	II080807-2	1.04	U	.995	mg/Kg	95.7	85	115	3.55	20	

FMI Gold & Copper - Sierrita ACZ Project ID: ***L71041***

Project ID: OJ07R9

Molybdenum, total (3050) M6010B ICP

ACZ ID	Type	Analyzed	PCN/SCN	QC	Sample	Found	Units	Rec	Lower	Upper	RPD	Limit	Qual
WG250639													
WG250639ICV	ICV	08/27/08 3:40	II080820-1	2		1.976	mg/L	98.8	90	110			
WG250639ICB	ICB	08/27/08 3:44				U	mg/L		-0.03	0.03			
WG250425PBS	PBS	08/27/08 3:58				U	mg/Kg		-3	3			
WG250425LCSS	LCSS	08/27/08 4:02	PCN30289	107		107.3	mg/Kg		83.8	130			
WG250425LCSSD	LCSSD	08/27/08 4:06	PCN30289	107		103.6	mg/Kg		83.8	130	3.5	20	
L71041-01MS	MS	08/27/08 4:17	II080811-3	50.5	403	489.1	mg/Kg	170.5	75	125			M3
L71041-01MSD	MSD	08/27/08 4:20	II080811-3	50.5	403	422.2	mg/Kg	38	75	125	14.68	20	M3

Nickel, total (3050) M6010B ICP

ACZ ID	Type	Analyzed	PCN/SCN	QC	Sample	Found	Units	Rec	Lower	Upper	RPD	Limit	Qual
WG250639													
WG250639ICV	ICV	08/27/08 3:40	II080820-1	2.004		1.924	mg/L	96	90	110			
WG250639ICB	ICB	08/27/08 3:44				U	mg/L		-0.03	0.03			
WG250425PBS	PBS	08/27/08 3:58				U	mg/Kg		-3	3			
WG250425LCSS	LCSS	08/27/08 4:02	PCN30289	172		166.2	mg/Kg		140	204			
WG250425LCSSD	LCSSD	08/27/08 4:06	PCN30289	172		160.9	mg/Kg		140	204	3.2	20	
L71041-01MS	MS	08/27/08 4:17	II080811-3	50.3485	5	49.7	mg/Kg	88.8	75	125			
L71041-01MSD	MSD	08/27/08 4:20	II080811-3	50.3485	5	50.6	mg/Kg	90.6	75	125	1.79	20	

Selenium, total (3050) M6020 ICP-MS

ACZ ID	Type	Analyzed	PCN/SCN	QC	Sample	Found	Units	Rec	Lower	Upper	RPD	Limit	Qual
WG250716													
WG250716ICV	ICV	08/29/08 1:18	MS080813-2	.05		.05157	mg/L	103.1	90	110			
WG250716ICB	ICB	08/29/08 1:25				U	mg/L		-0.0003	0.0003			
WG250425PBS	PBS	08/29/08 1:51				U	mg/Kg		-0.15	0.15			
WG250425LCSS	LCSS	08/29/08 1:57	PCN30289	147		155.7	mg/Kg		114	180			
WG250425LCSSD	LCSSD	08/29/08 2:04	PCN30289	147		160.15	mg/Kg		114	180	2.8	20	
L71041-02MS	MS	08/29/08 2:29	MS080707-3	12.5	.07	11.32	mg/Kg	90	75	125			
L71041-02MSD	MSD	08/29/08 2:36	MS080707-3	12.5	.07	11.84	mg/Kg	94.2	75	125	4.49	20	

Solids, Percent CLPSOW390, PART F, D-98

ACZ ID	Type	Analyzed	PCN/SCN	QC	Sample	Found	Units	Rec	Lower	Upper	RPD	Limit	Qual
WG249870													
WG249870PBS	PBS	08/12/08 18:45				U	%		99.9	100.1			
L71041-01DUP	DUP	08/12/08 20:43			93.4	93.53	%				0.1	20	

Thallium, total (3050) M6020 ICP-MS

ACZ ID	Type	Analyzed	PCN/SCN	QC	Sample	Found	Units	Rec	Lower	Upper	RPD	Limit	Qual
WG250716													
WG250716ICV	ICV	08/29/08 1:18	MS080813-2	.05		.05374	mg/L	107.5	90	110			
WG250716ICB	ICB	08/29/08 1:25				U	mg/L		-0.0003	0.0003			
WG250425PBS	PBS	08/29/08 1:51				U	mg/Kg		-0.15	0.15			
WG250425LCSS	LCSS	08/29/08 1:57	PCN30289	173		187.5	mg/Kg		140	205			
WG250425LCSSD	LCSSD	08/29/08 2:04	PCN30289	173		188	mg/Kg		140	205	0.3	20	
L71041-02MS	MS	08/29/08 2:29	MS080707-3	25.05	.29	26.38	mg/Kg	104.2	75	125			
L71041-02MSD	MSD	08/29/08 2:36	MS080707-3	25.05	.29	27.965	mg/Kg	110.5	75	125	5.83	20	

FMI Gold & Copper - Sierrita
Project ID: OJ07R9

ACZ Project ID: ***L71041***

Uranium, total (3050) M6020 ICP-MS

ACZ ID	Type	Analyzed	PCN/SCN	QC	Sample	Found	Units	Rec	Lower	Upper	RPD	Limit	Qual
WG250716													
WG250716ICV	ICV	08/29/08 1:18	MS080813-2	.05		.05229	mg/L	104.6	90	110			
WG250716ICB	ICB	08/29/08 1:25				U	mg/L		-0.0003	0.0003			
WG250425PBS	PBS	08/29/08 1:51				U	mg/Kg		-0.15	0.15			
L71041-02MS	MS	08/29/08 2:29	MS080707-3	12.5	3.7	17.285	mg/Kg	108.7	75	125			
L71041-02MSD	MSD	08/29/08 2:36	MS080707-3	12.5	3.7	18.09	mg/Kg	115.1	75	125	4.55	20	

Zinc, total (3050) M6010B ICP

ACZ ID	Type	Analyzed	PCN/SCN	QC	Sample	Found	Units	Rec	Lower	Upper	RPD	Limit	Qual
WG250639													
WG250639ICV	ICV	08/27/08 3:40	II080820-1	2		1.967	mg/L	98.4	90	110			
WG250639ICB	ICB	08/27/08 3:44				U	mg/L		-0.03	0.03			
WG250425PBS	PBS	08/27/08 3:58				U	mg/Kg		-3	3			
WG250425LCSS	LCSS	08/27/08 4:02	PCN30289	349		339.7	mg/Kg		280	418			
WG250425LCSSD	LCSSD	08/27/08 4:06	PCN30289	349		335.7	mg/Kg		280	418	1.2	20	
L71041-01MS	MS	08/27/08 4:17	II080811-3	50.5	90	132.6	mg/Kg	84.4	75	125			
L71041-01MSD	MSD	08/27/08 4:20	II080811-3	50.5	90	137.2	mg/Kg	93.5	75	125	3.41	20	

ACZ Laboratories, Inc.
2773 Downhill Drive Steamboat Springs, CO 80487 (800) 334-5493

Inorganic Extended Qualifier Report

FMI Gold & Copper - Sierrita ACZ Project ID: ***L71041***

ACZ ID	WORKNUM	PARAMETER	METHOD	QUAL	DESCRIPTION
L71041-01	WG250716	Antimony, total (3050)	M6020 ICP-MS	M2	Matrix spike recovery was low, the recovery of the associated control sample (LCS or LFB) was acceptable.
		Arsenic, total (3050)	M6020 ICP-MS	ZB	The ICP-MS Serial Dilution was not used for data validation because the sample concentration was less than 100 times the MDL.
	WG250639	Chromium, total (3050)	M6010B ICP	RD	For a solid matrix, the duplicate RPD (spike or matrix) exceeded the control limit, which is attributable to the non-homogeneity of the sample.
			M6010B ICP	ZG	The ICP Serial Dilution was not used for data validation because the sample concentration was less than 50 times the MDL.
		Cobalt, total (3050)	M6010B ICP	ZG	The ICP Serial Dilution was not used for data validation because the sample concentration was less than 50 times the MDL.
		Copper, total (3050)	M6010B ICP	M3	The spike recovery value is unusable since the analyte concentration in the sample is disproportionate to the spike level. The recovery of the associated control sample (LCS or LFB) was acceptable.
	WG250716	Lead, total (3050)	M6020 ICP-MS	N1	See Case Narrative.
	WG250639	Manganese, total (3050)	M6010B ICP	M3	The spike recovery value is unusable since the analyte concentration in the sample is disproportionate to the spike level. The recovery of the associated control sample (LCS or LFB) was acceptable.
		Molybdenum, total (3050)	M6010B ICP	M3	The spike recovery value is unusable since the analyte concentration in the sample is disproportionate to the spike level. The recovery of the associated control sample (LCS or LFB) was acceptable.
	WG250716	Selenium, total (3050)	M6020 ICP-MS	ZB	The ICP-MS Serial Dilution was not used for data validation because the sample concentration was less than 100 times the MDL.
		Thallium, total (3050)	M6020 ICP-MS	ZB	The ICP-MS Serial Dilution was not used for data validation because the sample concentration was less than 100 times the MDL.
		Uranium, total (3050)	M6020 ICP-MS	ZB	The ICP-MS Serial Dilution was not used for data validation because the sample concentration was less than 100 times the MDL.
	WG250639	Zinc, total (3050)	M6010B ICP	ZH	Serial Dilution exceeded the acceptance criteria. Matrix interference [physical or chemical] is suspected.

ACZ Laboratories, Inc.
2773 Downhill Drive Steamboat Springs, CO 80487 (800) 334-5493

Inorganic Extended Qualifier Report

FMI Gold & Copper - Sierrita ACZ Project ID: ***L71041***

ACZ ID	WORKNUM	PARAMETER	METHOD	QUAL	DESCRIPTION
L71041-02	WG250716	Antimony, total (3050)	M6020 ICP-MS	M2	Matrix spike recovery was low, the recovery of the associated control sample (LCS or LFB) was acceptable.
		Arsenic, total (3050)	M6020 ICP-MS	ZB	The ICP-MS Serial Dilution was not used for data validation because the sample concentration was less than 100 times the MDL.
	WG250639	Chromium, total (3050)	M6010B ICP	RD	For a solid matrix, the duplicate RPD (spike or matrix) exceeded the control limit, which is attributable to the non-homogeneity of the sample.
			M6010B ICP	ZG	The ICP Serial Dilution was not used for data validation because the sample concentration was less than 50 times the MDL.
		Cobalt, total (3050)	M6010B ICP	ZG	The ICP Serial Dilution was not used for data validation because the sample concentration was less than 50 times the MDL.
		Copper, total (3050)	M6010B ICP	M3	The spike recovery value is unusable since the analyte concentration in the sample is disproportionate to the spike level. The recovery of the associated control sample (LCS or LFB) was acceptable.
		Manganese, total (3050)	M6010B ICP	M3	The spike recovery value is unusable since the analyte concentration in the sample is disproportionate to the spike level. The recovery of the associated control sample (LCS or LFB) was acceptable.
		Molybdenum, total (3050)	M6010B ICP	M3	The spike recovery value is unusable since the analyte concentration in the sample is disproportionate to the spike level. The recovery of the associated control sample (LCS or LFB) was acceptable.
	WG250716	Selenium, total (3050)	M6020 ICP-MS	ZB	The ICP-MS Serial Dilution was not used for data validation because the sample concentration was less than 100 times the MDL.
		Thallium, total (3050)	M6020 ICP-MS	ZB	The ICP-MS Serial Dilution was not used for data validation because the sample concentration was less than 100 times the MDL.
		Uranium, total (3050)	M6020 ICP-MS	ZB	The ICP-MS Serial Dilution was not used for data validation because the sample concentration was less than 100 times the MDL.
	WG250639	Zinc, total (3050)	M6010B ICP	ZH	Serial Dilution exceeded the acceptance criteria. Matrix interference [physical or chemical] is suspected.

FMI Gold & Copper - Sierrita ACZ Project ID: ***L71041***

ACZ ID	WORKNUM	PARAMETER	METHOD	QUAL	DESCRIPTION
L71041-03	WG250716	Antimony, total (3050)	M6020 ICP-MS	M2	Matrix spike recovery was low, the recovery of the associated control sample (LCS or LFB) was acceptable.
		Arsenic, total (3050)	M6020 ICP-MS	ZB	The ICP-MS Serial Dilution was not used for data validation because the sample concentration was less than 100 times the MDL.
	WG250639	Chromium, total (3050)	M6010B ICP	RD	For a solid matrix, the duplicate RPD (spike or matrix) exceeded the control limit, which is attributable to the non-homogeneity of the sample.
			M6010B ICP	ZG	The ICP Serial Dilution was not used for data validation because the sample concentration was less than 50 times the MDL.
		Cobalt, total (3050)	M6010B ICP	ZG	The ICP Serial Dilution was not used for data validation because the sample concentration was less than 50 times the MDL.
		Copper, total (3050)	M6010B ICP	M3	The spike recovery value is unusable since the analyte concentration in the sample is disproportionate to the spike level. The recovery of the associated control sample (LCS or LFB) was acceptable.
	WG250716	Lead, total (3050)	M6020 ICP-MS	N1	See Case Narrative.
			M6020 ICP-MS	ZH	Serial Dilution exceeded the acceptance criteria. Matrix interference [physical or chemical] is suspected.
	WG250639	Manganese, total (3050)	M6010B ICP	M3	The spike recovery value is unusable since the analyte concentration in the sample is disproportionate to the spike level. The recovery of the associated control sample (LCS or LFB) was acceptable.
		Molybdenum, total (3050)	M6010B ICP	M3	The spike recovery value is unusable since the analyte concentration in the sample is disproportionate to the spike level. The recovery of the associated control sample (LCS or LFB) was acceptable.
	WG250716	Selenium, total (3050)	M6020 ICP-MS	ZB	The ICP-MS Serial Dilution was not used for data validation because the sample concentration was less than 100 times the MDL.
		Thallium, total (3050)	M6020 ICP-MS	ZB	The ICP-MS Serial Dilution was not used for data validation because the sample concentration was less than 100 times the MDL.
		Uranium, total (3050)	M6020 ICP-MS	ZB	The ICP-MS Serial Dilution was not used for data validation because the sample concentration was less than 100 times the MDL.
	WG250639	Zinc, total (3050)	M6010B ICP	ZH	Serial Dilution exceeded the acceptance criteria. Matrix interference [physical or chemical] is suspected.

ACZ Laboratories, Inc.
2773 Downhill Drive Steamboat Springs, CO 80487 (800) 334-5493

Inorganic Extended Qualifier Report

FMI Gold & Copper - Sierrita ACZ Project ID: ***L71041***

ACZ ID	WORKNUM	PARAMETER	METHOD	QUAL	DESCRIPTION
L71041-04	WG250716	Antimony, total (3050)	M6020 ICP-MS	M2	Matrix spike recovery was low, the recovery of the associated control sample (LCS or LFB) was acceptable.
		Arsenic, total (3050)	M6020 ICP-MS	ZB	The ICP-MS Serial Dilution was not used for data validation because the sample concentration was less than 100 times the MDL.
	WG250639	Chromium, total (3050)	M6010B ICP	RD	For a solid matrix, the duplicate RPD (spike or matrix) exceeded the control limit, which is attributable to the non-homogeneity of the sample.
			M6010B ICP	ZG	The ICP Serial Dilution was not used for data validation because the sample concentration was less than 50 times the MDL.
		Cobalt, total (3050)	M6010B ICP	ZG	The ICP Serial Dilution was not used for data validation because the sample concentration was less than 50 times the MDL.
		Copper, total (3050)	M6010B ICP	M3	The spike recovery value is unusable since the analyte concentration in the sample is disproportionate to the spike level. The recovery of the associated control sample (LCS or LFB) was acceptable.
		Manganese, total (3050)	M6010B ICP	M3	The spike recovery value is unusable since the analyte concentration in the sample is disproportionate to the spike level. The recovery of the associated control sample (LCS or LFB) was acceptable.
		Molybdenum, total (3050)	M6010B ICP	M3	The spike recovery value is unusable since the analyte concentration in the sample is disproportionate to the spike level. The recovery of the associated control sample (LCS or LFB) was acceptable.
	WG250716	Selenium, total (3050)	M6020 ICP-MS	ZB	The ICP-MS Serial Dilution was not used for data validation because the sample concentration was less than 100 times the MDL.
		Thallium, total (3050)	M6020 ICP-MS	ZB	The ICP-MS Serial Dilution was not used for data validation because the sample concentration was less than 100 times the MDL.
		Uranium, total (3050)	M6020 ICP-MS	ZB	The ICP-MS Serial Dilution was not used for data validation because the sample concentration was less than 100 times the MDL.
	WG250639	Zinc, total (3050)	M6010B ICP	ZH	Serial Dilution exceeded the acceptance criteria. Matrix interference [physical or chemical] is suspected.

FMI Gold & Copper - Sierrita ACZ Project ID: ***L71041***

ACZ ID	WORKNUM	PARAMETER	METHOD	QUAL	DESCRIPTION
L71041-05	WG250716	Antimony, total (3050)	M6020 ICP-MS	M2	Matrix spike recovery was low, the recovery of the associated control sample (LCS or LFB) was acceptable.
		Arsenic, total (3050)	M6020 ICP-MS	ZB	The ICP-MS Serial Dilution was not used for data validation because the sample concentration was less than 100 times the MDL.
	WG250639	Chromium, total (3050)	M6010B ICP	RD	For a solid matrix, the duplicate RPD (spike or matrix) exceeded the control limit, which is attributable to the non-homogeneity of the sample.
			M6010B ICP	ZG	The ICP Serial Dilution was not used for data validation because the sample concentration was less than 50 times the MDL.
		Cobalt, total (3050)	M6010B ICP	ZG	The ICP Serial Dilution was not used for data validation because the sample concentration was less than 50 times the MDL.
		Copper, total (3050)	M6010B ICP	M3	The spike recovery value is unusable since the analyte concentration in the sample is disproportionate to the spike level. The recovery of the associated control sample (LCS or LFB) was acceptable.
	WG250716	Lead, total (3050)	M6020 ICP-MS	N1	See Case Narrative.
			M6020 ICP-MS	ZH	Serial Dilution exceeded the acceptance criteria. Matrix interference [physical or chemical] is suspected.
	WG250639	Manganese, total (3050)	M6010B ICP	M3	The spike recovery value is unusable since the analyte concentration in the sample is disproportionate to the spike level. The recovery of the associated control sample (LCS or LFB) was acceptable.
		Molybdenum, total (3050)	M6010B ICP	M3	The spike recovery value is unusable since the analyte concentration in the sample is disproportionate to the spike level. The recovery of the associated control sample (LCS or LFB) was acceptable.
	WG250716	Selenium, total (3050)	M6020 ICP-MS	ZB	The ICP-MS Serial Dilution was not used for data validation because the sample concentration was less than 100 times the MDL.
		Thallium, total (3050)	M6020 ICP-MS	ZB	The ICP-MS Serial Dilution was not used for data validation because the sample concentration was less than 100 times the MDL.
		Uranium, total (3050)	M6020 ICP-MS	ZB	The ICP-MS Serial Dilution was not used for data validation because the sample concentration was less than 100 times the MDL.
	WG250639	Zinc, total (3050)	M6010B ICP	ZH	Serial Dilution exceeded the acceptance criteria. Matrix interference [physical or chemical] is suspected.

FMI Gold & Copper - Sierrita ACZ Project ID: ***L71041***

ACZ ID	WORKNUM	PARAMETER	METHOD	QUAL	DESCRIPTION
L71041-06	WG250716	Antimony, total (3050)	M6020 ICP-MS	M2	Matrix spike recovery was low, the recovery of the associated control sample (LCS or LFB) was acceptable.
		Arsenic, total (3050)	M6020 ICP-MS	ZB	The ICP-MS Serial Dilution was not used for data validation because the sample concentration was less than 100 times the MDL.
	WG250639	Chromium, total (3050)	M6010B ICP	RD	For a solid matrix, the duplicate RPD (spike or matrix) exceeded the control limit, which is attributable to the non-homogeneity of the sample.
			M6010B ICP	ZG	The ICP Serial Dilution was not used for data validation because the sample concentration was less than 50 times the MDL.
		Cobalt, total (3050)	M6010B ICP	ZG	The ICP Serial Dilution was not used for data validation because the sample concentration was less than 50 times the MDL.
		Copper, total (3050)	M6010B ICP	M3	The spike recovery value is unusable since the analyte concentration in the sample is disproportionate to the spike level. The recovery of the associated control sample (LCS or LFB) was acceptable.
		Manganese, total (3050)	M6010B ICP	M3	The spike recovery value is unusable since the analyte concentration in the sample is disproportionate to the spike level. The recovery of the associated control sample (LCS or LFB) was acceptable.
		Molybdenum, total (3050)	M6010B ICP	M3	The spike recovery value is unusable since the analyte concentration in the sample is disproportionate to the spike level. The recovery of the associated control sample (LCS or LFB) was acceptable.
	WG250716	Selenium, total (3050)	M6020 ICP-MS	ZB	The ICP-MS Serial Dilution was not used for data validation because the sample concentration was less than 100 times the MDL.
		Thallium, total (3050)	M6020 ICP-MS	ZB	The ICP-MS Serial Dilution was not used for data validation because the sample concentration was less than 100 times the MDL.
		Uranium, total (3050)	M6020 ICP-MS	ZB	The ICP-MS Serial Dilution was not used for data validation because the sample concentration was less than 100 times the MDL.
	WG250639	Zinc, total (3050)	M6010B ICP	ZH	Serial Dilution exceeded the acceptance criteria. Matrix interference [physical or chemical] is suspected.

FMI Gold & Copper - Sierrita ACZ Project ID: ***L71041***

ACZ ID	WORKNUM	PARAMETER	METHOD	QUAL	DESCRIPTION
L71041-07	WG250716	Antimony, total (3050)	M6020 ICP-MS	M2	Matrix spike recovery was low, the recovery of the associated control sample (LCS or LFB) was acceptable.
		Arsenic, total (3050)	M6020 ICP-MS	ZB	The ICP-MS Serial Dilution was not used for data validation because the sample concentration was less than 100 times the MDL.
	WG250639	Chromium, total (3050)	M6010B ICP	RD	For a solid matrix, the duplicate RPD (spike or matrix) exceeded the control limit, which is attributable to the non-homogeneity of the sample.
			M6010B ICP	ZG	The ICP Serial Dilution was not used for data validation because the sample concentration was less than 50 times the MDL.
		Cobalt, total (3050)	M6010B ICP	ZG	The ICP Serial Dilution was not used for data validation because the sample concentration was less than 50 times the MDL.
		Copper, total (3050)	M6010B ICP	M3	The spike recovery value is unusable since the analyte concentration in the sample is disproportionate to the spike level. The recovery of the associated control sample (LCS or LFB) was acceptable.
	WG250716	Lead, total (3050)	M6020 ICP-MS	N1	See Case Narrative.
			M6020 ICP-MS	ZH	Serial Dilution exceeded the acceptance criteria. Matrix interference [physical or chemical] is suspected.
	WG250639	Manganese, total (3050)	M6010B ICP	M3	The spike recovery value is unusable since the analyte concentration in the sample is disproportionate to the spike level. The recovery of the associated control sample (LCS or LFB) was acceptable.
		Molybdenum, total (3050)	M6010B ICP	M3	The spike recovery value is unusable since the analyte concentration in the sample is disproportionate to the spike level. The recovery of the associated control sample (LCS or LFB) was acceptable.
	WG250716	Selenium, total (3050)	M6020 ICP-MS	ZB	The ICP-MS Serial Dilution was not used for data validation because the sample concentration was less than 100 times the MDL.
		Thallium, total (3050)	M6020 ICP-MS	ZB	The ICP-MS Serial Dilution was not used for data validation because the sample concentration was less than 100 times the MDL.
		Uranium, total (3050)	M6020 ICP-MS	ZB	The ICP-MS Serial Dilution was not used for data validation because the sample concentration was less than 100 times the MDL.
	WG250639	Zinc, total (3050)	M6010B ICP	ZH	Serial Dilution exceeded the acceptance criteria. Matrix interference [physical or chemical] is suspected.

FMI Gold & Copper - Sierrita ACZ Project ID: ***L71041***

ACZ ID	WORKNUM	PARAMETER	METHOD	QUAL	DESCRIPTION
L71041-08	WG250716	Antimony, total (3050)	M6020 ICP-MS	M2	Matrix spike recovery was low, the recovery of the associated control sample (LCS or LFB) was acceptable.
		Arsenic, total (3050)	M6020 ICP-MS	ZB	The ICP-MS Serial Dilution was not used for data validation because the sample concentration was less than 100 times the MDL.
	WG250639	Chromium, total (3050)	M6010B ICP	RD	For a solid matrix, the duplicate RPD (spike or matrix) exceeded the control limit, which is attributable to the non-homogeneity of the sample.
			M6010B ICP	ZG	The ICP Serial Dilution was not used for data validation because the sample concentration was less than 50 times the MDL.
		Cobalt, total (3050)	M6010B ICP	ZG	The ICP Serial Dilution was not used for data validation because the sample concentration was less than 50 times the MDL.
		Copper, total (3050)	M6010B ICP	M3	The spike recovery value is unusable since the analyte concentration in the sample is disproportionate to the spike level. The recovery of the associated control sample (LCS or LFB) was acceptable.
	WG250716	Lead, total (3050)	M6020 ICP-MS	N1	See Case Narrative.
			M6020 ICP-MS	ZH	Serial Dilution exceeded the acceptance criteria. Matrix interference [physical or chemical] is suspected.
	WG250639	Manganese, total (3050)	M6010B ICP	M3	The spike recovery value is unusable since the analyte concentration in the sample is disproportionate to the spike level. The recovery of the associated control sample (LCS or LFB) was acceptable.
		Molybdenum, total (3050)	M6010B ICP	M3	The spike recovery value is unusable since the analyte concentration in the sample is disproportionate to the spike level. The recovery of the associated control sample (LCS or LFB) was acceptable.
	WG250716	Selenium, total (3050)	M6020 ICP-MS	ZB	The ICP-MS Serial Dilution was not used for data validation because the sample concentration was less than 100 times the MDL.
		Thallium, total (3050)	M6020 ICP-MS	ZB	The ICP-MS Serial Dilution was not used for data validation because the sample concentration was less than 100 times the MDL.
		Uranium, total (3050)	M6020 ICP-MS	ZB	The ICP-MS Serial Dilution was not used for data validation because the sample concentration was less than 100 times the MDL.
	WG250639	Zinc, total (3050)	M6010B ICP	ZH	Serial Dilution exceeded the acceptance criteria. Matrix interference [physical or chemical] is suspected.

FMI Gold & Copper - Sierrita ACZ Project ID: ***L71041***

ACZ ID	WORKNUM	PARAMETER	METHOD	QUAL	DESCRIPTION
L71041-09	WG250716	Antimony, total (3050)	M6020 ICP-MS	M2	Matrix spike recovery was low, the recovery of the associated control sample (LCS or LFB) was acceptable.
		Arsenic, total (3050)	M6020 ICP-MS	ZB	The ICP-MS Serial Dilution was not used for data validation because the sample concentration was less than 100 times the MDL.
	WG250639	Chromium, total (3050)	M6010B ICP	RD	For a solid matrix, the duplicate RPD (spike or matrix) exceeded the control limit, which is attributable to the non-homogeneity of the sample.
			M6010B ICP	ZG	The ICP Serial Dilution was not used for data validation because the sample concentration was less than 50 times the MDL.
		Cobalt, total (3050)	M6010B ICP	ZG	The ICP Serial Dilution was not used for data validation because the sample concentration was less than 50 times the MDL.
		Copper, total (3050)	M6010B ICP	M3	The spike recovery value is unusable since the analyte concentration in the sample is disproportionate to the spike level. The recovery of the associated control sample (LCS or LFB) was acceptable.
	WG250716	Lead, total (3050)	M6020 ICP-MS	N1	See Case Narrative.
			M6020 ICP-MS	ZH	Serial Dilution exceeded the acceptance criteria. Matrix interference [physical or chemical] is suspected.
	WG250639	Manganese, total (3050)	M6010B ICP	M3	The spike recovery value is unusable since the analyte concentration in the sample is disproportionate to the spike level. The recovery of the associated control sample (LCS or LFB) was acceptable.
		Molybdenum, total (3050)	M6010B ICP	M3	The spike recovery value is unusable since the analyte concentration in the sample is disproportionate to the spike level. The recovery of the associated control sample (LCS or LFB) was acceptable.
	WG250716	Selenium, total (3050)	M6020 ICP-MS	ZB	The ICP-MS Serial Dilution was not used for data validation because the sample concentration was less than 100 times the MDL.
		Thallium, total (3050)	M6020 ICP-MS	ZB	The ICP-MS Serial Dilution was not used for data validation because the sample concentration was less than 100 times the MDL.
		Uranium, total (3050)	M6020 ICP-MS	ZB	The ICP-MS Serial Dilution was not used for data validation because the sample concentration was less than 100 times the MDL.
	WG250639	Zinc, total (3050)	M6010B ICP	ZH	Serial Dilution exceeded the acceptance criteria. Matrix interference [physical or chemical] is suspected.

ACZ Laboratories, Inc.
2773 Downhill Drive Steamboat Springs, CO 80487 (800) 334-5493

Inorganic Extended Qualifier Report

FMI Gold & Copper - Sierrita ACZ Project ID: ***L71041***

ACZ ID	WORKNUM	PARAMETER	METHOD	QUAL	DESCRIPTION
L71041-10	WG250716	Antimony, total (3050)	M6020 ICP-MS	M2	Matrix spike recovery was low, the recovery of the associated control sample (LCS or LFB) was acceptable.
		Arsenic, total (3050)	M6020 ICP-MS	ZB	The ICP-MS Serial Dilution was not used for data validation because the sample concentration was less than 100 times the MDL.
	WG250639	Chromium, total (3050)	M6010B ICP	RD	For a solid matrix, the duplicate RPD (spike or matrix) exceeded the control limit, which is attributable to the non-homogeneity of the sample.
			M6010B ICP	ZG	The ICP Serial Dilution was not used for data validation because the sample concentration was less than 50 times the MDL.
		Cobalt, total (3050)	M6010B ICP	ZG	The ICP Serial Dilution was not used for data validation because the sample concentration was less than 50 times the MDL.
		Copper, total (3050)	M6010B ICP	M3	The spike recovery value is unusable since the analyte concentration in the sample is disproportionate to the spike level. The recovery of the associated control sample (LCS or LFB) was acceptable.
	WG250716	Lead, total (3050)	M6020 ICP-MS	N1	See Case Narrative.
			M6020 ICP-MS	ZH	Serial Dilution exceeded the acceptance criteria. Matrix interference [physical or chemical] is suspected.
	WG250639	Manganese, total (3050)	M6010B ICP	M3	The spike recovery value is unusable since the analyte concentration in the sample is disproportionate to the spike level. The recovery of the associated control sample (LCS or LFB) was acceptable.
		Molybdenum, total (3050)	M6010B ICP	M3	The spike recovery value is unusable since the analyte concentration in the sample is disproportionate to the spike level. The recovery of the associated control sample (LCS or LFB) was acceptable.
	WG250716	Selenium, total (3050)	M6020 ICP-MS	ZB	The ICP-MS Serial Dilution was not used for data validation because the sample concentration was less than 100 times the MDL.
		Thallium, total (3050)	M6020 ICP-MS	ZB	The ICP-MS Serial Dilution was not used for data validation because the sample concentration was less than 100 times the MDL.
		Uranium, total (3050)	M6020 ICP-MS	ZB	The ICP-MS Serial Dilution was not used for data validation because the sample concentration was less than 100 times the MDL.
	WG250639	Zinc, total (3050)	M6010B ICP	ZH	Serial Dilution exceeded the acceptance criteria. Matrix interference [physical or chemical] is suspected.

FMI Gold & Copper - Sierrita ACZ Project ID: ***L71041***

ACZ ID	WORKNUM	PARAMETER	METHOD	QUAL	DESCRIPTION
L71041-11	WG250716	Antimony, total (3050)	M6020 ICP-MS	M2	Matrix spike recovery was low, the recovery of the associated control sample (LCS or LFB) was acceptable.
		Arsenic, total (3050)	M6020 ICP-MS	ZB	The ICP-MS Serial Dilution was not used for data validation because the sample concentration was less than 100 times the MDL.
	WG250639	Chromium, total (3050)	M6010B ICP	RD	For a solid matrix, the duplicate RPD (spike or matrix) exceeded the control limit, which is attributable to the non-homogeneity of the sample.
			M6010B ICP	ZG	The ICP Serial Dilution was not used for data validation because the sample concentration was less than 50 times the MDL.
		Cobalt, total (3050)	M6010B ICP	ZG	The ICP Serial Dilution was not used for data validation because the sample concentration was less than 50 times the MDL.
		Copper, total (3050)	M6010B ICP	M3	The spike recovery value is unusable since the analyte concentration in the sample is disproportionate to the spike level. The recovery of the associated control sample (LCS or LFB) was acceptable.
	WG250716	Lead, total (3050)	M6020 ICP-MS	N1	See Case Narrative.
			M6020 ICP-MS	ZH	Serial Dilution exceeded the acceptance criteria. Matrix interference [physical or chemical] is suspected.
	WG250639	Manganese, total (3050)	M6010B ICP	M3	The spike recovery value is unusable since the analyte concentration in the sample is disproportionate to the spike level. The recovery of the associated control sample (LCS or LFB) was acceptable.
		Molybdenum, total (3050)	M6010B ICP	M3	The spike recovery value is unusable since the analyte concentration in the sample is disproportionate to the spike level. The recovery of the associated control sample (LCS or LFB) was acceptable.
	WG250716	Selenium, total (3050)	M6020 ICP-MS	ZB	The ICP-MS Serial Dilution was not used for data validation because the sample concentration was less than 100 times the MDL.
		Thallium, total (3050)	M6020 ICP-MS	ZB	The ICP-MS Serial Dilution was not used for data validation because the sample concentration was less than 100 times the MDL.
		Uranium, total (3050)	M6020 ICP-MS	ZB	The ICP-MS Serial Dilution was not used for data validation because the sample concentration was less than 100 times the MDL.
	WG250639	Zinc, total (3050)	M6010B ICP	ZH	Serial Dilution exceeded the acceptance criteria. Matrix interference [physical or chemical] is suspected.

FMI Gold & Copper - Sierrita ACZ Project ID: ***L71041***

ACZ ID	WORKNUM	PARAMETER	METHOD	QUAL	DESCRIPTION
L71041-12	WG250716	Antimony, total (3050)	M6020 ICP-MS	M2	Matrix spike recovery was low, the recovery of the associated control sample (LCS or LFB) was acceptable.
		Arsenic, total (3050)	M6020 ICP-MS	ZB	The ICP-MS Serial Dilution was not used for data validation because the sample concentration was less than 100 times the MDL.
	WG250639	Chromium, total (3050)	M6010B ICP	RD	For a solid matrix, the duplicate RPD (spike or matrix) exceeded the control limit, which is attributable to the non-homogeneity of the sample.
			M6010B ICP	ZG	The ICP Serial Dilution was not used for data validation because the sample concentration was less than 50 times the MDL.
		Cobalt, total (3050)	M6010B ICP	ZG	The ICP Serial Dilution was not used for data validation because the sample concentration was less than 50 times the MDL.
		Copper, total (3050)	M6010B ICP	M3	The spike recovery value is unusable since the analyte concentration in the sample is disproportionate to the spike level. The recovery of the associated control sample (LCS or LFB) was acceptable.
	WG250716	Lead, total (3050)	M6020 ICP-MS	N1	See Case Narrative.
			M6020 ICP-MS	ZH	Serial Dilution exceeded the acceptance criteria. Matrix interference [physical or chemical] is suspected.
	WG250639	Manganese, total (3050)	M6010B ICP	M3	The spike recovery value is unusable since the analyte concentration in the sample is disproportionate to the spike level. The recovery of the associated control sample (LCS or LFB) was acceptable.
		Molybdenum, total (3050)	M6010B ICP	M3	The spike recovery value is unusable since the analyte concentration in the sample is disproportionate to the spike level. The recovery of the associated control sample (LCS or LFB) was acceptable.
	WG250716	Selenium, total (3050)	M6020 ICP-MS	ZB	The ICP-MS Serial Dilution was not used for data validation because the sample concentration was less than 100 times the MDL.
		Thallium, total (3050)	M6020 ICP-MS	ZB	The ICP-MS Serial Dilution was not used for data validation because the sample concentration was less than 100 times the MDL.
		Uranium, total (3050)	M6020 ICP-MS	ZB	The ICP-MS Serial Dilution was not used for data validation because the sample concentration was less than 100 times the MDL.
	WG250639	Zinc, total (3050)	M6010B ICP	ZH	Serial Dilution exceeded the acceptance criteria. Matrix interference [physical or chemical] is suspected.

FMI Gold & Copper - Sierrita ACZ Project ID: ***L71041***

ACZ ID	WORKNUM	PARAMETER	METHOD	QUAL	DESCRIPTION
L71041-13	WG250716	Antimony, total (3050)	M6020 ICP-MS	M2	Matrix spike recovery was low, the recovery of the associated control sample (LCS or LFB) was acceptable.
		Arsenic, total (3050)	M6020 ICP-MS	ZB	The ICP-MS Serial Dilution was not used for data validation because the sample concentration was less than 100 times the MDL.
	WG250639	Chromium, total (3050)	M6010B ICP	RD	For a solid matrix, the duplicate RPD (spike or matrix) exceeded the control limit, which is attributable to the non-homogeneity of the sample.
			M6010B ICP	ZG	The ICP Serial Dilution was not used for data validation because the sample concentration was less than 50 times the MDL.
		Cobalt, total (3050)	M6010B ICP	ZG	The ICP Serial Dilution was not used for data validation because the sample concentration was less than 50 times the MDL.
		Copper, total (3050)	M6010B ICP	M3	The spike recovery value is unusable since the analyte concentration in the sample is disproportionate to the spike level. The recovery of the associated control sample (LCS or LFB) was acceptable.
	WG250716	Lead, total (3050)	M6020 ICP-MS	N1	See Case Narrative.
			M6020 ICP-MS	ZH	Serial Dilution exceeded the acceptance criteria. Matrix interference [physical or chemical] is suspected.
	WG250639	Manganese, total (3050)	M6010B ICP	M3	The spike recovery value is unusable since the analyte concentration in the sample is disproportionate to the spike level. The recovery of the associated control sample (LCS or LFB) was acceptable.
		Molybdenum, total (3050)	M6010B ICP	M3	The spike recovery value is unusable since the analyte concentration in the sample is disproportionate to the spike level. The recovery of the associated control sample (LCS or LFB) was acceptable.
	WG250716	Selenium, total (3050)	M6020 ICP-MS	ZB	The ICP-MS Serial Dilution was not used for data validation because the sample concentration was less than 100 times the MDL.
		Thallium, total (3050)	M6020 ICP-MS	ZB	The ICP-MS Serial Dilution was not used for data validation because the sample concentration was less than 100 times the MDL.
		Uranium, total (3050)	M6020 ICP-MS	ZB	The ICP-MS Serial Dilution was not used for data validation because the sample concentration was less than 100 times the MDL.
	WG250639	Zinc, total (3050)	M6010B ICP	ZH	Serial Dilution exceeded the acceptance criteria. Matrix interference [physical or chemical] is suspected.

FMI Gold & Copper - Sierrita ACZ Project ID: ***L71041***

ACZ ID	WORKNUM	PARAMETER	METHOD	QUAL	DESCRIPTION
L71041-14	WG250716	Antimony, total (3050)	M6020 ICP-MS	M2	Matrix spike recovery was low, the recovery of the associated control sample (LCS or LFB) was acceptable.
		Arsenic, total (3050)	M6020 ICP-MS	ZB	The ICP-MS Serial Dilution was not used for data validation because the sample concentration was less than 100 times the MDL.
	WG250639	Chromium, total (3050)	M6010B ICP	RD	For a solid matrix, the duplicate RPD (spike or matrix) exceeded the control limit, which is attributable to the non-homogeneity of the sample.
			M6010B ICP	ZG	The ICP Serial Dilution was not used for data validation because the sample concentration was less than 50 times the MDL.
		Cobalt, total (3050)	M6010B ICP	ZG	The ICP Serial Dilution was not used for data validation because the sample concentration was less than 50 times the MDL.
		Copper, total (3050)	M6010B ICP	M3	The spike recovery value is unusable since the analyte concentration in the sample is disproportionate to the spike level. The recovery of the associated control sample (LCS or LFB) was acceptable.
	WG250716	Lead, total (3050)	M6020 ICP-MS	N1	See Case Narrative.
			M6020 ICP-MS	ZH	Serial Dilution exceeded the acceptance criteria. Matrix interference [physical or chemical] is suspected.
	WG250639	Manganese, total (3050)	M6010B ICP	M3	The spike recovery value is unusable since the analyte concentration in the sample is disproportionate to the spike level. The recovery of the associated control sample (LCS or LFB) was acceptable.
		Molybdenum, total (3050)	M6010B ICP	M3	The spike recovery value is unusable since the analyte concentration in the sample is disproportionate to the spike level. The recovery of the associated control sample (LCS or LFB) was acceptable.
	WG250716	Selenium, total (3050)	M6020 ICP-MS	ZB	The ICP-MS Serial Dilution was not used for data validation because the sample concentration was less than 100 times the MDL.
		Thallium, total (3050)	M6020 ICP-MS	ZB	The ICP-MS Serial Dilution was not used for data validation because the sample concentration was less than 100 times the MDL.
		Uranium, total (3050)	M6020 ICP-MS	ZB	The ICP-MS Serial Dilution was not used for data validation because the sample concentration was less than 100 times the MDL.
	WG250639	Zinc, total (3050)	M6010B ICP	ZH	Serial Dilution exceeded the acceptance criteria. Matrix interference [physical or chemical] is suspected.

FMI Gold & Copper - Sierrita ACZ Project ID: ***L71041***

ACZ ID	WORKNUM	PARAMETER	METHOD	QUAL	DESCRIPTION
L71041-15	WG250716	Antimony, total (3050)	M6020 ICP-MS	M2	Matrix spike recovery was low, the recovery of the associated control sample (LCS or LFB) was acceptable.
		Arsenic, total (3050)	M6020 ICP-MS	ZB	The ICP-MS Serial Dilution was not used for data validation because the sample concentration was less than 100 times the MDL.
	WG250639	Chromium, total (3050)	M6010B ICP	RD	For a solid matrix, the duplicate RPD (spike or matrix) exceeded the control limit, which is attributable to the non-homogeneity of the sample.
			M6010B ICP	ZG	The ICP Serial Dilution was not used for data validation because the sample concentration was less than 50 times the MDL.
		Cobalt, total (3050)	M6010B ICP	ZG	The ICP Serial Dilution was not used for data validation because the sample concentration was less than 50 times the MDL.
		Copper, total (3050)	M6010B ICP	M3	The spike recovery value is unusable since the analyte concentration in the sample is disproportionate to the spike level. The recovery of the associated control sample (LCS or LFB) was acceptable.
	WG250716	Lead, total (3050)	M6020 ICP-MS	N1	See Case Narrative.
			M6020 ICP-MS	ZH	Serial Dilution exceeded the acceptance criteria. Matrix interference [physical or chemical] is suspected.
	WG250639	Manganese, total (3050)	M6010B ICP	M3	The spike recovery value is unusable since the analyte concentration in the sample is disproportionate to the spike level. The recovery of the associated control sample (LCS or LFB) was acceptable.
		Molybdenum, total (3050)	M6010B ICP	M3	The spike recovery value is unusable since the analyte concentration in the sample is disproportionate to the spike level. The recovery of the associated control sample (LCS or LFB) was acceptable.
	WG250716	Selenium, total (3050)	M6020 ICP-MS	ZB	The ICP-MS Serial Dilution was not used for data validation because the sample concentration was less than 100 times the MDL.
		Thallium, total (3050)	M6020 ICP-MS	ZB	The ICP-MS Serial Dilution was not used for data validation because the sample concentration was less than 100 times the MDL.
		Uranium, total (3050)	M6020 ICP-MS	ZB	The ICP-MS Serial Dilution was not used for data validation because the sample concentration was less than 100 times the MDL.
	WG250639	Zinc, total (3050)	M6010B ICP	ZH	Serial Dilution exceeded the acceptance criteria. Matrix interference [physical or chemical] is suspected.

Metals Analysis

The following parameters are not offered for certification or are not covered by NELAC certificate #ACZ.

Uranium, total (3050)	M6020 ICP-MS

Soil Analysis

The following parameters are not offered for certification or are not covered by NELAC certificate #ACZ.

Solids, Percent	CLPSOW390, PART F, D-98

ACZ Laboratories, Inc.
2773 Downhill Drive Steamboat Springs, CO 80487 (800) 334-5493

Sample Receipt

FMI Gold & Copper - Sierrita
OJ07R9

ACZ Project ID: L71041
Date Received: 8/8/2008
Received By:
Date Printed: 8/8/2008

Receipt Verification

	YES	NO	NA
1) Does this project require special handling procedures such as CLP protocol?			X
2) Are the custody seals on the cooler intact?	X		
3) Are the custody seals on the sample containers intact?			X
4) Is there a Chain of Custody or other directive shipping papers present?	X		
5) Is the Chain of Custody complete?	X		
6) Is the Chain of Custody in agreement with the samples received?	X		
7) Is there enough sample for all requested analyses?	X		
8) Are all samples within holding times for requested analyses?	X		
9) Were all sample containers received intact?	X		
10) Are the temperature blanks present?			X
11) Are the trip blanks (VOA and/or Cyanide) present?			X
12) Are samples requiring no headspace, headspace free?			X
13) Do the samples that require a Foreign Soils Permit have one?			X

Exceptions: If you answered no to any of the above questions, please describe

N/A

Contact (For any discrepancies, the client must be contacted)

N/A

Shipping Containers

Cooler Id	Temp (°C)	Rad (µR/hr)
1887	2.9	13

Client must contact ACZ Project Manager if analysis should not proceed for samples received outside of thermal preservation acceptance criteria.

Notes

ACZ Laboratories, Inc.

2773 Downhill Drive Steamboat Springs, CO 80487 (800) 334-5493

Sample Receipt

FMI Gold & Copper - Sierrita
OJ07R9

ACZ Project ID: L71041
Date Received: 8/8/2008
Received By:

Sample Container Preservation

SAMPLE	CLIENT ID	R < 2	G < 2	BK < 2	Y< 2	YG< 2	B< 2	O < 2	T >12	N/A	RAD	ID
L71041-01	EM-G27-0-1									X		
L71041-02	EM-G27-1-3									X		
L71041-03	RA-JS-04-0-1									X		
L71041-04	RA-JS-04-1-2.5									X		
L71041-05	RA-JS-03-0-1									X		
L71041-06	RA-JS-03-1-3									X		
L71041-07	RA-JS-05-0-1									X		
L71041-08	RA-JS-05-1-3									X		
L71041-09	EM-P24-0-1									X		
L71041-10	EM-P24-1-3									X		
L71041-11	EM-P24-10-11									X		
L71041-12	RA-JS-01-0-1									X		
L71041-13	RA-JS-01-1-3									X		
L71041-14	RA-JS-01-5-7									X		
L71041-15	EM-P24-5-7									X		

Sample Container Preservation Legend

Abbreviation	Description	Container Type	Preservative/Limits
R	Raw/Nitric	RED	pH must be < 2
B	Filtered/Sulfuric	BLUE	pH must be < 2
BK	Filtered/Nitric	BLACK	pH must be < 2
G	Filtered/Nitric	GREEN	pH must be < 2
O	Raw/Sulfuric	ORANGE	pH must be < 2
P	Raw/NaOH	PURPLE	pH must be > 12 *
T	Raw/NaOH _Zinc Acetate	TAN	pH must be > 12
Y	Raw/Sulfuric	YELLOW	pH must be < 2
YG	Raw/Sulfuric	YELLOW GLASS	pH must be < 2
N/A	No preservative needed	Not applicable	
RAD	Gamma/Beta dose rate	Not applicable	must be < 250 µR/hr

* pH check performed by analyst prior to sample preparation

Sample IDs Reviewed By: _____

ACZ Laboratories, Inc.

L71041

2773 Downhill Drive Steamboat Springs, CO 80487 (800) 334-5493

CHAIN of CUSTODY

Report to:

Name: Ned Hall
Company: FMI
E-mail: Ned_Hall@urscorp.com
Address: 6200 W. Duval Mine Rd, P.O. Box 527, Green Valley, AZ
Telephone: (520) 648-8857

Copy of Report to:

Name: Steven_Vaughn@URScorp.com
Company:
E-mail: Rick_Smith@URScorp.com
Telephone:

Invoice to:

Name: Ned Hall
Company: FMI
E-mail: Ned_Hall@urscorp.com
Address: 6200 W. Duval Mine Rd P.O. Box 527 Green Valley, AZ
Telephone: (520) 648-8857

If sample(s) received past holding time (HT), or if insufficient HT remains to complete analysis before expiration, shall ACZ proceed with requested short HT analyses? If "NO" then ACZ will contact client for further instruction. If neither "YES" nor "NO" is indicated, ACZ will proceed with the requested analyses, even if HT is expired, and data will be qualified.

YES ☐
NO ☐

PROJECT INFORMATION

Quote #:
Project/PO #: 050-7R9
Reporting state for compliance testing:
Sampler's Name: Armando Jimenez
Are any samples NRC licensable material?

ANALYSES REQUESTED *(attach list or use quote number)*

SAMPLE IDENTIFICATION	DATE:TIME	Matrix	# of Containers	See Attached 7/18/08 Quote
EM-627-0-1	8-7-08 818	SO	1	✓
EM-627-1-3	818		1	✓
RA-JS-04-0-1	840		1	✓
RA-JS-04-1-2.5	840		1	✓
RA-JS-03-0-1	917		1	✓
RA-JS-03-1-3	917		1	✓
RA-JS-05-0-1	946		1	✓
RA-JS-05-1-3	946		1	✓
EM-P24-0-1	1030		1	✓
EM-P24-1-3	1030		1	✓

Matrix: SW (Surface Water) · GW (Ground Water) · WW (Waste Water) · DW (Drinking Water) · SL (Sludge) · SO (Soil) · OL (Oil) · Other

REMARKS/ SAMPLE DISCLOSURES

Fedex 7989 9261 9580

PAGE 1 of 2

Please refer to ACZ's terms & conditions located on the reverse side of this COC.

RELINQUISHED BY:	DATE:TIME	RECEIVED BY:	DATE:TIME
[signature]	8-7-08 1500	[signature]	8-8-08 10:34

FRMAD050.03.05.02 White - Return with sample. Yellow - Retain for your records.

ACZ Laboratories, Inc. L71041

2773 Downhill Drive Steamboat Springs, CO 80487 (800) 334-5493

CHAIN of CUSTODY

Report to:

Name: Ned Hall
Company: FMI
E-mail: Ned-Hall@FMI.com
Address: 6200 W. Duval Mine Rd. P.O. Box 527, Green Valley AZ
Telephone: (520) 648-8857

Copy of Report to:

Name: Steven-Vaughn@urscorp.com
Company:
E-mail: Rick-Smith@urscorp.com
Telephone:

Invoice to:

Name: Ned Hall
Company: FMI
E-mail: Ned-Hall@FMI.com
Address: 6200 W. Duval Mine Rd P.O. Box 527 Green Valley, AZ
Telephone: (520) 648-8857

If sample(s) received past holding time (HT), or if insufficient HT remains to complete analysis before expiration, shall ACZ proceed with requested short HT analyses? YES ☐ NO ☐
If "NO" then ACZ will contact client for further instruction. If neither "YES" nor "NO" is indicated, ACZ will proceed with the requested analyses, even if HT is expired, and data will be qualified.

PROJECT INFORMATION

Quote #:
Project/PO #: 0J67R9
Reporting state for compliance testing:
Sampler's Name: Armando Jimenez
Are any samples NRC licensable material?

ANALYSES REQUESTED *(attach list or use quote number)*

SAMPLE IDENTIFICATION	DATE:TIME	Matrix	# of Containers	See attached 7/8/08 Quote							
EM-P24-10-11	8-7-08 1056	SO	1	1							
RA-JS-01-0-1	1239		1	1							
RA-JS-01-1-3	1239		1	1							
RA-JS-01 5-7	1242		1	1							
EM-P24-5-7	1045		1	1							

Matrix: SW (Surface Water) · GW (Ground Water) · WW (Waste Water) · DW (Drinking Water) · SL (Sludge) · SO (Soil) · OL (Oil) · Other

REMARKS/ SAMPLE DISCLOSURES

Fedex: 7989926195 80

PAGE 2 of 2

Please refer to ACZ's terms & conditions located on the reverse side of this COC.

RELINQUISHED BY:	DATE:TIME	RECEIVED BY:	DATE:TIME
[signature]	8-7-08 1500	Fedex	
		[signature]	8-8-08 10:34

FRMAD050.03.05.02 White - Return with sample. Yellow - Retain for your records.

ACZ Laboratories, Inc.

2773 Downhill Drive Steamboat Springs, CO 80487 (800) 334-5493

Analytical Quote

Accounts Payable
FMI Gold & Copper - Sierrita
P.O. Box 2671
Phoenix, AZ 85002-2671

7/8/2008

Quote Number: SOIL-GPL

Matrix: Soil — Sierrita Soil Sampling Program

Parameter	Method	Detection Limit	Cost/Sample
Metals Analysis			
Antimony, total (3050)	M6020 ICP-MS	0.04 mg/Kg	$13.50
Arsenic, total (3050)	M6020 ICP-MS	0.05 mg/Kg	$13.50
Barium, total (3050)	M6010B ICP	0.3 mg/Kg	$6.75
Beryllium, total (3050)	M6010B ICP	0.2 mg/Kg	$6.75
Cadmium, total (3050)	M6010B ICP	0.5 mg/Kg	$6.75
Chromium, total (3050)	M6010B ICP	1 mg/Kg	$6.75
Cobalt, total (3050)	M6010B ICP	1 mg/Kg	$6.75
Copper, total (3050)	M6010B ICP	1 mg/Kg	$6.75
Lead, total (3050)	M6020 ICP-MS	0.01 mg/Kg	$13.50
Manganese, total (3050)	M6010B ICP	0.5 mg/Kg	$6.75
Mercury, total	M7471A CVAA	0.02 mg/Kg	$17.25
Molybdenum, total (3050)	M6010B ICP	1 mg/Kg	$6.75
Nickel, total (3050)	M6010B ICP	1 mg/Kg	$6.75
Selenium, total (3050)	M6020 ICP-MS	0.01 mg/Kg	$13.50
Thallium, total (3050)	M6020 ICP-MS	0.01 mg/Kg	$13.50
Uranium, total (3050)	M6020 ICP-MS	0.01 mg/Kg	$13.50
Zinc, total (3050)	M6010B ICP	1 mg/Kg	$6.75
Misc.			
Electronic Data Deliverable			$0.00
Quality Control Summary			$0.00
Sample Preparation			
Air Dry at 34 Degrees C	USDA No. 1, 1972		$5.25
Digestion - Alkaline	M3060A		$99.98
Digestion - Hot Plate	M3050B ICP-MS		$10.50
Sieve-2000 um (2.0mm)	ASA No.9, 15-4.2.2		$8.25
Soil Analysis			
Solids, Percent	CLPSOW390, PART F, D-98	0.1 %	$5.25
Wet Chemistry			
Chromium, Hexavalent (3060)	M7196A	0.005 mg/Kg	$28.00
		Cost/Sample:	**$322.98**

Pricing includes standard deliverables and turnaround. Includes a QC Summary and default electronic data deliverable.
Method detection limits are estimates and may be elevated depending on sample matrix.

REPAD.09.06.05.01 D/ 21 P/

ACZ Laboratories, Inc.
2773 Downhill Drive Steamboat Springs, CO 80487 (800) 334-5493

Analytical Report

September 02, 2008

Report to:
Ned Hall
FMI Gold & Copper - Sierrita
P.O. Box 527 6200 W. Duval Mine Rd.
Green Valley, AZ 85622-0527

Bill to:
Accounts Payable
FMI Gold & Copper - Sierrita
P.O. Box 2671
Phoenix, AZ 85002-2671

cc: Steve Vaughn, Rick Smith

Project ID: OJ07R9
ACZ Project ID: L71083

Ned Hall:

Enclosed are the analytical results for sample(s) submitted to ACZ Laboratories, Inc. (ACZ) on August 12, 2008. This project has been assigned to ACZ's project number, L71083. Please reference this number in all future inquiries.

All analyses were performed according to ACZ's Quality Assurance Plan, version 12.0. The enclosed results relate only to the samples received under L71083. Each section of this report has been reviewed and approved by the appropriate Laboratory Supervisor, or a qualified substitute.

Except as noted, the test results for the methods and parameters listed on ACZ's current NELAC certificate letter (#ACZ) meet all requirements of NELAC.

This report shall be used or copied only in its entirety. ACZ is not responsible for the consequences arising from the use of a partial report.

All samples and sub-samples associated with this project will be disposed of after October 02, 2008. If the samples are determined to be hazardous, additional charges apply for disposal (typically less than $10/sample). If you would like the samples to be held longer than ACZ's stated policy or to be returned, please contact your Project Manager or Customer Service Representative for further details and associated costs. ACZ retains analytical reports for five years.

If you have any questions or other needs, please contact your Project Manager.

S. Habermehl

Scott Habermehl has reviewed
and approved this report.

ACZ Laboratories, Inc.
2773 Downhill Drive Steamboat Springs, CO 80487 (800) 334-5493

Inorganic Analytical Results

FMI Gold & Copper - Sierrita
Project ID: OJ07R9
Sample ID: RA-SD-02-0-1.5/D/MS/

ACZ Sample ID: ***L71083-01***
Date Sampled: *08/11/08 09:10*
Date Received: *08/12/08*
Sample Matrix: *Soil*

Metals Analysis

Parameter	EPA Method	Result	Qual	XQ	Units	MDL	PQL	Date	Analyst
Antimony, total (3050)	M6020 ICP-MS	5.8		*	mg/Kg	0.2	1	08/28/08 8:25	erf/rac
Arsenic, total (3050)	M6020 ICP-MS	32.4		*	mg/Kg	0.3	0.5	08/28/08 8:25	erf/rac
Barium, total (3050)	M6010B ICP	52.4			mg/Kg	0.3	2	08/28/08 1:02	ear/aeh
Beryllium, total (3050)	M6010B ICP		U		mg/Kg	0.2	1	08/29/08 21:42	aeh
Cadmium, total (3050)	M6010B ICP		U		mg/Kg	0.5	2	08/28/08 1:02	ear/aeh
Chromium, total (3050)	M6010B ICP	7			mg/Kg	1	5	08/28/08 1:02	ear/aeh
Cobalt, total (3050)	M6010B ICP	4	B		mg/Kg	1	5	08/28/08 1:02	ear/aeh
Copper, total (3050)	M6010B ICP	4210		*	mg/Kg	1	5	08/28/08 1:02	ear/aeh
Lead, total (3050)	M6020 ICP-MS	106		*	mg/Kg	0.05	0.3	08/28/08 8:25	erf/rac
Manganese, total (3050)	M6010B ICP	108			mg/Kg	0.5	3	08/28/08 1:02	ear/aeh
Mercury, total	M7471A CVAA	0.13	B		mg/Kg	0.04	0.2	08/23/08 16:50	jws/pmc
Molybdenum, total (3050)	M6010B ICP	530		*	mg/Kg	1	5	08/28/08 1:02	ear/aeh
Nickel, total (3050)	M6010B ICP		U		mg/Kg	1	5	08/28/08 1:02	ear/aeh
Selenium, total (3050)	M6020 ICP-MS	3.13		*	mg/Kg	0.05	0.3	08/29/08 6:22	erf/rac
Thallium, total (3050)	M6020 ICP-MS	0.18	B	*	mg/Kg	0.05	0.3	08/28/08 8:25	erf/rac
Uranium, total (3050)	M6020 ICP-MS	2.12		*	mg/Kg	0.05	0.3	08/28/08 8:25	erf/rac
Zinc, total (3050)	M6010B ICP	51		*	mg/Kg	1	5	08/28/08 1:02	ear/aeh

Soil Analysis

Parameter	EPA Method	Result	Qual	XQ	Units	MDL	PQL	Date	Analyst
Solids, Percent	CLPSOW390, PART F, D-98	90.3		*	%	0.1	0.5	08/16/08 20:23	brd

Soil Preparation

Parameter	EPA Method	Result	Qual	XQ	Units	MDL	PQL	Date	Analyst
Air Dry at 34 Degrees C	USDA No. 1, 1972			*				08/14/08 21:54	brd
Digestion - Hot Plate	M3050B ICP-MS							08/24/08 8:40	bjl
Sieve-2000 um (2.0mm)	ASA No.9, 15-4.2.2			*				08/22/08 17:00	lwt/bjl

Arizona license number: AZ0102

** Please refer to Qualifier Reports for details.*

ACZ Laboratories, Inc.
2773 Downhill Drive Steamboat Springs, CO 80487 (800) 334-5493

Inorganic Analytical Results

FMI Gold & Copper - Sierrita
Project ID: OJ07R9
Sample ID: RA-SD-02-1.5-3.0/D/M

ACZ Sample ID: ***L71083-02***
Date Sampled: *08/11/08 09:30*
Date Received: *08/12/08*
Sample Matrix: *Soil*

Metals Analysis

Parameter	EPA Method	Result	Qual	XQ	Units	MDL	PQL	Date	Analyst
Antimony, total (3050)	M6020 ICP-MS	7.4		*	mg/Kg	0.2	1	08/28/08 8:29	erf/rac
Arsenic, total (3050)	M6020 ICP-MS	39.1		*	mg/Kg	0.3	0.5	08/28/08 8:29	erf/rac
Barium, total (3050)	M6010B ICP	57.4			mg/Kg	0.3	2	08/28/08 1:16	ear/aeh
Beryllium, total (3050)	M6010B ICP	0.5	B		mg/Kg	0.2	1	08/29/08 22:04	aeh
Cadmium, total (3050)	M6010B ICP		U		mg/Kg	0.5	2	08/28/08 1:16	ear/aeh
Chromium, total (3050)	M6010B ICP	8			mg/Kg	1	5	08/28/08 1:16	ear/aeh
Cobalt, total (3050)	M6010B ICP	5	B		mg/Kg	1	5	08/28/08 1:16	ear/aeh
Copper, total (3050)	M6010B ICP	4180		*	mg/Kg	1	5	08/28/08 1:16	ear/aeh
Lead, total (3050)	M6020 ICP-MS	91.30		*	mg/Kg	0.05	0.3	08/28/08 8:29	erf/rac
Manganese, total (3050)	M6010B ICP	181			mg/Kg	0.5	3	08/28/08 1:16	ear/aeh
Mercury, total	M7471A CVAA	0.13	B		mg/Kg	0.04	0.2	08/23/08 16:57	jws/pmc
Molybdenum, total (3050)	M6010B ICP	1000		*	mg/Kg	1	5	08/28/08 1:16	ear/aeh
Nickel, total (3050)	M6010B ICP	2	B		mg/Kg	1	5	08/28/08 1:16	ear/aeh
Selenium, total (3050)	M6020 ICP-MS	3.02		*	mg/Kg	0.05	0.3	08/29/08 6:26	erf/rac
Thallium, total (3050)	M6020 ICP-MS	0.25	B	*	mg/Kg	0.05	0.3	08/28/08 8:29	erf/rac
Uranium, total (3050)	M6020 ICP-MS	3.98		*	mg/Kg	0.05	0.3	08/28/08 8:29	erf/rac
Zinc, total (3050)	M6010B ICP	77		*	mg/Kg	1	5	08/28/08 1:16	ear/aeh

Soil Analysis

Parameter	EPA Method	Result	Qual	XQ	Units	MDL	PQL	Date	Analyst
Solids, Percent	CLPSOW390, PART F, D-98	80.9		*	%	0.1	0.5	08/17/08 5:27	brd

Soil Preparation

Parameter	EPA Method	Result	Qual	XQ	Units	MDL	PQL	Date	Analyst
Air Dry at 34 Degrees C	USDA No. 1, 1972			*				08/14/08 22:03	brd
Digestion - Hot Plate	M3050B ICP-MS							08/24/08 9:50	bjl
Sieve-2000 um (2.0mm)	ASA No.9, 15-4.2.2			*				08/22/08 18:07	lwt/bjl

Arizona license number: AZ0102

** Please refer to Qualifier Reports for details.*

ACZ Laboratories, Inc.
2773 Downhill Drive Steamboat Springs, CO 80487 (800) 334-5493

Inorganic Analytical Results

FMI Gold & Copper - Sierrita
Project ID: OJ07R9
Sample ID: RA-SD-01-0-1.5/D/MS/

ACZ Sample ID: ***L71083-03***
Date Sampled: *08/11/08 09:50*
Date Received: *08/12/08*
Sample Matrix: *Soil*

Metals Analysis

Parameter	EPA Method	Result	Qual	XQ	Units	MDL	PQL	Date	Analyst
Antimony, total (3050)	M6020 ICP-MS	1.3		*	mg/Kg	0.2	1	08/28/08 8:33	erf/rac
Arsenic, total (3050)	M6020 ICP-MS	10.1			mg/Kg	0.3	0.5	08/29/08 6:30	erf/rac
Barium, total (3050)	M6010B ICP	73.1			mg/Kg	0.3	2	08/28/08 1:19	ear/aeh
Beryllium, total (3050)	M6010B ICP	0.7	B		mg/Kg	0.2	1	08/29/08 22:08	aeh
Cadmium, total (3050)	M6010B ICP		U		mg/Kg	0.5	2	08/28/08 1:19	ear/aeh
Chromium, total (3050)	M6010B ICP	11			mg/Kg	1	5	08/28/08 1:19	ear/aeh
Cobalt, total (3050)	M6010B ICP	6			mg/Kg	1	5	08/28/08 1:19	ear/aeh
Copper, total (3050)	M6010B ICP	7630		*	mg/Kg	1	5	08/28/08 1:19	ear/aeh
Lead, total (3050)	M6020 ICP-MS	86.90		*	mg/Kg	0.05	0.3	08/28/08 8:33	erf/rac
Manganese, total (3050)	M6010B ICP	277			mg/Kg	0.5	3	08/28/08 1:19	ear/aeh
Mercury, total	M7471A CVAA	0.09	B		mg/Kg	0.05	0.3	08/23/08 17:03	jws/pmc
Molybdenum, total (3050)	M6010B ICP	998		*	mg/Kg	1	5	08/28/08 1:19	ear/aeh
Nickel, total (3050)	M6010B ICP	2	B		mg/Kg	1	5	08/28/08 1:19	ear/aeh
Selenium, total (3050)	M6020 ICP-MS	2.61		*	mg/Kg	0.05	0.3	08/29/08 6:30	erf/rac
Thallium, total (3050)	M6020 ICP-MS	0.20	B	*	mg/Kg	0.05	0.3	08/28/08 8:33	erf/rac
Uranium, total (3050)	M6020 ICP-MS	7.72		*	mg/Kg	0.05	0.3	08/28/08 8:33	erf/rac
Zinc, total (3050)	M6010B ICP	91		*	mg/Kg	1	5	08/28/08 1:19	ear/aeh

Soil Analysis

Parameter	EPA Method	Result	Qual	XQ	Units	MDL	PQL	Date	Analyst
Solids, Percent	CLPSOW390, PART F, D-98	72.8		*	%	0.1	0.5	08/17/08 14:32	brd

Soil Preparation

Parameter	EPA Method	Result	Qual	XQ	Units	MDL	PQL	Date	Analyst
Air Dry at 34 Degrees C	USDA No. 1, 1972			*				08/14/08 22:13	brd
Digestion - Hot Plate	M3050B ICP-MS							08/24/08 10:14	bjl
Sieve-2000 um (2.0mm)	ASA No.9, 15-4.2.2			*				08/22/08 19:15	lwt/bjl

Arizona license number: AZ0102

** Please refer to Qualifier Reports for details.*

Report Header Explanations

Batch	A distinct set of samples analyzed at a specific time
Found	Value of the QC Type of interest
Limit	Upper limit for RPD, in %.
Lower	Lower Recovery Limit, in % (except for LCSS, mg/Kg)
MDL	Method Detection Limit. Same as Minimum Reporting Limit. Allows for instrument and annual fluctuations.
PCN/SCN	A number assigned to reagents/standards to trace to the manufacturer's certificate of analysis
PQL	Practical Quantitation Limit, typically 5 times the MDL.
QC	True Value of the Control Sample or the amount added to the Spike
Rec	Amount of the true value or spike added recovered, in % (except for LCSS, mg/Kg)
RPD	Relative Percent Difference, calculation used for Duplicate QC Types
Upper	Upper Recovery Limit, in % (except for LCSS, mg/Kg)
Sample	Value of the Sample of interest

QC Sample Types

AS	Analytical Spike (Post Digestion)	*LCSWD*	Laboratory Control Sample - Water Duplicate
ASD	Analytical Spike (Post Digestion) Duplicate	*LFB*	Laboratory Fortified Blank
CCB	Continuing Calibration Blank	*LFM*	Laboratory Fortified Matrix
CCV	Continuing Calivation Verification standard	*LFMD*	Laboratory Fortified Matrix Duplicate
DUP	Sample Duplicate	*LRB*	Laboratory Reagent Blank
ICB	Initial Calibration Blank	*MS*	Matrix Spike
ICV	Initial Calibration Verification standard	*MSD*	Matrix Spike Duplicate
ICSAB	Inter-element Correction Standard - A plus B solutions	*PBS*	Prep Blank - Soil
LCSS	Laboratory Control Sample - Soil	*PBW*	Prep Blank - Water
LCSSD	Laboratory Control Sample - Soil Duplicate	*PQV*	Practical Quantitation Verification standard
LCSW	Laboratory Control Sample - Water	*SDL*	Serial Dilution

QC Sample Type Explanations

Blanks	Verifies that there is no or minimal contamination in the prep method or calibration procedure.
Control Samples	Verifies the accuracy of the method, including the prep procedure.
Duplicates	Verifies the precision of the instrument and/or method.
Spikes/Fortified Matrix	Determines sample matrix interferences, if any.
Standard	Verifies the validity of the calibration.

ACZ Qualifiers (Qual)

B	Analyte concentration detected at a value between MDL and PQL.
H	Analysis exceeded method hold time. pH is a field test with an immediate hold time.
U	Analyte was analyzed for but not detected at the indicated MDL

Method References

(1) EPA 600/4-83-020. Methods for Chemical Analysis of Water and Wastes, March 1983.
(2) EPA 600/R-93-100. Methods for the Determination of Inorganic Substances in Environmental Samples, August 1993.
(3) EPA 600/R-94-111. Methods for the Determination of Metals in Environmental Samples - Supplement I, May 1994.
(5) EPA SW-846. Test Methods for Evaluating Solid Waste, Third Edition with Update III, December 1996.
(6) Standard Methods for the Examination of Water and Wastewater, 19th edition, 1995.

Comments

(1) QC results calculated from raw data. Results may vary slightly if the rounded values are used in the calculations.
(2) Soil, Sludge, and Plant matrices for Inorganic analyses are reported on a dry weight basis.
(3) Animal matrices for Inorganic analyses are reported on an "as received" basis.

FMI Gold & Copper - Sierrita
Project ID: OJ07R9

ACZ Project ID: ***L71083***

Antimony, total (3050) M6020 ICP-MS

ACZ ID	Type	Analyzed	PCN/SCN	QC	Sample	Found	Units	Rec	Lower	Upper	RPD	Limit	Qual
WG250786													
WG250786ICV	ICV	08/28/08 7:52	MS080813-2	.02006		.02051	mg/L	102.2	90	110			
WG250786ICB	ICB	08/28/08 7:56				U	mg/L		-0.0012	0.0012			
WG250512PBS	PBS	08/28/08 8:13				.28	mg/Kg		-0.6	0.6			
WG250512LCSS	LCSS	08/28/08 8:17	PCN30289	126		97.9	mg/Kg		63.3	189			
WG250512LCSSD	LCSSD	08/28/08 8:21	PCN30289	126		98.6	mg/Kg		63.3	189	0.7	20	
L71176-09MS	MS	08/28/08 9:53	MS080707-3	5.1	2.8	4.95	mg/Kg	42.2	75	125			M2
L71176-09MSD	MSD	08/28/08 9:57	MS080707-3	5.1	2.8	5.77	mg/Kg	58.2	75	125	15.3	20	M2

Arsenic, total (3050) M6020 ICP-MS

ACZ ID	Type	Analyzed	PCN/SCN	QC	Sample	Found	Units	Rec	Lower	Upper	RPD	Limit	Qual
WG250786													
WG250786ICV	ICV	08/28/08 7:52	MS080813-2	.05		.05107	mg/L	102.1	90	110			
WG250786ICB	ICB	08/28/08 7:56				.00097	mg/L		-0.0015	0.0015			
WG250512PBS	PBS	08/28/08 8:13				1.45	mg/Kg		-0.9	0.9			B7
WG250512LCSS	LCSS	08/28/08 8:17	PCN30289	225		223.6	mg/Kg		181	270			
WG250512LCSSD	LCSSD	08/28/08 8:21	PCN30289	225		227.2	mg/Kg		181	270	1.6	20	
L71176-09MS	MS	08/28/08 9:53	MS080707-3	25.5	17.8	42.36	mg/Kg	96.3	75	125			
L71176-09MSD	MSD	08/28/08 9:57	MS080707-3	25.5	17.8	46.87	mg/Kg	114	75	125	10.11	20	
WG250852													
WG250852ICV	ICV	08/29/08 5:48	MS080813-2	.05		.05011	mg/L	100.2	90	110			
WG250852ICB	ICB	08/29/08 5:52				U	mg/L		-0.0015	0.0015			
WG250512PBS	PBS	08/29/08 6:09				U	mg/Kg		-0.9	0.9			
WG250512LCSS	LCSS	08/29/08 6:13	PCN30289	225		226.3	mg/Kg		181	270			
WG250512LCSSD	LCSSD	08/29/08 6:18	PCN30289	225		225.6	mg/Kg		181	270	0.3	20	
L71176-09MS	MS	08/29/08 7:45	MS080707-3	25.5	16.4	36.01	mg/Kg	76.9	75	125			
L71176-09MSD	MSD	08/29/08 7:49	MS080707-3	25.5	16.4	37.12	mg/Kg	81.3	75	125	3.04	20	

Barium, total (3050) M6010B ICP

ACZ ID	Type	Analyzed	PCN/SCN	QC	Sample	Found	Units	Rec	Lower	Upper	RPD	Limit	Qual
WG250723													
WG250723ICV	ICV	08/28/08 0:00	II080820-1	2		2.0054	mg/L	100.3	90	110			
WG250723ICB	ICB	08/28/08 0:03				U	mg/L		-0.009	0.009			
L71015-01MS	MS	08/28/08 0:34	II2XSOIL	50.5	50.5	112.76	mg/Kg	123.3	75	125			
L71015-01MSD	MSD	08/28/08 0:38	II2XSOIL	50.5	50.5	107.48	mg/Kg	112.8	75	125	4.79	20	
WG250512PBS	PBS	08/28/08 0:44				U	mg/Kg		-0.9	0.9			
WG250512LCSS	LCSS	08/28/08 0:48	PCN30289	565		559.84	mg/Kg		461	669			
WG250512LCSSD	LCSSD	08/28/08 0:51	PCN30289	565		564.4	mg/Kg		461	669	0.8	20	
L71083-01MS	MS	08/28/08 1:09	II080811-3	50.5	52.4	96.4	mg/Kg	87.1	75	125			
L71083-01MSD	MSD	08/28/08 1:12	II080811-3	50.5	52.4	93.67	mg/Kg	81.7	75	125	2.87	20	

FMI Gold & Copper - Sierrita ACZ Project ID: ***L71083***

Project ID: OJ07R9

Beryllium, total (3050) M6010B ICP

ACZ ID	Type	Analyzed	PCN/SCN	QC	Sample	Found	Units	Rec	Lower	Upper	RPD	Limit	Qual
WG250834													
WG250834ICV	ICV	08/29/08 21:12	II080820-1	2		1.9572	mg/L	97.9	90	110			
WG250834ICB	ICB	08/29/08 21:16				U	mg/L		-0.006	0.006			
WG250512PBS	PBS	08/29/08 21:31				U	mg/Kg		-0.6	0.6			
WG250512LCSS	LCSS	08/29/08 21:34	PCN30289	162		170.28	mg/Kg		134	190			
WG250512LCSSD	LCSSD	08/29/08 21:38	PCN30289	162		175.57	mg/Kg		134	190	3.1	20	
L71083-01MS	MS	08/29/08 21:49	II080811-3	50.5	U	49.59	mg/Kg	98.2	75	125			
L71083-01MSD	MSD	08/29/08 21:53	II080811-3	50.5	U	51.41	mg/Kg	101.8	75	125	3.6	20	

Cadmium, total (3050) M6010B ICP

ACZ ID	Type	Analyzed	PCN/SCN	QC	Sample	Found	Units	Rec	Lower	Upper	RPD	Limit	Qual
WG250723													
WG250723ICV	ICV	08/28/08 0:00	II080820-1	2		1.9379	mg/L	96.9	90	110			
WG250723ICB	ICB	08/28/08 0:03				U	mg/L		-0.015	0.015			
L71015-01MS	MS	08/28/08 0:34	II2XSOIL	50.5	U	52.1	mg/Kg	103.2	75	125			
L71015-01MSD	MSD	08/28/08 0:38	II2XSOIL	50.5	U	49.7	mg/Kg	98.4	75	125	4.72	20	
WG250512PBS	PBS	08/28/08 0:44				U	mg/Kg		-1.5	1.5			
WG250512LCSS	LCSS	08/28/08 0:48	PCN30289	69.1		66.02	mg/Kg		58.1	80.1			
WG250512LCSSD	LCSSD	08/28/08 0:51	PCN30289	69.1		68.21	mg/Kg		58.1	80.1	3.3	20	
L71083-01MS	MS	08/28/08 1:09	II080811-3	50.5	U	48.88	mg/Kg	96.8	75	125			
L71083-01MSD	MSD	08/28/08 1:12	II080811-3	50.5	U	49.81	mg/Kg	98.6	75	125	1.88	20	

Chromium, total (3050) M6010B ICP

ACZ ID	Type	Analyzed	PCN/SCN	QC	Sample	Found	Units	Rec	Lower	Upper	RPD	Limit	Qual
WG250723													
WG250723ICV	ICV	08/28/08 0:00	II080820-1	2		2.001	mg/L	100.1	90	110			
WG250723ICB	ICB	08/28/08 0:03				U	mg/L		-0.03	0.03			
L71015-01MS	MS	08/28/08 0:34	II2XSOIL	50.5	33	94.2	mg/Kg	121.2	75	125			
L71015-01MSD	MSD	08/28/08 0:38	II2XSOIL	50.5	33	90.6	mg/Kg	114.1	75	125	3.9	20	
WG250512PBS	PBS	08/28/08 0:44				U	mg/Kg		-3	3			
WG250512LCSS	LCSS	08/28/08 0:48	PCN30289	124		127.7	mg/Kg		101	147			
WG250512LCSSD	LCSSD	08/28/08 0:51	PCN30289	124		132.1	mg/Kg		101	147	3.4	20	
L71083-01MS	MS	08/28/08 1:09	II080811-3	50.5	7	58.2	mg/Kg	101.4	75	125			
L71083-01MSD	MSD	08/28/08 1:12	II080811-3	50.5	7	58.4	mg/Kg	101.8	75	125	0.34	20	

Cobalt, total (3050) M6010B ICP

ACZ ID	Type	Analyzed	PCN/SCN	QC	Sample	Found	Units	Rec	Lower	Upper	RPD	Limit	Qual
WG250723													
WG250723ICV	ICV	08/28/08 0:00	II080820-1	2.002		1.97	mg/L	98.4	90	110			
WG250723ICB	ICB	08/28/08 0:03				U	mg/L		-0.03	0.03			
L71015-01MS	MS	08/28/08 0:34	II2XSOIL	50.5	7	59.3	mg/Kg	103.6	75	125			
L71015-01MSD	MSD	08/28/08 0:38	II2XSOIL	50.5	7	57	mg/Kg	99	75	125	3.96	20	
WG250512PBS	PBS	08/28/08 0:44				U	mg/Kg		-3	3			
WG250512LCSS	LCSS	08/28/08 0:48	PCN30289	115		115.9	mg/Kg		95.6	135			
WG250512LCSSD	LCSSD	08/28/08 0:51	PCN30289	115		119.3	mg/Kg		95.6	135	2.9	20	
L71083-01MS	MS	08/28/08 1:09	II080811-3	50.5	4	52.6	mg/Kg	96.2	75	125			
L71083-01MSD	MSD	08/28/08 1:12	II080811-3	50.5	4	53.8	mg/Kg	98.6	75	125	2.26	20	

FMI Gold & Copper - Sierrita
Project ID: OJ07R9

ACZ Project ID: ***L71083***

Copper, total (3050) M6010B ICP

ACZ ID	Type	Analyzed	PCN/SCN	QC	Sample	Found	Units	Rec	Lower	Upper	RPD	Limit	Qual
WG250723													
WG250723ICV	ICV	08/28/08 0:00	II080820-1	2		1.98	mg/L	99	90	110			
WG250723ICB	ICB	08/28/08 0:03				U	mg/L		-0.03	0.03			
L71015-01MS	MS	08/28/08 0:34	II2XSOIL	50.5	25	78.1	mg/Kg	105.1	75	125			
L71015-01MSD	MSD	08/28/08 0:38	II2XSOIL	50.5	25	75	mg/Kg	99	75	125	4.05	20	
WG250512PBS	PBS	08/28/08 0:44				U	mg/Kg		-3	3			
WG250512LCSS	LCSS	08/28/08 0:48	PCN30289	66.7		62.2	mg/Kg		53.9	79.5			
WG250512LCSSD	LCSSD	08/28/08 0:51	PCN30289	66.7		68.9	mg/Kg		53.9	79.5	10.2	20	
L71083-01MS	MS	08/28/08 1:09	II080811-3	50.5	4210	5264.7	mg/Kg	2088.5	75	125			M3
L71083-01MSD	MSD	08/28/08 1:12	II080811-3	50.5	4210	4148.9	mg/Kg	-121	75	125	23.71	20	M3 RD

Lead, total (3050) M6020 ICP-MS

ACZ ID	Type	Analyzed	PCN/SCN	QC	Sample	Found	Units	Rec	Lower	Upper	RPD	Limit	Qual
WG250786													
WG250786ICV	ICV	08/28/08 7:52	MS080813-2	.05		.04976	mg/L	99.5	90	110			
WG250786ICB	ICB	08/28/08 7:56				U	mg/L		-0.0003	0.0003			
WG250512PBS	PBS	08/28/08 8:13				U	mg/Kg		-0.15	0.15			
WG250512LCSS	LCSS	08/28/08 8:17	PCN30289	223		221.9	mg/Kg		183	264			
WG250512LCSSD	LCSSD	08/28/08 8:21	PCN30289	223		220.9	mg/Kg		183	264	0.5	20	
L71176-09MS	MS	08/28/08 9:53	MS080707-3	25.5	120	143.667	mg/Kg	92.8	75	125			
L71176-09MSD	MSD	08/28/08 9:57	MS080707-3	25.5	120	169.728	mg/Kg	195	75	125	16.63	20	MA

Manganese, total (3050) M6010B ICP

ACZ ID	Type	Analyzed	PCN/SCN	QC	Sample	Found	Units	Rec	Lower	Upper	RPD	Limit	Qual
WG250723													
WG250723ICV	ICV	08/28/08 0:00	II080820-1	2		1.9815	mg/L	99.1	90	110			
WG250723ICB	ICB	08/28/08 0:03				U	mg/L		-0.015	0.015			
L71015-01MS	MS	08/28/08 0:34	II2XSOIL	50.5	95	154.7	mg/Kg	118.2	75	125			
L71015-01MSD	MSD	08/28/08 0:38	II2XSOIL	50.5	95	148.7	mg/Kg	106.3	75	125	3.96	20	
WG250512PBS	PBS	08/28/08 0:44				U	mg/Kg		-1.5	1.5			
WG250512LCSS	LCSS	08/28/08 0:48	PCN30289	368		362.81	mg/Kg		304	433			
WG250512LCSSD	LCSSD	08/28/08 0:51	PCN30289	368		370.39	mg/Kg		304	433	2.1	20	
L71083-01MS	MS	08/28/08 1:09	II080811-3	50.5	108	164.13	mg/Kg	111.1	75	125			
L71083-01MSD	MSD	08/28/08 1:12	II080811-3	50.5	108	160.6	mg/Kg	104.2	75	125	2.17	20	

FMI Gold & Copper - Sierrita
Project ID: OJ07R9

ACZ Project ID: ***L71083***

Mercury, total M7471A CVAA

ACZ ID	Type	Analyzed	PCN/SCN	QC	Sample	Found	Units	Rec	Lower	Upper	RPD	Limit	Qual
WG250486													
WG250486ICV	ICV	08/23/08 16:39	II080822-2	.01002		.01002	mg/L	100	90	110			
WG250486ICB	ICB	08/23/08 16:42				U	mg/L		-0.0006	0.0006			
WG250486PBS	PBS	08/23/08 16:44				U	mg/Kg		-0.12	0.12			
WG250486LCSS	LCSS	08/23/08 16:46	PCN28813	5.8		4.98	mg/Kg		3.83	7.69			
WG250486LCSSD	LCSSD	08/23/08 16:48	PCN28813	5.8		5.17	mg/Kg		3.83	7.69	3.7	20	
L71083-01MS	MS	08/23/08 16:52	II080822-5	1.045	.13	1.166	mg/Kg	99.1	85	115			
L71083-01MSD	MSD	08/23/08 16:55	II080822-5	1.05	.13	1.18	mg/Kg	100	85	115	1.19	20	
L71083-02MS	MS	08/23/08 16:59	II080822-5	1.09	.13	1.222	mg/Kg	100.2	85	115			
L71083-02MSD	MSD	08/23/08 17:01	II080822-5	1.095	.13	1.177	mg/Kg	95.6	85	115	3.75	20	
L71083-03MS	MS	08/23/08 17:10	II080822-5	1.27	.09	1.284	mg/Kg	94	85	115			
L71083-03MSD	MSD	08/23/08 17:12	II080822-5	1.275	.09	1.321	mg/Kg	96.5	85	115	2.84	20	

Molybdenum, total (3050) M6010B ICP

ACZ ID	Type	Analyzed	PCN/SCN	QC	Sample	Found	Units	Rec	Lower	Upper	RPD	Limit	Qual
WG250723													
WG250723ICV	ICV	08/28/08 0:00	II080820-1	2		1.988	mg/L	99.4	90	110			
WG250723ICB	ICB	08/28/08 0:03				U	mg/L		-0.03	0.03			
L71015-01MS	MS	08/28/08 0:34	II2XSOIL	50.5	25	74.2	mg/Kg	97.4	75	125			
L71015-01MSD	MSD	08/28/08 0:38	II2XSOIL	50.5	25	71.3	mg/Kg	91.7	75	125	3.99	20	
WG250512PBS	PBS	08/28/08 0:44				U	mg/Kg		-3	3			
WG250512LCSS	LCSS	08/28/08 0:48	PCN30289	107		113.4	mg/Kg		83.8	130			
WG250512LCSSD	LCSSD	08/28/08 0:51	PCN30289	107		114.7	mg/Kg		83.8	130	1.1	20	
L71083-01MS	MS	08/28/08 1:09	II080811-3	50.5	530	647	mg/Kg	231.7	75	125			M3
L71083-01MSD	MSD	08/28/08 1:12	II080811-3	50.5	530	592.3	mg/Kg	123.4	75	125	8.83	20	

Nickel, total (3050) M6010B ICP

ACZ ID	Type	Analyzed	PCN/SCN	QC	Sample	Found	Units	Rec	Lower	Upper	RPD	Limit	Qual
WG250723													
WG250723ICV	ICV	08/28/08 0:00	II080820-1	2.004		1.92	mg/L	95.8	90	110			
WG250723ICB	ICB	08/28/08 0:03				U	mg/L		-0.03	0.03			
L71015-01MS	MS	08/28/08 0:34	II2XSOIL	50.5	13	75.4	mg/Kg	123.6	75	125			
L71015-01MSD	MSD	08/28/08 0:38	II2XSOIL	50.5	13	72	mg/Kg	116.8	75	125	4.61	20	
WG250512PBS	PBS	08/28/08 0:44				U	mg/Kg		-3	3			
WG250512LCSS	LCSS	08/28/08 0:48	PCN30289	172		169	mg/Kg		140	204			
WG250512LCSSD	LCSSD	08/28/08 0:51	PCN30289	172		177.7	mg/Kg		140	204	5	20	
L71083-01MS	MS	08/28/08 1:09	II080811-3	50.3485	U	48.8	mg/Kg	96.9	75	125			
L71083-01MSD	MSD	08/28/08 1:12	II080811-3	50.3485	U	50	mg/Kg	99.3	75	125	2.43	20	

FMI Gold & Copper - Sierrita
Project ID: OJ07R9

ACZ Project ID: ***L71083***

Selenium, total (3050) M6020 ICP-MS

ACZ ID	Type	Analyzed	PCN/SCN	QC	Sample	Found	Units	Rec	Lower	Upper	RPD	Limit	Qual
WG250852													
WG250852ICV	ICV	08/29/08 5:48	MS080813-2	.05		.05026	mg/L	100.5	90	110			
WG250852ICB	ICB	08/29/08 5:52				U	mg/L		-0.0003	0.0003			
WG250512PBS	PBS	08/29/08 6:09				.06	mg/Kg		-0.15	0.15			
WG250512LCSS	LCSS	08/29/08 6:13	PCN30289	147		150.3	mg/Kg		114	180			
WG250512LCSSD	LCSSD	08/29/08 6:18	PCN30289	147		139.95	mg/Kg		114	180	7.1	20	
L71176-09MS	MS	08/29/08 7:45	MS080707-3	12.75	2.45	12.674	mg/Kg	80.2	75	125			
L71176-09MSD	MSD	08/29/08 7:49	MS080707-3	12.75	2.45	12.923	mg/Kg	82.1	75	125	1.95	20	

Solids, Percent CLPSOW390, PART F, D-98

ACZ ID	Type	Analyzed	PCN/SCN	QC	Sample	Found	Units	Rec	Lower	Upper	RPD	Limit	Qual
WG250026													
WG250026PBS	PBS	08/14/08 23:00				U	%		99.9	100.1			
L71084-03DUP	DUP	08/19/08 2:50			65.9	67.76	%				2.8	20	

Thallium, total (3050) M6020 ICP-MS

ACZ ID	Type	Analyzed	PCN/SCN	QC	Sample	Found	Units	Rec	Lower	Upper	RPD	Limit	Qual
WG250786													
WG250786ICV	ICV	08/28/08 7:52	MS080813-2	.05		.05245	mg/L	104.9	90	110			
WG250786ICB	ICB	08/28/08 7:56				U	mg/L		-0.0003	0.0003			
WG250512PBS	PBS	08/28/08 8:13				U	mg/Kg		-0.15	0.15			
WG250512LCSS	LCSS	08/28/08 8:17	PCN30289	173		182.5	mg/Kg		140	205			
WG250512LCSSD	LCSSD	08/28/08 8:21	PCN30289	173		183.1	mg/Kg		140	205	0.3	20	
L71176-09MS	MS	08/28/08 9:53	MS080707-3	25.551	.35	29.325	mg/Kg	113.4	75	125			
L71176-09MSD	MSD	08/28/08 9:57	MS080707-3	25.551	.35	32.895	mg/Kg	127.4	75	125	11.48	20	MA

Uranium, total (3050) M6020 ICP-MS

ACZ ID	Type	Analyzed	PCN/SCN	QC	Sample	Found	Units	Rec	Lower	Upper	RPD	Limit	Qual
WG250786													
WG250786ICV	ICV	08/28/08 7:52	MS080813-2	.05		.04877	mg/L	97.5	90	110			
WG250786ICB	ICB	08/28/08 7:56				U	mg/L		-0.0003	0.0003			
WG250512PBS	PBS	08/28/08 8:13				U	mg/Kg		-0.15	0.15			
L71176-09MS	MS	08/28/08 9:53	MS080707-3	12.75	36.9	47.756	mg/Kg	85.1	75	125			
L71176-09MSD	MSD	08/28/08 9:57	MS080707-3	12.75	36.9	67.575	mg/Kg	240.6	75	125	34.37	20	M1 RD

Zinc, total (3050) M6010B ICP

ACZ ID	Type	Analyzed	PCN/SCN	QC	Sample	Found	Units	Rec	Lower	Upper	RPD	Limit	Qual
WG250723													
WG250723ICV	ICV	08/28/08 0:00	II080820-1	2		1.983	mg/L	99.2	90	110			
WG250723ICB	ICB	08/28/08 0:03				U	mg/L		-0.03	0.03			
L71015-01MS	MS	08/28/08 0:34	II2XSOIL	50.5	31	86.9	mg/Kg	110.7	75	125			
L71015-01MSD	MSD	08/28/08 0:38	II2XSOIL	50.5	31	82.1	mg/Kg	101.2	75	125	5.68	20	
WG250512PBS	PBS	08/28/08 0:44				U	mg/Kg		-3	3			
WG250512LCSS	LCSS	08/28/08 0:48	PCN30289	349		339.1	mg/Kg		280	418			
WG250512LCSSD	LCSSD	08/28/08 0:51	PCN30289	349		355	mg/Kg		280	418	4.6	20	
L71083-01MS	MS	08/28/08 1:09	II080811-3	50.5	51	91.2	mg/Kg	79.6	75	125			
L71083-01MSD	MSD	08/28/08 1:12	II080811-3	50.5	51	93.7	mg/Kg	84.6	75	125	2.7	20	

ACZ Laboratories, Inc.
2773 Downhill Drive Steamboat Springs, CO 80487 (800) 334-5493

Inorganic Extended Qualifier Report

FMI Gold & Copper - Sierrita ACZ Project ID: ***L71083***

ACZ ID	WORKNUM	PARAMETER	METHOD	QUAL	DESCRIPTION
L71083-01	WG250786	Antimony, total (3050)	M6020 ICP-MS	M2	Matrix spike recovery was low, the recovery of the associated control sample (LCS or LFB) was acceptable.
		Arsenic, total (3050)	M6020 ICP-MS	B7	Target analyte detected in prep / method blank at or above acceptance limit. Sample value is > 10X the concentration in the method blank.
			M6020 ICP-MS	ZB	The ICP-MS Serial Dilution was not used for data validation because the sample concentration was less than 100 times the MDL.
	WG250723	Copper, total (3050)	M6010B ICP	BB	Target analyte detected in calibration blank at or above acceptance limit. Sample value was > 10X the concentration in the calibration blank.
			M6010B ICP	M3	The spike recovery value is unusable since the analyte concentration in the sample is disproportionate to the spike level. The recovery of the associated control sample (LCS or LFB) was acceptable.
			M6010B ICP	RD	For a solid matrix, the duplicate RPD (spike or matrix) exceeded the control limit, which is attributable to the non-homogeneity of the sample.
	WG250786	Lead, total (3050)	M6020 ICP-MS	MA	Recovery for either the spike or spike duplicate was outside of the acceptance limits; the RPD was within the acceptance limits.
	WG250723	Molybdenum, total (3050)	M6010B ICP	M3	The spike recovery value is unusable since the analyte concentration in the sample is disproportionate to the spike level. The recovery of the associated control sample (LCS or LFB) was acceptable.
	WG250852	Selenium, total (3050)	M6020 ICP-MS	ZB	The ICP-MS Serial Dilution was not used for data validation because the sample concentration was less than 100 times the MDL.
	WG250786	Thallium, total (3050)	M6020 ICP-MS	MA	Recovery for either the spike or spike duplicate was outside of the acceptance limits; the RPD was within the acceptance limits.
		Uranium, total (3050)	M6020 ICP-MS	M1	Matrix spike recovery was high, the recovery of the associated control sample (LCS or LFB) was acceptable.
			M6020 ICP-MS	RD	For a solid matrix, the duplicate RPD (spike or matrix) exceeded the control limit, which is attributable to the non-homogeneity of the sample.
			M6020 ICP-MS	ZH	Serial Dilution exceeded the acceptance criteria. Matrix interference [physical or chemical] is suspected.
	WG250723	Zinc, total (3050)	M6010B ICP	ZH	Serial Dilution exceeded the acceptance criteria. Matrix interference [physical or chemical] is suspected.

FMI Gold & Copper - Sierrita ACZ Project ID: ***L71083***

ACZ ID	WORKNUM	PARAMETER	METHOD	QUAL	DESCRIPTION
L71083-02	WG250786	Antimony, total (3050)	M6020 ICP-MS	M2	Matrix spike recovery was low, the recovery of the associated control sample (LCS or LFB) was acceptable.
		Arsenic, total (3050)	M6020 ICP-MS	B7	Target analyte detected in prep / method blank at or above acceptance limit. Sample value is > 10X the concentration in the method blank.
			M6020 ICP-MS	ZB	The ICP-MS Serial Dilution was not used for data validation because the sample concentration was less than 100 times the MDL.
	WG250723	Copper, total (3050)	M6010B ICP	BB	Target analyte detected in calibration blank at or above acceptance limit. Sample value was > 10X the concentration in the calibration blank.
			M6010B ICP	M3	The spike recovery value is unusable since the analyte concentration in the sample is disproportionate to the spike level. The recovery of the associated control sample (LCS or LFB) was acceptable.
			M6010B ICP	RD	For a solid matrix, the duplicate RPD (spike or matrix) exceeded the control limit, which is attributable to the non-homogeneity of the sample.
	WG250786	Lead, total (3050)	M6020 ICP-MS	MA	Recovery for either the spike or spike duplicate was outside of the acceptance limits; the RPD was within the acceptance limits.
	WG250723	Molybdenum, total (3050)	M6010B ICP	M3	The spike recovery value is unusable since the analyte concentration in the sample is disproportionate to the spike level. The recovery of the associated control sample (LCS or LFB) was acceptable.
	WG250852	Selenium, total (3050)	M6020 ICP-MS	ZB	The ICP-MS Serial Dilution was not used for data validation because the sample concentration was less than 100 times the MDL.
	WG250786	Thallium, total (3050)	M6020 ICP-MS	MA	Recovery for either the spike or spike duplicate was outside of the acceptance limits; the RPD was within the acceptance limits.
		Uranium, total (3050)	M6020 ICP-MS	M1	Matrix spike recovery was high, the recovery of the associated control sample (LCS or LFB) was acceptable.
			M6020 ICP-MS	RD	For a solid matrix, the duplicate RPD (spike or matrix) exceeded the control limit, which is attributable to the non-homogeneity of the sample.
			M6020 ICP-MS	ZH	Serial Dilution exceeded the acceptance criteria. Matrix interference [physical or chemical] is suspected.
	WG250723	Zinc, total (3050)	M6010B ICP	ZH	Serial Dilution exceeded the acceptance criteria. Matrix interference [physical or chemical] is suspected.

ACZ Laboratories, Inc.
2773 Downhill Drive Steamboat Springs, CO 80487 (800) 334-5493

Inorganic Extended Qualifier Report

FMI Gold & Copper - Sierrita ACZ Project ID: ***L71083***

ACZ ID	WORKNUM	PARAMETER	METHOD	QUAL	DESCRIPTION
L71083-03	WG250786	Antimony, total (3050)	M6020 ICP-MS	M2	Matrix spike recovery was low, the recovery of the associated control sample (LCS or LFB) was acceptable.
	WG250723	Copper, total (3050)	M6010B ICP	BB	Target analyte detected in calibration blank at or above acceptance limit. Sample value was > 10X the concentration in the calibration blank.
			M6010B ICP	M3	The spike recovery value is unusable since the analyte concentration in the sample is disproportionate to the spike level. The recovery of the associated control sample (LCS or LFB) was acceptable.
			M6010B ICP	RD	For a solid matrix, the duplicate RPD (spike or matrix) exceeded the control limit, which is attributable to the non-homogeneity of the sample.
	WG250786	Lead, total (3050)	M6020 ICP-MS	MA	Recovery for either the spike or spike duplicate was outside of the acceptance limits; the RPD was within the acceptance limits.
	WG250723	Molybdenum, total (3050)	M6010B ICP	M3	The spike recovery value is unusable since the analyte concentration in the sample is disproportionate to the spike level. The recovery of the associated control sample (LCS or LFB) was acceptable.
	WG250852	Selenium, total (3050)	M6020 ICP-MS	ZB	The ICP-MS Serial Dilution was not used for data validation because the sample concentration was less than 100 times the MDL.
	WG250786	Thallium, total (3050)	M6020 ICP-MS	MA	Recovery for either the spike or spike duplicate was outside of the acceptance limits; the RPD was within the acceptance limits.
		Uranium, total (3050)	M6020 ICP-MS	M1	Matrix spike recovery was high, the recovery of the associated control sample (LCS or LFB) was acceptable.
			M6020 ICP-MS	RD	For a solid matrix, the duplicate RPD (spike or matrix) exceeded the control limit, which is attributable to the non-homogeneity of the sample.
			M6020 ICP-MS	ZH	Serial Dilution exceeded the acceptance criteria. Matrix interference [physical or chemical] is suspected.
	WG250723	Zinc, total (3050)	M6010B ICP	ZH	Serial Dilution exceeded the acceptance criteria. Matrix interference [physical or chemical] is suspected.

Metals Analysis

The following parameters are not offered for certification or are not covered by NELAC certificate #ACZ.

Uranium, total (3050)	M6020 ICP-MS

Soil Analysis

The following parameters are not offered for certification or are not covered by NELAC certificate #ACZ.

Solids, Percent	CLPSOW390, PART F, D-98

ACZ Laboratories, Inc.
2773 Downhill Drive Steamboat Springs, CO 80487 (800) 334-5493

Sample Receipt

FMI Gold & Copper - Sierrita
OJ07R9

ACZ Project ID: L71083
Date Received: 8/12/2008
Received By:
Date Printed: 8/12/2008

Receipt Verification

	YES	NO	NA
1) Does this project require special handling procedures such as CLP protocol?			X
2) Are the custody seals on the cooler intact?	X		
3) Are the custody seals on the sample containers intact?			X
4) Is there a Chain of Custody or other directive shipping papers present?	X		
5) Is the Chain of Custody complete?	X		
6) Is the Chain of Custody in agreement with the samples received?	X		
7) Is there enough sample for all requested analyses?	X		
8) Are all samples within holding times for requested analyses?	X		
9) Were all sample containers received intact?	X		
10) Are the temperature blanks present?			X
11) Are the trip blanks (VOA and/or Cyanide) present?			X
12) Are samples requiring no headspace, headspace free?			X
13) Do the samples that require a Foreign Soils Permit have one?			X

Exceptions: If you answered no to any of the above questions, please describe

N/A

Contact (For any discrepancies, the client must be contacted)

N/A

Shipping Containers

Cooler Id	Temp (°C)	Rad (µR/hr)
1744	2.3	15

Client must contact ACZ Project Manager if analysis should not proceed for samples received outside of thermal preservation acceptance criteria.

Notes

ACZ Laboratories, Inc.
2773 Downhill Drive Steamboat Springs, CO 80487 (800) 334-5493

Sample Receipt

FMI Gold & Copper - Sierrita
OJ07R9

ACZ Project ID: L71083
Date Received: 8/12/2008
Received By:

Sample Container Preservation

SAMPLE	CLIENT ID	R < 2	G < 2	BK < 2	Y< 2	YG< 2	B< 2	O < 2	T >12	N/A	RAD	ID
L71083-01	RA-SD-02-0-1.5/D/MS/									X		
L71083-02	RA-SD-02-1.5-3.0/D/M									X		
L71083-03	RA-SD-01-0-1.5/D/MS/									X		

Sample Container Preservation Legend

Abbreviation	Description	Container Type	Preservative/Limits
R	Raw/Nitric	RED	pH must be < 2
B	Filtered/Sulfuric	BLUE	pH must be < 2
BK	Filtered/Nitric	BLACK	pH must be < 2
G	Filtered/Nitric	GREEN	pH must be < 2
O	Raw/Sulfuric	ORANGE	pH must be < 2
P	Raw/NaOH	PURPLE	pH must be > 12 *
T	Raw/NaOH Zinc Acetate	TAN	pH must be > 12
Y	Raw/Sulfuric	YELLOW	pH must be < 2
YG	Raw/Sulfuric	YELLOW GLASS	pH must be < 2
N/A	No preservative needed	Not applicable	
RAD	Gamma/Beta dose rate	Not applicable	must be < 250 µR/hr

* pH check performed by analyst prior to sample preparation

Sample IDs Reviewed By: _____

ACZ Laboratories, Inc. L71083

2773 Downhill Drive Steamboat Springs, CO 80487 (800) 334-5493

CHAIN of CUSTODY

Report to:

Name: Ned Hall
Company: FMI
E-mail: Ned_Hall@FMI.com
Address: 6200 W. Duval Mine Rd. P.O. Box 527, Green Valley, AZ
Telephone: (520) 648-8857

Copy of Report to:

Name: Steven_Vaughn@wscorp.com
Company:
E-mail: Rick_Smith@wscorp.com
Telephone:

Invoice to:

Name: Ned Hall
Company: FMI
E-mail: Ned_Hall@FMI.com
Address: 6200 W. Duval Mine Rd P.O. Box 527, Green Valley, AZ
Telephone: (520) 648-8857

If sample(s) received past holding time (HT), or if insufficient HT remains to complete analysis before expiration, shall ACZ proceed with requested short HT analyses? YES ☐ NO ☐
If "NO" then ACZ will contact client for further instruction. If neither "YES" nor "NO" is indicated, ACZ will proceed with the requested analyses, even if HT is expired, and data will be qualified.

PROJECT INFORMATION

Quote #:
Project/PO #: 050789
Reporting state for compliance testing:
Sampler's Name: Armando Jimenez
Are any samples NRC licensable material?

ANALYSES REQUESTED *(attach list or use quote number)*

	SAMPLE IDENTIFICATION	DATE:TIME		Matrix	# of Containers	See Attached Quote 7/8/08
1.	RA-SD-02-0-1.5	8-11-08	910	SO	1	↓
	RA-SD-02-0-1.5D		910		1	
	RA-SD-02-0-1.5MS		910		1	
	RA-SD-02-0-1.5MSD		910		1	
2.	RA-SD-02-1.5-3.0		930		1	
	RA-SD-02-1.5-3.0D		930		1	
	RA-SD-02-1.5-3.0MS		930		1	
	RA-SD-02-1.5-3.0MSD		930		1	
3.	RA-SD-01-0-1.5		950		1	
	RA-SD-01-0-1.5D		950		1	

Matrix: SW (Surface Water) · GW (Ground Water) · WW (Waste Water) · DW (Drinking Water) · SL (Sludge) · SO (Soil) · OL (Oil) · Other

REMARKS/ SAMPLE DISCLOSURES

MS = Matrix Spike
MSD = Matrix Spike Duplicate
Fedex: 7993 6262 2377
7920 9488 1514

PAGE 1 of 3

Please refer to ACZ's terms & conditions located on the reverse side of this COC.

RELINQUISHED BY:	DATE:TIME	RECEIVED BY:	DATE:TIME
Armando Jimenez	8/11/08 1430	Fedex	
			8/12/08 10:29

FRMAD050.03.05.02 White - Return with sample. Yellow - Retain for your records.

ACZ Laboratories, Inc.

2773 Downhill Drive Steamboat Springs, CO 80487 (800) 334-5493

CHAIN of CUSTODY

Report to:

Name: Ned Hall
Company: FMI
E-mail: Ned-Hall@FMI.com
Address: 6200 W. Dunn Mine Rd. P.O. Box 527, Green Valley, IL
Telephone: (520) 648-8357

Copy of Report to:

Name: Steven-Vaughn@uscorp.com
Company:
E-mail: Rick-Smith@uscorp.com
Telephone:

Invoice to:

Name: Ned Hall
Company: FMI
E-mail: Ned-Hall@FMI.com
Address: 6200 W. Dunn Mine Rd P.O. Box 527, Green Valley, IL
Telephone: (520) 648-8357

If sample(s) received past holding time (HT), or if insufficient HT remains to complete analysis before expiration, shall ACZ proceed with requested short HT analyses? YES ☐ NO ☐
If "NO" then ACZ will contact client for further instruction. If neither "YES" nor "NO" is indicated, ACZ will proceed with the requested analyses, even if HT is expired, and data will be qualified.

PROJECT INFORMATION

Quote #:
Project/PO #: OJ07R9
Reporting state for compliance testing:
Sampler's Name: Armando Jimenez
Are any samples NRC licensable material?

ANALYSES REQUESTED *(attach list or use quote number)*

SAMPLE IDENTIFICATION	DATE:TIME	Matrix	# of Containers	See attached 7/8/03 Quote
3.1 RA-SD-01-0-1.5MS	8-11-06 950	SO	1	✓
RA-SD-01-0-1.5MSD	↓			
RA-SD-01-1.5-3.0	1005			
RA-SD-01-1.5-3.0D	↓			
RA-SD-01-1.5-3.0MS				
RA-SD-01-1.5-3.0MSD	↓			
RA-JS-01-0-1	1025			
RA-JS-01-0-1D	↓			
RA-JS-01-0-1MS				
RA-JS-01-0-1MSD	↓			

Matrix: SW (Surface Water) · GW (Ground Water) · WW (Waste Water) · DW (Drinking Water) · SL (Sludge) · SO (Soil) · OL (Oil) · Other

REMARKS/ SAMPLE DISCLOSURES

MS = Matrix Spike.
MSD = Matrix Spike Duplicate

Fed Ex: 7993 6262 2377
7920 9438 1514

PAGE 2 of 2

Please refer to ACZ's terms & conditions located on the reverse side of this COC.

RELINQUISHED BY:	DATE:TIME	RECEIVED BY:	DATE:TIME
A. J	8/11/03 1430	Fed Ex	8/12/03 1023

FRMAD050.03.05.02 White - Return with sample. Yellow - Retain for your records.

ACZ Laboratories, Inc.
2773 Downhill Drive Steamboat Springs, CO 80487 (800) 334-5493

Analytical Report

September 04, 2008

Report to:
Ned Hall
FMI Gold & Copper - Sierrita
P.O. Box 527 6200 W. Duval Mine Rd.
Green Valley, AZ 85622-0527

Bill to:
Accounts Payable
FMI Gold & Copper - Sierrita
P.O. Box 2671
Phoenix, AZ 85002-2671

cc: Steve Vaughn, Rick Smith

Project ID: OJ07R9
ACZ Project ID: L71084

Ned Hall:

Enclosed are the analytical results for sample(s) submitted to ACZ Laboratories, Inc. (ACZ) on August 12, 2008. This project has been assigned to ACZ's project number, L71084. Please reference this number in all future inquiries.

All analyses were performed according to ACZ's Quality Assurance Plan, version 12.0. The enclosed results relate only to the samples received under L71084. Each section of this report has been reviewed and approved by the appropriate Laboratory Supervisor, or a qualified substitute.

Except as noted, the test results for the methods and parameters listed on ACZ's current NELAC certificate letter (#ACZ) meet all requirements of NELAC.

This report shall be used or copied only in its entirety. ACZ is not responsible for the consequences arising from the use of a partial report.

All samples and sub-samples associated with this project will be disposed of after October 04, 2008. If the samples are determined to be hazardous, additional charges apply for disposal (typically less than $10/sample). If you would like the samples to be held longer than ACZ's stated policy or to be returned, please contact your Project Manager or Customer Service Representative for further details and associated costs. ACZ retains analytical reports for five years.

If you have any questions or other needs, please contact your Project Manager.

S. Habermehl

Scott Habermehl has reviewed
and approved this report.

ACZ Laboratories, Inc.
2773 Downhill Drive Steamboat Springs, CO 80487 (800) 334-5493

Inorganic Analytical Results

FMI Gold & Copper - Sierrita
Project ID: OJ07R9
Sample ID: RA-SD-01-1.5-3.0/D/M

ACZ Sample ID: ***L71084-01***
Date Sampled: *08/11/08 10:05*
Date Received: *08/12/08*
Sample Matrix: *Soil*

Metals Analysis

Parameter	EPA Method	Result	Qual	XQ	Units	MDL	PQL	Date	Analyst
Antimony, total (3050)	M6020 ICP-MS	4.0		*	mg/Kg	0.2	1	08/28/08 8:41	erf/rac
Arsenic, total (3050)	M6020 ICP-MS	24.7		*	mg/Kg	0.3	0.5	08/28/08 8:41	erf/rac
Barium, total (3050)	M6010B ICP	81.7			mg/Kg	0.3	2	08/28/08 1:22	ear/aeh
Beryllium, total (3050)	M6010B ICP	0.7	B		mg/Kg	0.2	1	08/29/08 22:12	aeh
Cadmium, total (3050)	M6010B ICP	0.8	B		mg/Kg	0.5	2	08/28/08 1:22	ear/aeh
Chromium, total (3050)	M6010B ICP	14			mg/Kg	1	5	08/28/08 1:22	ear/aeh
Cobalt, total (3050)	M6010B ICP	10			mg/Kg	1	5	08/28/08 1:22	ear/aeh
Copper, total (3050)	M6010B ICP	6960		*	mg/Kg	1	5	08/28/08 1:22	ear/aeh
Lead, total (3050)	M6020 ICP-MS	114		*	mg/Kg	0.05	0.3	08/28/08 8:41	erf/rac
Manganese, total (3050)	M6010B ICP	226			mg/Kg	0.5	3	08/28/08 1:22	ear/aeh
Mercury, total	M7471A CVAA	0.11	B		mg/Kg	0.05	0.3	08/29/08 21:57	pmc
Molybdenum, total (3050)	M6010B ICP	1590		*	mg/Kg	1	5	08/28/08 1:22	ear/aeh
Nickel, total (3050)	M6010B ICP	2	B		mg/Kg	1	5	08/28/08 1:22	ear/aeh
Selenium, total (3050)	M6020 ICP-MS	3.46		*	mg/Kg	0.05	0.3	08/29/08 6:38	erf/rac
Thallium, total (3050)	M6020 ICP-MS	0.31		*	mg/Kg	0.05	0.3	08/28/08 8:41	erf/rac
Uranium, total (3050)	M6020 ICP-MS	10.90		*	mg/Kg	0.05	0.3	08/28/08 8:41	erf/rac
Zinc, total (3050)	M6010B ICP	186		*	mg/Kg	1	5	08/28/08 1:22	ear/aeh

Soil Analysis

Parameter	EPA Method	Result	Qual	XQ	Units	MDL	PQL	Date	Analyst
Solids, Percent	CLPSOW390, PART F, D-98	68.5		*	%	0.1	0.5	08/17/08 23:36	brd

Soil Preparation

Parameter	EPA Method	Result	Qual	XQ	Units	MDL	PQL	Date	Analyst
Air Dry at 34 Degrees C	USDA No. 1, 1972			*				08/14/08 22:22	brd
Digestion - Hot Plate	M3050B ICP-MS							08/24/08 10:37	bjl
Sieve-2000 um (2.0mm)	ASA No.9, 15-4.2.2			*				08/22/08 20:23	lwt/bjl

Arizona license number: AZ0102

** Please refer to Qualifier Reports for details.*

ACZ Laboratories, Inc.
2773 Downhill Drive Steamboat Springs, CO 80487 (800) 334-5493

Inorganic Analytical Results

FMI Gold & Copper - Sierrita
Project ID: OJ07R9
Sample ID: RA-JS-02-0-1/D/MS/MS

ACZ Sample ID: ***L71084-02***
Date Sampled: *08/11/08 10:28*
Date Received: *08/12/08*
Sample Matrix: *Soil*

Metals Analysis

Parameter	EPA Method	Result	Qual	XQ	Units	MDL	PQL	Date	Analyst
Antimony, total (3050)	M6020 ICP-MS	8.0		*	mg/Kg	0.2	1	08/28/08 8:45	erf/rac
Arsenic, total (3050)	M6020 ICP-MS	35.4		*	mg/Kg	0.3	0.5	08/28/08 8:45	erf/rac
Barium, total (3050)	M6010B ICP	74.1			mg/Kg	0.3	2	08/28/08 1:26	ear/aeh
Beryllium, total (3050)	M6010B ICP		U		mg/Kg	1	5	08/29/08 22:15	aeh
Cadmium, total (3050)	M6010B ICP	1.5	B		mg/Kg	0.5	2	08/28/08 1:26	ear/aeh
Chromium, total (3050)	M6010B ICP	10			mg/Kg	1	5	08/28/08 1:26	ear/aeh
Cobalt, total (3050)	M6010B ICP	17			mg/Kg	1	5	08/28/08 1:26	ear/aeh
Copper, total (3050)	M6010B ICP	30200		*	mg/Kg	5	30	08/29/08 22:15	aeh
Lead, total (3050)	M6020 ICP-MS	137		*	mg/Kg	0.05	0.3	08/28/08 8:45	erf/rac
Manganese, total (3050)	M6010B ICP	384			mg/Kg	0.5	3	08/28/08 1:26	ear/aeh
Mercury, total	M7471A CVAA	0.36			mg/Kg	0.06	0.3	08/29/08 22:05	pmc
Molybdenum, total (3050)	M6010B ICP	1430		*	mg/Kg	1	5	08/28/08 1:26	ear/aeh
Nickel, total (3050)	M6010B ICP	2	B		mg/Kg	1	5	08/28/08 1:26	ear/aeh
Selenium, total (3050)	M6020 ICP-MS	11.10		*	mg/Kg	0.05	0.3	08/28/08 8:45	erf/rac
Thallium, total (3050)	M6020 ICP-MS	0.35		*	mg/Kg	0.05	0.3	08/28/08 8:45	erf/rac
Uranium, total (3050)	M6020 ICP-MS	5.63		*	mg/Kg	0.05	0.3	08/28/08 8:45	erf/rac
Zinc, total (3050)	M6010B ICP	281		*	mg/Kg	1	5	08/28/08 1:26	ear/aeh

Soil Analysis

Parameter	EPA Method	Result	Qual	XQ	Units	MDL	PQL	Date	Analyst
Solids, Percent	CLPSOW390, PART F, D-98	69.5		*	%	0.1	0.5	08/18/08 8:41	brd

Soil Preparation

Parameter	EPA Method	Result	Qual	XQ	Units	MDL	PQL	Date	Analyst
Air Dry at 34 Degrees C	USDA No. 1, 1972			*				08/14/08 22:31	brd
Digestion - Hot Plate	M3050B ICP-MS							08/24/08 11:01	bjl
Sieve-2000 um (2.0mm)	ASA No.9, 15-4.2.2			*				08/22/08 21:31	lwt/bjl

Arizona license number: AZ0102

** Please refer to Qualifier Reports for details.*

ACZ Laboratories, Inc.
2773 Downhill Drive Steamboat Springs, CO 80487 (800) 334-5493

Inorganic Analytical Results

FMI Gold & Copper - Sierrita
Project ID: OJ07R9
Sample ID: RA-JS-02-1-3/D/MS/MS

ACZ Sample ID: ***L71084-03***
Date Sampled: *08/11/08 10:45*
Date Received: *08/12/08*
Sample Matrix: *Soil*

Metals Analysis

Parameter	EPA Method	Result	Qual	XQ	Units	MDL	PQL	Date	Analyst
Antimony, total (3050)	M6020 ICP-MS	17.4		*	mg/Kg	0.4	2	08/30/08 1:03	erf/rac
Arsenic, total (3050)	M6020 ICP-MS	89.7		*	mg/Kg	0.3	0.5	08/28/08 8:57	erf/rac
Barium, total (3050)	M6010B ICP	68.9			mg/Kg	0.3	2	08/28/08 1:29	ear/aeh
Beryllium, total (3050)	M6010B ICP		U		mg/Kg	1	5	08/29/08 22:19	aeh
Cadmium, total (3050)	M6010B ICP	2.5			mg/Kg	0.5	2	08/28/08 1:29	ear/aeh
Chromium, total (3050)	M6010B ICP	18			mg/Kg	1	5	08/28/08 1:29	ear/aeh
Cobalt, total (3050)	M6010B ICP	22			mg/Kg	1	5	08/28/08 1:29	ear/aeh
Copper, total (3050)	M6010B ICP	27800		*	mg/Kg	5	30	08/29/08 22:19	aeh
Lead, total (3050)	M6020 ICP-MS	349			mg/Kg	0.1	0.5	08/30/08 1:03	erf/rac
Manganese, total (3050)	M6010B ICP	327			mg/Kg	0.5	3	08/28/08 1:29	ear/aeh
Mercury, total	M7471A CVAA	0.28	B		mg/Kg	0.06	0.3	08/29/08 22:13	pmc
Molybdenum, total (3050)	M6010B ICP	3430		*	mg/Kg	1	5	08/28/08 1:29	ear/aeh
Nickel, total (3050)	M6010B ICP	2	B		mg/Kg	1	5	08/28/08 1:29	ear/aeh
Selenium, total (3050)	M6020 ICP-MS	9.76		*	mg/Kg	0.05	0.3	08/28/08 8:57	erf/rac
Thallium, total (3050)	M6020 ICP-MS	0.36		*	mg/Kg	0.05	0.3	08/28/08 8:57	erf/rac
Uranium, total (3050)	M6020 ICP-MS	8.62		*	mg/Kg	0.05	0.3	08/28/08 8:57	erf/rac
Zinc, total (3050)	M6010B ICP	466		*	mg/Kg	1	5	08/28/08 1:29	ear/aeh

Soil Analysis

Parameter	EPA Method	Result	Qual	XQ	Units	MDL	PQL	Date	Analyst
Solids, Percent	CLPSOW390, PART F, D-98	65.9		*	%	0.1	0.5	08/18/08 17:46	brd

Soil Preparation

Parameter	EPA Method	Result	Qual	XQ	Units	MDL	PQL	Date	Analyst
Air Dry at 34 Degrees C	USDA No. 1, 1972			*				08/14/08 22:41	brd
Digestion - Hot Plate	M3050B ICP-MS							08/24/08 11:24	bjl
Sieve-2000 um (2.0mm)	ASA No.9, 15-4.2.2			*				08/22/08 22:39	lwt/bjl

Arizona license number: AZ0102

** Please refer to Qualifier Reports for details.*

ACZ Laboratories, Inc.
2773 Downhill Drive Steamboat Springs, CO 80487 (800) 334-5493

Inorganic Analytical Results

FMI Gold & Copper - Sierrita
Project ID: OJ07R9
Sample ID: RA-JS-02-5-7

ACZ Sample ID: ***L71084-04***
Date Sampled: *08/11/08 12:50*
Date Received: *08/12/08*
Sample Matrix: *Soil*

Metals Analysis

Parameter	EPA Method	Result	Qual	XQ	Units	MDL	PQL	Date	Analyst
Antimony, total (3050)	M6020 ICP-MS	9.6		*	mg/Kg	0.2	1	08/28/08 9:01	erf/rac
Arsenic, total (3050)	M6020 ICP-MS	60.0		*	mg/Kg	0.3	0.5	08/28/08 9:01	erf/rac
Barium, total (3050)	M6010B ICP	78.1			mg/Kg	0.3	2	08/28/08 1:33	ear/aeh
Beryllium, total (3050)	M6010B ICP	6.2			mg/Kg	0.4	2	08/29/08 22:23	aeh
Cadmium, total (3050)	M6010B ICP	1.8	B		mg/Kg	0.5	2	08/28/08 1:33	ear/aeh
Chromium, total (3050)	M6010B ICP	35			mg/Kg	1	5	08/28/08 1:33	ear/aeh
Cobalt, total (3050)	M6010B ICP	26			mg/Kg	1	5	08/28/08 1:33	ear/aeh
Copper, total (3050)	M6010B ICP	19600		*	mg/Kg	2	10	08/29/08 22:23	aeh
Lead, total (3050)	M6020 ICP-MS	199		*	mg/Kg	0.05	0.3	08/28/08 9:01	erf/rac
Manganese, total (3050)	M6010B ICP	382			mg/Kg	0.5	3	08/28/08 1:33	ear/aeh
Mercury, total	M7471A CVAA	0.32			mg/Kg	0.06	0.3	08/29/08 22:24	pmc
Molybdenum, total (3050)	M6010B ICP	1950		*	mg/Kg	1	5	08/28/08 1:33	ear/aeh
Nickel, total (3050)	M6010B ICP	8			mg/Kg	1	5	08/28/08 1:33	ear/aeh
Selenium, total (3050)	M6020 ICP-MS	6.25		*	mg/Kg	0.05	0.3	08/28/08 9:01	erf/rac
Thallium, total (3050)	M6020 ICP-MS	0.39		*	mg/Kg	0.05	0.3	08/28/08 9:01	erf/rac
Uranium, total (3050)	M6020 ICP-MS	29.90		*	mg/Kg	0.05	0.3	08/28/08 9:01	erf/rac
Zinc, total (3050)	M6010B ICP	629		*	mg/Kg	1	5	08/28/08 1:33	ear/aeh

Soil Analysis

Parameter	EPA Method	Result	Qual	XQ	Units	MDL	PQL	Date	Analyst
Solids, Percent	CLPSOW390, PART F, D-98	53.0		*	%	0.1	0.5	08/19/08 11:55	brd

Soil Preparation

Parameter	EPA Method	Result	Qual	XQ	Units	MDL	PQL	Date	Analyst
Air Dry at 34 Degrees C	USDA No. 1, 1972			*				08/14/08 22:50	brd
Digestion - Hot Plate	M3050B ICP-MS							08/24/08 11:48	bjl
Sieve-2000 um (2.0mm)	ASA No.9, 15-4.2.2			*				08/22/08 23:47	lwt/bjl

Arizona license number: AZ0102

** Please refer to Qualifier Reports for details.*

ACZ Laboratories, Inc.
2773 Downhill Drive Steamboat Springs, CO 80487 (800) 334-5493

Inorganic Analytical Results

FMI Gold & Copper - Sierrita
Project ID: OJ07R9
Sample ID: RA-JS-02-5-7D

ACZ Sample ID: ***L71084-05***
Date Sampled: *08/11/08 12:50*
Date Received: *08/12/08*
Sample Matrix: *Soil*

Metals Analysis

Parameter	EPA Method	Result	Qual	XQ	Units	MDL	PQL	Date	Analyst
Antimony, total (3050)	M6020 ICP-MS	9.2		*	mg/Kg	0.2	1	08/29/08 6:55	erf/rac
Arsenic, total (3050)	M6020 ICP-MS	76.0		*	mg/Kg	0.3	0.5	08/28/08 9:05	erf/rac
Barium, total (3050)	M6010B ICP	81.1			mg/Kg	0.3	2	08/28/08 1:43	ear/aeh
Beryllium, total (3050)	M6010B ICP	5.0			mg/Kg	0.4	2	08/29/08 22:26	aeh
Cadmium, total (3050)	M6010B ICP	2.0			mg/Kg	0.5	2	08/28/08 1:43	ear/aeh
Chromium, total (3050)	M6010B ICP	32			mg/Kg	1	5	08/28/08 1:43	ear/aeh
Cobalt, total (3050)	M6010B ICP	25			mg/Kg	1	5	08/28/08 1:43	ear/aeh
Copper, total (3050)	M6010B ICP	18000		*	mg/Kg	5	30	09/03/08 1:43	ear/aeh
Lead, total (3050)	M6020 ICP-MS	185		*	mg/Kg	0.05	0.3	08/29/08 6:55	erf/rac
Manganese, total (3050)	M6010B ICP	415			mg/Kg	0.5	3	08/28/08 1:43	ear/aeh
Mercury, total	M7471A CVAA	0.57			mg/Kg	0.06	0.3	08/29/08 22:27	pmc
Molybdenum, total (3050)	M6010B ICP	1960		*	mg/Kg	1	5	08/28/08 1:43	ear/aeh
Nickel, total (3050)	M6010B ICP	9			mg/Kg	1	5	08/28/08 1:43	ear/aeh
Selenium, total (3050)	M6020 ICP-MS	7.83		*	mg/Kg	0.05	0.3	08/28/08 9:05	erf/rac
Thallium, total (3050)	M6020 ICP-MS	0.52		*	mg/Kg	0.05	0.3	08/28/08 9:05	erf/rac
Uranium, total (3050)	M6020 ICP-MS	32.20		*	mg/Kg	0.05	0.3	08/28/08 9:05	erf/rac
Zinc, total (3050)	M6010B ICP	589		*	mg/Kg	1	5	08/28/08 1:43	ear/aeh

Soil Analysis

Parameter	EPA Method	Result	Qual	XQ	Units	MDL	PQL	Date	Analyst
Solids, Percent	CLPSOW390, PART F, D-98	60.0		*	%	0.1	0.5	08/19/08 21:00	brd

Soil Preparation

Parameter	EPA Method	Result	Qual	XQ	Units	MDL	PQL	Date	Analyst
Air Dry at 34 Degrees C	USDA No. 1, 1972			*				08/14/08 22:59	brd
Digestion - Hot Plate	M3050B ICP-MS							08/24/08 12:11	bjl
Sieve-2000 um (2.0mm)	ASA No.9, 15-4.2.2			*				08/23/08 0:55	lwt/bjl

Arizona license number: AZ0102

** Please refer to Qualifier Reports for details.*

Report Header Explanations

Batch	A distinct set of samples analyzed at a specific time
Found	Value of the QC Type of interest
Limit	Upper limit for RPD, in %.
Lower	Lower Recovery Limit, in % (except for LCSS, mg/Kg)
MDL	Method Detection Limit. Same as Minimum Reporting Limit. Allows for instrument and annual fluctuations.
PCN/SCN	A number assigned to reagents/standards to trace to the manufacturer's certificate of analysis
PQL	Practical Quantitation Limit, typically 5 times the MDL.
QC	True Value of the Control Sample or the amount added to the Spike
Rec	Amount of the true value or spike added recovered, in % (except for LCSS, mg/Kg)
RPD	Relative Percent Difference, calculation used for Duplicate QC Types
Upper	Upper Recovery Limit, in % (except for LCSS, mg/Kg)
Sample	Value of the Sample of interest

QC Sample Types

AS	Analytical Spike (Post Digestion)	*LCSWD*	Laboratory Control Sample - Water Duplicate
ASD	Analytical Spike (Post Digestion) Duplicate	*LFB*	Laboratory Fortified Blank
CCB	Continuing Calibration Blank	*LFM*	Laboratory Fortified Matrix
CCV	Continuing Calivation Verification standard	*LFMD*	Laboratory Fortified Matrix Duplicate
DUP	Sample Duplicate	*LRB*	Laboratory Reagent Blank
ICB	Initial Calibration Blank	*MS*	Matrix Spike
ICV	Initial Calibration Verification standard	*MSD*	Matrix Spike Duplicate
ICSAB	Inter-element Correction Standard - A plus B solutions	*PBS*	Prep Blank - Soil
LCSS	Laboratory Control Sample - Soil	*PBW*	Prep Blank - Water
LCSSD	Laboratory Control Sample - Soil Duplicate	*PQV*	Practical Quantitation Verification standard
LCSW	Laboratory Control Sample - Water	*SDL*	Serial Dilution

QC Sample Type Explanations

Blanks	Verifies that there is no or minimal contamination in the prep method or calibration procedure.
Control Samples	Verifies the accuracy of the method, including the prep procedure.
Duplicates	Verifies the precision of the instrument and/or method.
Spikes/Fortified Matrix	Determines sample matrix interferences, if any.
Standard	Verifies the validity of the calibration.

ACZ Qualifiers (Qual)

B	Analyte concentration detected at a value between MDL and PQL.
H	Analysis exceeded method hold time. pH is a field test with an immediate hold time.
U	Analyte was analyzed for but not detected at the indicated MDL

Method References

(1) EPA 600/4-83-020. Methods for Chemical Analysis of Water and Wastes, March 1983.
(2) EPA 600/R-93-100. Methods for the Determination of Inorganic Substances in Environmental Samples, August 1993.
(3) EPA 600/R-94-111. Methods for the Determination of Metals in Environmental Samples - Supplement I, May 1994.
(5) EPA SW-846. Test Methods for Evaluating Solid Waste, Third Edition with Update III, December 1996.
(6) Standard Methods for the Examination of Water and Wastewater, 19th edition, 1995.

Comments

(1) QC results calculated from raw data. Results may vary slightly if the rounded values are used in the calculations.
(2) Soil, Sludge, and Plant matrices for Inorganic analyses are reported on a dry weight basis.
(3) Animal matrices for Inorganic analyses are reported on an "as received" basis.

FMI Gold & Copper - Sierrita
Project ID: OJ07R9

ACZ Project ID: ***L71084***

Antimony, total (3050) M6020 ICP-MS

ACZ ID	Type	Analyzed	PCN/SCN	QC	Sample	Found	Units	Rec	Lower	Upper	RPD	Limit	Qual
WG250786													
WG250786ICV	ICV	08/28/08 7:52	MS080813-2	.02006		.02051	mg/L	102.2	90	110			
WG250786ICB	ICB	08/28/08 7:56				U	mg/L		-0.0012	0.0012			
WG250512PBS	PBS	08/28/08 8:13				.28	mg/Kg		-0.6	0.6			
WG250512LCSS	LCSS	08/28/08 8:17	PCN30289	126		97.9	mg/Kg		63.3	189			
WG250512LCSSD	LCSSD	08/28/08 8:21	PCN30289	126		98.6	mg/Kg		63.3	189	0.7	20	
L71176-09MS	MS	08/28/08 9:53	MS080707-3	5.1	2.8	4.95	mg/Kg	42.2	75	125			M2
L71176-09MSD	MSD	08/28/08 9:57	MS080707-3	5.1	2.8	5.77	mg/Kg	58.2	75	125	15.3	20	M2
WG250852													
WG250852ICV	ICV	08/29/08 5:48	MS080813-2	.02006		.01992	mg/L	99.3	90	110			
WG250852ICB	ICB	08/29/08 5:52				U	mg/L		-0.0012	0.0012			
WG250512PBS	PBS	08/29/08 6:09				U	mg/Kg		-0.6	0.6			
WG250512LCSS	LCSS	08/29/08 6:13	PCN30289	126		94.9	mg/Kg		63.3	189			
WG250512LCSSD	LCSSD	08/29/08 6:18	PCN30289	126		95.8	mg/Kg		63.3	189	0.9	20	
L71176-09MS	MS	08/29/08 7:45	MS080707-3	5.1	2.5	4.14	mg/Kg	32.2	75	125			M2
L71176-09MSD	MSD	08/29/08 7:49	MS080707-3	5.1	2.5	4.41	mg/Kg	37.5	75	125	6.32	20	M2
WG250949													
WG250949ICV	ICV	08/30/08 0:42	MS080813-2	.02006		.02067	mg/L	103	90	110			
WG250949ICB	ICB	08/30/08 0:47				U	mg/L		-0.0012	0.0012			

Arsenic, total (3050) M6020 ICP-MS

ACZ ID	Type	Analyzed	PCN/SCN	QC	Sample	Found	Units	Rec	Lower	Upper	RPD	Limit	Qual
WG250786													
WG250786ICV	ICV	08/28/08 7:52	MS080813-2	.05		.05107	mg/L	102.1	90	110			
WG250786ICB	ICB	08/28/08 7:56				.00097	mg/L		-0.0015	0.0015			
WG250512PBS	PBS	08/28/08 8:13				1.45	mg/Kg		-0.9	0.9			B7
WG250512LCSS	LCSS	08/28/08 8:17	PCN30289	225		223.6	mg/Kg		181	270			
WG250512LCSSD	LCSSD	08/28/08 8:21	PCN30289	225		227.2	mg/Kg		181	270	1.6	20	
L71176-09MS	MS	08/28/08 9:53	MS080707-3	25.5	17.8	42.36	mg/Kg	96.3	75	125			
L71176-09MSD	MSD	08/28/08 9:57	MS080707-3	25.5	17.8	46.87	mg/Kg	114	75	125	10.11	20	

Barium, total (3050) M6010B ICP

ACZ ID	Type	Analyzed	PCN/SCN	QC	Sample	Found	Units	Rec	Lower	Upper	RPD	Limit	Qual
WG250723													
WG250723ICV	ICV	08/28/08 0:00	II080820-1	2		2.0054	mg/L	100.3	90	110			
WG250723ICB	ICB	08/28/08 0:03				U	mg/L		-0.009	0.009			
L71015-01MS	MS	08/28/08 0:34	II2XSOIL	50.5	50.5	112.76	mg/Kg	123.3	75	125			
L71015-01MSD	MSD	08/28/08 0:38	II2XSOIL	50.5	50.5	107.48	mg/Kg	112.8	75	125	4.79	20	
WG250512PBS	PBS	08/28/08 0:44				U	mg/Kg		-0.9	0.9			
WG250512LCSS	LCSS	08/28/08 0:48	PCN30289	565		559.84	mg/Kg		461	669			
WG250512LCSSD	LCSSD	08/28/08 0:51	PCN30289	565		564.4	mg/Kg		461	669	0.8	20	
L71083-01MS	MS	08/28/08 1:09	II080811-3	50.5	52.4	96.4	mg/Kg	87.1	75	125			
L71083-01MSD	MSD	08/28/08 1:12	II080811-3	50.5	52.4	93.67	mg/Kg	81.7	75	125	2.87	20	

FMI Gold & Copper - Sierrita ACZ Project ID: ***L71084***

Project ID: OJ07R9

Beryllium, total (3050) M6010B ICP

ACZ ID	Type	Analyzed	PCN/SCN	QC	Sample	Found	Units	Rec	Lower	Upper	RPD	Limit	Qual
WG250834													
WG250834ICV	ICV	08/29/08 21:12	II080820-1	2		1.9572	mg/L	97.9	90	110			
WG250834ICB	ICB	08/29/08 21:16				U	mg/L		-0.006	0.006			
WG250512PBS	PBS	08/29/08 21:31				U	mg/Kg		-0.6	0.6			
WG250512LCSS	LCSS	08/29/08 21:34	PCN30289	162		170.28	mg/Kg		134	190			
WG250512LCSSD	LCSSD	08/29/08 21:38	PCN30289	162		175.57	mg/Kg		134	190	3.1	20	
L71083-01MS	MS	08/29/08 21:49	II080811-3	50.5	U	49.59	mg/Kg	98.2	75	125			
L71083-01MSD	MSD	08/29/08 21:53	II080811-3	50.5	U	51.41	mg/Kg	101.8	75	125	3.6	20	

Cadmium, total (3050) M6010B ICP

ACZ ID	Type	Analyzed	PCN/SCN	QC	Sample	Found	Units	Rec	Lower	Upper	RPD	Limit	Qual
WG250723													
WG250723ICV	ICV	08/28/08 0:00	II080820-1	2		1.9379	mg/L	96.9	90	110			
WG250723ICB	ICB	08/28/08 0:03				U	mg/L		-0.015	0.015			
L71015-01MS	MS	08/28/08 0:34	II2XSOIL	50.5	U	52.1	mg/Kg	103.2	75	125			
L71015-01MSD	MSD	08/28/08 0:38	II2XSOIL	50.5	U	49.7	mg/Kg	98.4	75	125	4.72	20	
WG250512PBS	PBS	08/28/08 0:44				U	mg/Kg		-1.5	1.5			
WG250512LCSS	LCSS	08/28/08 0:48	PCN30289	69.1		66.02	mg/Kg		58.1	80.1			
WG250512LCSSD	LCSSD	08/28/08 0:51	PCN30289	69.1		68.21	mg/Kg		58.1	80.1	3.3	20	
L71083-01MS	MS	08/28/08 1:09	II080811-3	50.5	U	48.88	mg/Kg	96.8	75	125			
L71083-01MSD	MSD	08/28/08 1:12	II080811-3	50.5	U	49.81	mg/Kg	98.6	75	125	1.88	20	

Chromium, total (3050) M6010B ICP

ACZ ID	Type	Analyzed	PCN/SCN	QC	Sample	Found	Units	Rec	Lower	Upper	RPD	Limit	Qual
WG250723													
WG250723ICV	ICV	08/28/08 0:00	II080820-1	2		2.001	mg/L	100.1	90	110			
WG250723ICB	ICB	08/28/08 0:03				U	mg/L		-0.03	0.03			
L71015-01MS	MS	08/28/08 0:34	II2XSOIL	50.5	33	94.2	mg/Kg	121.2	75	125			
L71015-01MSD	MSD	08/28/08 0:38	II2XSOIL	50.5	33	90.6	mg/Kg	114.1	75	125	3.9	20	
WG250512PBS	PBS	08/28/08 0:44				U	mg/Kg		-3	3			
WG250512LCSS	LCSS	08/28/08 0:48	PCN30289	124		127.7	mg/Kg		101	147			
WG250512LCSSD	LCSSD	08/28/08 0:51	PCN30289	124		132.1	mg/Kg		101	147	3.4	20	
L71083-01MS	MS	08/28/08 1:09	II080811-3	50.5	7	58.2	mg/Kg	101.4	75	125			
L71083-01MSD	MSD	08/28/08 1:12	II080811-3	50.5	7	58.4	mg/Kg	101.8	75	125	0.34	20	

Cobalt, total (3050) M6010B ICP

ACZ ID	Type	Analyzed	PCN/SCN	QC	Sample	Found	Units	Rec	Lower	Upper	RPD	Limit	Qual
WG250723													
WG250723ICV	ICV	08/28/08 0:00	II080820-1	2.002		1.97	mg/L	98.4	90	110			
WG250723ICB	ICB	08/28/08 0:03				U	mg/L		-0.03	0.03			
L71015-01MS	MS	08/28/08 0:34	II2XSOIL	50.5	7	59.3	mg/Kg	103.6	75	125			
L71015-01MSD	MSD	08/28/08 0:38	II2XSOIL	50.5	7	57	mg/Kg	99	75	125	3.96	20	
WG250512PBS	PBS	08/28/08 0:44				U	mg/Kg		-3	3			
WG250512LCSS	LCSS	08/28/08 0:48	PCN30289	115		115.9	mg/Kg		95.6	135			
WG250512LCSSD	LCSSD	08/28/08 0:51	PCN30289	115		119.3	mg/Kg		95.6	135	2.9	20	
L71083-01MS	MS	08/28/08 1:09	II080811-3	50.5	4	52.6	mg/Kg	96.2	75	125			
L71083-01MSD	MSD	08/28/08 1:12	II080811-3	50.5	4	53.8	mg/Kg	98.6	75	125	2.26	20	

FMI Gold & Copper - Sierrita
Project ID: OJ07R9

ACZ Project ID: ***L71084***

Copper, total (3050) M6010B ICP

ACZ ID	Type	Analyzed	PCN/SCN	QC	Sample	Found	Units	Rec	Lower	Upper	RPD	Limit	Qual
WG250723													
WG250723ICV	ICV	08/28/08 0:00	II080820-1	2		1.98	mg/L	99	90	110			
WG250723ICB	ICB	08/28/08 0:03				U	mg/L		-0.03	0.03			
L71015-01MS	MS	08/28/08 0:34	II2XSOIL	50.5	25	78.1	mg/Kg	105.1	75	125			
L71015-01MSD	MSD	08/28/08 0:38	II2XSOIL	50.5	25	75	mg/Kg	99	75	125	4.05	20	
WG250512PBS	PBS	08/28/08 0:44				U	mg/Kg		-3	3			
WG250512LCSS	LCSS	08/28/08 0:48	PCN30289	66.7		62.2	mg/Kg		53.9	79.5			
WG250512LCSSD	LCSSD	08/28/08 0:51	PCN30289	66.7		68.9	mg/Kg		53.9	79.5	10.2	20	
L71083-01MS	MS	08/28/08 1:09	II080811-3	50.5	4210	5264.7	mg/Kg	2088.5	75	125			M3
L71083-01MSD	MSD	08/28/08 1:12	II080811-3	50.5	4210	4148.9	mg/Kg	-121	75	125	23.71	20	M3 RD
WG250834													
WG250834ICV	ICV	08/29/08 21:12	II080820-1	2		1.94	mg/L	97	90	110			
WG250834ICB	ICB	08/29/08 21:16				U	mg/L		-0.03	0.03			
WG250512PBS	PBS	08/29/08 21:31				U	mg/Kg		-3	3			
WG250512LCSS	LCSS	08/29/08 21:34	PCN30289	66.7		64.8	mg/Kg		53.9	79.5			
WG250512LCSSD	LCSSD	08/29/08 21:38	PCN30289	66.7		70.8	mg/Kg		53.9	79.5	8.8	20	
L71083-01MS	MS	08/29/08 21:49	II080811-3	50.5	4380	5396.8	mg/Kg	2013.5	75	125			M3
L71083-01MSD	MSD	08/29/08 21:53	II080811-3	50.5	4380	4277.9	mg/Kg	-202.2	75	125	23.13	20	M3 RD
WG250997													
WG250997ICV	ICV	09/03/08 1:02	II080820-1	2		2.01	mg/L	100.5	90	110			
WG250997ICB	ICB	09/03/08 1:06				U	mg/L		-0.03	0.03			
WG250512PBS	PBS	09/03/08 1:19				U	mg/Kg		-3	3			
WG250512LCSS	LCSS	09/03/08 1:23	PCN30289	66.7		64.1	mg/Kg		53.9	79.5			
WG250512LCSSD	LCSSD	09/03/08 1:26	PCN30289	66.7		70	mg/Kg		53.9	79.5	8.8	20	
L71083-01MS	MS	09/03/08 1:37	II080811-3	50.5	4280	5404.8	mg/Kg	2227.3	75	125			M3
L71083-01MSD	MSD	09/03/08 1:40	II080811-3	50.5	4280	4282.1	mg/Kg	4.2	75	125	23.18	20	M3 RD

FMI Gold & Copper - Sierrita
Project ID: OJ07R9

ACZ Project ID: ***L71084***

Lead, total (3050) M6020 ICP-MS

ACZ ID	Type	Analyzed	PCN/SCN	QC	Sample	Found	Units	Rec	Lower	Upper	RPD	Limit	Qual
WG250786													
WG250786ICV	ICV	08/28/08 7:52	MS080813-2	.05		.04976	mg/L	99.5	90	110			
WG250786ICB	ICB	08/28/08 7:56				U	mg/L		-0.0003	0.0003			
WG250512PBS	PBS	08/28/08 8:13				U	mg/Kg		-0.15	0.15			
WG250512LCSS	LCSS	08/28/08 8:17	PCN30289	223		221.9	mg/Kg		183	264			
WG250512LCSSD	LCSSD	08/28/08 8:21	PCN30289	223		220.9	mg/Kg		183	264	0.5	20	
L71176-09MS	MS	08/28/08 9:53	MS080707-3	25.5	120	143.667	mg/Kg	92.8	75	125			
L71176-09MSD	MSD	08/28/08 9:57	MS080707-3	25.5	120	169.728	mg/Kg	195	75	125	16.63	20	MA
WG250852													
WG250852ICV	ICV	08/29/08 5:48	MS080813-2	.05		.04811	mg/L	96.2	90	110			
WG250852ICB	ICB	08/29/08 5:52				U	mg/L		-0.0003	0.0003			
WG250512PBS	PBS	08/29/08 6:09				U	mg/Kg		-0.15	0.15			
WG250512LCSS	LCSS	08/29/08 6:13	PCN30289	223		219.55	mg/Kg		183	264			
WG250512LCSSD	LCSSD	08/29/08 6:18	PCN30289	223		219.5	mg/Kg		183	264	0	20	
L71176-09MS	MS	08/29/08 7:45	MS080707-3	25.5	104	117.708	mg/Kg	53.8	75	125			M3
L71176-09MSD	MSD	08/29/08 7:49	MS080707-3	25.5	104	124.287	mg/Kg	79.6	75	125	5.44	20	
WG250949													
WG250949ICV	ICV	08/30/08 0:42	MS080813-2	.05		.04916	mg/L	98.3	90	110			
WG250949ICB	ICB	08/30/08 0:47				U	mg/L		-0.0003	0.0003			
L71093-01MS	MS	08/30/08 1:24	MS080707-3	11.75	1.69	15.2	mg/Kg	115	75	125			
L71093-01MSD	MSD	08/30/08 1:28	MS080707-3	12	1.69	15.065	mg/Kg	111.5	75	125	0.89	20	

Manganese, total (3050) M6010B ICP

ACZ ID	Type	Analyzed	PCN/SCN	QC	Sample	Found	Units	Rec	Lower	Upper	RPD	Limit	Qual
WG250723													
WG250723ICV	ICV	08/28/08 0:00	II080820-1	2		1.9815	mg/L	99.1	90	110			
WG250723ICB	ICB	08/28/08 0:03				U	mg/L		-0.015	0.015			
L71015-01MS	MS	08/28/08 0:34	II2XSOIL	50.5	95	154.7	mg/Kg	118.2	75	125			
L71015-01MSD	MSD	08/28/08 0:38	II2XSOIL	50.5	95	148.7	mg/Kg	106.3	75	125	3.96	20	
WG250512PBS	PBS	08/28/08 0:44				U	mg/Kg		-1.5	1.5			
WG250512LCSS	LCSS	08/28/08 0:48	PCN30289	368		362.81	mg/Kg		304	433			
WG250512LCSSD	LCSSD	08/28/08 0:51	PCN30289	368		370.39	mg/Kg		304	433	2.1	20	
L71083-01MS	MS	08/28/08 1:09	II080811-3	50.5	108	164.13	mg/Kg	111.1	75	125			
L71083-01MSD	MSD	08/28/08 1:12	II080811-3	50.5	108	160.6	mg/Kg	104.2	75	125	2.17	20	

FMI Gold & Copper - Sierrita
Project ID: OJ07R9

ACZ Project ID: ***L71084***

Mercury, total M7471A CVAA

ACZ ID	Type	Analyzed	PCN/SCN	QC	Sample	Found	Units	Rec	Lower	Upper	RPD	Limit	Qual
WG250864													
WG250864ICV	ICV	08/29/08 21:15	II080822-2	.01002		.00981	mg/L	97.9	90	110			
WG250864ICB	ICB	08/29/08 21:17				U	mg/L		-0.0006	0.0006			
WG250865													
WG250865PBS	PBS	08/29/08 21:50				U	mg/Kg		-0.12	0.12			
WG250865LCSS	LCSS	08/29/08 21:52	PCN28813	5.8		5.73	mg/Kg		3.83	7.69			
WG250865LCSSD	LCSSD	08/29/08 21:54	PCN28813	5.8		5.49	mg/Kg		3.83	7.69	4.3	20	
L71084-01MS	MS	08/29/08 22:00	II080822-5	1.29	.11	1.33	mg/Kg	94.6	85	115			
L71084-01MSD	MSD	08/29/08 22:03	II080822-5	1.295	.11	1.353	mg/Kg	96	85	115	1.71	20	
L71084-02MS	MS	08/29/08 22:07	II080822-5	1.375	.36	1.704	mg/Kg	97.7	85	115			
L71084-02MSD	MSD	08/29/08 22:11	II080822-5	1.355	.36	1.756	mg/Kg	103	85	115	3.01	20	
L71084-03MS	MS	08/29/08 22:20	II080822-5	1.38	.28	1.529	mg/Kg	90.5	85	115			
L71084-03MSD	MSD	08/29/08 22:22	II080822-5	1.365	.28	1.533	mg/Kg	91.8	85	115	0.26	20	

Molybdenum, total (3050) M6010B ICP

ACZ ID	Type	Analyzed	PCN/SCN	QC	Sample	Found	Units	Rec	Lower	Upper	RPD	Limit	Qual
WG250723													
WG250723ICV	ICV	08/28/08 0:00	II080820-1	2		1.988	mg/L	99.4	90	110			
WG250723ICB	ICB	08/28/08 0:03				U	mg/L		-0.03	0.03			
L71015-01MS	MS	08/28/08 0:34	II2XSOIL	50.5	25	74.2	mg/Kg	97.4	75	125			
L71015-01MSD	MSD	08/28/08 0:38	II2XSOIL	50.5	25	71.3	mg/Kg	91.7	75	125	3.99	20	
WG250512PBS	PBS	08/28/08 0:44				U	mg/Kg		-3	3			
WG250512LCSS	LCSS	08/28/08 0:48	PCN30289	107		113.4	mg/Kg		83.8	130			
WG250512LCSSD	LCSSD	08/28/08 0:51	PCN30289	107		114.7	mg/Kg		83.8	130	1.1	20	
L71083-01MS	MS	08/28/08 1:09	II080811-3	50.5	530	647	mg/Kg	231.7	75	125			M3
L71083-01MSD	MSD	08/28/08 1:12	II080811-3	50.5	530	592.3	mg/Kg	123.4	75	125	8.83	20	

Nickel, total (3050) M6010B ICP

ACZ ID	Type	Analyzed	PCN/SCN	QC	Sample	Found	Units	Rec	Lower	Upper	RPD	Limit	Qual
WG250723													
WG250723ICV	ICV	08/28/08 0:00	II080820-1	2.004		1.92	mg/L	95.8	90	110			
WG250723ICB	ICB	08/28/08 0:03				U	mg/L		-0.03	0.03			
L71015-01MS	MS	08/28/08 0:34	II2XSOIL	50.5	13	75.4	mg/Kg	123.6	75	125			
L71015-01MSD	MSD	08/28/08 0:38	II2XSOIL	50.5	13	72	mg/Kg	116.8	75	125	4.61	20	
WG250512PBS	PBS	08/28/08 0:44				U	mg/Kg		-3	3			
WG250512LCSS	LCSS	08/28/08 0:48	PCN30289	172		169	mg/Kg		140	204			
WG250512LCSSD	LCSSD	08/28/08 0:51	PCN30289	172		177.7	mg/Kg		140	204	5	20	
L71083-01MS	MS	08/28/08 1:09	II080811-3	50.3485	U	48.8	mg/Kg	96.9	75	125			
L71083-01MSD	MSD	08/28/08 1:12	II080811-3	50.3485	U	50	mg/Kg	99.3	75	125	2.43	20	

FMI Gold & Copper - Sierrita
Project ID: OJ07R9

ACZ Project ID: ***L71084***

Selenium, total (3050) M6020 ICP-MS

ACZ ID	Type	Analyzed	PCN/SCN	QC	Sample	Found	Units	Rec	Lower	Upper	RPD	Limit	Qual
WG250786													
WG250786ICV	ICV	08/28/08 7:52	MS080813-2	.05		.05216	mg/L	104.3	90	110			
WG250786ICB	ICB	08/28/08 7:56				.00021	mg/L		-0.0003	0.0003			
WG250512PBS	PBS	08/28/08 8:13				.301	mg/Kg		-0.15	0.15			B7
WG250512LCSS	LCSS	08/28/08 8:17	PCN30289	147		153.2	mg/Kg		114	180			
WG250512LCSSD	LCSSD	08/28/08 8:21	PCN30289	147		153	mg/Kg		114	180	0.1	20	
L71176-09MS	MS	08/28/08 9:53	MS080707-3	12.75	3.01	14.341	mg/Kg	88.9	75	125			
L71176-09MSD	MSD	08/28/08 9:57	MS080707-3	12.75	3.01	15.948	mg/Kg	101.5	75	125	10.61	20	
WG250852													
WG250852ICV	ICV	08/29/08 5:48	MS080813-2	.05		.05026	mg/L	100.5	90	110			
WG250852ICB	ICB	08/29/08 5:52				U	mg/L		-0.0003	0.0003			
WG250512PBS	PBS	08/29/08 6:09				.06	mg/Kg		-0.15	0.15			
WG250512LCSS	LCSS	08/29/08 6:13	PCN30289	147		150.3	mg/Kg		114	180			
WG250512LCSSD	LCSSD	08/29/08 6:18	PCN30289	147		139.95	mg/Kg		114	180	7.1	20	
L71176-09MS	MS	08/29/08 7:45	MS080707-3	12.75	2.45	12.674	mg/Kg	80.2	75	125			
L71176-09MSD	MSD	08/29/08 7:49	MS080707-3	12.75	2.45	12.923	mg/Kg	82.1	75	125	1.95	20	

Solids, Percent CLPSOW390, PART F, D-98

ACZ ID	Type	Analyzed	PCN/SCN	QC	Sample	Found	Units	Rec	Lower	Upper	RPD	Limit	Qual
WG250026													
WG250026PBS	PBS	08/14/08 23:00				U	%		99.9	100.1			
L71084-03DUP	DUP	08/19/08 2:50			65.9	67.76	%				2.8	20	

Thallium, total (3050) M6020 ICP-MS

ACZ ID	Type	Analyzed	PCN/SCN	QC	Sample	Found	Units	Rec	Lower	Upper	RPD	Limit	Qual
WG250786													
WG250786ICV	ICV	08/28/08 7:52	MS080813-2	.05		.05245	mg/L	104.9	90	110			
WG250786ICB	ICB	08/28/08 7:56				U	mg/L		-0.0003	0.0003			
WG250512PBS	PBS	08/28/08 8:13				U	mg/Kg		-0.15	0.15			
WG250512LCSS	LCSS	08/28/08 8:17	PCN30289	173		182.5	mg/Kg		140	205			
WG250512LCSSD	LCSSD	08/28/08 8:21	PCN30289	173		183.1	mg/Kg		140	205	0.3	20	
L71176-09MS	MS	08/28/08 9:53	MS080707-3	25.551	.35	29.325	mg/Kg	113.4	75	125			
L71176-09MSD	MSD	08/28/08 9:57	MS080707-3	25.551	.35	32.895	mg/Kg	127.4	75	125	11.48	20	MA

Uranium, total (3050) M6020 ICP-MS

ACZ ID	Type	Analyzed	PCN/SCN	QC	Sample	Found	Units	Rec	Lower	Upper	RPD	Limit	Qual
WG250786													
WG250786ICV	ICV	08/28/08 7:52	MS080813-2	.05		.04877	mg/L	97.5	90	110			
WG250786ICB	ICB	08/28/08 7:56				U	mg/L		-0.0003	0.0003			
WG250512PBS	PBS	08/28/08 8:13				U	mg/Kg		-0.15	0.15			
L71176-09MS	MS	08/28/08 9:53	MS080707-3	12.75	36.9	47.756	mg/Kg	85.1	75	125			
L71176-09MSD	MSD	08/28/08 9:57	MS080707-3	12.75	36.9	67.575	mg/Kg	240.6	75	125	34.37	20	M1 RD

FMI Gold & Copper - Sierrita
Project ID: OJ07R9

ACZ Project ID: ***L71084***

Zinc, total (3050) M6010B ICP

ACZ ID	Type	Analyzed	PCN/SCN	QC	Sample	Found	Units	Rec	Lower	Upper	RPD	Limit	Qual
WG250723													
WG250723ICV	ICV	08/28/08 0:00	II080820-1	2		1.983	mg/L	99.2	90	110			
WG250723ICB	ICB	08/28/08 0:03				U	mg/L		-0.03	0.03			
L71015-01MS	MS	08/28/08 0:34	II2XSOIL	50.5	31	86.9	mg/Kg	110.7	75	125			
L71015-01MSD	MSD	08/28/08 0:38	II2XSOIL	50.5	31	82.1	mg/Kg	101.2	75	125	5.68	20	
WG250512PBS	PBS	08/28/08 0:44				U	mg/Kg		-3	3			
WG250512LCSS	LCSS	08/28/08 0:48	PCN30289	349		339.1	mg/Kg		280	418			
WG250512LCSSD	LCSSD	08/28/08 0:51	PCN30289	349		355	mg/Kg		280	418	4.6	20	
L71083-01MS	MS	08/28/08 1:09	II080811-3	50.5	51	91.2	mg/Kg	79.6	75	125			
L71083-01MSD	MSD	08/28/08 1:12	II080811-3	50.5	51	93.7	mg/Kg	84.6	75	125	2.7	20	

ACZ Laboratories, Inc.
2773 Downhill Drive Steamboat Springs, CO 80487 (800) 334-5493

Inorganic Extended Qualifier Report

FMI Gold & Copper - Sierrita ACZ Project ID: ***L71084***

ACZ ID	WORKNUM	PARAMETER	METHOD	QUAL	DESCRIPTION
L71084-01	WG250786	Antimony, total (3050)	M6020 ICP-MS	M2	Matrix spike recovery was low, the recovery of the associated control sample (LCS or LFB) was acceptable.
		Arsenic, total (3050)	M6020 ICP-MS	B7	Target analyte detected in prep / method blank at or above acceptance limit. Sample value is > 10X the concentration in the method blank.
			M6020 ICP-MS	ZB	The ICP-MS Serial Dilution was not used for data validation because the sample concentration was less than 100 times the MDL.
	WG250723	Copper, total (3050)	M6010B ICP	BB	Target analyte detected in calibration blank at or above acceptance limit. Sample value was > 10X the concentration in the calibration blank.
			M6010B ICP	M3	The spike recovery value is unusable since the analyte concentration in the sample is disproportionate to the spike level. The recovery of the associated control sample (LCS or LFB) was acceptable.
			M6010B ICP	RD	For a solid matrix, the duplicate RPD (spike or matrix) exceeded the control limit, which is attributable to the non-homogeneity of the sample.
	WG250786	Lead, total (3050)	M6020 ICP-MS	MA	Recovery for either the spike or spike duplicate was outside of the acceptance limits; the RPD was within the acceptance limits.
	WG250723	Molybdenum, total (3050)	M6010B ICP	M3	The spike recovery value is unusable since the analyte concentration in the sample is disproportionate to the spike level. The recovery of the associated control sample (LCS or LFB) was acceptable.
	WG250852	Selenium, total (3050)	M6020 ICP-MS	ZB	The ICP-MS Serial Dilution was not used for data validation because the sample concentration was less than 100 times the MDL.
	WG250786	Thallium, total (3050)	M6020 ICP-MS	MA	Recovery for either the spike or spike duplicate was outside of the acceptance limits; the RPD was within the acceptance limits.
		Uranium, total (3050)	M6020 ICP-MS	M1	Matrix spike recovery was high, the recovery of the associated control sample (LCS or LFB) was acceptable.
			M6020 ICP-MS	RD	For a solid matrix, the duplicate RPD (spike or matrix) exceeded the control limit, which is attributable to the non-homogeneity of the sample.
			M6020 ICP-MS	ZH	Serial Dilution exceeded the acceptance criteria. Matrix interference [physical or chemical] is suspected.
	WG250723	Zinc, total (3050)	M6010B ICP	ZH	Serial Dilution exceeded the acceptance criteria. Matrix interference [physical or chemical] is suspected.

FMI Gold & Copper - Sierrita ACZ Project ID: ***L71084***

ACZ ID	WORKNUM	PARAMETER	METHOD	QUAL	DESCRIPTION
L71084-02	WG250786	Antimony, total (3050)	M6020 ICP-MS	M2	Matrix spike recovery was low, the recovery of the associated control sample (LCS or LFB) was acceptable.
		Arsenic, total (3050)	M6020 ICP-MS	B7	Target analyte detected in prep / method blank at or above acceptance limit. Sample value is > 10X the concentration in the method blank.
			M6020 ICP-MS	ZB	The ICP-MS Serial Dilution was not used for data validation because the sample concentration was less than 100 times the MDL.
	WG250834	Copper, total (3050)	M6010B ICP	M3	The spike recovery value is unusable since the analyte concentration in the sample is disproportionate to the spike level. The recovery of the associated control sample (LCS or LFB) was acceptable.
			M6010B ICP	RD	For a solid matrix, the duplicate RPD (spike or matrix) exceeded the control limit, which is attributable to the non-homogeneity of the sample.
	WG250786	Lead, total (3050)	M6020 ICP-MS	MA	Recovery for either the spike or spike duplicate was outside of the acceptance limits; the RPD was within the acceptance limits.
	WG250723	Molybdenum, total (3050)	M6010B ICP	M3	The spike recovery value is unusable since the analyte concentration in the sample is disproportionate to the spike level. The recovery of the associated control sample (LCS or LFB) was acceptable.
	WG250786	Selenium, total (3050)	M6020 ICP-MS	B7	Target analyte detected in prep / method blank at or above acceptance limit. Sample value is > 10X the concentration in the method blank.
			M6020 ICP-MS	BB	Target analyte detected in calibration blank at or above acceptance limit. Sample value was > 10X the concentration in the calibration blank.
			M6020 ICP-MS	ZB	The ICP-MS Serial Dilution was not used for data validation because the sample concentration was less than 100 times the MDL.
		Thallium, total (3050)	M6020 ICP-MS	MA	Recovery for either the spike or spike duplicate was outside of the acceptance limits; the RPD was within the acceptance limits.
		Uranium, total (3050)	M6020 ICP-MS	M1	Matrix spike recovery was high, the recovery of the associated control sample (LCS or LFB) was acceptable.
			M6020 ICP-MS	RD	For a solid matrix, the duplicate RPD (spike or matrix) exceeded the control limit, which is attributable to the non-homogeneity of the sample.
			M6020 ICP-MS	ZH	Serial Dilution exceeded the acceptance criteria. Matrix interference [physical or chemical] is suspected.
	WG250723	Zinc, total (3050)	M6010B ICP	ZH	Serial Dilution exceeded the acceptance criteria. Matrix interference [physical or chemical] is suspected.

ACZ Laboratories, Inc.
2773 Downhill Drive Steamboat Springs, CO 80487 (800) 334-5493

Inorganic Extended Qualifier Report

FMI Gold & Copper - Sierrita ACZ Project ID: ***L71084***

ACZ ID	WORKNUM	PARAMETER	METHOD	QUAL	DESCRIPTION
L71084-03	WG250949	Antimony, total (3050)	M6020 ICP-MS	M2	Matrix spike recovery was low, the recovery of the associated control sample (LCS or LFB) was acceptable.
	WG250786	Arsenic, total (3050)	M6020 ICP-MS	B7	Target analyte detected in prep / method blank at or above acceptance limit. Sample value is > 10X the concentration in the method blank.
			M6020 ICP-MS	ZB	The ICP-MS Serial Dilution was not used for data validation because the sample concentration was less than 100 times the MDL.
	WG250834	Copper, total (3050)	M6010B ICP	M3	The spike recovery value is unusable since the analyte concentration in the sample is disproportionate to the spike level. The recovery of the associated control sample (LCS or LFB) was acceptable.
			M6010B ICP	RD	For a solid matrix, the duplicate RPD (spike or matrix) exceeded the control limit, which is attributable to the non-homogeneity of the sample.
	WG250723	Molybdenum, total (3050)	M6010B ICP	M3	The spike recovery value is unusable since the analyte concentration in the sample is disproportionate to the spike level. The recovery of the associated control sample (LCS or LFB) was acceptable.
	WG250786	Selenium, total (3050)	M6020 ICP-MS	B7	Target analyte detected in prep / method blank at or above acceptance limit. Sample value is > 10X the concentration in the method blank.
			M6020 ICP-MS	BB	Target analyte detected in calibration blank at or above acceptance limit. Sample value was > 10X the concentration in the calibration blank.
			M6020 ICP-MS	ZB	The ICP-MS Serial Dilution was not used for data validation because the sample concentration was less than 100 times the MDL.
		Thallium, total (3050)	M6020 ICP-MS	MA	Recovery for either the spike or spike duplicate was outside of the acceptance limits; the RPD was within the acceptance limits.
		Uranium, total (3050)	M6020 ICP-MS	M1	Matrix spike recovery was high, the recovery of the associated control sample (LCS or LFB) was acceptable.
			M6020 ICP-MS	RD	For a solid matrix, the duplicate RPD (spike or matrix) exceeded the control limit, which is attributable to the non-homogeneity of the sample.
			M6020 ICP-MS	ZH	Serial Dilution exceeded the acceptance criteria. Matrix interference [physical or chemical] is suspected.
	WG250723	Zinc, total (3050)	M6010B ICP	ZH	Serial Dilution exceeded the acceptance criteria. Matrix interference [physical or chemical] is suspected.

ACZ Laboratories, Inc.
2773 Downhill Drive Steamboat Springs, CO 80487 (800) 334-5493

Inorganic Extended Qualifier Report

FMI Gold & Copper - Sierrita ACZ Project ID: ***L71084***

ACZ ID	WORKNUM	PARAMETER	METHOD	QUAL	DESCRIPTION
L71084-04	WG250786	Antimony, total (3050)	M6020 ICP-MS	M2	Matrix spike recovery was low, the recovery of the associated control sample (LCS or LFB) was acceptable.
		Arsenic, total (3050)	M6020 ICP-MS	B7	Target analyte detected in prep / method blank at or above acceptance limit. Sample value is > 10X the concentration in the method blank.
			M6020 ICP-MS	ZB	The ICP-MS Serial Dilution was not used for data validation because the sample concentration was less than 100 times the MDL.
	WG250834	Copper, total (3050)	M6010B ICP	M3	The spike recovery value is unusable since the analyte concentration in the sample is disproportionate to the spike level. The recovery of the associated control sample (LCS or LFB) was acceptable.
			M6010B ICP	RD	For a solid matrix, the duplicate RPD (spike or matrix) exceeded the control limit, which is attributable to the non-homogeneity of the sample.
	WG250786	Lead, total (3050)	M6020 ICP-MS	MA	Recovery for either the spike or spike duplicate was outside of the acceptance limits; the RPD was within the acceptance limits.
	WG250723	Molybdenum, total (3050)	M6010B ICP	M3	The spike recovery value is unusable since the analyte concentration in the sample is disproportionate to the spike level. The recovery of the associated control sample (LCS or LFB) was acceptable.
	WG250786	Selenium, total (3050)	M6020 ICP-MS	B7	Target analyte detected in prep / method blank at or above acceptance limit. Sample value is > 10X the concentration in the method blank.
			M6020 ICP-MS	BB	Target analyte detected in calibration blank at or above acceptance limit. Sample value was > 10X the concentration in the calibration blank.
			M6020 ICP-MS	ZB	The ICP-MS Serial Dilution was not used for data validation because the sample concentration was less than 100 times the MDL.
		Thallium, total (3050)	M6020 ICP-MS	MA	Recovery for either the spike or spike duplicate was outside of the acceptance limits; the RPD was within the acceptance limits.
		Uranium, total (3050)	M6020 ICP-MS	M1	Matrix spike recovery was high, the recovery of the associated control sample (LCS or LFB) was acceptable.
			M6020 ICP-MS	RD	For a solid matrix, the duplicate RPD (spike or matrix) exceeded the control limit, which is attributable to the non-homogeneity of the sample.
			M6020 ICP-MS	ZH	Serial Dilution exceeded the acceptance criteria. Matrix interference [physical or chemical] is suspected.
	WG250723	Zinc, total (3050)	M6010B ICP	ZH	Serial Dilution exceeded the acceptance criteria. Matrix interference [physical or chemical] is suspected.

FMI Gold & Copper - Sierrita ACZ Project ID: ***L71084***

ACZ ID	WORKNUM	PARAMETER	METHOD	QUAL	DESCRIPTION
L71084-05	WG250852	Antimony, total (3050)	M6020 ICP-MS	M2	Matrix spike recovery was low, the recovery of the associated control sample (LCS or LFB) was acceptable.
	WG250786	Arsenic, total (3050)	M6020 ICP-MS	B7	Target analyte detected in prep / method blank at or above acceptance limit. Sample value is > 10X the concentration in the method blank.
			M6020 ICP-MS	ZB	The ICP-MS Serial Dilution was not used for data validation because the sample concentration was less than 100 times the MDL.
	WG250997	Copper, total (3050)	M6010B ICP	M3	The spike recovery value is unusable since the analyte concentration in the sample is disproportionate to the spike level. The recovery of the associated control sample (LCS or LFB) was acceptable.
			M6010B ICP	RD	For a solid matrix, the duplicate RPD (spike or matrix) exceeded the control limit, which is attributable to the non-homogeneity of the sample.
	WG250852	Lead, total (3050)	M6020 ICP-MS	M3	The spike recovery value is unusable since the analyte concentration in the sample is disproportionate to the spike level. The recovery of the associated control sample (LCS or LFB) was acceptable.
	WG250723	Molybdenum, total (3050)	M6010B ICP	M3	The spike recovery value is unusable since the analyte concentration in the sample is disproportionate to the spike level. The recovery of the associated control sample (LCS or LFB) was acceptable.
	WG250786	Selenium, total (3050)	M6020 ICP-MS	B7	Target analyte detected in prep / method blank at or above acceptance limit. Sample value is > 10X the concentration in the method blank.
			M6020 ICP-MS	BB	Target analyte detected in calibration blank at or above acceptance limit. Sample value was > 10X the concentration in the calibration blank.
			M6020 ICP-MS	ZB	The ICP-MS Serial Dilution was not used for data validation because the sample concentration was less than 100 times the MDL.
		Thallium, total (3050)	M6020 ICP-MS	MA	Recovery for either the spike or spike duplicate was outside of the acceptance limits; the RPD was within the acceptance limits.
		Uranium, total (3050)	M6020 ICP-MS	M1	Matrix spike recovery was high, the recovery of the associated control sample (LCS or LFB) was acceptable.
			M6020 ICP-MS	RD	For a solid matrix, the duplicate RPD (spike or matrix) exceeded the control limit, which is attributable to the non-homogeneity of the sample.
			M6020 ICP-MS	ZH	Serial Dilution exceeded the acceptance criteria. Matrix interference [physical or chemical] is suspected.
	WG250723	Zinc, total (3050)	M6010B ICP	ZH	Serial Dilution exceeded the acceptance criteria. Matrix interference [physical or chemical] is suspected.

Metals Analysis

The following parameters are not offered for certification or are not covered by NELAC certificate #ACZ.

Uranium, total (3050)	M6020 ICP-MS

Soil Analysis

The following parameters are not offered for certification or are not covered by NELAC certificate #ACZ.

Solids, Percent	CLPSOW390, PART F, D-98

ACZ Laboratories, Inc.
2773 Downhill Drive Steamboat Springs, CO 80487 (800) 334-5493

Sample Receipt

FMI Gold & Copper - Sierrita
OJ07R9

ACZ Project ID: L71084
Date Received: 8/12/2008
Received By:
Date Printed: 8/12/2008

Receipt Verification

	YES	NO	NA
1) Does this project require special handling procedures such as CLP protocol?			X
2) Are the custody seals on the cooler intact?	X		
3) Are the custody seals on the sample containers intact?			X
4) Is there a Chain of Custody or other directive shipping papers present?	X		
5) Is the Chain of Custody complete?	X		
6) Is the Chain of Custody in agreement with the samples received?	X		
7) Is there enough sample for all requested analyses?	X		
8) Are all samples within holding times for requested analyses?	X		
9) Were all sample containers received intact?	X		
10) Are the temperature blanks present?			X
11) Are the trip blanks (VOA and/or Cyanide) present?			X
12) Are samples requiring no headspace, headspace free?			X
13) Do the samples that require a Foreign Soils Permit have one?			X

Exceptions: If you answered no to any of the above questions, please describe

N/A

Contact (For any discrepancies, the client must be contacted)

N/A

Shipping Containers

Cooler Id	Temp (°C)	Rad (µR/hr)
2074	3.7	16
1744	2.3	15

Client must contact ACZ Project Manager if analysis should not proceed for samples received outside of thermal preservation acceptance criteria.

Notes

ACZ Laboratories, Inc.
2773 Downhill Drive Steamboat Springs, CO 80487 (800) 334-5493

Sample Receipt

FMI Gold & Copper - Sierrita
OJ07R9

ACZ Project ID: L71084
Date Received: 8/12/2008
Received By:

Sample Container Preservation

SAMPLE	CLIENT ID	R < 2	G < 2	BK < 2	Y< 2	YG< 2	B< 2	O < 2	T >12	N/A	RAD	ID
L71084-01	RA-SD-01-1.5-3.0/D/M									X		
L71084-02	RA-JS-02-0-1/D/MS/MS									X		
L71084-03	RA-JS-02-1-3/D/MS/MS									X		
L71084-04	RA-JS-02-5-7									X		
L71084-05	RA-JS-02-5-7D									X		

Sample Container Preservation Legend

Abbreviation	Description	Container Type	Preservative/Limits
R	Raw/Nitric	RED	pH must be < 2
B	Filtered/Sulfuric	BLUE	pH must be < 2
BK	Filtered/Nitric	BLACK	pH must be < 2
G	Filtered/Nitric	GREEN	pH must be < 2
O	Raw/Sulfuric	ORANGE	pH must be < 2
P	Raw/NaOH	PURPLE	pH must be > 12 *
T	Raw/NaOH Zinc Acetate	TAN	pH must be > 12
Y	Raw/Sulfuric	YELLOW	pH must be < 2
YG	Raw/Sulfuric	YELLOW GLASS	pH must be < 2
N/A	No preservative needed	Not applicable	
RAD	Gamma/Beta dose rate	Not applicable	must be < 250 µR/hr

* pH check performed by analyst prior to sample preparation

Sample IDs Reviewed By: _____

ACZ Laboratories, Inc. L-71084

2773 Downhill Drive Steamboat Springs, CO 80487 (800) 334-5493

CHAIN of CUSTODY

Report to:

Name: Ned Hall
Company: FMI
E-mail: Ned-Hall@FMI.com
Address: 6200 W. Duval Mine Rd. P.O Box 527, Green Valley, AZ
Telephone: (520) 648-8857

Copy of Report to:

Name: Steven-Vaughn@uscorp.com
Company:
E-mail: Rick-Smith@uscorp.com
Telephone:

Invoice to:

Name: Ned Hall
Company: FMI
E-mail: Ned-Hall@FMI.com
Address: 6200 W. Duval Mine Rd P.O. Box 527, Green Valley, AZ
Telephone: (520) 648-8857

If sample(s) received past holding time (HT), or if insufficient HT remains to complete analysis before expiration, shall ACZ proceed with requested short HT analyses? YES [ ] NO [ ]
If "NO" then ACZ will contact client for further instruction. If neither "YES" nor "NO" is indicated, ACZ will proceed with the requested analyses, even if HT is expired, and data will be qualified.

PROJECT INFORMATION

Quote #:
Project/PO #: OJ07R9
Reporting state for compliance testing:
Sampler's Name: Amando Jimenez
Are any samples NRC licensable material?

ANALYSES REQUESTED *(attach list or use quote number)*

	SAMPLE IDENTIFICATION	DATE:TIME	Matrix	# of Containers	See attached 7/8/08 Quote
	RA-SD-01-0-1.5MS	8-11-08 950	SO	1	
	RA-SD-01-0-1.5MSD				
1.	RA-SD-01-1.5-3.0	1005			
1.	RA-SD-01-1.5-3.0D				
1.	RA-SD-01-1.5-3.0 MS				
1.	RA-SD-01-1.5-3.0 MSD				
2.	RA-JS-02-0-1	1025			
2.	RA-JS-02-0-1D				
2.	RA-JS-02-0-1MS				
2.	RA-JS-02-0-1MSD				

Matrix: SW (Surface Water) · GW (Ground Water) · WW (Waste Water) · DW (Drinking Water) · SL (Sludge) · SO (Soil) · OL (Oil) · Other

REMARKS/ SAMPLE DISCLOSURES

MS = Matrix Spike
MSD = Matrix Spike Duplicate

Fed Ex: 7993 6262 2377
7920 9488 1514

PAGE 2 of 3

Please refer to ACZ's terms & conditions located on the reverse side of this COC.

RELINQUISHED BY:	DATE:TIME	RECEIVED BY:	DATE:TIME
A. J	8/11/08 1430	Fed Ex	
			8-12-08 1023

FRMAD050.03.05.02 White - Return with sample. Yellow - Retain for your records.

ACZ Laboratories, Inc. L71084

2773 Downhill Drive Steamboat Springs, CO 80487 (800) 334-5493

CHAIN of CUSTODY

Report to:

Name: Ned Hall
Company: FMI
E-mail: Ned-Hall@FMI.com
Address: 6200 W. Duval Mine Rd
P.O. Box 527, Green Valley, AZ
Telephone: (520) 648-8857

Copy of Report to:

Name: Steven-Vaughn@urscorp.com
Company:
E-mail: Rick-Smith@urscorp.com
Telephone:

Invoice to:

Name: Ned Hall
Company: FMI
E-mail: Ned-Hall@FMI.com
Address: 6200 W. Duval Mine Rd.
P.O. Box 527, Green Valley, AZ
Telephone: (520) 648-8857

If sample(s) received past holding time (HT), or if insufficient HT remains to complete analysis before expiration, shall ACZ proceed with requested short HT analyses? YES [ ] NO [ ]
If "NO" then ACZ will contact client for further instruction. If neither "YES" nor "NO" is indicated, ACZ will proceed with the requested analyses, even if HT is expired, and data will be qualified.

PROJECT INFORMATION

Quote #:
Project/PO #: 05-0729
Reporting state for compliance testing:
Sampler's Name: Armando Jimenez
Are any samples NRC licensable material?

ANALYSES REQUESTED *(attach list or use quote number)*

	SAMPLE IDENTIFICATION	DATE:TIME	Matrix	# of Containers	See Attached 7/8/03 Quote
	RA-JS-02-1-3	8-11-03 1045	SO	1	↓
3.	RA-JS-02-1-3D	↓ ↓	↓	1	↓
	RA-JS-02-1-3MS			1	
	RA-JS-02-1-3MSD			1	
4.	RA-JS-02-5-7	1250		1	
5.	RA-JS-02-5-7D	1250		1	

Matrix: SW (Surface Water) · GW (Ground Water) · WW (Waste Water) · DW (Drinking Water) · SL (Sludge) · SO (Soil) · OL (Oil) · Other

REMARKS/ SAMPLE DISCLOSURES

MS = Matrix spike
MSD = Matrix spike duplicate
Fed ex: 7993 6262 377
7920 9488 1514

PAGE 3 of 3

Please refer to ACZ's terms & conditions located on the reverse side of this COC.

RELINQUISHED BY:	DATE:TIME	RECEIVED BY:	DATE:TIME
[signature]	8/1/03	Fed ex [signature]	8-2-08 10:23

FRMAD050.03.05.02 White - Return with sample. Yellow - Retain for your records.

ACZ Laboratories, Inc.

2773 Downhill Drive Steamboat Springs, CO 80487 (800) 334-5493

Analytical Quote

Accounts Payable
FMI Gold & Copper - Sierrita
P.O. Box 2671
Phoenix, AZ 85002-2671

7/8/2008

Quote Number: SOIL-GPL

Matrix: Soil — Sierrita Soil Sampling Program

Parameter	Method	Detection Limit	Cost/Sample
Metals Analysis			
Antimony, total (3050)	M6020 ICP-MS	0.04 mg/Kg	$13.50
Arsenic, total (3050)	M6020 ICP-MS	0.05 mg/Kg	$13.50
Barium, total (3050)	M6010B ICP	0.3 mg/Kg	$6.75
Beryllium, total (3050)	M6010B ICP	0.2 mg/Kg	$6.75
Cadmium, total (3050)	M6010B ICP	0.5 mg/Kg	$6.75
Chromium, total (3050)	M6010B ICP	1 mg/Kg	$6.75
Cobalt, total (3050)	M6010B ICP	1 mg/Kg	$6.75
Copper, total (3050)	M6010B ICP	1 mg/Kg	$6.75
Lead, total (3050)	M6020 ICP-MS	0.01 mg/Kg	$13.50
Manganese, total (3050)	M6010B ICP	0.5 mg/Kg	$6.75
Mercury, total	M7471A CVAA	0.02 mg/Kg	$17.25
Molybdenum, total (3050)	M6010B ICP	1 mg/Kg	$6.75
Nickel, total (3050)	M6010B ICP	1 mg/Kg	$6.75
Selenium, total (3050)	M6020 ICP-MS	0.01 mg/Kg	$13.50
Thallium, total (3050)	M6020 ICP-MS	0.01 mg/Kg	$13.50
Uranium, total (3050)	M6020 ICP-MS	0.01 mg/Kg	$13.50
Zinc, total (3050)	M6010B ICP	1 mg/Kg	$6.75
Misc.			
Electronic Data Deliverable			$0.00
Quality Control Summary			$0.00
Sample Preparation			
Air Dry at 34 Degrees C	USDA No. 1, 1972		$5.25
Digestion - Alkaline	M3060A		$99.98
Digestion - Hot Plate	M3050B ICP-MS		$10.50
Sieve-2000 um (2.0mm)	ASA No.9, 15-4.2.2		$8.25
Soil Analysis			
Solids, Percent	CLPSOW390, PART F, D-98	0.1 %	$5.25
Wet Chemistry			
Chromium, Hexavalent (3060)	M7196A	0.005 mg/Kg	$28.00
		Cost/Sample:	**$322.98**

Pricing includes standard deliverables and turnaround. Includes a QC Summary and default electronic data deliverable.
Method detection limits are estimates and may be elevated depending on sample matrix.

REPAD.09.06.05.01

D/ 21 P/

ACZ Laboratories, Inc.
2773 Downhill Drive Steamboat Springs, CO 80487 (800) 334-5493

Analytical Report

September 04, 2008

Report to:
Ned Hall
FMI Gold & Copper - Sierrita
P.O. Box 527 6200 W. Duval Mine Rd.
Green Valley, AZ 85622-0527

Bill to:
Accounts Payable
FMI Gold & Copper - Sierrita
P.O. Box 2671
Phoenix, AZ 85002-2671

cc: Rick Smith, Steve Vaughn

Project ID:
ACZ Project ID: L71134

Ned Hall:

Enclosed are the analytical results for sample(s) submitted to ACZ Laboratories, Inc. (ACZ) on August 13, 2008. This project has been assigned to ACZ's project number, L71134. Please reference this number in all future inquiries.

All analyses were performed according to ACZ's Quality Assurance Plan, version 12.0. The enclosed results relate only to the samples received under L71134. Each section of this report has been reviewed and approved by the appropriate Laboratory Supervisor, or a qualified substitute.

Except as noted, the test results for the methods and parameters listed on ACZ's current NELAC certificate letter (#ACZ) meet all requirements of NELAC.

This report shall be used or copied only in its entirety. ACZ is not responsible for the consequences arising from the use of a partial report.

All samples and sub-samples associated with this project will be disposed of after October 04, 2008. If the samples are determined to be hazardous, additional charges apply for disposal (typically less than $10/sample). If you would like the samples to be held longer than ACZ's stated policy or to be returned, please contact your Project Manager or Customer Service Representative for further details and associated costs. ACZ retains analytical reports for five years.

If you have any questions or other needs, please contact your Project Manager.

S. Habermehl

Scott Habermehl has reviewed
and approved this report.

ACZ Laboratories, Inc.
2773 Downhill Drive Steamboat Springs, CO 80487 (800) 334-5493

Inorganic Analytical Results

FMI Gold & Copper - Sierrita
Project ID:
Sample ID: RP-JS-02-0-1

ACZ Sample ID: ***L71134-01***
Date Sampled: *08/12/08 08:11*
Date Received: *08/13/08*
Sample Matrix: *Soil*

Metals Analysis

Parameter	EPA Method	Result	Qual	XQ	Units	MDL	PQL	Date	Analyst
Antimony, total (3050)	M6020 ICP-MS	0.2	B	*	mg/Kg	0.2	1	08/29/08 6:40	rac
Arsenic, total (3050)	M6020 ICP-MS	3.5		*	mg/Kg	0.3	0.5	08/29/08 6:40	rac
Barium, total (3050)	M6010B ICP	303			mg/Kg	0.3	2	08/28/08 3:09	aeh
Beryllium, total (3050)	M6010B ICP	1.6			mg/Kg	0.2	1	08/28/08 3:09	aeh
Cadmium, total (3050)	M6010B ICP		U		mg/Kg	0.5	2	08/28/08 3:09	aeh
Chromium, total (3050)	M6010B ICP	7		*	mg/Kg	1	5	08/28/08 3:09	aeh
Cobalt, total (3050)	M6010B ICP	10		*	mg/Kg	1	5	08/28/08 3:09	aeh
Copper, total (3050)	M6010B ICP	63		*	mg/Kg	1	5	08/28/08 3:09	aeh
Lead, total (3050)	M6020 ICP-MS	10.80		*	mg/Kg	0.05	0.3	08/29/08 6:40	rac
Manganese, total (3050)	M6010B ICP	975		*	mg/Kg	0.5	3	08/28/08 3:09	aeh
Mercury, total	M7471A CVAA	0.04	B		mg/Kg	0.04	0.2	08/23/08 17:15	jws/pmc
Molybdenum, total (3050)	M6010B ICP	6		*	mg/Kg	1	5	08/28/08 3:09	aeh
Nickel, total (3050)	M6010B ICP	6			mg/Kg	1	5	08/28/08 3:09	aeh
Selenium, total (3050)	M6020 ICP-MS	0.34			mg/Kg	0.05	0.3	08/29/08 6:40	rac
Thallium, total (3050)	M6020 ICP-MS	0.25	B		mg/Kg	0.05	0.3	08/29/08 6:40	rac
Uranium, total (3050)	M6020 ICP-MS	2.11		*	mg/Kg	0.05	0.3	08/29/08 6:40	rac
Zinc, total (3050)	M6010B ICP	51		*	mg/Kg	1	5	08/28/08 3:09	aeh

Soil Analysis

Parameter	EPA Method	Result	Qual	XQ	Units	MDL	PQL	Date	Analyst
Solids, Percent	CLPSOW390, PART F, D-98	93.3		*	%	0.1	0.5	08/18/08 19:10	bjl

Soil Preparation

Parameter	EPA Method	Result	Qual	XQ	Units	MDL	PQL	Date	Analyst
Air Dry at 34 Degrees C	USDA No. 1, 1972			*				08/18/08 17:00	bjl
Digestion - Hot Plate	M3050B ICP-MS							08/24/08 9:00	bjl
Sieve-2000 um (2.0mm)	ASA No.9, 15-4.2.2			*				08/23/08 3:11	lwt/bjl

Arizona license number: AZ0102

** Please refer to Qualifier Reports for details.*

ACZ Laboratories, Inc.
2773 Downhill Drive Steamboat Springs, CO 80487 (800) 334-5493

Inorganic Analytical Results

FMI Gold & Copper - Sierrita
Project ID:
Sample ID: RP-JS-02-1-3

ACZ Sample ID: ***L71134-02***
Date Sampled: *08/12/08 08:11*
Date Received: *08/13/08*
Sample Matrix: *Soil*

Metals Analysis

Parameter	EPA Method	Result	Qual	XQ	Units	MDL	PQL	Date	Analyst
Antimony, total (3050)	M6020 ICP-MS		U	*	mg/Kg	0.2	1	08/29/08 6:53	rac
Arsenic, total (3050)	M6020 ICP-MS	3.5		*	mg/Kg	0.3	0.5	08/29/08 6:53	rac
Barium, total (3050)	M6010B ICP	47.3			mg/Kg	0.3	2	08/28/08 3:13	aeh
Beryllium, total (3050)	M6010B ICP		U		mg/Kg	0.2	1	08/28/08 3:13	aeh
Cadmium, total (3050)	M6010B ICP		U		mg/Kg	0.5	2	08/28/08 3:13	aeh
Chromium, total (3050)	M6010B ICP	3	B	*	mg/Kg	1	5	08/28/08 3:13	aeh
Cobalt, total (3050)	M6010B ICP	2	B	*	mg/Kg	1	5	08/28/08 3:13	aeh
Copper, total (3050)	M6010B ICP	74		*	mg/Kg	1	5	08/28/08 3:13	aeh
Lead, total (3050)	M6020 ICP-MS	8.50		*	mg/Kg	0.05	0.3	08/29/08 6:53	rac
Manganese, total (3050)	M6010B ICP	160		*	mg/Kg	0.5	3	08/28/08 3:13	aeh
Mercury, total	M7471A CVAA		U		mg/Kg	0.04	0.2	08/23/08 17:17	jws/pmc
Molybdenum, total (3050)	M6010B ICP	121		*	mg/Kg	1	5	08/28/08 3:13	aeh
Nickel, total (3050)	M6010B ICP		U		mg/Kg	1	5	08/28/08 3:13	aeh
Selenium, total (3050)	M6020 ICP-MS	0.74			mg/Kg	0.05	0.3	08/29/08 6:53	rac
Thallium, total (3050)	M6020 ICP-MS	0.11	B		mg/Kg	0.05	0.3	08/29/08 6:53	rac
Uranium, total (3050)	M6020 ICP-MS	1.07		*	mg/Kg	0.05	0.3	08/29/08 6:53	rac
Zinc, total (3050)	M6010B ICP	23		*	mg/Kg	1	5	08/28/08 3:13	aeh

Soil Analysis

Parameter	EPA Method	Result	Qual	XQ	Units	MDL	PQL	Date	Analyst
Solids, Percent	CLPSOW390, PART F, D-98	87.8		*	%	0.1	0.5	08/18/08 21:21	bjl

Soil Preparation

Parameter	EPA Method	Result	Qual	XQ	Units	MDL	PQL	Date	Analyst
Air Dry at 34 Degrees C	USDA No. 1, 1972			*				08/18/08 17:31	bjl
Digestion - Hot Plate	M3050B ICP-MS							08/24/08 9:22	bjl
Sieve-2000 um (2.0mm)	ASA No.9, 15-4.2.2			*				08/23/08 4:19	lwt/bjl

Arizona license number: AZ0102

** Please refer to Qualifier Reports for details.*

ACZ Laboratories, Inc.
2773 Downhill Drive Steamboat Springs, CO 80487 (800) 334-5493

Inorganic Analytical Results

FMI Gold & Copper - Sierrita
Project ID:
Sample ID: RP-JS-02-1-3D

ACZ Sample ID: ***L71134-03***
Date Sampled: *08/12/08 08:11*
Date Received: *08/13/08*
Sample Matrix: *Soil*

Metals Analysis

Parameter	EPA Method	Result	Qual	XQ	Units	MDL	PQL	Date	Analyst
Antimony, total (3050)	M6020 ICP-MS		U	*	mg/Kg	0.2	1	08/29/08 7:00	rac
Arsenic, total (3050)	M6020 ICP-MS	3.7		*	mg/Kg	0.3	0.5	08/29/08 7:00	rac
Barium, total (3050)	M6010B ICP	49.3			mg/Kg	0.3	2	08/28/08 3:16	aeh
Beryllium, total (3050)	M6010B ICP		U		mg/Kg	0.2	1	08/28/08 3:16	aeh
Cadmium, total (3050)	M6010B ICP		U		mg/Kg	0.5	2	08/28/08 3:16	aeh
Chromium, total (3050)	M6010B ICP	3	B	*	mg/Kg	1	5	08/28/08 3:16	aeh
Cobalt, total (3050)	M6010B ICP	2	B	*	mg/Kg	1	5	08/28/08 3:16	aeh
Copper, total (3050)	M6010B ICP	81		*	mg/Kg	1	5	08/28/08 3:16	aeh
Lead, total (3050)	M6020 ICP-MS	9.53		*	mg/Kg	0.05	0.3	08/29/08 7:00	rac
Manganese, total (3050)	M6010B ICP	169		*	mg/Kg	0.5	3	08/28/08 3:16	aeh
Mercury, total	M7471A CVAA	0.05	B		mg/Kg	0.04	0.2	08/23/08 17:19	jws/pmc
Molybdenum, total (3050)	M6010B ICP	109		*	mg/Kg	1	5	08/28/08 3:16	aeh
Nickel, total (3050)	M6010B ICP		U		mg/Kg	1	5	08/28/08 3:16	aeh
Selenium, total (3050)	M6020 ICP-MS	0.89			mg/Kg	0.05	0.3	08/29/08 7:00	rac
Thallium, total (3050)	M6020 ICP-MS	0.12	B		mg/Kg	0.05	0.3	08/29/08 7:00	rac
Uranium, total (3050)	M6020 ICP-MS	1.25		*	mg/Kg	0.05	0.3	08/29/08 7:00	rac
Zinc, total (3050)	M6010B ICP	26		*	mg/Kg	1	5	08/28/08 3:16	aeh

Soil Analysis

Parameter	EPA Method	Result	Qual	XQ	Units	MDL	PQL	Date	Analyst
Solids, Percent	CLPSOW390, PART F, D-98	86.7		*	%	0.1	0.5	08/19/08 1:43	bjl

Soil Preparation

Parameter	EPA Method	Result	Qual	XQ	Units	MDL	PQL	Date	Analyst
Air Dry at 34 Degrees C	USDA No. 1, 1972			*				08/18/08 18:03	bjl
Digestion - Hot Plate	M3050B ICP-MS							08/24/08 9:45	bjl
Sieve-2000 um (2.0mm)	ASA No.9, 15-4.2.2			*				08/23/08 5:27	lwt/bjl

Arizona license number: AZ0102

** Please refer to Qualifier Reports for details.*

ACZ Laboratories, Inc.
2773 Downhill Drive Steamboat Springs, CO 80487 (800) 334-5493

Inorganic Analytical Results

FMI Gold & Copper - Sierrita
Project ID:
Sample ID: RP-JS-02-5-7

ACZ Sample ID: ***L71134-04***
Date Sampled: *08/12/08 08:21*
Date Received: *08/13/08*
Sample Matrix: *Soil*

Metals Analysis

Parameter	EPA Method	Result	Qual	XQ	Units	MDL	PQL	Date	Analyst
Antimony, total (3050)	M6020 ICP-MS		U	*	mg/Kg	0.2	1	08/29/08 7:20	rac
Arsenic, total (3050)	M6020 ICP-MS	5.2		*	mg/Kg	0.3	0.5	08/29/08 7:20	rac
Barium, total (3050)	M6010B ICP	188			mg/Kg	0.3	2	08/28/08 3:20	aeh
Beryllium, total (3050)	M6010B ICP	0.8	B		mg/Kg	0.2	1	08/28/08 3:20	aeh
Cadmium, total (3050)	M6010B ICP		U		mg/Kg	0.5	2	08/28/08 3:20	aeh
Chromium, total (3050)	M6010B ICP	4	B	*	mg/Kg	1	5	08/28/08 3:20	aeh
Cobalt, total (3050)	M6010B ICP	10		*	mg/Kg	1	5	08/28/08 3:20	aeh
Copper, total (3050)	M6010B ICP	123		*	mg/Kg	1	5	08/28/08 3:20	aeh
Lead, total (3050)	M6020 ICP-MS	7.69		*	mg/Kg	0.05	0.3	08/29/08 7:20	rac
Manganese, total (3050)	M6010B ICP	1250		*	mg/Kg	0.5	3	08/28/08 3:20	aeh
Mercury, total	M7471A CVAA		U		mg/Kg	0.04	0.2	08/23/08 17:21	jws/pmc
Molybdenum, total (3050)	M6010B ICP	32		*	mg/Kg	1	5	08/28/08 3:20	aeh
Nickel, total (3050)	M6010B ICP	4	B		mg/Kg	1	5	08/28/08 3:20	aeh
Selenium, total (3050)	M6020 ICP-MS	0.70			mg/Kg	0.05	0.3	08/29/08 7:20	rac
Thallium, total (3050)	M6020 ICP-MS	0.17	B		mg/Kg	0.05	0.3	08/29/08 7:20	rac
Uranium, total (3050)	M6020 ICP-MS	2.12		*	mg/Kg	0.05	0.3	08/29/08 7:20	rac
Zinc, total (3050)	M6010B ICP	71		*	mg/Kg	1	5	08/28/08 3:20	aeh

Soil Analysis

Parameter	EPA Method	Result	Qual	XQ	Units	MDL	PQL	Date	Analyst
Solids, Percent	CLPSOW390, PART F, D-98	86.3		*	%	0.1	0.5	08/19/08 3:54	bjl

Soil Preparation

Parameter	EPA Method	Result	Qual	XQ	Units	MDL	PQL	Date	Analyst
Air Dry at 34 Degrees C	USDA No. 1, 1972			*				08/18/08 18:34	bjl
Digestion - Hot Plate	M3050B ICP-MS							08/24/08 10:07	bjl
Sieve-2000 um (2.0mm)	ASA No.9, 15-4.2.2			*				08/23/08 6:35	lwt/bjl

Arizona license number: AZ0102

** Please refer to Qualifier Reports for details.*

ACZ Laboratories, Inc.
2773 Downhill Drive Steamboat Springs, CO 80487 (800) 334-5493

Inorganic Analytical Results

FMI Gold & Copper - Sierrita
Project ID:
Sample ID: RP-JS-02-10-12

ACZ Sample ID: ***L71134-05***
Date Sampled: *08/12/08 08:37*
Date Received: *08/13/08*
Sample Matrix: *Soil*

Metals Analysis

Parameter	EPA Method	Result	Qual	XQ	Units	MDL	PQL	Date	Analyst
Antimony, total (3050)	M6020 ICP-MS	0.3	B	*	mg/Kg	0.2	1	08/29/08 7:27	rac
Arsenic, total (3050)	M6020 ICP-MS	3.3		*	mg/Kg	0.3	0.5	08/29/08 7:27	rac
Barium, total (3050)	M6010B ICP	50.9			mg/Kg	0.3	2	08/28/08 3:23	aeh
Beryllium, total (3050)	M6010B ICP	0.5	B		mg/Kg	0.2	1	08/28/08 3:23	aeh
Cadmium, total (3050)	M6010B ICP		U		mg/Kg	0.5	2	08/28/08 3:23	aeh
Chromium, total (3050)	M6010B ICP	2	B	*	mg/Kg	1	5	08/28/08 3:23	aeh
Cobalt, total (3050)	M6010B ICP	16		*	mg/Kg	1	5	08/28/08 3:23	aeh
Copper, total (3050)	M6010B ICP	323		*	mg/Kg	1	5	08/28/08 3:23	aeh
Lead, total (3050)	M6020 ICP-MS	14.50		*	mg/Kg	0.05	0.3	08/29/08 7:27	rac
Manganese, total (3050)	M6010B ICP	713		*	mg/Kg	0.5	3	08/28/08 3:23	aeh
Mercury, total	M7471A CVAA	0.07	B		mg/Kg	0.04	0.2	08/23/08 17:23	jws/pmc
Molybdenum, total (3050)	M6010B ICP	93		*	mg/Kg	1	5	08/28/08 3:23	aeh
Nickel, total (3050)	M6010B ICP	5			mg/Kg	1	5	08/28/08 3:23	aeh
Selenium, total (3050)	M6020 ICP-MS	0.93			mg/Kg	0.05	0.3	08/29/08 7:27	rac
Thallium, total (3050)	M6020 ICP-MS	0.12	B		mg/Kg	0.05	0.3	08/29/08 7:27	rac
Uranium, total (3050)	M6020 ICP-MS	9.12		*	mg/Kg	0.05	0.3	08/29/08 7:27	rac
Zinc, total (3050)	M6010B ICP	139		*	mg/Kg	1	5	08/28/08 3:23	aeh

Soil Analysis

Parameter	EPA Method	Result	Qual	XQ	Units	MDL	PQL	Date	Analyst
Solids, Percent	CLPSOW390, PART F, D-98	88.4		*	%	0.1	0.5	08/19/08 6:05	bjl

Soil Preparation

Parameter	EPA Method	Result	Qual	XQ	Units	MDL	PQL	Date	Analyst
Air Dry at 34 Degrees C	USDA No. 1, 1972			*				08/18/08 19:06	bjl
Digestion - Hot Plate	M3050B ICP-MS							08/24/08 10:30	bjl
Sieve-2000 um (2.0mm)	ASA No.9, 15-4.2.2			*				08/23/08 7:43	lwt/bjl

Arizona license number: AZ0102

** Please refer to Qualifier Reports for details.*

ACZ Laboratories, Inc.
2773 Downhill Drive Steamboat Springs, CO 80487 (800) 334-5493

Inorganic Analytical Results

FMI Gold & Copper - Sierrita
Project ID:
Sample ID: RP-JS-02-15-17

ACZ Sample ID: ***L71134-06***
Date Sampled: *08/12/08 08:51*
Date Received: *08/13/08*
Sample Matrix: *Soil*

Metals Analysis

Parameter	EPA Method	Result	Qual	XQ	Units	MDL	PQL	Date	Analyst
Antimony, total (3050)	M6020 ICP-MS	0.2	B	*	mg/Kg	0.2	1	08/29/08 7:33	rac
Arsenic, total (3050)	M6020 ICP-MS	3.1		*	mg/Kg	0.3	0.5	08/29/08 7:33	rac
Barium, total (3050)	M6010B ICP	47.5			mg/Kg	0.3	2	08/28/08 3:27	aeh
Beryllium, total (3050)	M6010B ICP	0.2	B		mg/Kg	0.2	1	08/28/08 3:27	aeh
Cadmium, total (3050)	M6010B ICP		U		mg/Kg	0.5	2	08/28/08 3:27	aeh
Chromium, total (3050)	M6010B ICP	2	B	*	mg/Kg	1	5	08/28/08 3:27	aeh
Cobalt, total (3050)	M6010B ICP	7		*	mg/Kg	1	5	08/28/08 3:27	aeh
Copper, total (3050)	M6010B ICP	289		*	mg/Kg	1	5	08/28/08 3:27	aeh
Lead, total (3050)	M6020 ICP-MS	14.70		*	mg/Kg	0.05	0.3	08/29/08 7:33	rac
Manganese, total (3050)	M6010B ICP	386		*	mg/Kg	0.5	3	08/28/08 3:27	aeh
Mercury, total	M7471A CVAA		U		mg/Kg	0.04	0.2	08/23/08 17:25	jws/pmc
Molybdenum, total (3050)	M6010B ICP	51		*	mg/Kg	1	5	08/28/08 3:27	aeh
Nickel, total (3050)	M6010B ICP	2	B		mg/Kg	1	5	08/28/08 3:27	aeh
Selenium, total (3050)	M6020 ICP-MS	0.84			mg/Kg	0.05	0.3	08/29/08 7:33	rac
Thallium, total (3050)	M6020 ICP-MS	0.15	B		mg/Kg	0.05	0.3	08/29/08 7:33	rac
Uranium, total (3050)	M6020 ICP-MS	4.35		*	mg/Kg	0.05	0.3	08/29/08 7:33	rac
Zinc, total (3050)	M6010B ICP	64		*	mg/Kg	1	5	08/28/08 3:27	aeh

Soil Analysis

Parameter	EPA Method	Result	Qual	XQ	Units	MDL	PQL	Date	Analyst
Solids, Percent	CLPSOW390, PART F, D-98	83.2		*	%	0.1	0.5	08/19/08 8:15	bjl

Soil Preparation

Parameter	EPA Method	Result	Qual	XQ	Units	MDL	PQL	Date	Analyst
Air Dry at 34 Degrees C	USDA No. 1, 1972			*				08/18/08 19:37	bjl
Digestion - Hot Plate	M3050B ICP-MS							08/24/08 10:52	bjl
Sieve-2000 um (2.0mm)	ASA No.9, 15-4.2.2			*				08/23/08 8:51	lwt/bjl

Arizona license number: AZ0102

** Please refer to Qualifier Reports for details.*

ACZ Laboratories, Inc.
2773 Downhill Drive Steamboat Springs, CO 80487 (800) 334-5493

Inorganic Analytical Results

FMI Gold & Copper - Sierrita
Project ID:
Sample ID: RP-JS-01-0-1

ACZ Sample ID: ***L71134-07***
Date Sampled: *08/12/08 09:21*
Date Received: *08/13/08*
Sample Matrix: *Soil*

Metals Analysis

Parameter	EPA Method	Result	Qual	XQ	Units	MDL	PQL	Date	Analyst
Antimony, total (3050)	M6020 ICP-MS		U	*	mg/Kg	0.2	1	08/29/08 7:40	rac
Arsenic, total (3050)	M6020 ICP-MS	3.5		*	mg/Kg	0.3	0.5	08/29/08 7:40	rac
Barium, total (3050)	M6010B ICP	127			mg/Kg	0.3	2	08/28/08 3:37	aeh
Beryllium, total (3050)	M6010B ICP	0.6	B		mg/Kg	0.2	1	08/28/08 3:37	aeh
Cadmium, total (3050)	M6010B ICP		U		mg/Kg	0.5	2	08/28/08 3:37	aeh
Chromium, total (3050)	M6010B ICP	4	B	*	mg/Kg	1	5	08/28/08 3:37	aeh
Cobalt, total (3050)	M6010B ICP	5	B	*	mg/Kg	1	5	08/28/08 3:37	aeh
Copper, total (3050)	M6010B ICP	124		*	mg/Kg	1	5	08/28/08 3:37	aeh
Lead, total (3050)	M6020 ICP-MS	11.40		*	mg/Kg	0.05	0.3	08/29/08 7:40	rac
Manganese, total (3050)	M6010B ICP	271		*	mg/Kg	0.5	3	08/28/08 3:37	aeh
Mercury, total	M7471A CVAA	0.07	B		mg/Kg	0.04	0.2	08/23/08 17:28	jws/pmc
Molybdenum, total (3050)	M6010B ICP	51		*	mg/Kg	1	5	08/28/08 3:37	aeh
Nickel, total (3050)	M6010B ICP	2	B		mg/Kg	1	5	08/28/08 3:37	aeh
Selenium, total (3050)	M6020 ICP-MS	0.91			mg/Kg	0.05	0.3	08/29/08 7:40	rac
Thallium, total (3050)	M6020 ICP-MS	0.15	B		mg/Kg	0.05	0.3	08/29/08 7:40	rac
Uranium, total (3050)	M6020 ICP-MS	2.64		*	mg/Kg	0.05	0.3	08/29/08 7:40	rac
Zinc, total (3050)	M6010B ICP	40		*	mg/Kg	1	5	08/28/08 3:37	aeh

Soil Analysis

Parameter	EPA Method	Result	Qual	XQ	Units	MDL	PQL	Date	Analyst
Solids, Percent	CLPSOW390, PART F, D-98	91.2		*	%	0.1	0.5	08/19/08 10:26	bjl

Soil Preparation

Parameter	EPA Method	Result	Qual	XQ	Units	MDL	PQL	Date	Analyst
Air Dry at 34 Degrees C	USDA No. 1, 1972			*				08/18/08 20:09	bjl
Digestion - Hot Plate	M3050B ICP-MS							08/24/08 11:15	bjl
Sieve-2000 um (2.0mm)	ASA No.9, 15-4.2.2			*				08/23/08 9:59	lwt/bjl

Arizona license number: AZ0102

** Please refer to Qualifier Reports for details.*

ACZ Laboratories, Inc.
2773 Downhill Drive Steamboat Springs, CO 80487 (800) 334-5493

Inorganic Analytical Results

FMI Gold & Copper - Sierrita
Project ID:
Sample ID: RP-JS-01-1-3

ACZ Sample ID: ***L71134-08***
Date Sampled: *08/12/08 09:21*
Date Received: *08/13/08*
Sample Matrix: *Soil*

Metals Analysis

Parameter	EPA Method	Result	Qual	XQ	Units	MDL	PQL	Date	Analyst
Antimony, total (3050)	M6020 ICP-MS		U	*	mg/Kg	0.2	1	08/29/08 7:47	rac
Arsenic, total (3050)	M6020 ICP-MS	3.1		*	mg/Kg	0.3	0.5	08/29/08 7:47	rac
Barium, total (3050)	M6010B ICP	46.1			mg/Kg	0.3	2	08/28/08 3:40	aeh
Beryllium, total (3050)	M6010B ICP	0.2	B		mg/Kg	0.2	1	08/28/08 3:40	aeh
Cadmium, total (3050)	M6010B ICP		U		mg/Kg	0.5	2	08/28/08 3:40	aeh
Chromium, total (3050)	M6010B ICP	4	B	*	mg/Kg	1	5	08/28/08 3:40	aeh
Cobalt, total (3050)	M6010B ICP	5		*	mg/Kg	1	5	08/28/08 3:40	aeh
Copper, total (3050)	M6010B ICP	183		*	mg/Kg	1	5	08/28/08 3:40	aeh
Lead, total (3050)	M6020 ICP-MS	12.70		*	mg/Kg	0.05	0.3	08/29/08 7:47	rac
Manganese, total (3050)	M6010B ICP	244		*	mg/Kg	0.5	3	08/28/08 3:40	aeh
Mercury, total	M7471A CVAA		U		mg/Kg	0.04	0.2	08/23/08 17:30	jws/pmc
Molybdenum, total (3050)	M6010B ICP	86		*	mg/Kg	1	5	08/28/08 3:40	aeh
Nickel, total (3050)	M6010B ICP	2	B		mg/Kg	1	5	08/28/08 3:40	aeh
Selenium, total (3050)	M6020 ICP-MS	0.80			mg/Kg	0.05	0.3	08/29/08 7:47	rac
Thallium, total (3050)	M6020 ICP-MS	0.13	B		mg/Kg	0.05	0.3	08/29/08 7:47	rac
Uranium, total (3050)	M6020 ICP-MS	2.44		*	mg/Kg	0.05	0.3	08/29/08 7:47	rac
Zinc, total (3050)	M6010B ICP	43		*	mg/Kg	1	5	08/28/08 3:40	aeh

Soil Analysis

Parameter	EPA Method	Result	Qual	XQ	Units	MDL	PQL	Date	Analyst
Solids, Percent	CLPSOW390, PART F, D-98	87.8		*	%	0.1	0.5	08/19/08 12:37	bjl

Soil Preparation

Parameter	EPA Method	Result	Qual	XQ	Units	MDL	PQL	Date	Analyst
Air Dry at 34 Degrees C	USDA No. 1, 1972			*				08/18/08 20:41	bjl
Digestion - Hot Plate	M3050B ICP-MS							08/24/08 11:37	bjl
Sieve-2000 um (2.0mm)	ASA No.9, 15-4.2.2			*				08/23/08 11:06	lwt/bjl

Arizona license number: AZ0102

** Please refer to Qualifier Reports for details.*

ACZ Laboratories, Inc.
2773 Downhill Drive Steamboat Springs, CO 80487 (800) 334-5493

Inorganic Analytical Results

FMI Gold & Copper - Sierrita
Project ID:
Sample ID: RP-JS-01-1-3D

ACZ Sample ID: ***L71134-09***
Date Sampled: *08/12/08 09:21*
Date Received: *08/13/08*
Sample Matrix: *Soil*

Metals Analysis

Parameter	EPA Method	Result	Qual	XQ	Units	MDL	PQL	Date	Analyst
Antimony, total (3050)	M6020 ICP-MS		U	*	mg/Kg	0.2	1	08/29/08 7:53	rac
Arsenic, total (3050)	M6020 ICP-MS	3.1		*	mg/Kg	0.3	0.5	08/29/08 7:53	rac
Barium, total (3050)	M6010B ICP	41.8			mg/Kg	0.3	2	08/28/08 3:44	aeh
Beryllium, total (3050)	M6010B ICP		U		mg/Kg	0.2	1	08/28/08 3:44	aeh
Cadmium, total (3050)	M6010B ICP		U		mg/Kg	0.5	2	08/28/08 3:44	aeh
Chromium, total (3050)	M6010B ICP	4	B	*	mg/Kg	1	5	08/28/08 3:44	aeh
Cobalt, total (3050)	M6010B ICP	5	B	*	mg/Kg	1	5	08/28/08 3:44	aeh
Copper, total (3050)	M6010B ICP	181		*	mg/Kg	1	5	08/28/08 3:44	aeh
Lead, total (3050)	M6020 ICP-MS	13.40		*	mg/Kg	0.05	0.3	08/29/08 7:53	rac
Manganese, total (3050)	M6010B ICP	239		*	mg/Kg	0.5	3	08/28/08 3:44	aeh
Mercury, total	M7471A CVAA		U		mg/Kg	0.04	0.2	08/23/08 17:37	jws/pmc
Molybdenum, total (3050)	M6010B ICP	66		*	mg/Kg	1	5	08/28/08 3:44	aeh
Nickel, total (3050)	M6010B ICP	1	B		mg/Kg	1	5	08/28/08 3:44	aeh
Selenium, total (3050)	M6020 ICP-MS	0.80			mg/Kg	0.05	0.3	08/29/08 7:53	rac
Thallium, total (3050)	M6020 ICP-MS	0.14	B		mg/Kg	0.05	0.3	08/29/08 7:53	rac
Uranium, total (3050)	M6020 ICP-MS	2.35		*	mg/Kg	0.05	0.3	08/29/08 7:53	rac
Zinc, total (3050)	M6010B ICP	42		*	mg/Kg	1	5	08/28/08 3:44	aeh

Soil Analysis

Parameter	EPA Method	Result	Qual	XQ	Units	MDL	PQL	Date	Analyst
Solids, Percent	CLPSOW390, PART F, D-98	89.2		*	%	0.1	0.5	08/19/08 14:48	bjl

Soil Preparation

Parameter	EPA Method	Result	Qual	XQ	Units	MDL	PQL	Date	Analyst
Air Dry at 34 Degrees C	USDA No. 1, 1972			*				08/18/08 21:12	bjl
Digestion - Hot Plate	M3050B ICP-MS							08/24/08 12:00	bjl
Sieve-2000 um (2.0mm)	ASA No.9, 15-4.2.2			*				08/23/08 12:14	lwt/bjl

Arizona license number: AZ0102

** Please refer to Qualifier Reports for details.*

ACZ Laboratories, Inc.
2773 Downhill Drive Steamboat Springs, CO 80487 (800) 334-5493

Inorganic Analytical Results

FMI Gold & Copper - Sierrita
Project ID:
Sample ID: RP-JS-01-5-7

ACZ Sample ID: ***L71134-10***
Date Sampled: *08/12/08 09:40*
Date Received: *08/13/08*
Sample Matrix: *Soil*

Metals Analysis

Parameter	EPA Method	Result	Qual	XQ	Units	MDL	PQL	Date	Analyst
Antimony, total (3050)	M6020 ICP-MS		U	*	mg/Kg	0.2	1	08/29/08 8:00	rac
Arsenic, total (3050)	M6020 ICP-MS	1.9		*	mg/Kg	0.3	0.5	08/29/08 8:00	rac
Barium, total (3050)	M6010B ICP	49.0			mg/Kg	0.3	2	08/28/08 3:47	aeh
Beryllium, total (3050)	M6010B ICP		U		mg/Kg	0.2	1	08/28/08 3:47	aeh
Cadmium, total (3050)	M6010B ICP		U		mg/Kg	0.5	2	08/28/08 3:47	aeh
Chromium, total (3050)	M6010B ICP	2	B	*	mg/Kg	1	5	08/28/08 3:47	aeh
Cobalt, total (3050)	M6010B ICP	5	B	*	mg/Kg	1	5	08/28/08 3:47	aeh
Copper, total (3050)	M6010B ICP	137		*	mg/Kg	1	5	08/28/08 3:47	aeh
Lead, total (3050)	M6020 ICP-MS	6.43		*	mg/Kg	0.05	0.3	08/29/08 8:00	rac
Manganese, total (3050)	M6010B ICP	231		*	mg/Kg	0.5	3	08/28/08 3:47	aeh
Mercury, total	M7471A CVAA		U		mg/Kg	0.04	0.2	08/23/08 17:39	jws/pmc
Molybdenum, total (3050)	M6010B ICP	33		*	mg/Kg	1	5	08/28/08 3:47	aeh
Nickel, total (3050)	M6010B ICP	2	B		mg/Kg	1	5	08/28/08 3:47	aeh
Selenium, total (3050)	M6020 ICP-MS	0.60			mg/Kg	0.05	0.3	08/29/08 8:00	rac
Thallium, total (3050)	M6020 ICP-MS	0.08	B		mg/Kg	0.05	0.3	08/29/08 8:00	rac
Uranium, total (3050)	M6020 ICP-MS	1.26		*	mg/Kg	0.05	0.3	08/29/08 8:00	rac
Zinc, total (3050)	M6010B ICP	36		*	mg/Kg	1	5	08/28/08 3:47	aeh

Soil Analysis

Parameter	EPA Method	Result	Qual	XQ	Units	MDL	PQL	Date	Analyst
Solids, Percent	CLPSOW390, PART F, D-98	90.9		*	%	0.1	0.5	08/19/08 16:59	bjl

Soil Preparation

Parameter	EPA Method	Result	Qual	XQ	Units	MDL	PQL	Date	Analyst
Air Dry at 34 Degrees C	USDA No. 1, 1972			*				08/18/08 21:44	bjl
Digestion - Hot Plate	M3050B ICP-MS							08/24/08 12:22	bjl
Sieve-2000 um (2.0mm)	ASA No.9, 15-4.2.2			*				08/23/08 13:22	lwt/bjl

Arizona license number: AZ0102

** Please refer to Qualifier Reports for details.*

ACZ Laboratories, Inc.
2773 Downhill Drive Steamboat Springs, CO 80487 (800) 334-5493

Inorganic Analytical Results

FMI Gold & Copper - Sierrita
Project ID:
Sample ID: RP-JS-01-10-12

ACZ Sample ID: ***L71134-11***
Date Sampled: *08/12/08 09:53*
Date Received: *08/13/08*
Sample Matrix: *Soil*

Metals Analysis

Parameter	EPA Method	Result	Qual	XQ	Units	MDL	PQL	Date	Analyst
Antimony, total (3050)	M6020 ICP-MS		U	*	mg/Kg	0.2	1	08/29/08 8:07	rac
Arsenic, total (3050)	M6020 ICP-MS	2.6		*	mg/Kg	0.3	0.5	08/29/08 8:07	rac
Barium, total (3050)	M6010B ICP	50.8			mg/Kg	0.3	2	08/28/08 3:51	aeh
Beryllium, total (3050)	M6010B ICP	0.3	B		mg/Kg	0.2	1	08/28/08 3:51	aeh
Cadmium, total (3050)	M6010B ICP		U		mg/Kg	0.5	2	08/28/08 3:51	aeh
Chromium, total (3050)	M6010B ICP	2	B	*	mg/Kg	1	5	08/28/08 3:51	aeh
Cobalt, total (3050)	M6010B ICP	5		*	mg/Kg	1	5	08/28/08 3:51	aeh
Copper, total (3050)	M6010B ICP	466		*	mg/Kg	1	5	08/28/08 3:51	aeh
Lead, total (3050)	M6020 ICP-MS	9.69		*	mg/Kg	0.05	0.3	08/29/08 8:07	rac
Manganese, total (3050)	M6010B ICP	207		*	mg/Kg	0.5	3	08/28/08 3:51	aeh
Mercury, total	M7471A CVAA	0.06	B		mg/Kg	0.04	0.2	08/23/08 17:41	jws/pmc
Molybdenum, total (3050)	M6010B ICP	126		*	mg/Kg	1	5	08/28/08 3:51	aeh
Nickel, total (3050)	M6010B ICP	2	B		mg/Kg	1	5	08/28/08 3:51	aeh
Selenium, total (3050)	M6020 ICP-MS	1.04			mg/Kg	0.05	0.3	08/29/08 8:07	rac
Thallium, total (3050)	M6020 ICP-MS	0.09	B		mg/Kg	0.05	0.3	08/29/08 8:07	rac
Uranium, total (3050)	M6020 ICP-MS	2.25		*	mg/Kg	0.05	0.3	08/29/08 8:07	rac
Zinc, total (3050)	M6010B ICP	48		*	mg/Kg	1	5	08/28/08 3:51	aeh

Soil Analysis

Parameter	EPA Method	Result	Qual	XQ	Units	MDL	PQL	Date	Analyst
Solids, Percent	CLPSOW390, PART F, D-98	85.8		*	%	0.1	0.5	08/19/08 19:10	bjl

Soil Preparation

Parameter	EPA Method	Result	Qual	XQ	Units	MDL	PQL	Date	Analyst
Air Dry at 34 Degrees C	USDA No. 1, 1972			*				08/18/08 22:15	bjl
Digestion - Hot Plate	M3050B ICP-MS							08/24/08 12:45	bjl
Sieve-2000 um (2.0mm)	ASA No.9, 15-4.2.2			*				08/23/08 14:30	lwt/bjl

Arizona license number: AZ0102

** Please refer to Qualifier Reports for details.*

ACZ Laboratories, Inc.
2773 Downhill Drive Steamboat Springs, CO 80487 (800) 334-5493

Inorganic Analytical Results

FMI Gold & Copper - Sierrita
Project ID:
Sample ID: RP-JS-01-15-17

ACZ Sample ID: ***L71134-12***
Date Sampled: *08/12/08 10:05*
Date Received: *08/13/08*
Sample Matrix: *Soil*

Metals Analysis

Parameter	EPA Method	Result	Qual	XQ	Units	MDL	PQL	Date	Analyst
Antimony, total (3050)	M6020 ICP-MS	0.3	B	*	mg/Kg	0.2	1	08/29/08 8:13	rac
Arsenic, total (3050)	M6020 ICP-MS	3.6		*	mg/Kg	0.3	0.5	08/29/08 8:13	rac
Barium, total (3050)	M6010B ICP	56.8			mg/Kg	0.3	2	08/28/08 3:54	aeh
Beryllium, total (3050)	M6010B ICP	0.3	B		mg/Kg	0.2	1	08/28/08 3:54	aeh
Cadmium, total (3050)	M6010B ICP		U		mg/Kg	0.5	2	08/28/08 3:54	aeh
Chromium, total (3050)	M6010B ICP	2	B	*	mg/Kg	1	5	08/28/08 3:54	aeh
Cobalt, total (3050)	M6010B ICP	6		*	mg/Kg	1	5	08/28/08 3:54	aeh
Copper, total (3050)	M6010B ICP	254		*	mg/Kg	1	5	08/28/08 3:54	aeh
Lead, total (3050)	M6020 ICP-MS	11.30		*	mg/Kg	0.05	0.3	08/29/08 8:13	rac
Manganese, total (3050)	M6010B ICP	368		*	mg/Kg	0.5	3	08/28/08 3:54	aeh
Mercury, total	M7471A CVAA		U		mg/Kg	0.04	0.2	08/23/08 17:44	jws/pmc
Molybdenum, total (3050)	M6010B ICP	67		*	mg/Kg	1	5	08/28/08 3:54	aeh
Nickel, total (3050)	M6010B ICP	2	B		mg/Kg	1	5	08/28/08 3:54	aeh
Selenium, total (3050)	M6020 ICP-MS	0.93			mg/Kg	0.05	0.3	08/29/08 8:13	rac
Thallium, total (3050)	M6020 ICP-MS	0.15	B		mg/Kg	0.05	0.3	08/29/08 8:13	rac
Uranium, total (3050)	M6020 ICP-MS	4.60		*	mg/Kg	0.05	0.3	08/29/08 8:13	rac
Zinc, total (3050)	M6010B ICP	84		*	mg/Kg	1	5	08/28/08 3:54	aeh

Soil Analysis

Parameter	EPA Method	Result	Qual	XQ	Units	MDL	PQL	Date	Analyst
Solids, Percent	CLPSOW390, PART F, D-98	83.4		*	%	0.1	0.5	08/19/08 21:20	bjl

Soil Preparation

Parameter	EPA Method	Result	Qual	XQ	Units	MDL	PQL	Date	Analyst
Air Dry at 34 Degrees C	USDA No. 1, 1972			*				08/18/08 22:47	bjl
Digestion - Hot Plate	M3050B ICP-MS							08/24/08 13:07	bjl
Sieve-2000 um (2.0mm)	ASA No.9, 15-4.2.2			*				08/23/08 15:38	lwt/bjl

Arizona license number: AZ0102

** Please refer to Qualifier Reports for details.*

ACZ Laboratories, Inc.
2773 Downhill Drive Steamboat Springs, CO 80487 (800) 334-5493

Inorganic Analytical Results

FMI Gold & Copper - Sierrita
Project ID:
Sample ID: EM-JS-08-0-1

ACZ Sample ID: ***L71134-13***
Date Sampled: *08/12/08 13:28*
Date Received: *08/13/08*
Sample Matrix: *Soil*

Metals Analysis

Parameter	EPA Method	Result	Qual	XQ	Units	MDL	PQL	Date	Analyst
Antimony, total (3050)	M6020 ICP-MS	1.1		*	mg/Kg	0.2	1	08/29/08 8:20	rac
Arsenic, total (3050)	M6020 ICP-MS	11.9			mg/Kg	0.3	0.5	08/29/08 8:20	rac
Barium, total (3050)	M6010B ICP	55.7			mg/Kg	0.3	2	08/28/08 3:58	aeh
Beryllium, total (3050)	M6010B ICP		U		mg/Kg	0.2	1	08/28/08 3:58	aeh
Cadmium, total (3050)	M6010B ICP		U		mg/Kg	0.5	2	08/28/08 3:58	aeh
Chromium, total (3050)	M6010B ICP	5	B	*	mg/Kg	1	5	08/28/08 3:58	aeh
Cobalt, total (3050)	M6010B ICP	4	B	*	mg/Kg	1	5	08/28/08 3:58	aeh
Copper, total (3050)	M6010B ICP	2040		*	mg/Kg	1	5	08/28/08 3:58	aeh
Lead, total (3050)	M6020 ICP-MS	57.00		*	mg/Kg	0.05	0.3	08/29/08 8:20	rac
Manganese, total (3050)	M6010B ICP	166		*	mg/Kg	0.5	3	08/28/08 3:58	aeh
Mercury, total	M7471A CVAA	0.08	B		mg/Kg	0.04	0.2	08/23/08 17:46	jws/pmc
Molybdenum, total (3050)	M6010B ICP	1240		*	mg/Kg	1	5	08/28/08 3:58	aeh
Nickel, total (3050)	M6010B ICP		U		mg/Kg	1	5	08/28/08 3:58	aeh
Selenium, total (3050)	M6020 ICP-MS	3.24			mg/Kg	0.05	0.3	08/29/08 8:20	rac
Thallium, total (3050)	M6020 ICP-MS	0.12	B		mg/Kg	0.05	0.3	08/29/08 8:20	rac
Uranium, total (3050)	M6020 ICP-MS	2.41		*	mg/Kg	0.05	0.3	08/29/08 8:20	rac
Zinc, total (3050)	M6010B ICP	39		*	mg/Kg	1	5	08/28/08 3:58	aeh

Soil Analysis

Parameter	EPA Method	Result	Qual	XQ	Units	MDL	PQL	Date	Analyst
Solids, Percent	CLPSOW390, PART F, D-98	93.9		*	%	0.1	0.5	08/19/08 23:31	bjl

Soil Preparation

Parameter	EPA Method	Result	Qual	XQ	Units	MDL	PQL	Date	Analyst
Air Dry at 34 Degrees C	USDA No. 1, 1972			*				08/18/08 23:19	bjl
Digestion - Hot Plate	M3050B ICP-MS							08/24/08 13:30	bjl
Sieve-2000 um (2.0mm)	ASA No.9, 15-4.2.2			*				08/23/08 16:46	lwt/bjl

Arizona license number: AZ0102

** Please refer to Qualifier Reports for details.*

ACZ Laboratories, Inc.
2773 Downhill Drive Steamboat Springs, CO 80487 (800) 334-5493

Inorganic Analytical Results

FMI Gold & Copper - Sierrita
Project ID:
Sample ID: EM-JS-08-1-3

ACZ Sample ID: ***L71134-14***
Date Sampled: *08/12/08 13:28*
Date Received: *08/13/08*
Sample Matrix: *Soil*

Metals Analysis

Parameter	EPA Method	Result	Qual	XQ	Units	MDL	PQL	Date	Analyst
Antimony, total (3050)	M6020 ICP-MS	0.4	B	*	mg/Kg	0.2	1	08/29/08 8:40	rac
Arsenic, total (3050)	M6020 ICP-MS	7.7		*	mg/Kg	0.3	0.5	08/29/08 8:40	rac
Barium, total (3050)	M6010B ICP	47.3			mg/Kg	0.3	2	08/28/08 4:01	aeh
Beryllium, total (3050)	M6010B ICP		U		mg/Kg	0.2	1	08/28/08 4:01	aeh
Cadmium, total (3050)	M6010B ICP		U		mg/Kg	0.5	2	08/28/08 4:01	aeh
Chromium, total (3050)	M6010B ICP	2	B	*	mg/Kg	1	5	08/28/08 4:01	aeh
Cobalt, total (3050)	M6010B ICP	5	B	*	mg/Kg	1	5	08/28/08 4:01	aeh
Copper, total (3050)	M6010B ICP	1800		*	mg/Kg	1	5	08/28/08 4:01	aeh
Lead, total (3050)	M6020 ICP-MS	152		*	mg/Kg	0.05	0.3	08/29/08 8:40	rac
Manganese, total (3050)	M6010B ICP	190		*	mg/Kg	0.5	3	08/28/08 4:01	aeh
Mercury, total	M7471A CVAA	0.09	B		mg/Kg	0.04	0.2	08/23/08 17:48	jws/pmc
Molybdenum, total (3050)	M6010B ICP	315		*	mg/Kg	1	5	08/28/08 4:01	aeh
Nickel, total (3050)	M6010B ICP		U		mg/Kg	1	5	08/28/08 4:01	aeh
Selenium, total (3050)	M6020 ICP-MS	3.38			mg/Kg	0.05	0.3	08/29/08 8:40	rac
Thallium, total (3050)	M6020 ICP-MS	0.20	B		mg/Kg	0.05	0.3	08/29/08 8:40	rac
Uranium, total (3050)	M6020 ICP-MS	1.17		*	mg/Kg	0.05	0.3	08/29/08 8:40	rac
Zinc, total (3050)	M6010B ICP	39		*	mg/Kg	1	5	08/28/08 4:01	aeh

Soil Analysis

Parameter	EPA Method	Result	Qual	XQ	Units	MDL	PQL	Date	Analyst
Solids, Percent	CLPSOW390, PART F, D-98	91.5		*	%	0.1	0.5	08/20/08 1:42	bjl

Soil Preparation

Parameter	EPA Method	Result	Qual	XQ	Units	MDL	PQL	Date	Analyst
Air Dry at 34 Degrees C	USDA No. 1, 1972			*				08/18/08 23:50	bjl
Digestion - Hot Plate	M3050B ICP-MS							08/24/08 13:52	bjl
Sieve-2000 um (2.0mm)	ASA No.9, 15-4.2.2			*				08/23/08 17:54	lwt/bjl

Arizona license number: AZ0102

** Please refer to Qualifier Reports for details.*

ACZ Laboratories, Inc.
2773 Downhill Drive Steamboat Springs, CO 80487 (800) 334-5493

Inorganic Analytical Results

FMI Gold & Copper - Sierrita
Project ID:
Sample ID: EM-JS-08-1-3D

ACZ Sample ID: ***L71134-15***
Date Sampled: *08/12/08 13:28*
Date Received: *08/13/08*
Sample Matrix: *Soil*

Metals Analysis

Parameter	EPA Method	Result	Qual	XQ	Units	MDL	PQL	Date	Analyst
Antimony, total (3050)	M6020 ICP-MS	0.6	B	*	mg/Kg	0.2	1	08/29/08 8:47	rac
Arsenic, total (3050)	M6020 ICP-MS	8.2		*	mg/Kg	0.3	0.5	08/29/08 8:47	rac
Barium, total (3050)	M6010B ICP	69.5			mg/Kg	0.3	2	08/28/08 4:04	aeh
Beryllium, total (3050)	M6010B ICP		U		mg/Kg	0.2	1	08/28/08 4:04	aeh
Cadmium, total (3050)	M6010B ICP		U		mg/Kg	0.5	2	08/28/08 4:04	aeh
Chromium, total (3050)	M6010B ICP	3	B	*	mg/Kg	1	5	08/28/08 4:04	aeh
Cobalt, total (3050)	M6010B ICP	5		*	mg/Kg	1	5	08/28/08 4:04	aeh
Copper, total (3050)	M6010B ICP	1430		*	mg/Kg	1	5	08/28/08 4:04	aeh
Lead, total (3050)	M6020 ICP-MS	51.90		*	mg/Kg	0.05	0.3	08/29/08 8:47	rac
Manganese, total (3050)	M6010B ICP	193		*	mg/Kg	0.5	3	08/28/08 4:04	aeh
Mercury, total	M7471A CVAA	0.07	B		mg/Kg	0.04	0.2	08/23/08 17:50	jws/pmc
Molybdenum, total (3050)	M6010B ICP	342		*	mg/Kg	1	5	08/28/08 4:04	aeh
Nickel, total (3050)	M6010B ICP		U		mg/Kg	1	5	08/28/08 4:04	aeh
Selenium, total (3050)	M6020 ICP-MS	2.85			mg/Kg	0.05	0.3	08/29/08 8:47	rac
Thallium, total (3050)	M6020 ICP-MS	0.17	B		mg/Kg	0.05	0.3	08/29/08 8:47	rac
Uranium, total (3050)	M6020 ICP-MS	1.29		*	mg/Kg	0.05	0.3	08/29/08 8:47	rac
Zinc, total (3050)	M6010B ICP	43		*	mg/Kg	1	5	08/28/08 4:04	aeh

Soil Analysis

Parameter	EPA Method	Result	Qual	XQ	Units	MDL	PQL	Date	Analyst
Solids, Percent	CLPSOW390, PART F, D-98	91.4		*	%	0.1	0.5	08/20/08 3:53	bjl

Soil Preparation

Parameter	EPA Method	Result	Qual	XQ	Units	MDL	PQL	Date	Analyst
Air Dry at 34 Degrees C	USDA No. 1, 1972			*				08/19/08 0:22	bjl
Digestion - Hot Plate	M3050B ICP-MS							08/24/08 14:15	bjl
Sieve-2000 um (2.0mm)	ASA No.9, 15-4.2.2			*				08/23/08 19:02	lwt/bjl

Arizona license number: AZ0102

** Please refer to Qualifier Reports for details.*

ACZ Laboratories, Inc.
2773 Downhill Drive Steamboat Springs, CO 80487 (800) 334-5493

Inorganic Analytical Results

FMI Gold & Copper - Sierrita
Project ID:
Sample ID: EM-JS-08-5-7

ACZ Sample ID: ***L71134-16***
Date Sampled: *08/12/08 13:33*
Date Received: *08/13/08*
Sample Matrix: *Soil*

Metals Analysis

Parameter	EPA Method	Result	Qual	XQ	Units	MDL	PQL	Date	Analyst
Antimony, total (3050)	M6020 ICP-MS	13.6		*	mg/Kg	0.2	1	08/29/08 8:53	rac
Arsenic, total (3050)	M6020 ICP-MS	64.8		*	mg/Kg	0.3	0.5	08/29/08 8:53	rac
Barium, total (3050)	M6010B ICP	150			mg/Kg	0.3	2	08/28/08 4:08	aeh
Beryllium, total (3050)	M6010B ICP		U		mg/Kg	0.2	1	08/28/08 4:08	aeh
Cadmium, total (3050)	M6010B ICP	5.0			mg/Kg	0.5	2	08/28/08 4:08	aeh
Chromium, total (3050)	M6010B ICP	36		*	mg/Kg	1	5	08/28/08 4:08	aeh
Cobalt, total (3050)	M6010B ICP	42		*	mg/Kg	1	5	08/28/08 4:08	aeh
Copper, total (3050)	M6010B ICP	26800		*	mg/Kg	5	30	08/29/08 23:34	aeh
Lead, total (3050)	M6020 ICP-MS	999		*	mg/Kg	0.2	1	09/02/08 20:02	msh
Manganese, total (3050)	M6010B ICP	932		*	mg/Kg	0.5	3	08/28/08 4:08	aeh
Mercury, total	M7471A CVAA	0.60			mg/Kg	0.04	0.2	08/23/08 17:52	jws/pmc
Molybdenum, total (3050)	M6010B ICP	6470		*	mg/Kg	1	5	08/28/08 4:08	aeh
Nickel, total (3050)	M6010B ICP	33			mg/Kg	1	5	08/28/08 4:08	aeh
Selenium, total (3050)	M6020 ICP-MS	7.85			mg/Kg	0.05	0.3	08/29/08 8:53	rac
Thallium, total (3050)	M6020 ICP-MS	0.22	B		mg/Kg	0.05	0.3	08/29/08 8:53	rac
Uranium, total (3050)	M6020 ICP-MS	5.20		*	mg/Kg	0.05	0.3	08/29/08 8:53	rac
Zinc, total (3050)	M6010B ICP	1550		*	mg/Kg	1	5	08/28/08 4:08	aeh

Soil Analysis

Parameter	EPA Method	Result	Qual	XQ	Units	MDL	PQL	Date	Analyst
Solids, Percent	CLPSOW390, PART F, D-98	88.9		*	%	0.1	0.5	08/20/08 6:04	bjl

Soil Preparation

Parameter	EPA Method	Result	Qual	XQ	Units	MDL	PQL	Date	Analyst
Air Dry at 34 Degrees C	USDA No. 1, 1972			*				08/19/08 0:53	bjl
Digestion - Hot Plate	M3050B ICP-MS							08/24/08 14:37	bjl
Sieve-2000 um (2.0mm)	ASA No.9, 15-4.2.2			*				08/23/08 20:10	lwt/bjl

Arizona license number: AZ0102

** Please refer to Qualifier Reports for details.*

ACZ Laboratories, Inc.
2773 Downhill Drive Steamboat Springs, CO 80487 (800) 334-5493

Inorganic Analytical Results

FMI Gold & Copper - Sierrita
Project ID:
Sample ID: EM-JS-08-10-12

ACZ Sample ID: ***L71134-17***
Date Sampled: *08/12/08 13:56*
Date Received: *08/13/08*
Sample Matrix: *Soil*

Metals Analysis

Parameter	EPA Method	Result	Qual	XQ	Units	MDL	PQL	Date	Analyst
Antimony, total (3050)	M6020 ICP-MS	2.0		*	mg/Kg	0.2	1	08/29/08 9:00	rac
Arsenic, total (3050)	M6020 ICP-MS	16.0		*	mg/Kg	0.3	0.5	08/29/08 9:00	rac
Barium, total (3050)	M6010B ICP	77.6			mg/Kg	0.3	2	08/28/08 4:29	aeh
Beryllium, total (3050)	M6010B ICP	0.9	B		mg/Kg	0.2	1	08/28/08 4:29	aeh
Cadmium, total (3050)	M6010B ICP	5.3			mg/Kg	0.5	2	08/28/08 4:29	aeh
Chromium, total (3050)	M6010B ICP	193		*	mg/Kg	1	5	08/28/08 4:29	aeh
Cobalt, total (3050)	M6010B ICP	23		*	mg/Kg	1	5	08/28/08 4:29	aeh
Copper, total (3050)	M6010B ICP	4120		*	mg/Kg	1	5	08/28/08 4:29	aeh
Lead, total (3050)	M6020 ICP-MS	303		*	mg/Kg	0.1	0.5	09/02/08 20:06	msh
Manganese, total (3050)	M6010B ICP	683		*	mg/Kg	0.5	3	08/28/08 4:29	aeh
Mercury, total	M7471A CVAA	0.40			mg/Kg	0.04	0.2	08/23/08 17:55	jws/pmc
Molybdenum, total (3050)	M6010B ICP	2220		*	mg/Kg	1	5	08/28/08 4:29	aeh
Nickel, total (3050)	M6010B ICP	29			mg/Kg	1	5	08/28/08 4:29	aeh
Selenium, total (3050)	M6020 ICP-MS	2.86			mg/Kg	0.05	0.3	08/29/08 9:00	rac
Thallium, total (3050)	M6020 ICP-MS	0.17	B		mg/Kg	0.05	0.3	08/29/08 9:00	rac
Uranium, total (3050)	M6020 ICP-MS	7.78		*	mg/Kg	0.05	0.3	08/29/08 9:00	rac
Zinc, total (3050)	M6010B ICP	741		*	mg/Kg	1	5	08/28/08 4:29	aeh

Soil Analysis

Parameter	EPA Method	Result	Qual	XQ	Units	MDL	PQL	Date	Analyst
Solids, Percent	CLPSOW390, PART F, D-98	90.1		*	%	0.1	0.5	08/20/08 8:15	bjl

Soil Preparation

Parameter	EPA Method	Result	Qual	XQ	Units	MDL	PQL	Date	Analyst
Air Dry at 34 Degrees C	USDA No. 1, 1972			*				08/19/08 1:25	bjl
Digestion - Hot Plate	M3050B ICP-MS							08/24/08 15:45	bjl
Sieve-2000 um (2.0mm)	ASA No.9, 15-4.2.2			*				08/23/08 21:18	lwt/bjl

Arizona license number: AZ0102

** Please refer to Qualifier Reports for details.*

Report Header Explanations

Batch	A distinct set of samples analyzed at a specific time
Found	Value of the QC Type of interest
Limit	Upper limit for RPD, in %.
Lower	Lower Recovery Limit, in % (except for LCSS, mg/Kg)
MDL	Method Detection Limit. Same as Minimum Reporting Limit. Allows for instrument and annual fluctuations.
PCN/SCN	A number assigned to reagents/standards to trace to the manufacturer's certificate of analysis
PQL	Practical Quantitation Limit, typically 5 times the MDL.
QC	True Value of the Control Sample or the amount added to the Spike
Rec	Amount of the true value or spike added recovered, in % (except for LCSS, mg/Kg)
RPD	Relative Percent Difference, calculation used for Duplicate QC Types
Upper	Upper Recovery Limit, in % (except for LCSS, mg/Kg)
Sample	Value of the Sample of interest

QC Sample Types

AS	Analytical Spike (Post Digestion)	*LCSWD*	Laboratory Control Sample - Water Duplicate
ASD	Analytical Spike (Post Digestion) Duplicate	*LFB*	Laboratory Fortified Blank
CCB	Continuing Calibration Blank	*LFM*	Laboratory Fortified Matrix
CCV	Continuing Calivation Verification standard	*LFMD*	Laboratory Fortified Matrix Duplicate
DUP	Sample Duplicate	*LRB*	Laboratory Reagent Blank
ICB	Initial Calibration Blank	*MS*	Matrix Spike
ICV	Initial Calibration Verification standard	*MSD*	Matrix Spike Duplicate
ICSAB	Inter-element Correction Standard - A plus B solutions	*PBS*	Prep Blank - Soil
LCSS	Laboratory Control Sample - Soil	*PBW*	Prep Blank - Water
LCSSD	Laboratory Control Sample - Soil Duplicate	*PQV*	Practical Quantitation Verification standard
LCSW	Laboratory Control Sample - Water	*SDL*	Serial Dilution

QC Sample Type Explanations

Blanks	Verifies that there is no or minimal contamination in the prep method or calibration procedure.
Control Samples	Verifies the accuracy of the method, including the prep procedure.
Duplicates	Verifies the precision of the instrument and/or method.
Spikes/Fortified Matrix	Determines sample matrix interferences, if any.
Standard	Verifies the validity of the calibration.

ACZ Qualifiers (Qual)

B	Analyte concentration detected at a value between MDL and PQL.
H	Analysis exceeded method hold time. pH is a field test with an immediate hold time.
U	Analyte was analyzed for but not detected at the indicated MDL

Method References

(1) EPA 600/4-83-020. Methods for Chemical Analysis of Water and Wastes, March 1983.
(2) EPA 600/R-93-100. Methods for the Determination of Inorganic Substances in Environmental Samples, August 1993.
(3) EPA 600/R-94-111. Methods for the Determination of Metals in Environmental Samples - Supplement I, May 1994.
(5) EPA SW-846. Test Methods for Evaluating Solid Waste, Third Edition with Update III, December 1996.
(6) Standard Methods for the Examination of Water and Wastewater, 19th edition, 1995.

Comments

(1) QC results calculated from raw data. Results may vary slightly if the rounded values are used in the calculations.
(2) Soil, Sludge, and Plant matrices for Inorganic analyses are reported on a dry weight basis.
(3) Animal matrices for Inorganic analyses are reported on an "as received" basis.

FMI Gold & Copper - Sierrita ACZ Project ID: ***L71134***

Project ID:

Antimony, total (3050) M6020 ICP-MS

ACZ ID	Type	Analyzed	PCN/SCN	QC	Sample	Found	Units	Rec	Lower	Upper	RPD	Limit	Qual
WG250829													
WG250829ICV	ICV	08/29/08 5:46	MS080813-2	.02006		.01964	mg/L	97.9	90	110			
WG250829ICB	ICB	08/29/08 5:53				U	mg/L		-0.0012	0.0012			
WG250513PBS	PBS	08/29/08 6:20				U	mg/Kg		-0.6	0.6			
WG250513LCSS	LCSS	08/29/08 6:26	PCN30289	126		120.4	mg/Kg		63.3	189			
WG250513LCSSD	LCSSD	08/29/08 6:33	PCN30289	126		115	mg/Kg		63.3	189	4.6	20	
L71134-17MS	MS	08/29/08 9:06	MS080707-3	5.05	2	4.89	mg/Kg	57.2	75	125			M2
L71134-17MSD	MSD	08/29/08 9:13	MS080707-3	5.05	2	5.17	mg/Kg	62.8	75	125	5.57	20	M2

Arsenic, total (3050) M6020 ICP-MS

ACZ ID	Type	Analyzed	PCN/SCN	QC	Sample	Found	Units	Rec	Lower	Upper	RPD	Limit	Qual
WG250829													
WG250829ICV	ICV	08/29/08 5:46	MS080813-2	.05		.05147	mg/L	102.9	90	110			
WG250829ICB	ICB	08/29/08 5:53				U	mg/L		-0.0015	0.0015			
WG250513PBS	PBS	08/29/08 6:20				U	mg/Kg		-0.9	0.9			
WG250513LCSS	LCSS	08/29/08 6:26	PCN30289	225		271.1	mg/Kg		181	270			RL
WG250513LCSSD	LCSSD	08/29/08 6:33	PCN30289	225		263.2	mg/Kg		181	270	3	20	
L71134-17MS	MS	08/29/08 9:06	MS080707-3	25.25	16	46.89	mg/Kg	122.3	75	125			
L71134-17MSD	MSD	08/29/08 9:13	MS080707-3	25.25	16	45.47	mg/Kg	116.7	75	125	3.07	20	

Barium, total (3050) M6010B ICP

ACZ ID	Type	Analyzed	PCN/SCN	QC	Sample	Found	Units	Rec	Lower	Upper	RPD	Limit	Qual
WG250782													
WG250782ICV	ICV	08/28/08 2:38	II080820-1	2		2.0243	mg/L	101.2	90	110			
WG250782ICB	ICB	08/28/08 2:42				U	mg/L		-0.009	0.009			
WG250513PBS	PBS	08/28/08 2:56				U	mg/Kg		-0.9	0.9			
WG250513LCSS	LCSS	08/28/08 2:59	PCN30289	565		568.12	mg/Kg		461	669			
WG250513LCSSD	LCSSD	08/28/08 3:02	PCN30289	565		569.07	mg/Kg		461	669	0.2	20	
L71134-16MS	MS	08/28/08 4:22	II080811-3	50.5	150	198.18	mg/Kg	95.4	75	125			
L71134-16MSD	MSD	08/28/08 4:25	II080811-3	50.5	150	210.26	mg/Kg	119.3	75	125	5.92	20	

Beryllium, total (3050) M6010B ICP

ACZ ID	Type	Analyzed	PCN/SCN	QC	Sample	Found	Units	Rec	Lower	Upper	RPD	Limit	Qual
WG250782													
WG250782ICV	ICV	08/28/08 2:38	II080820-1	2		2.06	mg/L	103	90	110			
WG250782ICB	ICB	08/28/08 2:42				U	mg/L		-0.006	0.006			
WG250513PBS	PBS	08/28/08 2:56				U	mg/Kg		-0.6	0.6			
WG250513LCSS	LCSS	08/28/08 2:59	PCN30289	162		168.99	mg/Kg		134	190			
WG250513LCSSD	LCSSD	08/28/08 3:02	PCN30289	162		165.67	mg/Kg		134	190	2	20	
L71134-16MS	MS	08/28/08 4:22	II080811-3	50.5	U	53.19	mg/Kg	105.3	75	125			
L71134-16MSD	MSD	08/28/08 4:25	II080811-3	50.5	U	54.41	mg/Kg	107.7	75	125	2.27	20	

FMI Gold & Copper - Sierrita
Project ID:

ACZ Project ID: ***L71134***

Cadmium, total (3050) M6010B ICP

ACZ ID	Type	Analyzed	PCN/SCN	QC	Sample	Found	Units	Rec	Lower	Upper	RPD	Limit	Qual
WG250782													
WG250782ICV	ICV	08/28/08 2:38	II080820-1	2		1.9655	mg/L	98.3	90	110			
WG250782ICB	ICB	08/28/08 2:42				U	mg/L		-0.015	0.015			
WG250513PBS	PBS	08/28/08 2:56				U	mg/Kg		-1.5	1.5			
WG250513LCSS	LCSS	08/28/08 2:59	PCN30289	69.1		70.11	mg/Kg		58.1	80.1			
WG250513LCSSD	LCSSD	08/28/08 3:02	PCN30289	69.1		67.63	mg/Kg		58.1	80.1	3.6	20	
L71134-16MS	MS	08/28/08 4:22	II080811-3	50.5	5	53.46	mg/Kg	96	75	125			
L71134-16MSD	MSD	08/28/08 4:25	II080811-3	50.5	5	54.16	mg/Kg	97.3	75	125	1.3	20	

Chromium, total (3050) M6010B ICP

ACZ ID	Type	Analyzed	PCN/SCN	QC	Sample	Found	Units	Rec	Lower	Upper	RPD	Limit	Qual
WG250782													
WG250782ICV	ICV	08/28/08 2:38	II080820-1	2		2.007	mg/L	100.4	90	110			
WG250782ICB	ICB	08/28/08 2:42				U	mg/L		-0.03	0.03			
WG250513PBS	PBS	08/28/08 2:56				U	mg/Kg		-3	3			
WG250513LCSS	LCSS	08/28/08 2:59	PCN30289	124		129.6	mg/Kg		101	147			
WG250513LCSSD	LCSSD	08/28/08 3:02	PCN30289	124		124.2	mg/Kg		101	147	4.3	20	
L71134-16MS	MS	08/28/08 4:22	II080811-3	50.5	36	84.6	mg/Kg	96.2	75	125			
L71134-16MSD	MSD	08/28/08 4:25	II080811-3	50.5	36	99.9	mg/Kg	126.5	75	125	16.59	20	MA

Cobalt, total (3050) M6010B ICP

ACZ ID	Type	Analyzed	PCN/SCN	QC	Sample	Found	Units	Rec	Lower	Upper	RPD	Limit	Qual
WG250782													
WG250782ICV	ICV	08/28/08 2:38	II080820-1	2.002		1.994	mg/L	99.6	90	110			
WG250782ICB	ICB	08/28/08 2:42				U	mg/L		-0.03	0.03			
WG250513PBS	PBS	08/28/08 2:56				U	mg/Kg		-3	3			
WG250513LCSS	LCSS	08/28/08 2:59	PCN30289	115		124.7	mg/Kg		95.6	135			
WG250513LCSSD	LCSSD	08/28/08 3:02	PCN30289	115		117	mg/Kg		95.6	135	6.4	20	
L71134-16MS	MS	08/28/08 4:22	II080811-3	50.5	42	91.9	mg/Kg	98.8	75	125			
L71134-16MSD	MSD	08/28/08 4:25	II080811-3	50.5	42	90.1	mg/Kg	95.2	75	125	1.98	20	

FMI Gold & Copper - Sierrita
Project ID:

ACZ Project ID: ***L71134***

Copper, total (3050) M6010B ICP

ACZ ID	Type	Analyzed	PCN/SCN	QC	Sample	Found	Units	Rec	Lower	Upper	RPD	Limit	Qual
WG250782													
WG250782ICV	ICV	08/28/08 2:38	II080820-1	2		1.999	mg/L	100	90	110			
WG250782ICB	ICB	08/28/08 2:42				U	mg/L		-0.03	0.03			
WG250513PBS	PBS	08/28/08 2:56				U	mg/Kg		-3	3			
WG250513LCSS	LCSS	08/28/08 2:59	PCN30289	66.7		66.9	mg/Kg		53.9	79.5			
WG250513LCSSD	LCSSD	08/28/08 3:02	PCN30289	66.7		63.1	mg/Kg		53.9	79.5	5.8	20	
L71134-16MS	MS	08/28/08 4:22	II080811-3	50.5	22300	22076.1	mg/Kg	-443.4	75	125			M3
L71134-16MSD	MSD	08/28/08 4:25	II080811-3	50.5	22300	19648.9	mg/Kg	-5249.7	75	125	11.63	20	M3
WG250834													
WG250834ICV	ICV	08/29/08 21:12	II080820-1	2		1.94	mg/L	97	90	110			
WG250834ICB	ICB	08/29/08 21:16				U	mg/L		-0.03	0.03			
WG250513PBS	PBS	08/29/08 23:11				U	mg/Kg		-3	3			
WG250513LCSS	LCSS	08/29/08 23:15	PCN30289	66.7		68.7	mg/Kg		53.9	79.5			
WG250513LCSSD	LCSSD	08/29/08 23:19	PCN30289	66.7		64.9	mg/Kg		53.9	79.5	5.7	20	
L71134-16MS	MS	08/29/08 23:41	II5XSOIL	50.5	26800	26518	mg/Kg	-558.4	75	125			M3
L71134-16MSD	MSD	08/29/08 23:45	II5XSOIL	50.5	26800	22826.9	mg/Kg	-7867.5	75	125	14.96	20	M3

Lead, total (3050) M6020 ICP-MS

ACZ ID	Type	Analyzed	PCN/SCN	QC	Sample	Found	Units	Rec	Lower	Upper	RPD	Limit	Qual
WG250829													
WG250829ICV	ICV	08/29/08 5:46	MS080813-2	.05		.04837	mg/L	96.7	90	110			
WG250829ICB	ICB	08/29/08 5:53				U	mg/L		-0.0003	0.0003			
WG250513PBS	PBS	08/29/08 6:20				U	mg/Kg		-0.15	0.15			
WG250513LCSS	LCSS	08/29/08 6:26	PCN30289	223		238.65	mg/Kg		183	264			
WG250513LCSSD	LCSSD	08/29/08 6:33	PCN30289	223		226.65	mg/Kg		183	264	5.2	20	
L71134-17MS	MS	08/29/08 9:06	MS080707-3	25.25	273	370.418	mg/Kg	385.8	75	125			M3
L71134-17MSD	MSD	08/29/08 9:13	MS080707-3	25.25	273	397.082	mg/Kg	491.4	75	125	6.95	20	M3
WG250918													
WG250918ICV	ICV	09/02/08 18:36	MS080813-2	.05		.04845	mg/L	96.9	90	110			
WG250918ICB	ICB	09/02/08 18:40				U	mg/L		-0.0003	0.0003			
WG250513PBS	PBS	09/02/08 19:48				U	mg/Kg		-0.15	0.15			
WG250513LCSS	LCSS	09/02/08 19:59	PCN30289	223		229.9	mg/Kg		183	264			
WG250513LCSSD	LCSSD	09/02/08 20:01	PCN30289	223		233.1	mg/Kg		183	264	1.4	20	
L71134-17MS	MS	09/02/08 20:08	MS10XSOIL	25.25	303	415.11	mg/Kg	444	75	125			M3
L71134-17MSD	MSD	09/02/08 20:10	MS10XSOIL	25.25	303	439.75	mg/Kg	541.6	75	125	5.76	20	M3

Manganese, total (3050) M6010B ICP

ACZ ID	Type	Analyzed	PCN/SCN	QC	Sample	Found	Units	Rec	Lower	Upper	RPD	Limit	Qual
WG250782													
WG250782ICV	ICV	08/28/08 2:38	II080820-1	2		1.9988	mg/L	99.9	90	110			
WG250782ICB	ICB	08/28/08 2:42				U	mg/L		-0.015	0.015			
WG250513PBS	PBS	08/28/08 2:56				U	mg/Kg		-1.5	1.5			
WG250513LCSS	LCSS	08/28/08 2:59	PCN30289	368		391.56	mg/Kg		304	433			
WG250513LCSSD	LCSSD	08/28/08 3:02	PCN30289	368		376.7	mg/Kg		304	433	3.9	20	
L71134-16MS	MS	08/28/08 4:22	II080811-3	50.5	932	939.01	mg/Kg	13.9	75	125			M3
L71134-16MSD	MSD	08/28/08 4:25	II080811-3	50.5	932	887.94	mg/Kg	-87.2	75	125	5.59	20	M3

FMI Gold & Copper - Sierrita
Project ID:

ACZ Project ID: ***L71134***

Mercury, total M7471A CVAA

ACZ ID	Type	Analyzed	PCN/SCN	QC	Sample	Found	Units	Rec	Lower	Upper	RPD	Limit	Qual
WG250486													
WG250486ICV	ICV	08/23/08 16:39	II080822-2	.01002		.01002	mg/L	100	90	110			
WG250486ICB	ICB	08/23/08 16:42				U	mg/L		-0.0006	0.0006			
WG250486PBS	PBS	08/23/08 16:44				U	mg/Kg		-0.12	0.12			
WG250486LCSS	LCSS	08/23/08 16:46	PCN28813	5.8		4.98	mg/Kg		3.83	7.69			
WG250486LCSSD	LCSSD	08/23/08 16:48	PCN28813	5.8		5.17	mg/Kg		3.83	7.69	3.7	20	
L71083-01MS	MS	08/23/08 16:52	II080822-5	1.045	.13	1.166	mg/Kg	99.1	85	115			
L71083-01MSD	MSD	08/23/08 16:55	II080822-5	1.05	.13	1.18	mg/Kg	100	85	115	1.19	20	
L71083-02MS	MS	08/23/08 16:59	II080822-5	1.09	.13	1.222	mg/Kg	100.2	85	115			
L71083-02MSD	MSD	08/23/08 17:01	II080822-5	1.095	.13	1.177	mg/Kg	95.6	85	115	3.75	20	

Molybdenum, total (3050) M6010B ICP

ACZ ID	Type	Analyzed	PCN/SCN	QC	Sample	Found	Units	Rec	Lower	Upper	RPD	Limit	Qual
WG250782													
WG250782ICV	ICV	08/28/08 2:38	II080820-1	2		2.014	mg/L	100.7	90	110			
WG250782ICB	ICB	08/28/08 2:42				U	mg/L		-0.03	0.03			
WG250513PBS	PBS	08/28/08 2:56				U	mg/Kg		-3	3			
WG250513LCSS	LCSS	08/28/08 2:59	PCN30289	107		116.5	mg/Kg		83.8	130			
WG250513LCSSD	LCSSD	08/28/08 3:02	PCN30289	107		114.3	mg/Kg		83.8	130	1.9	20	
L71134-16MS	MS	08/28/08 4:22	II080811-3	50.5	6470	6684.4	mg/Kg	424.6	75	125			M3
L71134-16MSD	MSD	08/28/08 4:25	II080811-3	50.5	6470	5964	mg/Kg	-1002	75	125	11.39	20	M3

Nickel, total (3050) M6010B ICP

ACZ ID	Type	Analyzed	PCN/SCN	QC	Sample	Found	Units	Rec	Lower	Upper	RPD	Limit	Qual
WG250782													
WG250782ICV	ICV	08/28/08 2:38	II080820-1	2.004		1.945	mg/L	97.1	90	110			
WG250782ICB	ICB	08/28/08 2:42				U	mg/L		-0.03	0.03			
WG250513PBS	PBS	08/28/08 2:56				U	mg/Kg		-3	3			
WG250513LCSS	LCSS	08/28/08 2:59	PCN30289	172		186	mg/Kg		140	204			
WG250513LCSSD	LCSSD	08/28/08 3:02	PCN30289	172		171.7	mg/Kg		140	204	8	20	
L71134-16MS	MS	08/28/08 4:22	II080811-3	50.3485	33	84.7	mg/Kg	102.7	75	125			
L71134-16MSD	MSD	08/28/08 4:25	II080811-3	50.3485	33	85.6	mg/Kg	104.5	75	125	1.06	20	

Selenium, total (3050) M6020 ICP-MS

ACZ ID	Type	Analyzed	PCN/SCN	QC	Sample	Found	Units	Rec	Lower	Upper	RPD	Limit	Qual
WG250829													
WG250829ICV	ICV	08/29/08 5:46	MS080813-2	.05		.05102	mg/L	102	90	110			
WG250829ICB	ICB	08/29/08 5:53				U	mg/L		-0.0003	0.0003			
WG250513PBS	PBS	08/29/08 6:20				U	mg/Kg		-0.15	0.15			
WG250513LCSS	LCSS	08/29/08 6:26	PCN30289	147		179.35	mg/Kg		114	180			
WG250513LCSSD	LCSSD	08/29/08 6:33	PCN30289	147		166	mg/Kg		114	180	7.7	20	
L71134-17MS	MS	08/29/08 9:06	MS080707-3	12.625	2.86	15.584	mg/Kg	100.8	75	125			
L71134-17MSD	MSD	08/29/08 9:13	MS080707-3	12.625	2.86	15.862	mg/Kg	103	75	125	1.77	20	

FMI Gold & Copper - Sierrita
Project ID:

ACZ Project ID: ***L71134***

Solids, Percent CLPSOW390, PART F, D-98

ACZ ID	Type	Analyzed	PCN/SCN	QC	Sample	Found	Units	Rec	Lower	Upper	RPD	Limit	Qual
WG250193													
WG250193PBS	PBS	08/18/08 17:00				U	%		99.9	100.1			
L71134-02DUP	DUP	08/18/08 23:32			87.8	88.52	%				0.8	20	

Thallium, total (3050) M6020 ICP-MS

ACZ ID	Type	Analyzed	PCN/SCN	QC	Sample	Found	Units	Rec	Lower	Upper	RPD	Limit	Qual
WG250829													
WG250829ICV	ICV	08/29/08 5:46	MS080813-2	.05		.05029	mg/L	100.6	90	110			
WG250829ICB	ICB	08/29/08 5:53				U	mg/L		-0.0003	0.0003			
WG250513PBS	PBS	08/29/08 6:20				U	mg/Kg		-0.15	0.15			
WG250513LCSS	LCSS	08/29/08 6:26	PCN30289	173		191.45	mg/Kg		140	205			
WG250513LCSSD	LCSSD	08/29/08 6:33	PCN30289	173		175.25	mg/Kg		140	205	8.8	20	
L71134-17MS	MS	08/29/08 9:06	MS080707-3	25.3005	.17	23.548	mg/Kg	92.4	75	125			
L71134-17MSD	MSD	08/29/08 9:13	MS080707-3	25.3005	.17	23.649	mg/Kg	92.8	75	125	0.43	20	

Uranium, total (3050) M6020 ICP-MS

ACZ ID	Type	Analyzed	PCN/SCN	QC	Sample	Found	Units	Rec	Lower	Upper	RPD	Limit	Qual
WG250829													
WG250829ICV	ICV	08/29/08 5:46	MS080813-2	.05		.04816	mg/L	96.3	90	110			
WG250829ICB	ICB	08/29/08 5:53				U	mg/L		-0.0003	0.0003			
WG250513PBS	PBS	08/29/08 6:20				U	mg/Kg		-0.15	0.15			
L71134-17MS	MS	08/29/08 9:06	MS080707-3	12.625	7.78	23.382	mg/Kg	123.6	75	125			
L71134-17MSD	MSD	08/29/08 9:13	MS080707-3	12.625	7.78	22.988	mg/Kg	120.5	75	125	1.7	20	

Zinc, total (3050) M6010B ICP

ACZ ID	Type	Analyzed	PCN/SCN	QC	Sample	Found	Units	Rec	Lower	Upper	RPD	Limit	Qual
WG250782													
WG250782ICV	ICV	08/28/08 2:38	II080820-1	2		2.01	mg/L	100.5	90	110			
WG250782ICB	ICB	08/28/08 2:42				U	mg/L		-0.03	0.03			
WG250513PBS	PBS	08/28/08 2:56				U	mg/Kg		-3	3			
WG250513LCSS	LCSS	08/28/08 2:59	PCN30289	349		363	mg/Kg		280	418			
WG250513LCSSD	LCSSD	08/28/08 3:02	PCN30289	349		351.8	mg/Kg		280	418	3.1	20	
L71134-16MS	MS	08/28/08 4:22	II080811-3	50.5	1550	1652.2	mg/Kg	202.4	75	125			M3
L71134-16MSD	MSD	08/28/08 4:25	II080811-3	50.5	1550	1709.4	mg/Kg	315.6	75	125	3.4	20	M3

FMI Gold & Copper - Sierrita ACZ Project ID: ***L71134***

ACZ ID	WORKNUM	PARAMETER	METHOD	QUAL	DESCRIPTION
L71134-01	WG250829	Antimony, total (3050)	M6020 ICP-MS	M2	Matrix spike recovery was low, the recovery of the associated control sample (LCS or LFB) was acceptable.
		Arsenic, total (3050)	M6020 ICP-MS	RL	Recovery for either the LCS or LCS duplicate was outside of the acceptance limits; the RPD was within the acceptance limits.
	WG250782	Chromium, total (3050)	M6010B ICP	MA	Recovery for either the spike or spike duplicate was outside of the acceptance limits; the RPD was within the acceptance limits.
		Cobalt, total (3050)	M6010B ICP	ZG	The ICP Serial Dilution was not used for data validation because the sample concentration was less than 50 times the MDL.
		Copper, total (3050)	M6010B ICP	M3	The spike recovery value is unusable since the analyte concentration in the sample is disproportionate to the spike level. The recovery of the associated control sample (LCS or LFB) was acceptable.
			M6010B ICP	ZH	Serial Dilution exceeded the acceptance criteria. Matrix interference [physical or chemical] is suspected.
	WG250829	Lead, total (3050)	M6020 ICP-MS	M3	The spike recovery value is unusable since the analyte concentration in the sample is disproportionate to the spike level. The recovery of the associated control sample (LCS or LFB) was acceptable.
	WG250782	Manganese, total (3050)	M6010B ICP	M3	The spike recovery value is unusable since the analyte concentration in the sample is disproportionate to the spike level. The recovery of the associated control sample (LCS or LFB) was acceptable.
		Molybdenum, total (3050)	M6010B ICP	M3	The spike recovery value is unusable since the analyte concentration in the sample is disproportionate to the spike level. The recovery of the associated control sample (LCS or LFB) was acceptable.
	WG250829	Uranium, total (3050)	M6020 ICP-MS	ZB	The ICP-MS Serial Dilution was not used for data validation because the sample concentration was less than 100 times the MDL.
	WG250782	Zinc, total (3050)	M6010B ICP	M3	The spike recovery value is unusable since the analyte concentration in the sample is disproportionate to the spike level. The recovery of the associated control sample (LCS or LFB) was acceptable.

FMI Gold & Copper - Sierrita ACZ Project ID: ***L71134***

ACZ ID	WORKNUM	PARAMETER	METHOD	QUAL	DESCRIPTION
L71134-02	WG250829	Antimony, total (3050)	M6020 ICP-MS	M2	Matrix spike recovery was low, the recovery of the associated control sample (LCS or LFB) was acceptable.
		Arsenic, total (3050)	M6020 ICP-MS	RL	Recovery for either the LCS or LCS duplicate was outside of the acceptance limits; the RPD was within the acceptance limits.
	WG250782	Chromium, total (3050)	M6010B ICP	MA	Recovery for either the spike or spike duplicate was outside of the acceptance limits; the RPD was within the acceptance limits.
		Cobalt, total (3050)	M6010B ICP	ZG	The ICP Serial Dilution was not used for data validation because the sample concentration was less than 50 times the MDL.
		Copper, total (3050)	M6010B ICP	M3	The spike recovery value is unusable since the analyte concentration in the sample is disproportionate to the spike level. The recovery of the associated control sample (LCS or LFB) was acceptable.
			M6010B ICP	ZH	Serial Dilution exceeded the acceptance criteria. Matrix interference [physical or chemical] is suspected.
	WG250829	Lead, total (3050)	M6020 ICP-MS	M3	The spike recovery value is unusable since the analyte concentration in the sample is disproportionate to the spike level. The recovery of the associated control sample (LCS or LFB) was acceptable.
	WG250782	Manganese, total (3050)	M6010B ICP	M3	The spike recovery value is unusable since the analyte concentration in the sample is disproportionate to the spike level. The recovery of the associated control sample (LCS or LFB) was acceptable.
		Molybdenum, total (3050)	M6010B ICP	M3	The spike recovery value is unusable since the analyte concentration in the sample is disproportionate to the spike level. The recovery of the associated control sample (LCS or LFB) was acceptable.
	WG250829	Uranium, total (3050)	M6020 ICP-MS	ZB	The ICP-MS Serial Dilution was not used for data validation because the sample concentration was less than 100 times the MDL.
	WG250782	Zinc, total (3050)	M6010B ICP	M3	The spike recovery value is unusable since the analyte concentration in the sample is disproportionate to the spike level. The recovery of the associated control sample (LCS or LFB) was acceptable.

FMI Gold & Copper - Sierrita ACZ Project ID: ***L71134***

ACZ ID	WORKNUM	PARAMETER	METHOD	QUAL	DESCRIPTION
L71134-03	WG250829	Antimony, total (3050)	M6020 ICP-MS	M2	Matrix spike recovery was low, the recovery of the associated control sample (LCS or LFB) was acceptable.
		Arsenic, total (3050)	M6020 ICP-MS	RL	Recovery for either the LCS or LCS duplicate was outside of the acceptance limits; the RPD was within the acceptance limits.
	WG250782	Chromium, total (3050)	M6010B ICP	MA	Recovery for either the spike or spike duplicate was outside of the acceptance limits; the RPD was within the acceptance limits.
		Cobalt, total (3050)	M6010B ICP	ZG	The ICP Serial Dilution was not used for data validation because the sample concentration was less than 50 times the MDL.
		Copper, total (3050)	M6010B ICP	M3	The spike recovery value is unusable since the analyte concentration in the sample is disproportionate to the spike level. The recovery of the associated control sample (LCS or LFB) was acceptable.
			M6010B ICP	ZH	Serial Dilution exceeded the acceptance criteria. Matrix interference [physical or chemical] is suspected.
	WG250829	Lead, total (3050)	M6020 ICP-MS	M3	The spike recovery value is unusable since the analyte concentration in the sample is disproportionate to the spike level. The recovery of the associated control sample (LCS or LFB) was acceptable.
	WG250782	Manganese, total (3050)	M6010B ICP	M3	The spike recovery value is unusable since the analyte concentration in the sample is disproportionate to the spike level. The recovery of the associated control sample (LCS or LFB) was acceptable.
		Molybdenum, total (3050)	M6010B ICP	M3	The spike recovery value is unusable since the analyte concentration in the sample is disproportionate to the spike level. The recovery of the associated control sample (LCS or LFB) was acceptable.
	WG250829	Uranium, total (3050)	M6020 ICP-MS	ZB	The ICP-MS Serial Dilution was not used for data validation because the sample concentration was less than 100 times the MDL.
	WG250782	Zinc, total (3050)	M6010B ICP	M3	The spike recovery value is unusable since the analyte concentration in the sample is disproportionate to the spike level. The recovery of the associated control sample (LCS or LFB) was acceptable.

FMI Gold & Copper - Sierrita ACZ Project ID: ***L71134***

ACZ ID	WORKNUM	PARAMETER	METHOD	QUAL	DESCRIPTION
L71134-04	WG250829	Antimony, total (3050)	M6020 ICP-MS	M2	Matrix spike recovery was low, the recovery of the associated control sample (LCS or LFB) was acceptable.
		Arsenic, total (3050)	M6020 ICP-MS	RL	Recovery for either the LCS or LCS duplicate was outside of the acceptance limits; the RPD was within the acceptance limits.
	WG250782	Chromium, total (3050)	M6010B ICP	MA	Recovery for either the spike or spike duplicate was outside of the acceptance limits; the RPD was within the acceptance limits.
		Cobalt, total (3050)	M6010B ICP	ZG	The ICP Serial Dilution was not used for data validation because the sample concentration was less than 50 times the MDL.
		Copper, total (3050)	M6010B ICP	M3	The spike recovery value is unusable since the analyte concentration in the sample is disproportionate to the spike level. The recovery of the associated control sample (LCS or LFB) was acceptable.
			M6010B ICP	ZH	Serial Dilution exceeded the acceptance criteria. Matrix interference [physical or chemical] is suspected.
	WG250829	Lead, total (3050)	M6020 ICP-MS	M3	The spike recovery value is unusable since the analyte concentration in the sample is disproportionate to the spike level. The recovery of the associated control sample (LCS or LFB) was acceptable.
	WG250782	Manganese, total (3050)	M6010B ICP	M3	The spike recovery value is unusable since the analyte concentration in the sample is disproportionate to the spike level. The recovery of the associated control sample (LCS or LFB) was acceptable.
		Molybdenum, total (3050)	M6010B ICP	M3	The spike recovery value is unusable since the analyte concentration in the sample is disproportionate to the spike level. The recovery of the associated control sample (LCS or LFB) was acceptable.
	WG250829	Uranium, total (3050)	M6020 ICP-MS	ZB	The ICP-MS Serial Dilution was not used for data validation because the sample concentration was less than 100 times the MDL.
	WG250782	Zinc, total (3050)	M6010B ICP	M3	The spike recovery value is unusable since the analyte concentration in the sample is disproportionate to the spike level. The recovery of the associated control sample (LCS or LFB) was acceptable.

FMI Gold & Copper - Sierrita ACZ Project ID: ***L71134***

ACZ ID	WORKNUM	PARAMETER	METHOD	QUAL	DESCRIPTION
L71134-05	WG250829	Antimony, total (3050)	M6020 ICP-MS	M2	Matrix spike recovery was low, the recovery of the associated control sample (LCS or LFB) was acceptable.
		Arsenic, total (3050)	M6020 ICP-MS	RL	Recovery for either the LCS or LCS duplicate was outside of the acceptance limits; the RPD was within the acceptance limits.
	WG250782	Chromium, total (3050)	M6010B ICP	MA	Recovery for either the spike or spike duplicate was outside of the acceptance limits; the RPD was within the acceptance limits.
		Cobalt, total (3050)	M6010B ICP	ZG	The ICP Serial Dilution was not used for data validation because the sample concentration was less than 50 times the MDL.
		Copper, total (3050)	M6010B ICP	M3	The spike recovery value is unusable since the analyte concentration in the sample is disproportionate to the spike level. The recovery of the associated control sample (LCS or LFB) was acceptable.
			M6010B ICP	ZH	Serial Dilution exceeded the acceptance criteria. Matrix interference [physical or chemical] is suspected.
	WG250829	Lead, total (3050)	M6020 ICP-MS	M3	The spike recovery value is unusable since the analyte concentration in the sample is disproportionate to the spike level. The recovery of the associated control sample (LCS or LFB) was acceptable.
	WG250782	Manganese, total (3050)	M6010B ICP	M3	The spike recovery value is unusable since the analyte concentration in the sample is disproportionate to the spike level. The recovery of the associated control sample (LCS or LFB) was acceptable.
		Molybdenum, total (3050)	M6010B ICP	M3	The spike recovery value is unusable since the analyte concentration in the sample is disproportionate to the spike level. The recovery of the associated control sample (LCS or LFB) was acceptable.
	WG250829	Uranium, total (3050)	M6020 ICP-MS	ZB	The ICP-MS Serial Dilution was not used for data validation because the sample concentration was less than 100 times the MDL.
	WG250782	Zinc, total (3050)	M6010B ICP	M3	The spike recovery value is unusable since the analyte concentration in the sample is disproportionate to the spike level. The recovery of the associated control sample (LCS or LFB) was acceptable.

FMI Gold & Copper - Sierrita ACZ Project ID: ***L71134***

ACZ ID	WORKNUM	PARAMETER	METHOD	QUAL	DESCRIPTION
L71134-06	WG250829	Antimony, total (3050)	M6020 ICP-MS	M2	Matrix spike recovery was low, the recovery of the associated control sample (LCS or LFB) was acceptable.
		Arsenic, total (3050)	M6020 ICP-MS	RL	Recovery for either the LCS or LCS duplicate was outside of the acceptance limits; the RPD was within the acceptance limits.
	WG250782	Chromium, total (3050)	M6010B ICP	MA	Recovery for either the spike or spike duplicate was outside of the acceptance limits; the RPD was within the acceptance limits.
		Cobalt, total (3050)	M6010B ICP	ZG	The ICP Serial Dilution was not used for data validation because the sample concentration was less than 50 times the MDL.
		Copper, total (3050)	M6010B ICP	M3	The spike recovery value is unusable since the analyte concentration in the sample is disproportionate to the spike level. The recovery of the associated control sample (LCS or LFB) was acceptable.
			M6010B ICP	ZH	Serial Dilution exceeded the acceptance criteria. Matrix interference [physical or chemical] is suspected.
	WG250829	Lead, total (3050)	M6020 ICP-MS	M3	The spike recovery value is unusable since the analyte concentration in the sample is disproportionate to the spike level. The recovery of the associated control sample (LCS or LFB) was acceptable.
	WG250782	Manganese, total (3050)	M6010B ICP	M3	The spike recovery value is unusable since the analyte concentration in the sample is disproportionate to the spike level. The recovery of the associated control sample (LCS or LFB) was acceptable.
		Molybdenum, total (3050)	M6010B ICP	M3	The spike recovery value is unusable since the analyte concentration in the sample is disproportionate to the spike level. The recovery of the associated control sample (LCS or LFB) was acceptable.
	WG250829	Uranium, total (3050)	M6020 ICP-MS	ZB	The ICP-MS Serial Dilution was not used for data validation because the sample concentration was less than 100 times the MDL.
	WG250782	Zinc, total (3050)	M6010B ICP	M3	The spike recovery value is unusable since the analyte concentration in the sample is disproportionate to the spike level. The recovery of the associated control sample (LCS or LFB) was acceptable.

FMI Gold & Copper - Sierrita ACZ Project ID: ***L71134***

ACZ ID	WORKNUM	PARAMETER	METHOD	QUAL	DESCRIPTION
L71134-07	WG250829	Antimony, total (3050)	M6020 ICP-MS	M2	Matrix spike recovery was low, the recovery of the associated control sample (LCS or LFB) was acceptable.
		Arsenic, total (3050)	M6020 ICP-MS	RL	Recovery for either the LCS or LCS duplicate was outside of the acceptance limits; the RPD was within the acceptance limits.
	WG250782	Chromium, total (3050)	M6010B ICP	MA	Recovery for either the spike or spike duplicate was outside of the acceptance limits; the RPD was within the acceptance limits.
		Cobalt, total (3050)	M6010B ICP	ZG	The ICP Serial Dilution was not used for data validation because the sample concentration was less than 50 times the MDL.
		Copper, total (3050)	M6010B ICP	M3	The spike recovery value is unusable since the analyte concentration in the sample is disproportionate to the spike level. The recovery of the associated control sample (LCS or LFB) was acceptable.
			M6010B ICP	ZH	Serial Dilution exceeded the acceptance criteria. Matrix interference [physical or chemical] is suspected.
	WG250829	Lead, total (3050)	M6020 ICP-MS	M3	The spike recovery value is unusable since the analyte concentration in the sample is disproportionate to the spike level. The recovery of the associated control sample (LCS or LFB) was acceptable.
	WG250782	Manganese, total (3050)	M6010B ICP	M3	The spike recovery value is unusable since the analyte concentration in the sample is disproportionate to the spike level. The recovery of the associated control sample (LCS or LFB) was acceptable.
		Molybdenum, total (3050)	M6010B ICP	M3	The spike recovery value is unusable since the analyte concentration in the sample is disproportionate to the spike level. The recovery of the associated control sample (LCS or LFB) was acceptable.
	WG250829	Uranium, total (3050)	M6020 ICP-MS	ZB	The ICP-MS Serial Dilution was not used for data validation because the sample concentration was less than 100 times the MDL.
	WG250782	Zinc, total (3050)	M6010B ICP	M3	The spike recovery value is unusable since the analyte concentration in the sample is disproportionate to the spike level. The recovery of the associated control sample (LCS or LFB) was acceptable.

FMI Gold & Copper - Sierrita ACZ Project ID: ***L71134***

ACZ ID	WORKNUM	PARAMETER	METHOD	QUAL	DESCRIPTION
L71134-08	WG250829	Antimony, total (3050)	M6020 ICP-MS	M2	Matrix spike recovery was low, the recovery of the associated control sample (LCS or LFB) was acceptable.
		Arsenic, total (3050)	M6020 ICP-MS	RL	Recovery for either the LCS or LCS duplicate was outside of the acceptance limits; the RPD was within the acceptance limits.
	WG250782	Chromium, total (3050)	M6010B ICP	MA	Recovery for either the spike or spike duplicate was outside of the acceptance limits; the RPD was within the acceptance limits.
		Cobalt, total (3050)	M6010B ICP	ZG	The ICP Serial Dilution was not used for data validation because the sample concentration was less than 50 times the MDL.
		Copper, total (3050)	M6010B ICP	M3	The spike recovery value is unusable since the analyte concentration in the sample is disproportionate to the spike level. The recovery of the associated control sample (LCS or LFB) was acceptable.
			M6010B ICP	ZH	Serial Dilution exceeded the acceptance criteria. Matrix interference [physical or chemical] is suspected.
	WG250829	Lead, total (3050)	M6020 ICP-MS	M3	The spike recovery value is unusable since the analyte concentration in the sample is disproportionate to the spike level. The recovery of the associated control sample (LCS or LFB) was acceptable.
	WG250782	Manganese, total (3050)	M6010B ICP	M3	The spike recovery value is unusable since the analyte concentration in the sample is disproportionate to the spike level. The recovery of the associated control sample (LCS or LFB) was acceptable.
		Molybdenum, total (3050)	M6010B ICP	M3	The spike recovery value is unusable since the analyte concentration in the sample is disproportionate to the spike level. The recovery of the associated control sample (LCS or LFB) was acceptable.
	WG250829	Uranium, total (3050)	M6020 ICP-MS	ZB	The ICP-MS Serial Dilution was not used for data validation because the sample concentration was less than 100 times the MDL.
	WG250782	Zinc, total (3050)	M6010B ICP	M3	The spike recovery value is unusable since the analyte concentration in the sample is disproportionate to the spike level. The recovery of the associated control sample (LCS or LFB) was acceptable.

FMI Gold & Copper - Sierrita ACZ Project ID: ***L71134***

ACZ ID	WORKNUM	PARAMETER	METHOD	QUAL	DESCRIPTION
L71134-09	WG250829	Antimony, total (3050)	M6020 ICP-MS	M2	Matrix spike recovery was low, the recovery of the associated control sample (LCS or LFB) was acceptable.
		Arsenic, total (3050)	M6020 ICP-MS	RL	Recovery for either the LCS or LCS duplicate was outside of the acceptance limits; the RPD was within the acceptance limits.
	WG250782	Chromium, total (3050)	M6010B ICP	MA	Recovery for either the spike or spike duplicate was outside of the acceptance limits; the RPD was within the acceptance limits.
		Cobalt, total (3050)	M6010B ICP	ZG	The ICP Serial Dilution was not used for data validation because the sample concentration was less than 50 times the MDL.
		Copper, total (3050)	M6010B ICP	M3	The spike recovery value is unusable since the analyte concentration in the sample is disproportionate to the spike level. The recovery of the associated control sample (LCS or LFB) was acceptable.
			M6010B ICP	ZH	Serial Dilution exceeded the acceptance criteria. Matrix interference [physical or chemical] is suspected.
	WG250829	Lead, total (3050)	M6020 ICP-MS	M3	The spike recovery value is unusable since the analyte concentration in the sample is disproportionate to the spike level. The recovery of the associated control sample (LCS or LFB) was acceptable.
	WG250782	Manganese, total (3050)	M6010B ICP	M3	The spike recovery value is unusable since the analyte concentration in the sample is disproportionate to the spike level. The recovery of the associated control sample (LCS or LFB) was acceptable.
		Molybdenum, total (3050)	M6010B ICP	M3	The spike recovery value is unusable since the analyte concentration in the sample is disproportionate to the spike level. The recovery of the associated control sample (LCS or LFB) was acceptable.
	WG250829	Uranium, total (3050)	M6020 ICP-MS	ZB	The ICP-MS Serial Dilution was not used for data validation because the sample concentration was less than 100 times the MDL.
	WG250782	Zinc, total (3050)	M6010B ICP	M3	The spike recovery value is unusable since the analyte concentration in the sample is disproportionate to the spike level. The recovery of the associated control sample (LCS or LFB) was acceptable.

FMI Gold & Copper - Sierrita ACZ Project ID: ***L71134***

ACZ ID	WORKNUM	PARAMETER	METHOD	QUAL	DESCRIPTION
L71134-10	WG250829	Antimony, total (3050)	M6020 ICP-MS	M2	Matrix spike recovery was low, the recovery of the associated control sample (LCS or LFB) was acceptable.
		Arsenic, total (3050)	M6020 ICP-MS	RL	Recovery for either the LCS or LCS duplicate was outside of the acceptance limits; the RPD was within the acceptance limits.
	WG250782	Chromium, total (3050)	M6010B ICP	MA	Recovery for either the spike or spike duplicate was outside of the acceptance limits; the RPD was within the acceptance limits.
		Cobalt, total (3050)	M6010B ICP	ZG	The ICP Serial Dilution was not used for data validation because the sample concentration was less than 50 times the MDL.
		Copper, total (3050)	M6010B ICP	M3	The spike recovery value is unusable since the analyte concentration in the sample is disproportionate to the spike level. The recovery of the associated control sample (LCS or LFB) was acceptable.
			M6010B ICP	ZH	Serial Dilution exceeded the acceptance criteria. Matrix interference [physical or chemical] is suspected.
	WG250829	Lead, total (3050)	M6020 ICP-MS	M3	The spike recovery value is unusable since the analyte concentration in the sample is disproportionate to the spike level. The recovery of the associated control sample (LCS or LFB) was acceptable.
	WG250782	Manganese, total (3050)	M6010B ICP	M3	The spike recovery value is unusable since the analyte concentration in the sample is disproportionate to the spike level. The recovery of the associated control sample (LCS or LFB) was acceptable.
		Molybdenum, total (3050)	M6010B ICP	M3	The spike recovery value is unusable since the analyte concentration in the sample is disproportionate to the spike level. The recovery of the associated control sample (LCS or LFB) was acceptable.
	WG250829	Uranium, total (3050)	M6020 ICP-MS	ZB	The ICP-MS Serial Dilution was not used for data validation because the sample concentration was less than 100 times the MDL.
	WG250782	Zinc, total (3050)	M6010B ICP	M3	The spike recovery value is unusable since the analyte concentration in the sample is disproportionate to the spike level. The recovery of the associated control sample (LCS or LFB) was acceptable.

FMI Gold & Copper - Sierrita ACZ Project ID: ***L71134***

ACZ ID	WORKNUM	PARAMETER	METHOD	QUAL	DESCRIPTION
L71134-11	WG250829	Antimony, total (3050)	M6020 ICP-MS	M2	Matrix spike recovery was low, the recovery of the associated control sample (LCS or LFB) was acceptable.
		Arsenic, total (3050)	M6020 ICP-MS	RL	Recovery for either the LCS or LCS duplicate was outside of the acceptance limits; the RPD was within the acceptance limits.
	WG250782	Chromium, total (3050)	M6010B ICP	MA	Recovery for either the spike or spike duplicate was outside of the acceptance limits; the RPD was within the acceptance limits.
		Cobalt, total (3050)	M6010B ICP	ZG	The ICP Serial Dilution was not used for data validation because the sample concentration was less than 50 times the MDL.
		Copper, total (3050)	M6010B ICP	M3	The spike recovery value is unusable since the analyte concentration in the sample is disproportionate to the spike level. The recovery of the associated control sample (LCS or LFB) was acceptable.
			M6010B ICP	ZH	Serial Dilution exceeded the acceptance criteria. Matrix interference [physical or chemical] is suspected.
	WG250829	Lead, total (3050)	M6020 ICP-MS	M3	The spike recovery value is unusable since the analyte concentration in the sample is disproportionate to the spike level. The recovery of the associated control sample (LCS or LFB) was acceptable.
	WG250782	Manganese, total (3050)	M6010B ICP	M3	The spike recovery value is unusable since the analyte concentration in the sample is disproportionate to the spike level. The recovery of the associated control sample (LCS or LFB) was acceptable.
		Molybdenum, total (3050)	M6010B ICP	M3	The spike recovery value is unusable since the analyte concentration in the sample is disproportionate to the spike level. The recovery of the associated control sample (LCS or LFB) was acceptable.
	WG250829	Uranium, total (3050)	M6020 ICP-MS	ZB	The ICP-MS Serial Dilution was not used for data validation because the sample concentration was less than 100 times the MDL.
	WG250782	Zinc, total (3050)	M6010B ICP	M3	The spike recovery value is unusable since the analyte concentration in the sample is disproportionate to the spike level. The recovery of the associated control sample (LCS or LFB) was acceptable.

FMI Gold & Copper - Sierrita ACZ Project ID: ***L71134***

ACZ ID	WORKNUM	PARAMETER	METHOD	QUAL	DESCRIPTION
L71134-12	WG250829	Antimony, total (3050)	M6020 ICP-MS	M2	Matrix spike recovery was low, the recovery of the associated control sample (LCS or LFB) was acceptable.
		Arsenic, total (3050)	M6020 ICP-MS	RL	Recovery for either the LCS or LCS duplicate was outside of the acceptance limits; the RPD was within the acceptance limits.
	WG250782	Chromium, total (3050)	M6010B ICP	MA	Recovery for either the spike or spike duplicate was outside of the acceptance limits; the RPD was within the acceptance limits.
		Cobalt, total (3050)	M6010B ICP	ZG	The ICP Serial Dilution was not used for data validation because the sample concentration was less than 50 times the MDL.
		Copper, total (3050)	M6010B ICP	M3	The spike recovery value is unusable since the analyte concentration in the sample is disproportionate to the spike level. The recovery of the associated control sample (LCS or LFB) was acceptable.
			M6010B ICP	ZH	Serial Dilution exceeded the acceptance criteria. Matrix interference [physical or chemical] is suspected.
	WG250829	Lead, total (3050)	M6020 ICP-MS	M3	The spike recovery value is unusable since the analyte concentration in the sample is disproportionate to the spike level. The recovery of the associated control sample (LCS or LFB) was acceptable.
	WG250782	Manganese, total (3050)	M6010B ICP	M3	The spike recovery value is unusable since the analyte concentration in the sample is disproportionate to the spike level. The recovery of the associated control sample (LCS or LFB) was acceptable.
		Molybdenum, total (3050)	M6010B ICP	M3	The spike recovery value is unusable since the analyte concentration in the sample is disproportionate to the spike level. The recovery of the associated control sample (LCS or LFB) was acceptable.
	WG250829	Uranium, total (3050)	M6020 ICP-MS	ZB	The ICP-MS Serial Dilution was not used for data validation because the sample concentration was less than 100 times the MDL.
	WG250782	Zinc, total (3050)	M6010B ICP	M3	The spike recovery value is unusable since the analyte concentration in the sample is disproportionate to the spike level. The recovery of the associated control sample (LCS or LFB) was acceptable.

FMI Gold & Copper - Sierrita ACZ Project ID: ***L71134***

ACZ ID	WORKNUM	PARAMETER	METHOD	QUAL	DESCRIPTION
L71134-13	WG250829	Antimony, total (3050)	M6020 ICP-MS	M2	Matrix spike recovery was low, the recovery of the associated control sample (LCS or LFB) was acceptable.
	WG250782	Chromium, total (3050)	M6010B ICP	MA	Recovery for either the spike or spike duplicate was outside of the acceptance limits; the RPD was within the acceptance limits.
		Cobalt, total (3050)	M6010B ICP	ZG	The ICP Serial Dilution was not used for data validation because the sample concentration was less than 50 times the MDL.
		Copper, total (3050)	M6010B ICP	M3	The spike recovery value is unusable since the analyte concentration in the sample is disproportionate to the spike level. The recovery of the associated control sample (LCS or LFB) was acceptable.
			M6010B ICP	ZH	Serial Dilution exceeded the acceptance criteria. Matrix interference [physical or chemical] is suspected.
	WG250829	Lead, total (3050)	M6020 ICP-MS	M3	The spike recovery value is unusable since the analyte concentration in the sample is disproportionate to the spike level. The recovery of the associated control sample (LCS or LFB) was acceptable.
	WG250782	Manganese, total (3050)	M6010B ICP	M3	The spike recovery value is unusable since the analyte concentration in the sample is disproportionate to the spike level. The recovery of the associated control sample (LCS or LFB) was acceptable.
		Molybdenum, total (3050)	M6010B ICP	M3	The spike recovery value is unusable since the analyte concentration in the sample is disproportionate to the spike level. The recovery of the associated control sample (LCS or LFB) was acceptable.
	WG250829	Uranium, total (3050)	M6020 ICP-MS	ZB	The ICP-MS Serial Dilution was not used for data validation because the sample concentration was less than 100 times the MDL.
	WG250782	Zinc, total (3050)	M6010B ICP	M3	The spike recovery value is unusable since the analyte concentration in the sample is disproportionate to the spike level. The recovery of the associated control sample (LCS or LFB) was acceptable.

FMI Gold & Copper - Sierrita ACZ Project ID: ***L71134***

ACZ ID	WORKNUM	PARAMETER	METHOD	QUAL	DESCRIPTION
L71134-14	WG250829	Antimony, total (3050)	M6020 ICP-MS	M2	Matrix spike recovery was low, the recovery of the associated control sample (LCS or LFB) was acceptable.
		Arsenic, total (3050)	M6020 ICP-MS	RL	Recovery for either the LCS or LCS duplicate was outside of the acceptance limits; the RPD was within the acceptance limits.
	WG250782	Chromium, total (3050)	M6010B ICP	MA	Recovery for either the spike or spike duplicate was outside of the acceptance limits; the RPD was within the acceptance limits.
		Cobalt, total (3050)	M6010B ICP	ZG	The ICP Serial Dilution was not used for data validation because the sample concentration was less than 50 times the MDL.
		Copper, total (3050)	M6010B ICP	M3	The spike recovery value is unusable since the analyte concentration in the sample is disproportionate to the spike level. The recovery of the associated control sample (LCS or LFB) was acceptable.
			M6010B ICP	ZH	Serial Dilution exceeded the acceptance criteria. Matrix interference [physical or chemical] is suspected.
	WG250829	Lead, total (3050)	M6020 ICP-MS	M3	The spike recovery value is unusable since the analyte concentration in the sample is disproportionate to the spike level. The recovery of the associated control sample (LCS or LFB) was acceptable.
	WG250782	Manganese, total (3050)	M6010B ICP	M3	The spike recovery value is unusable since the analyte concentration in the sample is disproportionate to the spike level. The recovery of the associated control sample (LCS or LFB) was acceptable.
		Molybdenum, total (3050)	M6010B ICP	M3	The spike recovery value is unusable since the analyte concentration in the sample is disproportionate to the spike level. The recovery of the associated control sample (LCS or LFB) was acceptable.
	WG250829	Uranium, total (3050)	M6020 ICP-MS	ZB	The ICP-MS Serial Dilution was not used for data validation because the sample concentration was less than 100 times the MDL.
	WG250782	Zinc, total (3050)	M6010B ICP	M3	The spike recovery value is unusable since the analyte concentration in the sample is disproportionate to the spike level. The recovery of the associated control sample (LCS or LFB) was acceptable.

FMI Gold & Copper - Sierrita ACZ Project ID: ***L71134***

ACZ ID	WORKNUM	PARAMETER	METHOD	QUAL	DESCRIPTION
L71134-15	WG250829	Antimony, total (3050)	M6020 ICP-MS	M2	Matrix spike recovery was low, the recovery of the associated control sample (LCS or LFB) was acceptable.
		Arsenic, total (3050)	M6020 ICP-MS	RL	Recovery for either the LCS or LCS duplicate was outside of the acceptance limits; the RPD was within the acceptance limits.
	WG250782	Chromium, total (3050)	M6010B ICP	MA	Recovery for either the spike or spike duplicate was outside of the acceptance limits; the RPD was within the acceptance limits.
		Cobalt, total (3050)	M6010B ICP	ZG	The ICP Serial Dilution was not used for data validation because the sample concentration was less than 50 times the MDL.
		Copper, total (3050)	M6010B ICP	M3	The spike recovery value is unusable since the analyte concentration in the sample is disproportionate to the spike level. The recovery of the associated control sample (LCS or LFB) was acceptable.
			M6010B ICP	ZH	Serial Dilution exceeded the acceptance criteria. Matrix interference [physical or chemical] is suspected.
	WG250829	Lead, total (3050)	M6020 ICP-MS	M3	The spike recovery value is unusable since the analyte concentration in the sample is disproportionate to the spike level. The recovery of the associated control sample (LCS or LFB) was acceptable.
	WG250782	Manganese, total (3050)	M6010B ICP	M3	The spike recovery value is unusable since the analyte concentration in the sample is disproportionate to the spike level. The recovery of the associated control sample (LCS or LFB) was acceptable.
		Molybdenum, total (3050)	M6010B ICP	M3	The spike recovery value is unusable since the analyte concentration in the sample is disproportionate to the spike level. The recovery of the associated control sample (LCS or LFB) was acceptable.
	WG250829	Uranium, total (3050)	M6020 ICP-MS	ZB	The ICP-MS Serial Dilution was not used for data validation because the sample concentration was less than 100 times the MDL.
	WG250782	Zinc, total (3050)	M6010B ICP	M3	The spike recovery value is unusable since the analyte concentration in the sample is disproportionate to the spike level. The recovery of the associated control sample (LCS or LFB) was acceptable.

FMI Gold & Copper - Sierrita ACZ Project ID: ***L71134***

ACZ ID	WORKNUM	PARAMETER	METHOD	QUAL	DESCRIPTION
L71134-16	WG250829	Antimony, total (3050)	M6020 ICP-MS	M2	Matrix spike recovery was low, the recovery of the associated control sample (LCS or LFB) was acceptable.
		Arsenic, total (3050)	M6020 ICP-MS	RL	Recovery for either the LCS or LCS duplicate was outside of the acceptance limits; the RPD was within the acceptance limits.
	WG250782	Chromium, total (3050)	M6010B ICP	MA	Recovery for either the spike or spike duplicate was outside of the acceptance limits; the RPD was within the acceptance limits.
		Cobalt, total (3050)	M6010B ICP	ZG	The ICP Serial Dilution was not used for data validation because the sample concentration was less than 50 times the MDL.
	WG250834	Copper, total (3050)	M6010B ICP	M3	The spike recovery value is unusable since the analyte concentration in the sample is disproportionate to the spike level. The recovery of the associated control sample (LCS or LFB) was acceptable.
	WG250918	Lead, total (3050)	M6020 ICP-MS	M3	The spike recovery value is unusable since the analyte concentration in the sample is disproportionate to the spike level. The recovery of the associated control sample (LCS or LFB) was acceptable.
			M6020 ICP-MS	ZH	Serial Dilution exceeded the acceptance criteria. Matrix interference [physical or chemical] is suspected.
	WG250782	Manganese, total (3050)	M6010B ICP	M3	The spike recovery value is unusable since the analyte concentration in the sample is disproportionate to the spike level. The recovery of the associated control sample (LCS or LFB) was acceptable.
		Molybdenum, total (3050)	M6010B ICP	M3	The spike recovery value is unusable since the analyte concentration in the sample is disproportionate to the spike level. The recovery of the associated control sample (LCS or LFB) was acceptable.
	WG250829	Uranium, total (3050)	M6020 ICP-MS	ZB	The ICP-MS Serial Dilution was not used for data validation because the sample concentration was less than 100 times the MDL.
	WG250782	Zinc, total (3050)	M6010B ICP	M3	The spike recovery value is unusable since the analyte concentration in the sample is disproportionate to the spike level. The recovery of the associated control sample (LCS or LFB) was acceptable.

FMI Gold & Copper - Sierrita ACZ Project ID: ***L71134***

ACZ ID	WORKNUM	PARAMETER	METHOD	QUAL	DESCRIPTION
L71134-17	WG250829	Antimony, total (3050)	M6020 ICP-MS	M2	Matrix spike recovery was low, the recovery of the associated control sample (LCS or LFB) was acceptable.
		Arsenic, total (3050)	M6020 ICP-MS	RL	Recovery for either the LCS or LCS duplicate was outside of the acceptance limits; the RPD was within the acceptance limits.
	WG250782	Chromium, total (3050)	M6010B ICP	MA	Recovery for either the spike or spike duplicate was outside of the acceptance limits; the RPD was within the acceptance limits.
		Cobalt, total (3050)	M6010B ICP	ZG	The ICP Serial Dilution was not used for data validation because the sample concentration was less than 50 times the MDL.
		Copper, total (3050)	M6010B ICP	M3	The spike recovery value is unusable since the analyte concentration in the sample is disproportionate to the spike level. The recovery of the associated control sample (LCS or LFB) was acceptable.
			M6010B ICP	ZH	Serial Dilution exceeded the acceptance criteria. Matrix interference [physical or chemical] is suspected.
	WG250918	Lead, total (3050)	M6020 ICP-MS	M3	The spike recovery value is unusable since the analyte concentration in the sample is disproportionate to the spike level. The recovery of the associated control sample (LCS or LFB) was acceptable.
			M6020 ICP-MS	ZH	Serial Dilution exceeded the acceptance criteria. Matrix interference [physical or chemical] is suspected.
	WG250782	Manganese, total (3050)	M6010B ICP	M3	The spike recovery value is unusable since the analyte concentration in the sample is disproportionate to the spike level. The recovery of the associated control sample (LCS or LFB) was acceptable.
		Molybdenum, total (3050)	M6010B ICP	M3	The spike recovery value is unusable since the analyte concentration in the sample is disproportionate to the spike level. The recovery of the associated control sample (LCS or LFB) was acceptable.
	WG250829	Uranium, total (3050)	M6020 ICP-MS	ZB	The ICP-MS Serial Dilution was not used for data validation because the sample concentration was less than 100 times the MDL.
	WG250782	Zinc, total (3050)	M6010B ICP	M3	The spike recovery value is unusable since the analyte concentration in the sample is disproportionate to the spike level. The recovery of the associated control sample (LCS or LFB) was acceptable.

Metals Analysis

The following parameters are not offered for certification or are not covered by NELAC certificate #ACZ.

Uranium, total (3050)	M6020 ICP-MS

Soil Analysis

The following parameters are not offered for certification or are not covered by NELAC certificate #ACZ.

Solids, Percent	CLPSOW390, PART F, D-98

ACZ Laboratories, Inc.
2773 Downhill Drive Steamboat Springs, CO 80487 (800) 334-5493

Sample Receipt

FMI Gold & Copper - Sierrita

ACZ Project ID:	L71134
Date Received:	8/13/2008
Received By:	lcp
Date Printed:	8/14/2008

Receipt Verification

	YES	NO	NA
1) Does this project require special handling procedures such as CLP protocol?			X
2) Are the custody seals on the cooler intact?	X		
3) Are the custody seals on the sample containers intact?			X
4) Is there a Chain of Custody or other directive shipping papers present?	X		
5) Is the Chain of Custody complete?	X		
6) Is the Chain of Custody in agreement with the samples received?	X		
7) Is there enough sample for all requested analyses?	X		
8) Are all samples within holding times for requested analyses?	X		
9) Were all sample containers received intact?	X		
10) Are the temperature blanks present?			X
11) Are the trip blanks (VOA and/or Cyanide) present?			X
12) Are samples requiring no headspace, headspace free?			X
13) Do the samples that require a Foreign Soils Permit have one?			X

Exceptions: If you answered no to any of the above questions, please describe

N/A

Contact (For any discrepancies, the client must be contacted)

N/A

Shipping Containers

Cooler Id		Temp (°C)	Rad (µR/hr)
2926		1.7	16
2923		3.9	15

Client must contact ACZ Project Manager if analysis should not proceed for samples received outside of thermal preservation acceptance criteria.

Notes

ACZ Laboratories, Inc.
2773 Downhill Drive Steamboat Springs, CO 80487 (800) 334-5493

Sample Receipt

FMI Gold & Copper - Sierrita

ACZ Project ID: L71134
Date Received: 8/13/2008
Received By:

Sample Container Preservation

SAMPLE	CLIENT ID	R < 2	G < 2	BK < 2	Y< 2	YG< 2	B< 2	O < 2	T >12	N/A	RAD	ID
L71134-01	RP-JS-02-0-1									X		
L71134-02	RP-JS-02-1-3									X		
L71134-03	RP-JS-02-1-3D									X		
L71134-04	RP-JS-02-5-7									X		
L71134-05	RP-JS-02-10-12									X		
L71134-06	RP-JS-02-15-17									X		
L71134-07	RP-JS-01-0-1									X		
L71134-08	RP-JS-01-1-3									X		
L71134-09	RP-JS-01-1-3D									X		
L71134-10	RP-JS-01-5-7									X		
L71134-11	RP-JS-01-10-12									X		
L71134-12	RP-JS-01-15-17									X		
L71134-13	EM-JS-08-0-1									X		
L71134-14	EM-JS-08-1-3									X		
L71134-15	EM-JS-08-1-3D									X		
L71134-16	EM-JS-08-5-7									X		
L71134-17	EM-JS-08-10-12									X		

Sample Container Preservation Legend

Abbreviation	Description	Container Type	Preservative/Limits
R	Raw/Nitric	RED	pH must be < 2
B	Filtered/Sulfuric	BLUE	pH must be < 2
BK	Filtered/Nitric	BLACK	pH must be < 2
G	Filtered/Nitric	GREEN	pH must be < 2
O	Raw/Sulfuric	ORANGE	pH must be < 2
P	Raw/NaOH	PURPLE	pH must be > 12 *
T	Raw/NaOH Zinc Acetate	TAN	pH must be > 12
Y	Raw/Sulfuric	YELLOW	pH must be < 2
YG	Raw/Sulfuric	YELLOW GLASS	pH must be < 2
N/A	No preservative needed	Not applicable	
RAD	Gamma/Beta dose rate	Not applicable	must be < 250 µR/hr

* pH check performed by analyst prior to sample preparation

Sample IDs Reviewed By: lcp

ACZ Laboratories, Inc. — **CHAIN of CUSTODY**

2773 Downhill Drive Steamboat Springs, CO 80487 (800) 334-5493

Report to:

Name: Ned Hall
Company: FMI
E-mail: Ned-Hall@FMI-.com
Address: 6200 W. Duval Mine Rd PO Box 527 Green Valley AZ
Telephone: 520-648-8857

Copy of Report to:

Name: Rick Smith & Steven Vaughn
Company: URS
E-mail: Rick_Smith@URSCorp.com
Telephone: Steven_Vaughn@URSCorp.com

Invoice to:

Name: Ned Hall
Company: FMI
E-mail: Ned-Hall@FMI-.com
Address: 6200 W. Duval Mine Rd PO Box 527 Green Valley AZ
Telephone: 520-648-8857

If sample(s) received past holding time (HT), or if insufficient HT remains to complete analysis before expiration, shall ACZ proceed with requested short HT analyses? YES ☐ NO ☐
If "NO" then ACZ will contact client for further instruction. If neither "YES" nor "NO" is indicated, ACZ will proceed with the requested analyses, even if HT is expired, and data will be qualified.

PROJECT INFORMATION

Quote #: 05Ø7R9
Project/PO #:
Reporting state for compliance testing:
Sampler's Name: Kevin Walsh
Are any samples NRC licensable material?

ANALYSES REQUESTED *(attach list or use quote number)*

SAMPLE IDENTIFICATION	DATE:TIME	Matrix	# of Containers	See Attached Quote 7/3/08
~~EM-JS-01-0-1~~	~~8-1-08~~			
RP-JS-02-0-1	8/12/08 0811	SO	2	
RP-JS-02-1-3	8/12/08 0811	SO	2	
RP-JS-02-1-3 D	8/12/08 0811	SO	2	
RP-JS-02-5-7	8/12/08 0821	SO	2	
RP-JS-02-10-12	8/12/08 0837	SO	2	
RP-JS-02-15-17	8/12/08 0851	SO	2	
RP-JS-01-0-1	8/12/08 0921	SO	2	
RP-JS-01-1-3	8/12/08 0921	SO	2	
~~RP-JS-01-1-3 D~~	~~8/12/08 0921~~	~~SO~~	~~2~~	
~~RP-JS-01-5-7~~	~~8/12/08 0940~~	~~SO~~	~~2~~	

Matrix: SW (Surface Water) · GW (Ground Water) · WW (Waste Water) · DW (Drinking Water) · SL (Sludge) · SO (Soil) · OL (Oil) · Other

REMARKS/ SAMPLE DISCLOSURES

8616 8504 9700
8616 8504 9710 } Fed EX

PAGE 1 of 2

Please refer to ACZ's terms & conditions located on the reverse side of this COC.

RELINQUISHED BY:	DATE:TIME	RECEIVED BY:	DATE:TIME
[signature]	8/12/08 (50)		

FRMAD050.03.05.02 White - Return with sample. Yellow - Retain for your records.

ACZ Laboratories, Inc.

2773 Downhill Drive Steamboat Springs, CO 80487 (800) 334-5493

CHAIN of CUSTODY

Report to:

Name: Ned Hall
Company: FMI - Sierita
E-mail: Ned_Hall@FMI.com
Address: 6200 W. Duval Mine Rd
PO Box 527 Green Valley, AZ
Telephone: 520-648-8857

Copy of Report to:

Name: Rick_Smith@CURSCorp.com
Company:
E-mail: Steve_Vaughn@CURSCorp.com
Telephone:

Invoice to:

Name: Ned Hall
Company: FMI - Sierita
E-mail: Ned_Hall@FMI.com
Address: 6200 W. Duval Mine Rd
PO Box 527, Green Valley, AZ
Telephone: 520-648-8857

If sample(s) received past holding time (HT), or if insufficient HT remains to complete analysis before expiration, shall ACZ proceed with requested short HT analyses? YES [ ] NO [ ]
If "NO" then ACZ will contact client for further instruction. If neither "YES" nor "NO" is indicated, ACZ will proceed with the requested analyses, even if HT is expired, and data will be qualified.

PROJECT INFORMATION

Quote #: OJ87R9
Project/PO #:
Reporting state for compliance testing:
Sampler's Name: Kevin Walsh
Are any samples NRC licensable material?

ANALYSES REQUESTED *(attach list or use quote number)*

SAMPLE IDENTIFICATION	DATE:TIME	Matrix	# of Containers	822 attached Quote 7/8/08							
RP-JS-01-10-12	8/12/08 (0953)	SO	2	X							
RP-JS-01-15-17	8/12/08 (1005)	SO	2	X							
EM-JS-08-0-1	8/12/08 (1328)0128	SO	2	X							
EM-JS-08-1-3	8/12/08 (1328)0128	SO	2	X							
EM-JS-08-1-3D	8/12/08 (1328)0128	SO	2	X							
EM-JS-08-5-7	8/12/08 (1333)0133	SO	2	X							
EM-JS-08-10-12	8/12/08 (1356)0136	SO	2	X							

Matrix: SW (Surface Water) · GW (Ground Water) · WW (Waste Water) · DW (Drinking Water) · SL (Sludge) · SO (Soil) · OL (Oil) · Other

REMARKS/ SAMPLE DISCLOSURES

8616-8504-9700 Fed Ex Tracking #
8616-8504-9710

PAGE 2 of 2

Please refer to ACZ's terms & conditions located on the reverse side of this COC.

RELINQUISHED BY:	DATE:TIME	RECEIVED BY:	DATE:TIME
[signature]	8/12/08 1500		

FRMAD050.03.05.02 White - Return with sample. Yellow - Retain for your records.

ACZ Laboratories, Inc. L71134

2773 Downhill Drive Steamboat Springs, CO 80487 (800) 334-5493

CHAIN of CUSTODY

Report to:

Name: Rick Smith
Company: URS
E-mail: rick_smith@urscorp.com

Address: steven_vaughn@urscorp.com
333 E Wetmore Rd. Ste 411
Telephone: (520) ~~407~~ KW 887-1800

Copy of Report to:

Name:
Company:
E-mail:
Telephone:

Invoice to:

Name: Steven_vaughn@urscorp.com
Company: URS Corp.
E-mail: Steven Vaughn

Address:
Telephone:

If sample(s) received past holding time (HT), or if insufficient HT remains to complete analysis before expiration, shall ACZ proceed with requested short HT analyses? YES ☐ NO ☐
If "NO" then ACZ will contact client for further instruction. If neither "YES" nor "NO" is indicated, ACZ will proceed with the requested analyses, even if HT is expired, and data will be qualified.

PROJECT INFORMATION

Quote #:
Project/PO #:
Reporting state for compliance testing:
Sampler's Name:
Are any samples NRC licensable material?

ANALYSES REQUESTED *(attach list or use quote number)*

SAMPLE IDENTIFICATION	DATE:TIME	Matrix	# of Containers								
RP-JS-02-0-1	8/12/08 0811	SO	2								
RP-JS-02-1-3	8/12/08 0811	SO	2								
RP-JS-02-1-3 D	8/12/08 0811	SO	2								
RP-JS-02-5-7	8/12/08 0821	SO	2								
RP-JS-02-10-12	08/12/08 0837	SO	2								
RP-JS-02-15-17	08/12/08 0851	SO	2								
RP-JS-01-0-1	08/12/08 0921	SO	2								
RP-JS-01-1-3	08/12/08 0921	SO	2								
RP-JS-01-1-3 D	08/12/08 0921	SO	2								
RP-JS-01-5-7	08/12/08 0940	SO	2								

Matrix: SW (Surface Water) · GW (Ground Water) · WW (Waste Water) · DW (Drinking Water) · SL (Sludge) · SO (Soil) · OL (Oil) · Other

REMARKS/ SAMPLE DISCLOSURES

Fedex tracking nos. 8616 8504 9700
8616 8504 9710

PAGE of

Please refer to ACZ's terms & conditions located on the reverse side of this COC.

RELINQUISHED BY:	DATE:TIME	RECEIVED BY:	DATE:TIME
		MS	8-13-08 10:48

FRMAD050.03.05.02 White - Return with sample. Yellow - Retain for your records.

ACZ Laboratories, Inc. L71134

2773 Downhill Drive Steamboat Springs, CO 80487 (800) 334-5493

CHAIN of CUSTODY

Report to:

Name: Rick Smith
Company: URS
E-mail: rick_smith@urscorp.com
Address: 333 E Wetmore Rd Ste 411 Tucson AZ.
Telephone: 520-887-1800

Copy of Report to:

Name:
Company:
E-mail:
Telephone:

Invoice to:

Name: Steve Vaughn
Company: URS Corp
E-mail: Steve_Vaughn@urscorp.com
Address:
Telephone:

If sample(s) received past holding time (HT), or if insufficient HT remains to complete analysis before expiration, shall ACZ proceed with requested short HT analyses? YES ☐ NO ☐
If "NO" then ACZ will contact client for further instruction. If neither "YES" nor "NO" is indicated, ACZ will proceed with the requested analyses, even if HT is expired, and data will be qualified.

PROJECT INFORMATION

Quote #:
Project/PO #:
Reporting state for compliance testing:
Sampler's Name:
Are any samples NRC licensable material?

ANALYSES REQUESTED *(attach list or use quote number)*

SAMPLE IDENTIFICATION	DATE:TIME	Matrix	# of Containers								
RP-JS-01-10-12	8/12/08 0953	SO	2								
RP-JS-01-15-17	08/12/08 1005	SO	2								
Em-JS-08-0-1	8/12/08 0128	SO	2								
Em-JS-08-1-3	8/12/08 0828	SO	2								
Em-JS-08-1-3D	8/12/08 0128	SO	2								
Em-JS-08-5-7	8/12/08 0133	SO	2								
Em-JS-08-10-12	8/12/08 0156	SO	2								

Matrix: SW (Surface Water) · GW (Ground Water) · WW (Waste Water) · DW (Drinking Water) · SL (Sludge) · SO (Soil) · OL (Oil) · Other

REMARKS/ SAMPLE DISCLOSURES

Fed Ex tracking #s 8616 8504 9700
8616 8504 9710

PAGE of

Please refer to ACZ's terms & conditions located on the reverse side of this COC.

RELINQUISHED BY:	DATE:TIME	RECEIVED BY:	DATE:TIME
		MBS	8.13.08 10:48

FRMAD050.03.05.02 White - Return with sample. Yellow - Retain for your records.

ACZ Laboratories, Inc.

2773 Downhill Drive Steamboat Springs, CO 80487 (800) 334-5493

Analytical Quote

Accounts Payable
FMI Gold & Copper - Sierrita
P.O. Box 2671
Phoenix, AZ 85002-2671

7/8/2008

Quote Number: SOIL-GPL

Matrix: Soil — Sierrita Soil Sampling Program

Parameter	Method	Detection Limit	Cost/Sample
Metals Analysis			
Antimony, total (3050)	M6020 ICP-MS	0.04 mg/Kg	$13.50
Arsenic, total (3050)	M6020 ICP-MS	0.05 mg/Kg	$13.50
Barium, total (3050)	M6010B ICP	0.3 mg/Kg	$6.75
Beryllium, total (3050)	M6010B ICP	0.2 mg/Kg	$6.75
Cadmium, total (3050)	M6010B ICP	0.5 mg/Kg	$6.75
Chromium, total (3050)	M6010B ICP	1 mg/Kg	$6.75
Cobalt, total (3050)	M6010B ICP	1 mg/Kg	$6.75
Copper, total (3050)	M6010B ICP	1 mg/Kg	$6.75
Lead, total (3050)	M6020 ICP-MS	0.01 mg/Kg	$13.50
Manganese, total (3050)	M6010B ICP	0.5 mg/Kg	$6.75
Mercury, total	M7471A CVAA	0.02 mg/Kg	$17.25
Molybdenum, total (3050)	M6010B ICP	1 mg/Kg	$6.75
Nickel, total (3050)	M6010B ICP	1 mg/Kg	$6.75
Selenium, total (3050)	M6020 ICP-MS	0.01 mg/Kg	$13.50
Thallium, total (3050)	M6020 ICP-MS	0.01 mg/Kg	$13.50
Uranium, total (3050)	M6020 ICP-MS	0.01 mg/Kg	$13.50
Zinc, total (3050)	M6010B ICP	1 mg/Kg	$6.75
Misc.			
Electronic Data Deliverable			$0.00
Quality Control Summary			$0.00
Sample Preparation			
Air Dry at 34 Degrees C	USDA No. 1, 1972		$5.25
Digestion - Alkaline	M3060A		$99.98
Digestion - Hot Plate	M3050B ICP-MS		$10.50
Sieve-2000 um (2.0mm)	ASA No.9, 15-4.2.2		$8.25
Soil Analysis			
Solids, Percent	CLPSOW390, PART F, D-98	0.1 %	$5.25
Wet Chemistry			
Chromium, Hexavalent (3060)	M7196A	0.005 mg/Kg	$28.00
		Cost/Sample:	**$322.98**

Pricing includes standard deliverables and turnaround. Includes a QC Summary and default electronic data deliverable.
Method detection limits are estimates and may be elevated depending on sample matrix.

REPAD.09.06.05.01 D/ 21 P/

ACZ Laboratories, Inc.
2773 Downhill Drive Steamboat Springs, CO 80487 (800) 334-5493

Analytical Report

August 29, 2008

Report to:
Ned Hall
FMI Gold & Copper - Sierrita
P.O. Box 527 6200 W. Duval Mine Rd.
Green Valley, AZ 85622-0527

Bill to:
Accounts Payable
FMI Gold & Copper - Sierrita
P.O. Box 2671
Phoenix, AZ 85002-2671

cc: Rick Smith, Steve Vaughn

Project ID:
ACZ Project ID: L71174

Ned Hall:

Enclosed are the analytical results for sample(s) submitted to ACZ Laboratories, Inc. (ACZ) on August 14, 2008. This project has been assigned to ACZ's project number, L71174. Please reference this number in all future inquiries.

All analyses were performed according to ACZ's Quality Assurance Plan, version 12.0. The enclosed results relate only to the samples received under L71174. Each section of this report has been reviewed and approved by the appropriate Laboratory Supervisor, or a qualified substitute.

Except as noted, the test results for the methods and parameters listed on ACZ's current NELAC certificate letter (#ACZ) meet all requirements of NELAC.

This report shall be used or copied only in its entirety. ACZ is not responsible for the consequences arising from the use of a partial report.

All samples and sub-samples associated with this project will be disposed of after September 29, 2008. If the samples are determined to be hazardous, additional charges apply for disposal (typically less than $10/sample). If you would like the samples to be held longer than ACZ's stated policy or to be returned, please contact your Project Manager or Customer Service Representative for further details and associated costs. ACZ retains analytical reports for five years.

If you have any questions or other needs, please contact your Project Manager.

S. Habermehl

Scott Habermehl has reviewed
and approved this report.

ACZ Laboratories, Inc.
2773 Downhill Drive Steamboat Springs, CO 80487 (800) 334-5493

Inorganic Analytical Results

FMI Gold & Copper - Sierrita
Project ID:
Sample ID: EQUIP-1

ACZ Sample ID: ***L71174-01***
Date Sampled: *08/13/08 13:35*
Date Received: *08/14/08*
Sample Matrix: *Ground Water*

Inorganic Prep

Parameter	EPA Method	Result	Qual	XQ	Units	MDL	PQL	Date	Analyst
Total Hot Plate Digestion	M200.2 ICP							08/24/08 23:48	jws
Total Hot Plate Digestion	M200.2 ICP-MS							08/19/08 13:58	jws

Metals Analysis

Parameter	EPA Method	Result	Qual	XQ	Units	MDL	PQL	Date	Analyst
Antimony, total	M200.8 ICP-MS		U		mg/L	0.0004	0.002	08/22/08 1:59	rac
Barium, total	M200.7 ICP		U		mg/L	0.003	0.02	08/26/08 21:01	ear/aeh
Beryllium, total	M200.7 ICP		U		mg/L	0.002	0.01	08/26/08 21:01	ear/aeh
Cadmium, total	M200.7 ICP		U		mg/L	0.005	0.02	08/26/08 21:01	ear/aeh
Chromium, total	M200.7 ICP		U		mg/L	0.01	0.05	08/26/08 21:01	ear/aeh
Cobalt, total	M200.7 ICP		U		mg/L	0.01	0.05	08/26/08 21:01	ear/aeh
Copper, total	M200.7 ICP		U		mg/L	0.01	0.05	08/26/08 21:01	ear/aeh
Lead, total	M200.8 ICP-MS		U		mg/L	0.0001	0.0005	08/22/08 1:59	rac
Manganese, total	M200.7 ICP		U		mg/L	0.005	0.03	08/26/08 21:01	ear/aeh
Mercury, total	M245.1 CVAA		U		mg/L	0.0002	0.001	08/20/08 18:54	pmc
Molybdenum, total	M200.7 ICP		U		mg/L	0.01	0.05	08/26/08 21:01	ear/aeh
Nickel, total	M200.7 ICP		U		mg/L	0.01	0.05	08/27/08 14:41	ear/aeh
Selenium, total	M200.8 ICP-MS		U	*	mg/L	0.0001	0.0005	08/22/08 1:59	rac
Thallium, total	M200.8 ICP-MS		U		mg/L	0.0001	0.0005	08/22/08 1:59	rac
Uranium, total	M200.8 ICP-MS		U		mg/L	0.0001	0.0005	08/26/08 6:50	msh
Zinc, total	M200.7 ICP		U		mg/L	0.01	0.05	08/26/08 21:01	ear/aeh

Arizona license number: AZ0102

** Please refer to Qualifier Reports for details.*

Report Header Explanations

Batch	A distinct set of samples analyzed at a specific time
Found	Value of the QC Type of interest
Limit	Upper limit for RPD, in %.
Lower	Lower Recovery Limit, in % (except for LCSS, mg/Kg)
MDL	Method Detection Limit. Same as Minimum Reporting Limit. Allows for instrument and annual fluctuations.
PCN/SCN	A number assigned to reagents/standards to trace to the manufacturer's certificate of analysis
PQL	Practical Quantitation Limit, typically 5 times the MDL.
QC	True Value of the Control Sample or the amount added to the Spike
Rec	Amount of the true value or spike added recovered, in % (except for LCSS, mg/Kg)
RPD	Relative Percent Difference, calculation used for Duplicate QC Types
Upper	Upper Recovery Limit, in % (except for LCSS, mg/Kg)
Sample	Value of the Sample of interest

QC Sample Types

AS	Analytical Spike (Post Digestion)	*LCSWD*	Laboratory Control Sample - Water Duplicate
ASD	Analytical Spike (Post Digestion) Duplicate	*LFB*	Laboratory Fortified Blank
CCB	Continuing Calibration Blank	*LFM*	Laboratory Fortified Matrix
CCV	Continuing Calivation Verification standard	*LFMD*	Laboratory Fortified Matrix Duplicate
DUP	Sample Duplicate	*LRB*	Laboratory Reagent Blank
ICB	Initial Calibration Blank	*MS*	Matrix Spike
ICV	Initial Calibration Verification standard	*MSD*	Matrix Spike Duplicate
ICSAB	Inter-element Correction Standard - A plus B solutions	*PBS*	Prep Blank - Soil
LCSS	Laboratory Control Sample - Soil	*PBW*	Prep Blank - Water
LCSSD	Laboratory Control Sample - Soil Duplicate	*PQV*	Practical Quantitation Verification standard
LCSW	Laboratory Control Sample - Water	*SDL*	Serial Dilution

QC Sample Type Explanations

Blanks	Verifies that there is no or minimal contamination in the prep method or calibration procedure.
Control Samples	Verifies the accuracy of the method, including the prep procedure.
Duplicates	Verifies the precision of the instrument and/or method.
Spikes/Fortified Matrix	Determines sample matrix interferences, if any.
Standard	Verifies the validity of the calibration.

ACZ Qualifiers (Qual)

B	Analyte concentration detected at a value between MDL and PQL.
H	Analysis exceeded method hold time. pH is a field test with an immediate hold time.
U	Analyte was analyzed for but not detected at the indicated MDL

Method References

(1) EPA 600/4-83-020. Methods for Chemical Analysis of Water and Wastes, March 1983.
(2) EPA 600/R-93-100. Methods for the Determination of Inorganic Substances in Environmental Samples, August 1993.
(3) EPA 600/R-94-111. Methods for the Determination of Metals in Environmental Samples - Supplement I, May 1994.
(5) EPA SW-846. Test Methods for Evaluating Solid Waste, Third Edition with Update III, December 1996.
(6) Standard Methods for the Examination of Water and Wastewater, 19th edition, 1995.

Comments

(1) QC results calculated from raw data. Results may vary slightly if the rounded values are used in the calculations.
(2) Soil, Sludge, and Plant matrices for Inorganic analyses are reported on a dry weight basis.
(3) Animal matrices for Inorganic analyses are reported on an "as received" basis.

FMI Gold & Copper - Sierrita
Project ID:

ACZ Project ID: ***L71174***

Antimony, total M200.8 ICP-MS

ACZ ID	Type	Analyzed	PCN/SCN	QC	Sample	Found	Units	Rec	Lower	Upper	RPD	Limit	Qual
WG250391													
WG250391ICV	ICV	08/22/08 0:29	MS080813-2	.02006		.02013	mg/L	100.3	90	110			
WG250391ICB	ICB	08/22/08 0:35				U	mg/L		-0.0012	0.0012			
WG250211LRB	LRB	08/22/08 0:41				U	mg/L		-0.00088	0.00088			
WG250211LFB	LFB	08/22/08 0:47	MS080811-4	.01		.01018	mg/L	101.8	85	115			
L71163-09LFM	LFM	08/22/08 0:59	MS080811-4	.01	U	.01113	mg/L	111.3	70	130			
L71163-09LFMD	LFMD	08/22/08 1:05	MS080811-4	.01	U	.01116	mg/L	111.6	70	130	0.27	20	

Barium, total M200.7 ICP

ACZ ID	Type	Analyzed	PCN/SCN	QC	Sample	Found	Units	Rec	Lower	Upper	RPD	Limit	Qual
WG250619													
WG250619ICV	ICV	08/26/08 19:27	II080820-1	2		1.9795	mg/L	99	95	105			
WG250619ICB	ICB	08/26/08 19:30				U	mg/L		-0.009	0.009			
WG250501LRB	LRB	08/26/08 19:45				U	mg/L		-0.0066	0.0066			
WG250501LFB	LFB	08/26/08 19:48	II080811-3	.5		.5099	mg/L	102	85	115			
L71062-03LFM	LFM	08/26/08 19:56	II080811-3	.5	.05	.5333	mg/L	96.7	70	130			
L71062-03LFMD	LFMD	08/26/08 19:59	II080811-3	.5	.05	.5282	mg/L	95.6	70	130	0.96	20	
L71169-07LFM	LFM	08/26/08 20:46	II080811-3	.5	.03	.52	mg/L	98	70	130			
L71169-07LFMD	LFMD	08/26/08 20:50	II080811-3	.5	.03	.532	mg/L	100.4	70	130	2.28	20	

Beryllium, total M200.7 ICP

ACZ ID	Type	Analyzed	PCN/SCN	QC	Sample	Found	Units	Rec	Lower	Upper	RPD	Limit	Qual
WG250619													
WG250619ICV	ICV	08/26/08 19:27	II080820-1	2		1.8978	mg/L	94.9	95	105			
WG250619ICB	ICB	08/26/08 19:30				U	mg/L		-0.006	0.006			
WG250501LRB	LRB	08/26/08 19:45				U	mg/L		-0.0044	0.0044			
WG250501LFB	LFB	08/26/08 19:48	II080811-3	.5		.5072	mg/L	101.4	85	115			
L71062-03LFM	LFM	08/26/08 19:56	II080811-3	.5	U	.4729	mg/L	94.6	70	130			
L71062-03LFMD	LFMD	08/26/08 19:59	II080811-3	.5	U	.4664	mg/L	93.3	70	130	1.38	20	
L71169-07LFM	LFM	08/26/08 20:46	II080811-3	.5	U	.481	mg/L	96.2	70	130			
L71169-07LFMD	LFMD	08/26/08 20:50	II080811-3	.5	U	.491	mg/L	98.2	70	130	2.06	20	

Cadmium, total M200.7 ICP

ACZ ID	Type	Analyzed	PCN/SCN	QC	Sample	Found	Units	Rec	Lower	Upper	RPD	Limit	Qual
WG250619													
WG250619ICV	ICV	08/26/08 19:27	II080820-1	2		1.9258	mg/L	96.3	95	105			
WG250619ICB	ICB	08/26/08 19:30				U	mg/L		-0.015	0.015			
WG250501LRB	LRB	08/26/08 19:45				U	mg/L		-0.011	0.011			
WG250501LFB	LFB	08/26/08 19:48	II080811-3	.5		.5145	mg/L	102.9	85	115			
L71062-03LFM	LFM	08/26/08 19:56	II080811-3	.5	.01	.494	mg/L	96.8	70	130			
L71062-03LFMD	LFMD	08/26/08 19:59	II080811-3	.5	.01	.49	mg/L	96	70	130	0.81	20	
L71169-07LFM	LFM	08/26/08 20:46	II080811-3	.5	U	.503	mg/L	100.6	70	130			
L71169-07LFMD	LFMD	08/26/08 20:50	II080811-3	.5	U	.502	mg/L	100.4	70	130	0.2	20	

FMI Gold & Copper - Sierrita
Project ID:

ACZ Project ID: ***L71174***

Chromium, total M200.7 ICP

ACZ ID	Type	Analyzed	PCN/SCN	QC	Sample	Found	Units	Rec	Lower	Upper	RPD	Limit	Qual
WG250619													
WG250619ICV	ICV	08/26/08 19:27	II080820-1	2		1.901	mg/L	95.1	95	105			
WG250619ICB	ICB	08/26/08 19:30				U	mg/L		-0.03	0.03			
WG250501LRB	LRB	08/26/08 19:45				U	mg/L		-0.022	0.022			
WG250501LFB	LFB	08/26/08 19:48	II080811-3	.5		.51	mg/L	102	85	115			
L71062-03LFM	LFM	08/26/08 19:56	II080811-3	.5	U	.473	mg/L	94.6	70	130			
L71062-03LFMD	LFMD	08/26/08 19:59	II080811-3	.5	U	.468	mg/L	93.6	70	130	1.06	20	
L71169-07LFM	LFM	08/26/08 20:46	II080811-3	.5	U	.512	mg/L	102.4	70	130			
L71169-07LFMD	LFMD	08/26/08 20:50	II080811-3	.5	U	.532	mg/L	106.4	70	130	3.83	20	

Cobalt, total M200.7 ICP

ACZ ID	Type	Analyzed	PCN/SCN	QC	Sample	Found	Units	Rec	Lower	Upper	RPD	Limit	Qual
WG250619													
WG250619ICV	ICV	08/26/08 19:27	II080820-1	2.002		1.95	mg/L	97.4	95	105			
WG250619ICB	ICB	08/26/08 19:30				U	mg/L		-0.03	0.03			
WG250501LRB	LRB	08/26/08 19:45				U	mg/L		-0.022	0.022			
WG250501LFB	LFB	08/26/08 19:48	II080811-3	.5		.508	mg/L	101.6	85	115			
L71062-03LFM	LFM	08/26/08 19:56	II080811-3	.5	.02	.505	mg/L	97	70	130			
L71062-03LFMD	LFMD	08/26/08 19:59	II080811-3	.5	.02	.497	mg/L	95.4	70	130	1.6	20	
L71169-07LFM	LFM	08/26/08 20:46	II080811-3	.5	U	.51	mg/L	102	70	130			
L71169-07LFMD	LFMD	08/26/08 20:50	II080811-3	.5	U	.533	mg/L	106.6	70	130	4.41	20	

Copper, total M200.7 ICP

ACZ ID	Type	Analyzed	PCN/SCN	QC	Sample	Found	Units	Rec	Lower	Upper	RPD	Limit	Qual
WG250619													
WG250619ICV	ICV	08/26/08 19:27	II080820-1	2		1.941	mg/L	97.1	95	105			
WG250619ICB	ICB	08/26/08 19:30				U	mg/L		-0.03	0.03			
WG250501LRB	LRB	08/26/08 19:45				U	mg/L		-0.022	0.022			
WG250501LFB	LFB	08/26/08 19:48	II080811-3	.5		.515	mg/L	103	85	115			
L71062-03LFM	LFM	08/26/08 19:56	II080811-3	.5	.19	.667	mg/L	95.4	70	130			
L71062-03LFMD	LFMD	08/26/08 19:59	II080811-3	.5	.19	.661	mg/L	94.2	70	130	0.9	20	
L71169-07LFM	LFM	08/26/08 20:46	II080811-3	.5	U	.514	mg/L	102.8	70	130			
L71169-07LFMD	LFMD	08/26/08 20:50	II080811-3	.5	U	.529	mg/L	105.8	70	130	2.88	20	

Lead, total M200.8 ICP-MS

ACZ ID	Type	Analyzed	PCN/SCN	QC	Sample	Found	Units	Rec	Lower	Upper	RPD	Limit	Qual
WG250391													
WG250391ICV	ICV	08/22/08 0:29	MS080813-2	.05		.04851	mg/L	97	90	110			
WG250391ICB	ICB	08/22/08 0:35				U	mg/L		-0.0003	0.0003			
WG250211LRB	LRB	08/22/08 0:41				U	mg/L		-0.00022	0.00022			
WG250211LFB	LFB	08/22/08 0:47	MS080811-4	.05		.04721	mg/L	94.4	85	115			
L71163-09LFM	LFM	08/22/08 0:59	MS080811-4	.05	U	.049	mg/L	98	70	130			
L71163-09LFMD	LFMD	08/22/08 1:05	MS080811-4	.05	U	.04927	mg/L	98.5	70	130	0.55	20	

FMI Gold & Copper - Sierrita
Project ID:

ACZ Project ID: ***L71174***

Manganese, total M200.7 ICP

ACZ ID	Type	Analyzed	PCN/SCN	QC	Sample	Found	Units	Rec	Lower	Upper	RPD	Limit	Qual
WG250619													
WG250619ICV	ICV	08/26/08 19:27	II080820-1	2		1.9325	mg/L	96.6	95	105			
WG250619ICB	ICB	08/26/08 19:30				U	mg/L		-0.015	0.015			
WG250501LRB	LRB	08/26/08 19:45				U	mg/L		-0.011	0.011			
WG250501LFB	LFB	08/26/08 19:48	II080811-3	.5		.5384	mg/L	107.7	85	115			
L71062-03LFM	LFM	08/26/08 19:56	II080811-3	.5	2.11	2.551	mg/L	88.2	70	130			
L71062-03LFMD	LFMD	08/26/08 19:59	II080811-3	.5	2.11	2.565	mg/L	91	70	130	0.55	20	
L71169-07LFM	LFM	08/26/08 20:46	II080811-3	.5	.06	.572	mg/L	102.4	70	130			
L71169-07LFMD	LFMD	08/26/08 20:50	II080811-3	.5	.06	.577	mg/L	103.4	70	130	0.87	20	

Mercury, total M245.1 CVAA

ACZ ID	Type	Analyzed	PCN/SCN	QC	Sample	Found	Units	Rec	Lower	Upper	RPD	Limit	Qual
WG250269													
WG250269ICV	ICV	08/20/08 17:45	II080723-2	.00501		.00483	mg/L	96.4	95	105			
WG250269ICB	ICB	08/20/08 17:47				U	mg/L		-0.0002	0.0002			
WG250269LRB	LRB	08/20/08 17:52				U	mg/L		-0.00044	0.00044			
WG250269LFB	LFB	08/20/08 17:54	II080711-8	.002		.00192	mg/L	96	85	115			
L71169-02LFM	LFM	08/20/08 18:33	II080711-8	.002	U	.00204	mg/L	102	85	115			
L71169-02LFMD	LFMD	08/20/08 18:36	II080711-8	.002	U	.00185	mg/L	92.5	85	115	9.77	20	

Molybdenum, total M200.7 ICP

ACZ ID	Type	Analyzed	PCN/SCN	QC	Sample	Found	Units	Rec	Lower	Upper	RPD	Limit	Qual
WG250619													
WG250619ICV	ICV	08/26/08 19:27	II080820-1	2		1.953	mg/L	97.7	95	105			
WG250619ICB	ICB	08/26/08 19:30				U	mg/L		-0.03	0.03			
WG250501LRB	LRB	08/26/08 19:45				U	mg/L		-0.022	0.022			
WG250501LFB	LFB	08/26/08 19:48	II080811-3	.5		.476	mg/L	95.2	85	115			
L71062-03LFM	LFM	08/26/08 19:56	II080811-3	.5	U	.432	mg/L	86.4	70	130			
L71062-03LFMD	LFMD	08/26/08 19:59	II080811-3	.5	U	.433	mg/L	86.6	70	130	0.23	20	
L71169-07LFM	LFM	08/26/08 20:46	II080811-3	.5	U	.426	mg/L	85.2	70	130			
L71169-07LFMD	LFMD	08/26/08 20:50	II080811-3	.5	U	.443	mg/L	88.6	70	130	3.91	20	

Nickel, total M200.7 ICP

ACZ ID	Type	Analyzed	PCN/SCN	QC	Sample	Found	Units	Rec	Lower	Upper	RPD	Limit	Qual
WG250725													
WG250725ICV	ICV	08/27/08 14:09	II080820-1	2.004		1.946	mg/L	97.1	95	105			
WG250725ICB	ICB	08/27/08 14:13				U	mg/L		-0.03	0.03			
WG250501LRB	LRB	08/27/08 14:26				U	mg/L		-0.022	0.022			
WG250501LFB	LFB	08/27/08 14:29	II080811-3	.4985		.508	mg/L	101.9	85	115			
L71169-07LFM	LFM	08/27/08 14:35	II080811-3	.4985	U	.547	mg/L	109.7	70	130			
L71169-07LFMD	LFMD	08/27/08 14:38	II080811-3	.4985	U	.577	mg/L	115.7	70	130	5.34	20	

FMI Gold & Copper - Sierrita
Project ID:

ACZ Project ID: ***L71174***

Selenium, total M200.8 ICP-MS

ACZ ID	Type	Analyzed	PCN/SCN	QC	Sample	Found	Units	Rec	Lower	Upper	RPD	Limit	Qual
WG250391													
WG250391ICV	ICV	08/22/08 0:29	MS080813-2	.05		.05056	mg/L	101.1	90	110			
WG250391ICB	ICB	08/22/08 0:35				U	mg/L		-0.0003	0.0003			
WG250211LRB	LRB	08/22/08 0:41				U	mg/L		-0.00022	0.00022			
WG250211LFB	LFB	08/22/08 0:47	MS080811-4	.05		.04712	mg/L	94.2	85	115			
L71163-09LFM	LFM	08/22/08 0:59	MS080811-4	.05	.986	1.055	mg/L	138	70	130			M3
L71163-09LFMD	LFMD	08/22/08 1:05	MS080811-4	.05	.986	1.035	mg/L	98	70	130	1.91	20	

Thallium, total M200.8 ICP-MS

ACZ ID	Type	Analyzed	PCN/SCN	QC	Sample	Found	Units	Rec	Lower	Upper	RPD	Limit	Qual
WG250391													
WG250391ICV	ICV	08/22/08 0:29	MS080813-2	.05		.05216	mg/L	104.3	90	110			
WG250391ICB	ICB	08/22/08 0:35				U	mg/L		-0.0003	0.0003			
WG250211LRB	LRB	08/22/08 0:41				U	mg/L		-0.00022	0.00022			
WG250211LFB	LFB	08/22/08 0:47	MS080811-4	.0501		.04578	mg/L	91.4	85	115			
L71163-09LFM	LFM	08/22/08 0:59	MS080811-4	.0501	.0004	.04864	mg/L	96.3	70	130			
L71163-09LFMD	LFMD	08/22/08 1:05	MS080811-4	.0501	.0004	.04924	mg/L	97.5	70	130	1.23	20	

Uranium, total M200.8 ICP-MS

ACZ ID	Type	Analyzed	PCN/SCN	QC	Sample	Found	Units	Rec	Lower	Upper	RPD	Limit	Qual
WG250506													
WG250506ICV	ICV	08/26/08 3:37	MS080813-2	.05		.0479	mg/L	95.8	90	110			
WG250506ICB	ICB	08/26/08 3:43				U	mg/L		-0.0003	0.0003			
WG250211LRB	LRB	08/26/08 5:50				U	mg/L		-0.00022	0.00022			
WG250211LFB	LFB	08/26/08 6:08	MS080811-4	.05		.0487	mg/L	97.4	85	115			
L71163-09LFM	LFM	08/26/08 6:20	MS080811-4	.05	.0036	.05405	mg/L	100.9	70	130			
L71163-09LFMD	LFMD	08/26/08 6:26	MS080811-4	.05	.0036	.05415	mg/L	101.1	70	130	0.18	20	

Zinc, total M200.7 ICP

ACZ ID	Type	Analyzed	PCN/SCN	QC	Sample	Found	Units	Rec	Lower	Upper	RPD	Limit	Qual
WG250619													
WG250619ICV	ICV	08/26/08 19:27	II080820-1	2		1.942	mg/L	97.1	95	105			
WG250619ICB	ICB	08/26/08 19:30				U	mg/L		-0.03	0.03			
WG250501LRB	LRB	08/26/08 19:45				U	mg/L		-0.022	0.022			
WG250501LFB	LFB	08/26/08 19:48	II080811-3	.5		.523	mg/L	104.6	85	115			
L71062-03LFM	LFM	08/26/08 19:56	II080811-3	.5	2.37	2.782	mg/L	82.4	70	130			
L71062-03LFMD	LFMD	08/26/08 19:59	II080811-3	.5	2.37	2.806	mg/L	87.2	70	130	0.86	20	
L71169-07LFM	LFM	08/26/08 20:46	II080811-3	.5	U	.602	mg/L	120.4	70	130			
L71169-07LFMD	LFMD	08/26/08 20:50	II080811-3	.5	U	.528	mg/L	105.6	70	130	13.1	20	

ACZ Laboratories, Inc.
2773 Downhill Drive Steamboat Springs, CO 80487 (800) 334-5493

Inorganic Extended Qualifier Report

FMI Gold & Copper - Sierrita ACZ Project ID: ***L71174***

ACZ ID	WORKNUM	PARAMETER	METHOD	QUAL	DESCRIPTION
L71174-01	WG250391	Selenium, total	M200.8 ICP-MS	M3	The spike recovery value is unusable since the analyte concentration in the sample is disproportionate to the spike level. The recovery of the associated control sample (LCS or LFB) was acceptable.

No certification qualifiers associated with this analysis

ACZ Laboratories, Inc.
2773 Downhill Drive Steamboat Springs, CO 80487 (800) 334-5493

Sample Receipt

FMI Gold & Copper - Sierrita

ACZ Project ID:	L71174
Date Received:	8/14/2008
Received By:	
Date Printed:	8/14/2008

Receipt Verification

	YES	NO	NA
1) Does this project require special handling procedures such as CLP protocol?			X
2) Are the custody seals on the cooler intact?	X		
3) Are the custody seals on the sample containers intact?			X
4) Is there a Chain of Custody or other directive shipping papers present?	X		
5) Is the Chain of Custody complete?	X		
6) Is the Chain of Custody in agreement with the samples received?	X		
7) Is there enough sample for all requested analyses?	X		
8) Are all samples within holding times for requested analyses?	X		
9) Were all sample containers received intact?	X		
10) Are the temperature blanks present?			X
11) Are the trip blanks (VOA and/or Cyanide) present?			X
12) Are samples requiring no headspace, headspace free?			X
13) Do the samples that require a Foreign Soils Permit have one?			X

Exceptions: If you answered no to any of the above questions, please describe

N/A

Contact (For any discrepancies, the client must be contacted)

N/A

Shipping Containers

Cooler Id	Temp (°C)	Rad (µR/hr)
2922	5.5	16

Client must contact ACZ Project Manager if analysis should not proceed for samples received outside of thermal preservation acceptance criteria.

Notes

ACZ Laboratories, Inc.
2773 Downhill Drive Steamboat Springs, CO 80487 (800) 334-5493

Sample Receipt

FMI Gold & Copper - Sierrita

ACZ Project ID: L71174
Date Received: 8/14/2008
Received By:

Sample Container Preservation

SAMPLE	CLIENT ID	R < 2	G < 2	BK < 2	Y< 2	YG< 2	B< 2	O < 2	T >12	N/A	RAD	ID
L71174-01	EQUIP-1	Y										

Sample Container Preservation Legend

Abbreviation	Description	Container Type	Preservative/Limits
R	Raw/Nitric	RED	pH must be < 2
B	Filtered/Sulfuric	BLUE	pH must be < 2
BK	Filtered/Nitric	BLACK	pH must be < 2
G	Filtered/Nitric	GREEN	pH must be < 2
O	Raw/Sulfuric	ORANGE	pH must be < 2
P	Raw/NaOH	PURPLE	pH must be > 12 *
T	Raw/NaOH Zinc Acetate	TAN	pH must be > 12
Y	Raw/Sulfuric	YELLOW	pH must be < 2
YG	Raw/Sulfuric	YELLOW GLASS	pH must be < 2
N/A	No preservative needed	Not applicable	
RAD	Gamma/Beta dose rate	Not applicable	must be < 250 µR/hr

* pH check performed by analyst prior to sample preparation

Sample IDs Reviewed By: _____

ACZ Laboratories, Inc. L71174

2773 Downhill Drive Steamboat Springs, CO 80487 (800) 334-5493

CHAIN of CUSTODY

Report to:

Name: Ned Hall
Company: EMI
E-mail: Ned-Hall@EMI.com
Address: 6200 W. Duvall Mine Rd
P.O. Box 527, Green Valley, AZ
Telephone: (520) 648-8857

Copy of Report to:

Name: Steven-Vaughn@urscorp.com
Company:
E-mail: Rick-Smith@urscorp.com
Telephone:

Invoice to:

Name: Ned Hall
Company: FMI
E-mail: Ned-Hall@FMI.com
Address: 6200 W. Duvall Mine Rd
P.O. Box 527, Green Valley, AZ
Telephone: (520) 648-8857

If sample(s) received past holding time (HT), or if insufficient HT remains to complete analysis before expiration, shall ACZ proceed with requested short HT analyses? YES ☐ NO ☐
If "NO" then ACZ will contact client for further instruction. If neither "YES" nor "NO" is indicated, ACZ will proceed with the requested analyses, even if HT is expired, and data will be qualified.

PROJECT INFORMATION

Quote #:
Project/PO #: 0J07R9
Reporting state for compliance testing:
Sampler's Name: Armando Jimenez
Are any samples NRC licensable material?

ANALYSES REQUESTED *(attach list or use quote number)*

COPY

SAMPLE IDENTIFICATION	DATE:TIME	Matrix	# of Containers	See attached Quote 7/8/08	Total Metals						
EM-JS-06-0-1	8/13/08 0840	SO	1								
EM-JS-06-1-3	0840		1								
EM-JS-06-5-7	0845		1								
EM-JS-06-10-11	0850		1								
EM-JS-07-0-1	0914		1								
EM-JS-07-1-3	0914		1								
EM-JS-07-5-7	0919		1								
EM-JS-07-10-12	0945		1								
EM-JS-07-15-16	0945		1								
Equip-1	8/13/08 1335	GW	1		X						

Matrix: SW (Surface Water) · GW (Ground Water) · WW (Waste Water) · DW (Drinking Water) · SL (Sludge) · SO (Soil) · OL (Oil) · Other

REMARKS/ SAMPLE DISCLOSURES

Fedex: 8616 8504 9695

PAGE 1 of 1

Please refer to ACZ's terms & conditions located on the reverse side of this COC.

RELINQUISHED BY:	DATE:TIME	RECEIVED BY:	DATE:TIME
[signature]	8/13/08 1415	Fedex [signature]	8.14.08 10:44

FRMAD050.03.05.02 White - Return with sample. Yellow - Retain for your records.

ACZ Laboratories, Inc.
2773 Downhill Drive Steamboat Springs, CO 80487 (800) 334-5493

Analytical Report

September 05, 2008

Report to:
Ned Hall
FMI Gold & Copper - Sierrita
P.O. Box 527 6200 W. Duval Mine Rd.
Green Valley, AZ 85622-0527

Bill to:
Accounts Payable
FMI Gold & Copper - Sierrita
P.O. Box 2671
Phoenix, AZ 85002-2671

cc: Rick Smith, Steve Vaughn

Project ID: OJ07R9
ACZ Project ID: L71176

Ned Hall:

Enclosed are the analytical results for sample(s) submitted to ACZ Laboratories, Inc. (ACZ) on August 14, 2008. This project has been assigned to ACZ's project number, L71176. Please reference this number in all future inquiries.

All analyses were performed according to ACZ's Quality Assurance Plan, version 12.0. The enclosed results relate only to the samples received under L71176. Each section of this report has been reviewed and approved by the appropriate Laboratory Supervisor, or a qualified substitute.

Except as noted, the test results for the methods and parameters listed on ACZ's current NELAC certificate letter (#ACZ) meet all requirements of NELAC.

This report shall be used or copied only in its entirety. ACZ is not responsible for the consequences arising from the use of a partial report.

All samples and sub-samples associated with this project will be disposed of after October 05, 2008. If the samples are determined to be hazardous, additional charges apply for disposal (typically less than $10/sample). If you would like the samples to be held longer than ACZ's stated policy or to be returned, please contact your Project Manager or Customer Service Representative for further details and associated costs. ACZ retains analytical reports for five years.

If you have any questions or other needs, please contact your Project Manager.

S. Habermehl

Scott Habermehl has reviewed
and approved this report.

ACZ Laboratories, Inc.
2773 Downhill Drive Steamboat Springs, CO 80487 (800) 334-5493

Inorganic Analytical Results

FMI Gold & Copper - Sierrita
Project ID: OJ07R9
Sample ID: EM-JS-06-0-1

ACZ Sample ID: ***L71176-01***
Date Sampled: *08/13/08 08:40*
Date Received: *08/14/08*
Sample Matrix: *Soil*

Metals Analysis

Parameter	EPA Method	Result	Qual	XQ	Units	MDL	PQL	Date	Analyst
Antimony, total (3050)	M6020 ICP-MS	1.5		*	mg/Kg	0.2	1	08/28/08 9:09	erf/rac
Arsenic, total (3050)	M6020 ICP-MS	10.3			mg/Kg	0.3	0.5	08/29/08 6:59	erf/rac
Barium, total (3050)	M6010B ICP	45.0			mg/Kg	0.3	2	08/28/08 1:47	ear/aeh
Beryllium, total (3050)	M6010B ICP	0.7	B		mg/Kg	0.2	1	08/29/08 22:30	aeh
Cadmium, total (3050)	M6010B ICP		U		mg/Kg	0.5	2	08/28/08 1:47	ear/aeh
Chromium, total (3050)	M6010B ICP	9			mg/Kg	1	5	08/28/08 1:47	ear/aeh
Cobalt, total (3050)	M6010B ICP	18			mg/Kg	1	5	08/28/08 1:47	ear/aeh
Copper, total (3050)	M6010B ICP	4090		*	mg/Kg	1	5	08/28/08 1:47	ear/aeh
Lead, total (3050)	M6020 ICP-MS	86.10		*	mg/Kg	0.05	0.3	08/28/08 9:09	erf/rac
Manganese, total (3050)	M6010B ICP	448			mg/Kg	0.5	3	08/28/08 1:47	ear/aeh
Mercury, total	M7471A CVAA	0.06	B		mg/Kg	0.04	0.2	08/30/08 22:30	jws/pmc
Molybdenum, total (3050)	M6010B ICP	1180		*	mg/Kg	1	5	08/28/08 1:47	ear/aeh
Nickel, total (3050)	M6010B ICP	4	B		mg/Kg	1	5	08/28/08 1:47	ear/aeh
Selenium, total (3050)	M6020 ICP-MS	3.01		*	mg/Kg	0.05	0.3	08/29/08 6:59	erf/rac
Thallium, total (3050)	M6020 ICP-MS	0.21	B	*	mg/Kg	0.05	0.3	08/28/08 9:09	erf/rac
Uranium, total (3050)	M6020 ICP-MS	6.63		*	mg/Kg	0.05	0.3	08/28/08 9:09	erf/rac
Zinc, total (3050)	M6010B ICP	161		*	mg/Kg	1	5	08/28/08 1:47	ear/aeh

Soil Analysis

Parameter	EPA Method	Result	Qual	XQ	Units	MDL	PQL	Date	Analyst
Solids, Percent	CLPSOW390, PART F, D-98	93.6		*	%	0.1	0.5	08/19/08 12:40	bjl

Soil Preparation

Parameter	EPA Method	Result	Qual	XQ	Units	MDL	PQL	Date	Analyst
Air Dry at 34 Degrees C	USDA No. 1, 1972			*				08/19/08 1:56	bjl
Digestion - Hot Plate	M3050B ICP-MS							08/24/08 12:35	bjl
Sieve-2000 um (2.0mm)	ASA No.9, 15-4.2.2			*				08/23/08 22:26	lwt/bjl

Arizona license number: AZ0102

** Please refer to Qualifier Reports for details.*

ACZ Laboratories, Inc.
2773 Downhill Drive Steamboat Springs, CO 80487 (800) 334-5493

Inorganic Analytical Results

FMI Gold & Copper - Sierrita
Project ID: OJ07R9
Sample ID: EM-JS-06-1-3

ACZ Sample ID: ***L71176-02***
Date Sampled: *08/13/08 08:40*
Date Received: *08/14/08*
Sample Matrix: *Soil*

Metals Analysis

Parameter	EPA Method	Result	Qual	XQ	Units	MDL	PQL	Date	Analyst
Antimony, total (3050)	M6020 ICP-MS	1.0	B	*	mg/Kg	0.2	1	08/28/08 9:13	erf/rac
Arsenic, total (3050)	M6020 ICP-MS	6.5			mg/Kg	0.3	0.5	08/29/08 7:03	erf/rac
Barium, total (3050)	M6010B ICP	40.2			mg/Kg	0.3	2	08/28/08 1:50	ear/aeh
Beryllium, total (3050)	M6010B ICP	0.4	B		mg/Kg	0.2	1	08/29/08 22:34	aeh
Cadmium, total (3050)	M6010B ICP		U		mg/Kg	0.5	2	08/28/08 1:50	ear/aeh
Chromium, total (3050)	M6010B ICP	6			mg/Kg	1	5	08/28/08 1:50	ear/aeh
Cobalt, total (3050)	M6010B ICP	14			mg/Kg	1	5	08/28/08 1:50	ear/aeh
Copper, total (3050)	M6010B ICP	1900		*	mg/Kg	1	5	08/28/08 1:50	ear/aeh
Lead, total (3050)	M6020 ICP-MS	33.50		*	mg/Kg	0.05	0.3	08/28/08 9:13	erf/rac
Manganese, total (3050)	M6010B ICP	288			mg/Kg	0.5	3	08/28/08 1:50	ear/aeh
Mercury, total	M7471A CVAA		U		mg/Kg	0.04	0.2	08/30/08 22:38	jws/pmc
Molybdenum, total (3050)	M6010B ICP	472		*	mg/Kg	1	5	08/28/08 1:50	ear/aeh
Nickel, total (3050)	M6010B ICP	2	B		mg/Kg	1	5	08/28/08 1:50	ear/aeh
Selenium, total (3050)	M6020 ICP-MS	2.58		*	mg/Kg	0.05	0.3	08/29/08 7:03	erf/rac
Thallium, total (3050)	M6020 ICP-MS	0.19	B	*	mg/Kg	0.05	0.3	08/28/08 9:13	erf/rac
Uranium, total (3050)	M6020 ICP-MS	4.13		*	mg/Kg	0.05	0.3	08/28/08 9:13	erf/rac
Zinc, total (3050)	M6010B ICP	53		*	mg/Kg	1	5	08/28/08 1:50	ear/aeh

Soil Analysis

Parameter	EPA Method	Result	Qual	XQ	Units	MDL	PQL	Date	Analyst
Solids, Percent	CLPSOW390, PART F, D-98	95.9		*	%	0.1	0.5	08/19/08 17:01	bjl

Soil Preparation

Parameter	EPA Method	Result	Qual	XQ	Units	MDL	PQL	Date	Analyst
Air Dry at 34 Degrees C	USDA No. 1, 1972			*				08/19/08 2:28	bjl
Digestion - Hot Plate	M3050B ICP-MS							08/24/08 12:58	bjl
Sieve-2000 um (2.0mm)	ASA No.9, 15-4.2.2			*				08/23/08 23:34	lwt/bjl

Arizona license number: AZ0102

** Please refer to Qualifier Reports for details.*

ACZ Laboratories, Inc.
2773 Downhill Drive Steamboat Springs, CO 80487 (800) 334-5493

Inorganic Analytical Results

FMI Gold & Copper - Sierrita
Project ID: OJ07R9
Sample ID: EM-JS-06-5-7

ACZ Sample ID: ***L71176-03***
Date Sampled: *08/13/08 08:45*
Date Received: *08/14/08*
Sample Matrix: *Soil*

Metals Analysis

Parameter	EPA Method	Result	Qual	XQ	Units	MDL	PQL	Date	Analyst
Antimony, total (3050)	M6020 ICP-MS	0.9	B	*	mg/Kg	0.2	1	08/28/08 9:17	erf/rac
Arsenic, total (3050)	M6020 ICP-MS	8.1			mg/Kg	0.3	0.5	08/29/08 7:08	erf/rac
Barium, total (3050)	M6010B ICP	39.2			mg/Kg	0.3	2	08/28/08 1:53	ear/aeh
Beryllium, total (3050)	M6010B ICP	0.5	B		mg/Kg	0.2	1	08/29/08 22:38	aeh
Cadmium, total (3050)	M6010B ICP		U		mg/Kg	0.5	2	08/28/08 1:53	ear/aeh
Chromium, total (3050)	M6010B ICP	14			mg/Kg	1	5	08/28/08 1:53	ear/aeh
Cobalt, total (3050)	M6010B ICP	17			mg/Kg	1	5	08/28/08 1:53	ear/aeh
Copper, total (3050)	M6010B ICP	2650		*	mg/Kg	1	5	08/28/08 1:53	ear/aeh
Lead, total (3050)	M6020 ICP-MS	157		*	mg/Kg	0.05	0.3	08/28/08 9:17	erf/rac
Manganese, total (3050)	M6010B ICP	371			mg/Kg	0.5	3	08/28/08 1:53	ear/aeh
Mercury, total	M7471A CVAA		U		mg/Kg	0.04	0.2	08/30/08 22:40	jws/pmc
Molybdenum, total (3050)	M6010B ICP	309		*	mg/Kg	1	5	08/28/08 1:53	ear/aeh
Nickel, total (3050)	M6010B ICP	4	B		mg/Kg	1	5	08/28/08 1:53	ear/aeh
Selenium, total (3050)	M6020 ICP-MS	2.53		*	mg/Kg	0.05	0.3	08/29/08 7:08	erf/rac
Thallium, total (3050)	M6020 ICP-MS	0.21	B	*	mg/Kg	0.05	0.3	08/28/08 9:17	erf/rac
Uranium, total (3050)	M6020 ICP-MS	5.12		*	mg/Kg	0.05	0.3	08/28/08 9:17	erf/rac
Zinc, total (3050)	M6010B ICP	110		*	mg/Kg	1	5	08/28/08 1:53	ear/aeh

Soil Analysis

Parameter	EPA Method	Result	Qual	XQ	Units	MDL	PQL	Date	Analyst
Solids, Percent	CLPSOW390, PART F, D-98	92.9		*	%	0.1	0.5	08/19/08 19:12	bjl

Soil Preparation

Parameter	EPA Method	Result	Qual	XQ	Units	MDL	PQL	Date	Analyst
Air Dry at 34 Degrees C	USDA No. 1, 1972			*				08/19/08 3:00	bjl
Digestion - Hot Plate	M3050B ICP-MS							08/24/08 13:22	bjl
Sieve-2000 um (2.0mm)	ASA No.9, 15-4.2.2			*				08/24/08 0:42	lwt/bjl

Arizona license number: AZ0102

** Please refer to Qualifier Reports for details.*

ACZ Laboratories, Inc.
2773 Downhill Drive Steamboat Springs, CO 80487 (800) 334-5493

Inorganic Analytical Results

FMI Gold & Copper - Sierrita
Project ID: OJ07R9
Sample ID: EM-JS-06-10-11

ACZ Sample ID: ***L71176-04***
Date Sampled: *08/13/08 08:50*
Date Received: *08/14/08*
Sample Matrix: *Soil*

Metals Analysis

Parameter	EPA Method	Result	Qual	XQ	Units	MDL	PQL	Date	Analyst
Antimony, total (3050)	M6020 ICP-MS	2.1		*	mg/Kg	0.2	1	08/28/08 9:21	erf/rac
Arsenic, total (3050)	M6020 ICP-MS	15.8		*	mg/Kg	0.3	0.5	08/28/08 9:21	erf/rac
Barium, total (3050)	M6010B ICP	142			mg/Kg	0.3	2	08/28/08 1:57	ear/aeh
Beryllium, total (3050)	M6010B ICP	0.9	B		mg/Kg	0.2	1	08/29/08 22:49	aeh
Cadmium, total (3050)	M6010B ICP	1.0	B		mg/Kg	0.5	2	08/28/08 1:57	ear/aeh
Chromium, total (3050)	M6010B ICP	22			mg/Kg	1	5	08/28/08 1:57	ear/aeh
Cobalt, total (3050)	M6010B ICP	16			mg/Kg	1	5	08/28/08 1:57	ear/aeh
Copper, total (3050)	M6010B ICP	5870		*	mg/Kg	1	5	08/28/08 1:57	ear/aeh
Lead, total (3050)	M6020 ICP-MS	93.30		*	mg/Kg	0.05	0.3	08/28/08 9:21	erf/rac
Manganese, total (3050)	M6010B ICP	579			mg/Kg	0.5	3	08/28/08 1:57	ear/aeh
Mercury, total	M7471A CVAA	0.05	B		mg/Kg	0.04	0.2	08/30/08 22:42	jws/pmc
Molybdenum, total (3050)	M6010B ICP	481		*	mg/Kg	1	5	08/28/08 1:57	ear/aeh
Nickel, total (3050)	M6010B ICP	19			mg/Kg	1	5	08/28/08 1:57	ear/aeh
Selenium, total (3050)	M6020 ICP-MS	1.85		*	mg/Kg	0.05	0.3	08/29/08 7:12	erf/rac
Thallium, total (3050)	M6020 ICP-MS	0.25	B	*	mg/Kg	0.05	0.3	08/28/08 9:21	erf/rac
Uranium, total (3050)	M6020 ICP-MS	18.10		*	mg/Kg	0.05	0.3	08/28/08 9:21	erf/rac
Zinc, total (3050)	M6010B ICP	283		*	mg/Kg	1	5	08/28/08 1:57	ear/aeh

Soil Analysis

Parameter	EPA Method	Result	Qual	XQ	Units	MDL	PQL	Date	Analyst
Solids, Percent	CLPSOW390, PART F, D-98	90.1		*	%	0.1	0.5	08/19/08 21:22	bjl

Soil Preparation

Parameter	EPA Method	Result	Qual	XQ	Units	MDL	PQL	Date	Analyst
Air Dry at 34 Degrees C	USDA No. 1, 1972			*				08/19/08 3:31	bjl
Digestion - Hot Plate	M3050B ICP-MS							08/24/08 13:45	bjl
Sieve-2000 um (2.0mm)	ASA No.9, 15-4.2.2			*				08/24/08 1:50	lwt/bjl

Arizona license number: AZ0102

** Please refer to Qualifier Reports for details.*

ACZ Laboratories, Inc.
2773 Downhill Drive Steamboat Springs, CO 80487 (800) 334-5493

Inorganic Analytical Results

FMI Gold & Copper - Sierrita
Project ID: OJ07R9
Sample ID: EM-JS-07-0-1

ACZ Sample ID: ***L71176-05***
Date Sampled: *08/13/08 09:14*
Date Received: *08/14/08*
Sample Matrix: *Soil*

Metals Analysis

Parameter	EPA Method	Result	Qual	XQ	Units	MDL	PQL	Date	Analyst
Antimony, total (3050)	M6020 ICP-MS	1.4		*	mg/Kg	0.2	1	08/28/08 9:25	erf/rac
Arsenic, total (3050)	M6020 ICP-MS	11.7			mg/Kg	0.3	0.5	08/29/08 7:16	erf/rac
Barium, total (3050)	M6010B ICP	96.2			mg/Kg	0.3	2	08/28/08 2:00	ear/aeh
Beryllium, total (3050)	M6010B ICP	0.2	B		mg/Kg	0.2	1	08/29/08 22:53	aeh
Cadmium, total (3050)	M6010B ICP	0.6	B		mg/Kg	0.5	2	08/28/08 2:00	ear/aeh
Chromium, total (3050)	M6010B ICP	12			mg/Kg	1	5	08/28/08 2:00	ear/aeh
Cobalt, total (3050)	M6010B ICP	19			mg/Kg	1	5	08/28/08 2:00	ear/aeh
Copper, total (3050)	M6010B ICP	3770		*	mg/Kg	1	5	08/28/08 2:00	ear/aeh
Lead, total (3050)	M6020 ICP-MS	96.40		*	mg/Kg	0.05	0.3	08/28/08 9:25	erf/rac
Manganese, total (3050)	M6010B ICP	382			mg/Kg	0.5	3	08/28/08 2:00	ear/aeh
Mercury, total	M7471A CVAA	0.09	B		mg/Kg	0.04	0.2	08/30/08 22:44	jws/pmc
Molybdenum, total (3050)	M6010B ICP	6830		*	mg/Kg	1	5	08/28/08 2:00	ear/aeh
Nickel, total (3050)	M6010B ICP		U		mg/Kg	1	5	08/28/08 2:00	ear/aeh
Selenium, total (3050)	M6020 ICP-MS	3.68		*	mg/Kg	0.05	0.3	08/29/08 7:16	erf/rac
Thallium, total (3050)	M6020 ICP-MS	0.27	B	*	mg/Kg	0.05	0.3	08/28/08 9:25	erf/rac
Uranium, total (3050)	M6020 ICP-MS	6.01		*	mg/Kg	0.05	0.3	08/28/08 9:25	erf/rac
Zinc, total (3050)	M6010B ICP	122		*	mg/Kg	1	5	08/28/08 2:00	ear/aeh

Soil Analysis

Parameter	EPA Method	Result	Qual	XQ	Units	MDL	PQL	Date	Analyst
Solids, Percent	CLPSOW390, PART F, D-98	94.2		*	%	0.1	0.5	08/19/08 23:33	bjl

Soil Preparation

Parameter	EPA Method	Result	Qual	XQ	Units	MDL	PQL	Date	Analyst
Air Dry at 34 Degrees C	USDA No. 1, 1972			*				08/19/08 4:03	bjl
Digestion - Hot Plate	M3050B ICP-MS							08/24/08 14:09	bjl
Sieve-2000 um (2.0mm)	ASA No.9, 15-4.2.2			*				08/24/08 2:58	lwt/bjl

Arizona license number: AZ0102

** Please refer to Qualifier Reports for details.*

ACZ Laboratories, Inc.
2773 Downhill Drive Steamboat Springs, CO 80487 (800) 334-5493

Inorganic Analytical Results

FMI Gold & Copper - Sierrita
Project ID: OJ07R9
Sample ID: EM-JS-07-1-3

ACZ Sample ID: ***L71176-06***
Date Sampled: *08/13/08 09:14*
Date Received: *08/14/08*
Sample Matrix: *Soil*

Metals Analysis

Parameter	EPA Method	Result	Qual	XQ	Units	MDL	PQL	Date	Analyst
Antimony, total (3050)	M6020 ICP-MS	2.3		*	mg/Kg	0.2	1	08/28/08 9:29	erf/rac
Arsenic, total (3050)	M6020 ICP-MS	10.7			mg/Kg	0.3	0.5	08/29/08 7:20	erf/rac
Barium, total (3050)	M6010B ICP	77.8			mg/Kg	0.3	2	08/28/08 2:04	ear/aeh
Beryllium, total (3050)	M6010B ICP	0.7	B		mg/Kg	0.2	1	08/29/08 22:56	aeh
Cadmium, total (3050)	M6010B ICP	0.7	B		mg/Kg	0.5	2	08/28/08 2:04	ear/aeh
Chromium, total (3050)	M6010B ICP	13			mg/Kg	1	5	08/28/08 2:04	ear/aeh
Cobalt, total (3050)	M6010B ICP	17			mg/Kg	1	5	08/28/08 2:04	ear/aeh
Copper, total (3050)	M6010B ICP	4840		*	mg/Kg	1	5	08/28/08 2:04	ear/aeh
Lead, total (3050)	M6020 ICP-MS	151		*	mg/Kg	0.05	0.3	08/28/08 9:29	erf/rac
Manganese, total (3050)	M6010B ICP	556			mg/Kg	0.5	3	08/28/08 2:04	ear/aeh
Mercury, total	M7471A CVAA	0.05	B		mg/Kg	0.04	0.2	08/30/08 22:51	jws/pmc
Molybdenum, total (3050)	M6010B ICP	1000		*	mg/Kg	1	5	08/28/08 2:04	ear/aeh
Nickel, total (3050)	M6010B ICP	10			mg/Kg	1	5	08/28/08 2:04	ear/aeh
Selenium, total (3050)	M6020 ICP-MS	2.77		*	mg/Kg	0.05	0.3	08/29/08 7:20	erf/rac
Thallium, total (3050)	M6020 ICP-MS	0.21	B	*	mg/Kg	0.05	0.3	08/28/08 9:29	erf/rac
Uranium, total (3050)	M6020 ICP-MS	8.97		*	mg/Kg	0.05	0.3	08/28/08 9:29	erf/rac
Zinc, total (3050)	M6010B ICP	238		*	mg/Kg	1	5	08/28/08 2:04	ear/aeh

Soil Analysis

Parameter	EPA Method	Result	Qual	XQ	Units	MDL	PQL	Date	Analyst
Solids, Percent	CLPSOW390, PART F, D-98	93.3		*	%	0.1	0.5	08/20/08 1:43	bjl

Soil Preparation

Parameter	EPA Method	Result	Qual	XQ	Units	MDL	PQL	Date	Analyst
Air Dry at 34 Degrees C	USDA No. 1, 1972			*				08/19/08 4:34	bjl
Digestion - Hot Plate	M3050B ICP-MS							08/24/08 14:32	bjl
Sieve-2000 um (2.0mm)	ASA No.9, 15-4.2.2			*				08/24/08 4:05	lwt/bjl

Arizona license number: AZ0102

** Please refer to Qualifier Reports for details.*

ACZ Laboratories, Inc.
2773 Downhill Drive Steamboat Springs, CO 80487 (800) 334-5493

Inorganic Analytical Results

FMI Gold & Copper - Sierrita
Project ID: OJ07R9
Sample ID: EM-JS-07-5-7

ACZ Sample ID: ***L71176-07***
Date Sampled: *08/13/08 09:19*
Date Received: *08/14/08*
Sample Matrix: *Soil*

Metals Analysis

Parameter	EPA Method	Result	Qual	XQ	Units	MDL	PQL	Date	Analyst
Antimony, total (3050)	M6020 ICP-MS	1.2		*	mg/Kg	0.2	1	08/28/08 9:33	erf/rac
Arsenic, total (3050)	M6020 ICP-MS	9.1			mg/Kg	0.3	0.5	08/29/08 7:24	erf/rac
Barium, total (3050)	M6010B ICP	75.8			mg/Kg	0.3	2	08/28/08 2:07	ear/aeh
Beryllium, total (3050)	M6010B ICP	0.7	B		mg/Kg	0.2	1	08/29/08 23:00	aeh
Cadmium, total (3050)	M6010B ICP	0.9	B		mg/Kg	0.5	2	08/28/08 2:07	ear/aeh
Chromium, total (3050)	M6010B ICP	10			mg/Kg	1	5	08/28/08 2:07	ear/aeh
Cobalt, total (3050)	M6010B ICP	17			mg/Kg	1	5	08/28/08 2:07	ear/aeh
Copper, total (3050)	M6010B ICP	3840		*	mg/Kg	1	5	08/28/08 2:07	ear/aeh
Lead, total (3050)	M6020 ICP-MS	144		*	mg/Kg	0.05	0.3	08/28/08 9:33	erf/rac
Manganese, total (3050)	M6010B ICP	590			mg/Kg	0.5	3	08/28/08 2:07	ear/aeh
Mercury, total	M7471A CVAA	0.07	B		mg/Kg	0.04	0.2	08/30/08 22:54	jws/pmc
Molybdenum, total (3050)	M6010B ICP	343		*	mg/Kg	1	5	08/28/08 2:07	ear/aeh
Nickel, total (3050)	M6010B ICP	11			mg/Kg	1	5	08/28/08 2:07	ear/aeh
Selenium, total (3050)	M6020 ICP-MS	2.13		*	mg/Kg	0.05	0.3	08/29/08 7:24	erf/rac
Thallium, total (3050)	M6020 ICP-MS	0.26	B	*	mg/Kg	0.05	0.3	08/28/08 9:33	erf/rac
Uranium, total (3050)	M6020 ICP-MS	6.49		*	mg/Kg	0.05	0.3	08/28/08 9:33	erf/rac
Zinc, total (3050)	M6010B ICP	274		*	mg/Kg	1	5	08/28/08 2:07	ear/aeh

Soil Analysis

Parameter	EPA Method	Result	Qual	XQ	Units	MDL	PQL	Date	Analyst
Solids, Percent	CLPSOW390, PART F, D-98	91.9		*	%	0.1	0.5	08/20/08 3:54	bjl

Soil Preparation

Parameter	EPA Method	Result	Qual	XQ	Units	MDL	PQL	Date	Analyst
Air Dry at 34 Degrees C	USDA No. 1, 1972			*				08/19/08 5:06	bjl
Digestion - Hot Plate	M3050B ICP-MS							08/24/08 14:56	bjl
Sieve-2000 um (2.0mm)	ASA No.9, 15-4.2.2			*				08/24/08 5:13	lwt/bjl

Arizona license number: AZ0102

** Please refer to Qualifier Reports for details.*

ACZ Laboratories, Inc.
2773 Downhill Drive Steamboat Springs, CO 80487 (800) 334-5493

Inorganic Analytical Results

FMI Gold & Copper - Sierrita
Project ID: OJ07R9
Sample ID: EM-JS-07-10-12

ACZ Sample ID: ***L71176-08***
Date Sampled: *08/13/08 09:45*
Date Received: *08/14/08*
Sample Matrix: *Soil*

Metals Analysis

Parameter	EPA Method	Result	Qual	XQ	Units	MDL	PQL	Date	Analyst
Antimony, total (3050)	M6020 ICP-MS	2.6		*	mg/Kg	0.2	1	08/28/08 9:45	erf/rac
Arsenic, total (3050)	M6020 ICP-MS	16.1		*	mg/Kg	0.3	0.5	08/28/08 9:45	erf/rac
Barium, total (3050)	M6010B ICP	62.6			mg/Kg	0.3	2	08/28/08 2:11	ear/aeh
Beryllium, total (3050)	M6010B ICP	0.5	B		mg/Kg	0.2	1	08/29/08 23:04	aeh
Cadmium, total (3050)	M6010B ICP	2.0	B		mg/Kg	0.5	2	08/28/08 2:11	ear/aeh
Chromium, total (3050)	M6010B ICP	36			mg/Kg	1	5	08/28/08 2:11	ear/aeh
Cobalt, total (3050)	M6010B ICP	25			mg/Kg	1	5	08/28/08 2:11	ear/aeh
Copper, total (3050)	M6010B ICP	5150		*	mg/Kg	1	5	08/28/08 2:11	ear/aeh
Lead, total (3050)	M6020 ICP-MS	147		*	mg/Kg	0.05	0.3	08/28/08 9:45	erf/rac
Manganese, total (3050)	M6010B ICP	645			mg/Kg	0.5	3	08/28/08 2:11	ear/aeh
Mercury, total	M7471A CVAA	0.23			mg/Kg	0.04	0.2	08/30/08 22:56	jws/pmc
Molybdenum, total (3050)	M6010B ICP	5610		*	mg/Kg	1	5	08/28/08 2:11	ear/aeh
Nickel, total (3050)	M6010B ICP	16			mg/Kg	1	5	08/28/08 2:11	ear/aeh
Selenium, total (3050)	M6020 ICP-MS	3.96		*	mg/Kg	0.05	0.3	08/29/08 7:28	erf/rac
Thallium, total (3050)	M6020 ICP-MS	0.26	B	*	mg/Kg	0.05	0.3	08/28/08 9:45	erf/rac
Uranium, total (3050)	M6020 ICP-MS	9.21		*	mg/Kg	0.05	0.3	08/28/08 9:45	erf/rac
Zinc, total (3050)	M6010B ICP	393		*	mg/Kg	1	5	08/28/08 2:11	ear/aeh

Soil Analysis

Parameter	EPA Method	Result	Qual	XQ	Units	MDL	PQL	Date	Analyst
Solids, Percent	CLPSOW390, PART F, D-98	94.6		*	%	0.1	0.5	08/20/08 6:04	bjl

Soil Preparation

Parameter	EPA Method	Result	Qual	XQ	Units	MDL	PQL	Date	Analyst
Air Dry at 34 Degrees C	USDA No. 1, 1972			*				08/19/08 5:38	bjl
Digestion - Hot Plate	M3050B ICP-MS							08/24/08 15:19	bjl
Sieve-2000 um (2.0mm)	ASA No.9, 15-4.2.2			*				08/24/08 6:21	lwt/bjl

Arizona license number: AZ0102

** Please refer to Qualifier Reports for details.*

ACZ Laboratories, Inc.
2773 Downhill Drive Steamboat Springs, CO 80487 (800) 334-5493

Inorganic Analytical Results

FMI Gold & Copper - Sierrita
Project ID: OJ07R9
Sample ID: EM-JS-07-15-16

ACZ Sample ID: ***L71176-09***
Date Sampled: *08/13/08 09:45*
Date Received: *08/14/08*
Sample Matrix: *Soil*

Metals Analysis

Parameter	EPA Method	Result	Qual	XQ	Units	MDL	PQL	Date	Analyst
Antimony, total (3050)	M6020 ICP-MS	2.8		*	mg/Kg	0.2	1	08/28/08 9:49	erf/rac
Arsenic, total (3050)	M6020 ICP-MS	17.8		*	mg/Kg	0.3	0.5	08/28/08 9:49	erf/rac
Barium, total (3050)	M6010B ICP	118			mg/Kg	0.3	2	08/28/08 2:14	ear/aeh
Beryllium, total (3050)	M6010B ICP	2.1			mg/Kg	0.2	1	08/29/08 23:08	aeh
Cadmium, total (3050)	M6010B ICP	6.0			mg/Kg	0.5	2	08/28/08 2:14	ear/aeh
Chromium, total (3050)	M6010B ICP	45			mg/Kg	1	5	08/28/08 2:14	ear/aeh
Cobalt, total (3050)	M6010B ICP	19			mg/Kg	1	5	08/28/08 2:14	ear/aeh
Copper, total (3050)	M6010B ICP	6910		*	mg/Kg	1	5	08/28/08 2:14	ear/aeh
Lead, total (3050)	M6020 ICP-MS	120		*	mg/Kg	0.05	0.3	08/28/08 9:49	erf/rac
Manganese, total (3050)	M6010B ICP	475			mg/Kg	0.5	3	08/28/08 2:14	ear/aeh
Mercury, total	M7471A CVAA	0.13	B		mg/Kg	0.04	0.2	08/30/08 22:58	jws/pmc
Molybdenum, total (3050)	M6010B ICP	1050		*	mg/Kg	1	5	08/28/08 2:14	ear/aeh
Nickel, total (3050)	M6010B ICP	12			mg/Kg	1	5	08/28/08 2:14	ear/aeh
Selenium, total (3050)	M6020 ICP-MS	2.45		*	mg/Kg	0.05	0.3	08/29/08 7:32	erf/rac
Thallium, total (3050)	M6020 ICP-MS	0.35		*	mg/Kg	0.05	0.3	08/28/08 9:49	erf/rac
Uranium, total (3050)	M6020 ICP-MS	36.90		*	mg/Kg	0.05	0.3	08/28/08 9:49	erf/rac
Zinc, total (3050)	M6010B ICP	386		*	mg/Kg	1	5	08/28/08 2:14	ear/aeh

Soil Analysis

Parameter	EPA Method	Result	Qual	XQ	Units	MDL	PQL	Date	Analyst
Solids, Percent	CLPSOW390, PART F, D-98	79.6		*	%	0.1	0.5	08/20/08 8:15	bjl

Soil Preparation

Parameter	EPA Method	Result	Qual	XQ	Units	MDL	PQL	Date	Analyst
Air Dry at 34 Degrees C	USDA No. 1, 1972			*				08/19/08 6:09	bjl
Digestion - Hot Plate	M3050B ICP-MS							08/24/08 15:43	bjl
Sieve-2000 um (2.0mm)	ASA No.9, 15-4.2.2			*				08/24/08 7:29	lwt/bjl

Arizona license number: AZ0102

** Please refer to Qualifier Reports for details.*

Report Header Explanations

Batch	A distinct set of samples analyzed at a specific time
Found	Value of the QC Type of interest
Limit	Upper limit for RPD, in %.
Lower	Lower Recovery Limit, in % (except for LCSS, mg/Kg)
MDL	Method Detection Limit. Same as Minimum Reporting Limit. Allows for instrument and annual fluctuations.
PCN/SCN	A number assigned to reagents/standards to trace to the manufacturer's certificate of analysis
PQL	Practical Quantitation Limit, typically 5 times the MDL.
QC	True Value of the Control Sample or the amount added to the Spike
Rec	Amount of the true value or spike added recovered, in % (except for LCSS, mg/Kg)
RPD	Relative Percent Difference, calculation used for Duplicate QC Types
Upper	Upper Recovery Limit, in % (except for LCSS, mg/Kg)
Sample	Value of the Sample of interest

QC Sample Types

AS	Analytical Spike (Post Digestion)	*LCSWD*	Laboratory Control Sample - Water Duplicate
ASD	Analytical Spike (Post Digestion) Duplicate	*LFB*	Laboratory Fortified Blank
CCB	Continuing Calibration Blank	*LFM*	Laboratory Fortified Matrix
CCV	Continuing Calivation Verification standard	*LFMD*	Laboratory Fortified Matrix Duplicate
DUP	Sample Duplicate	*LRB*	Laboratory Reagent Blank
ICB	Initial Calibration Blank	*MS*	Matrix Spike
ICV	Initial Calibration Verification standard	*MSD*	Matrix Spike Duplicate
ICSAB	Inter-element Correction Standard - A plus B solutions	*PBS*	Prep Blank - Soil
LCSS	Laboratory Control Sample - Soil	*PBW*	Prep Blank - Water
LCSSD	Laboratory Control Sample - Soil Duplicate	*PQV*	Practical Quantitation Verification standard
LCSW	Laboratory Control Sample - Water	*SDL*	Serial Dilution

QC Sample Type Explanations

Blanks	Verifies that there is no or minimal contamination in the prep method or calibration procedure.
Control Samples	Verifies the accuracy of the method, including the prep procedure.
Duplicates	Verifies the precision of the instrument and/or method.
Spikes/Fortified Matrix	Determines sample matrix interferences, if any.
Standard	Verifies the validity of the calibration.

ACZ Qualifiers (Qual)

B	Analyte concentration detected at a value between MDL and PQL.
H	Analysis exceeded method hold time. pH is a field test with an immediate hold time.
U	Analyte was analyzed for but not detected at the indicated MDL

Method References

(1) EPA 600/4-83-020. Methods for Chemical Analysis of Water and Wastes, March 1983.
(2) EPA 600/R-93-100. Methods for the Determination of Inorganic Substances in Environmental Samples, August 1993.
(3) EPA 600/R-94-111. Methods for the Determination of Metals in Environmental Samples - Supplement I, May 1994.
(5) EPA SW-846. Test Methods for Evaluating Solid Waste, Third Edition with Update III, December 1996.
(6) Standard Methods for the Examination of Water and Wastewater, 19th edition, 1995.

Comments

(1) QC results calculated from raw data. Results may vary slightly if the rounded values are used in the calculations.
(2) Soil, Sludge, and Plant matrices for Inorganic analyses are reported on a dry weight basis.
(3) Animal matrices for Inorganic analyses are reported on an "as received" basis.

FMI Gold & Copper - Sierrita
Project ID: OJ07R9

ACZ Project ID: ***L71176***

Antimony, total (3050) M6020 ICP-MS

ACZ ID	Type	Analyzed	PCN/SCN	QC	Sample	Found	Units	Rec	Lower	Upper	RPD	Limit	Qual
WG250786													
WG250786ICV	ICV	08/28/08 7:52	MS080813-2	.02006		.02051	mg/L	102.2	90	110			
WG250786ICB	ICB	08/28/08 7:56				U	mg/L		-0.0012	0.0012			
WG250512PBS	PBS	08/28/08 8:13				.28	mg/Kg		-0.6	0.6			
WG250512LCSS	LCSS	08/28/08 8:17	PCN30289	126		97.9	mg/Kg		63.3	189			
WG250512LCSSD	LCSSD	08/28/08 8:21	PCN30289	126		98.6	mg/Kg		63.3	189	0.7	20	
L71176-09MS	MS	08/28/08 9:53	MS080707-3	5.1	2.8	4.95	mg/Kg	42.2	75	125			M2
L71176-09MSD	MSD	08/28/08 9:57	MS080707-3	5.1	2.8	5.77	mg/Kg	58.2	75	125	15.3	20	M2

Arsenic, total (3050) M6020 ICP-MS

ACZ ID	Type	Analyzed	PCN/SCN	QC	Sample	Found	Units	Rec	Lower	Upper	RPD	Limit	Qual
WG250786													
WG250786ICV	ICV	08/28/08 7:52	MS080813-2	.05		.05107	mg/L	102.1	90	110			
WG250786ICB	ICB	08/28/08 7:56				.00097	mg/L		-0.0015	0.0015			
WG250512PBS	PBS	08/28/08 8:13				1.45	mg/Kg		-0.9	0.9			B7
WG250512LCSS	LCSS	08/28/08 8:17	PCN30289	225		223.6	mg/Kg		181	270			
WG250512LCSSD	LCSSD	08/28/08 8:21	PCN30289	225		227.2	mg/Kg		181	270	1.6	20	
L71176-09MS	MS	08/28/08 9:53	MS080707-3	25.5	17.8	42.36	mg/Kg	96.3	75	125			
L71176-09MSD	MSD	08/28/08 9:57	MS080707-3	25.5	17.8	46.87	mg/Kg	114	75	125	10.11	20	
WG250852													
WG250852ICV	ICV	08/29/08 5:48	MS080813-2	.05		.05011	mg/L	100.2	90	110			
WG250852ICB	ICB	08/29/08 5:52				U	mg/L		-0.0015	0.0015			
WG250512PBS	PBS	08/29/08 6:09				U	mg/Kg		-0.9	0.9			
WG250512LCSS	LCSS	08/29/08 6:13	PCN30289	225		226.3	mg/Kg		181	270			
WG250512LCSSD	LCSSD	08/29/08 6:18	PCN30289	225		225.6	mg/Kg		181	270	0.3	20	
L71176-09MS	MS	08/29/08 7:45	MS080707-3	25.5	16.4	36.01	mg/Kg	76.9	75	125			
L71176-09MSD	MSD	08/29/08 7:49	MS080707-3	25.5	16.4	37.12	mg/Kg	81.3	75	125	3.04	20	

Barium, total (3050) M6010B ICP

ACZ ID	Type	Analyzed	PCN/SCN	QC	Sample	Found	Units	Rec	Lower	Upper	RPD	Limit	Qual
WG250723													
WG250723ICV	ICV	08/28/08 0:00	II080820-1	2		2.0054	mg/L	100.3	90	110			
WG250723ICB	ICB	08/28/08 0:03				U	mg/L		-0.009	0.009			
WG250512PBS	PBS	08/28/08 0:44				U	mg/Kg		-0.9	0.9			
WG250512LCSS	LCSS	08/28/08 0:48	PCN30289	565		559.84	mg/Kg		461	669			
WG250512LCSSD	LCSSD	08/28/08 0:51	PCN30289	565		564.4	mg/Kg		461	669	0.8	20	
L71083-01MS	MS	08/28/08 1:09	II080811-3	50.5	52.4	96.4	mg/Kg	87.1	75	125			
L71083-01MSD	MSD	08/28/08 1:12	II080811-3	50.5	52.4	93.67	mg/Kg	81.7	75	125	2.87	20	

FMI Gold & Copper - Sierrita
Project ID: OJ07R9

ACZ Project ID: ***L71176***

Beryllium, total (3050) M6010B ICP

ACZ ID	Type	Analyzed	PCN/SCN	QC	Sample	Found	Units	Rec	Lower	Upper	RPD	Limit	Qual
WG250834													
WG250834ICV	ICV	08/29/08 21:12	II080820-1	2		1.9572	mg/L	97.9	90	110			
WG250834ICB	ICB	08/29/08 21:16				U	mg/L		-0.006	0.006			
WG250512PBS	PBS	08/29/08 21:31				U	mg/Kg		-0.6	0.6			
WG250512LCSS	LCSS	08/29/08 21:34	PCN30289	162		170.28	mg/Kg		134	190			
WG250512LCSSD	LCSSD	08/29/08 21:38	PCN30289	162		175.57	mg/Kg		134	190	3.1	20	
L71083-01MS	MS	08/29/08 21:49	II080811-3	50.5	U	49.59	mg/Kg	98.2	75	125			
L71083-01MSD	MSD	08/29/08 21:53	II080811-3	50.5	U	51.41	mg/Kg	101.8	75	125	3.6	20	
L71134-16MS	MS	08/29/08 23:41	II5XSOIL	50.5	U	55.4	mg/Kg	109.7	75	125			
L71134-16MSD	MSD	08/29/08 23:45	II5XSOIL	50.5	U	56.2	mg/Kg	111.3	75	125	1.43	20	

Cadmium, total (3050) M6010B ICP

ACZ ID	Type	Analyzed	PCN/SCN	QC	Sample	Found	Units	Rec	Lower	Upper	RPD	Limit	Qual
WG250723													
WG250723ICV	ICV	08/28/08 0:00	II080820-1	2		1.9379	mg/L	96.9	90	110			
WG250723ICB	ICB	08/28/08 0:03				U	mg/L		-0.015	0.015			
WG250512PBS	PBS	08/28/08 0:44				U	mg/Kg		-1.5	1.5			
WG250512LCSS	LCSS	08/28/08 0:48	PCN30289	69.1		66.02	mg/Kg		58.1	80.1			
WG250512LCSSD	LCSSD	08/28/08 0:51	PCN30289	69.1		68.21	mg/Kg		58.1	80.1	3.3	20	
L71083-01MS	MS	08/28/08 1:09	II080811-3	50.5	U	48.88	mg/Kg	96.8	75	125			
L71083-01MSD	MSD	08/28/08 1:12	II080811-3	50.5	U	49.81	mg/Kg	98.6	75	125	1.88	20	

Chromium, total (3050) M6010B ICP

ACZ ID	Type	Analyzed	PCN/SCN	QC	Sample	Found	Units	Rec	Lower	Upper	RPD	Limit	Qual
WG250723													
WG250723ICV	ICV	08/28/08 0:00	II080820-1	2		2.001	mg/L	100.1	90	110			
WG250723ICB	ICB	08/28/08 0:03				U	mg/L		-0.03	0.03			
WG250512PBS	PBS	08/28/08 0:44				U	mg/Kg		-3	3			
WG250512LCSS	LCSS	08/28/08 0:48	PCN30289	124		127.7	mg/Kg		101	147			
WG250512LCSSD	LCSSD	08/28/08 0:51	PCN30289	124		132.1	mg/Kg		101	147	3.4	20	
L71083-01MS	MS	08/28/08 1:09	II080811-3	50.5	7	58.2	mg/Kg	101.4	75	125			
L71083-01MSD	MSD	08/28/08 1:12	II080811-3	50.5	7	58.4	mg/Kg	101.8	75	125	0.34	20	

Cobalt, total (3050) M6010B ICP

ACZ ID	Type	Analyzed	PCN/SCN	QC	Sample	Found	Units	Rec	Lower	Upper	RPD	Limit	Qual
WG250723													
WG250723ICV	ICV	08/28/08 0:00	II080820-1	2.002		1.97	mg/L	98.4	90	110			
WG250723ICB	ICB	08/28/08 0:03				U	mg/L		-0.03	0.03			
WG250512PBS	PBS	08/28/08 0:44				U	mg/Kg		-3	3			
WG250512LCSS	LCSS	08/28/08 0:48	PCN30289	115		115.9	mg/Kg		95.6	135			
WG250512LCSSD	LCSSD	08/28/08 0:51	PCN30289	115		119.3	mg/Kg		95.6	135	2.9	20	
L71083-01MS	MS	08/28/08 1:09	II080811-3	50.5	4	52.6	mg/Kg	96.2	75	125			
L71083-01MSD	MSD	08/28/08 1:12	II080811-3	50.5	4	53.8	mg/Kg	98.6	75	125	2.26	20	

FMI Gold & Copper - Sierrita
Project ID: OJ07R9

ACZ Project ID: ***L71176***

Copper, total (3050) M6010B ICP

ACZ ID	Type	Analyzed	PCN/SCN	QC	Sample	Found	Units	Rec	Lower	Upper	RPD	Limit	Qual
WG250723													
WG250723ICV	ICV	08/28/08 0:00	II080820-1	2		1.98	mg/L	99	90	110			
WG250723ICB	ICB	08/28/08 0:03				U	mg/L		-0.03	0.03			
WG250512PBS	PBS	08/28/08 0:44				U	mg/Kg		-3	3			
WG250512LCSS	LCSS	08/28/08 0:48	PCN30289	66.7		62.2	mg/Kg		53.9	79.5			
WG250512LCSSD	LCSSD	08/28/08 0:51	PCN30289	66.7		68.9	mg/Kg		53.9	79.5	10.2	20	
L71083-01MS	MS	08/28/08 1:09	II080811-3	50.5	4210	5264.7	mg/Kg	2088.5	75	125			M3
L71083-01MSD	MSD	08/28/08 1:12	II080811-3	50.5	4210	4148.9	mg/Kg	-121	75	125	23.71	20	M3 RD

Lead, total (3050) M6020 ICP-MS

ACZ ID	Type	Analyzed	PCN/SCN	QC	Sample	Found	Units	Rec	Lower	Upper	RPD	Limit	Qual
WG250786													
WG250786ICV	ICV	08/28/08 7:52	MS080813-2	.05		.04976	mg/L	99.5	90	110			
WG250786ICB	ICB	08/28/08 7:56				U	mg/L		-0.0003	0.0003			
WG250512PBS	PBS	08/28/08 8:13				U	mg/Kg		-0.15	0.15			
WG250512LCSS	LCSS	08/28/08 8:17	PCN30289	223		221.9	mg/Kg		183	264			
WG250512LCSSD	LCSSD	08/28/08 8:21	PCN30289	223		220.9	mg/Kg		183	264	0.5	20	
L71176-09MS	MS	08/28/08 9:53	MS080707-3	25.5	120	143.667	mg/Kg	92.8	75	125			
L71176-09MSD	MSD	08/28/08 9:57	MS080707-3	25.5	120	169.728	mg/Kg	195	75	125	16.63	20	MA

Manganese, total (3050) M6010B ICP

ACZ ID	Type	Analyzed	PCN/SCN	QC	Sample	Found	Units	Rec	Lower	Upper	RPD	Limit	Qual
WG250723													
WG250723ICV	ICV	08/28/08 0:00	II080820-1	2		1.9815	mg/L	99.1	90	110			
WG250723ICB	ICB	08/28/08 0:03				U	mg/L		-0.015	0.015			
WG250512PBS	PBS	08/28/08 0:44				U	mg/Kg		-1.5	1.5			
WG250512LCSS	LCSS	08/28/08 0:48	PCN30289	368		362.81	mg/Kg		304	433			
WG250512LCSSD	LCSSD	08/28/08 0:51	PCN30289	368		370.39	mg/Kg		304	433	2.1	20	
L71083-01MS	MS	08/28/08 1:09	II080811-3	50.5	108	164.13	mg/Kg	111.1	75	125			
L71083-01MSD	MSD	08/28/08 1:12	II080811-3	50.5	108	160.6	mg/Kg	104.2	75	125	2.17	20	

Mercury, total M7471A CVAA

ACZ ID	Type	Analyzed	PCN/SCN	QC	Sample	Found	Units	Rec	Lower	Upper	RPD	Limit	Qual
WG250866													
WG250866ICV	ICV	08/30/08 21:26	II080822-2	.01002		.00993	mg/L	99.1	90	110			
WG250866ICB	ICB	08/30/08 21:28				U	mg/L		-0.0006	0.0006			
WG250926													
WG250926PBS	PBS	08/30/08 22:23				U	mg/Kg		-0.12	0.12			
WG250926LCSS	LCSS	08/30/08 22:26	PCN28813	5.8		5.03	mg/Kg		3.83	7.69			
WG250926LCSSD	LCSSD	08/30/08 22:28	PCN28813	5.8		5.56	mg/Kg		3.83	7.69	10	20	
L71176-01MS	MS	08/30/08 22:33	II080822-5	.965	.06	.93	mg/Kg	90.2	85	115			
L71176-01MSD	MSD	08/30/08 22:36	II080822-5	.955	.06	.933	mg/Kg	91.4	85	115	0.32	20	

FMI Gold & Copper - Sierrita ACZ Project ID: ***L71176***

Project ID: OJ07R9

Molybdenum, total (3050) M6010B ICP

ACZ ID	Type	Analyzed	PCN/SCN	QC	Sample	Found	Units	Rec	Lower	Upper	RPD	Limit	Qual
WG250723													
WG250723ICV	ICV	08/28/08 0:00	II080820-1	2		1.988	mg/L	99.4	90	110			
WG250723ICB	ICB	08/28/08 0:03				U	mg/L		-0.03	0.03			
WG250512PBS	PBS	08/28/08 0:44				U	mg/Kg		-3	3			
WG250512LCSS	LCSS	08/28/08 0:48	PCN30289	107		113.4	mg/Kg		83.8	130			
WG250512LCSSD	LCSSD	08/28/08 0:51	PCN30289	107		114.7	mg/Kg		83.8	130	1.1	20	
L71083-01MS	MS	08/28/08 1:09	II080811-3	50.5	530	647	mg/Kg	231.7	75	125			M3
L71083-01MSD	MSD	08/28/08 1:12	II080811-3	50.5	530	592.3	mg/Kg	123.4	75	125	8.83	20	

Nickel, total (3050) M6010B ICP

ACZ ID	Type	Analyzed	PCN/SCN	QC	Sample	Found	Units	Rec	Lower	Upper	RPD	Limit	Qual
WG250723													
WG250723ICV	ICV	08/28/08 0:00	II080820-1	2.004		1.92	mg/L	95.8	90	110			
WG250723ICB	ICB	08/28/08 0:03				U	mg/L		-0.03	0.03			
WG250512PBS	PBS	08/28/08 0:44				U	mg/Kg		-3	3			
WG250512LCSS	LCSS	08/28/08 0:48	PCN30289	172		169	mg/Kg		140	204			
WG250512LCSSD	LCSSD	08/28/08 0:51	PCN30289	172		177.7	mg/Kg		140	204	5	20	
L71083-01MS	MS	08/28/08 1:09	II080811-3	50.3485	U	48.8	mg/Kg	96.9	75	125			
L71083-01MSD	MSD	08/28/08 1:12	II080811-3	50.3485	U	50	mg/Kg	99.3	75	125	2.43	20	

Selenium, total (3050) M6020 ICP-MS

ACZ ID	Type	Analyzed	PCN/SCN	QC	Sample	Found	Units	Rec	Lower	Upper	RPD	Limit	Qual
WG250852													
WG250852ICV	ICV	08/29/08 5:48	MS080813-2	.05		.05026	mg/L	100.5	90	110			
WG250852ICB	ICB	08/29/08 5:52				U	mg/L		-0.0003	0.0003			
WG250512PBS	PBS	08/29/08 6:09				.06	mg/Kg		-0.15	0.15			
WG250512LCSS	LCSS	08/29/08 6:13	PCN30289	147		150.3	mg/Kg		114	180			
WG250512LCSSD	LCSSD	08/29/08 6:18	PCN30289	147		139.95	mg/Kg		114	180	7.1	20	
L71176-09MS	MS	08/29/08 7:45	MS080707-3	12.75	2.45	12.674	mg/Kg	80.2	75	125			
L71176-09MSD	MSD	08/29/08 7:49	MS080707-3	12.75	2.45	12.923	mg/Kg	82.1	75	125	1.95	20	

Solids, Percent CLPSOW390, PART F, D-98

ACZ ID	Type	Analyzed	PCN/SCN	QC	Sample	Found	Units	Rec	Lower	Upper	RPD	Limit	Qual
WG250225													
WG250225PBS	PBS	08/19/08 10:30				U	%		99.9	100.1			
L71176-01DUP	DUP	08/19/08 14:51			93.6	94.48	%				0.9	20	

Thallium, total (3050) M6020 ICP-MS

ACZ ID	Type	Analyzed	PCN/SCN	QC	Sample	Found	Units	Rec	Lower	Upper	RPD	Limit	Qual
WG250786													
WG250786ICV	ICV	08/28/08 7:52	MS080813-2	.05		.05245	mg/L	104.9	90	110			
WG250786ICB	ICB	08/28/08 7:56				U	mg/L		-0.0003	0.0003			
WG250512PBS	PBS	08/28/08 8:13				U	mg/Kg		-0.15	0.15			
WG250512LCSS	LCSS	08/28/08 8:17	PCN30289	173		182.5	mg/Kg		140	205			
WG250512LCSSD	LCSSD	08/28/08 8:21	PCN30289	173		183.1	mg/Kg		140	205	0.3	20	
L71176-09MS	MS	08/28/08 9:53	MS080707-3	25.551	.35	29.325	mg/Kg	113.4	75	125			
L71176-09MSD	MSD	08/28/08 9:57	MS080707-3	25.551	.35	32.895	mg/Kg	127.4	75	125	11.48	20	MA

FMI Gold & Copper - Sierrita
Project ID: OJ07R9

ACZ Project ID: ***L71176***

Uranium, total (3050) M6020 ICP-MS

ACZ ID	Type	Analyzed	PCN/SCN	QC	Sample	Found	Units	Rec	Lower	Upper	RPD	Limit	Qual
WG250786													
WG250786ICV	ICV	08/28/08 7:52	MS080813-2	.05		.04877	mg/L	97.5	90	110			
WG250786ICB	ICB	08/28/08 7:56				U	mg/L		-0.0003	0.0003			
WG250512PBS	PBS	08/28/08 8:13				U	mg/Kg		-0.15	0.15			
L71176-09MS	MS	08/28/08 9:53	MS080707-3	12.75	36.9	47.756	mg/Kg	85.1	75	125			
L71176-09MSD	MSD	08/28/08 9:57	MS080707-3	12.75	36.9	67.575	mg/Kg	240.6	75	125	34.37	20	M1 RD

Zinc, total (3050) M6010B ICP

ACZ ID	Type	Analyzed	PCN/SCN	QC	Sample	Found	Units	Rec	Lower	Upper	RPD	Limit	Qual
WG250723													
WG250723ICV	ICV	08/28/08 0:00	II080820-1	2		1.983	mg/L	99.2	90	110			
WG250723ICB	ICB	08/28/08 0:03				U	mg/L		-0.03	0.03			
WG250512PBS	PBS	08/28/08 0:44				U	mg/Kg		-3	3			
WG250512LCSS	LCSS	08/28/08 0:48	PCN30289	349		339.1	mg/Kg		280	418			
WG250512LCSSD	LCSSD	08/28/08 0:51	PCN30289	349		355	mg/Kg		280	418	4.6	20	
L71083-01MS	MS	08/28/08 1:09	II080811-3	50.5	51	91.2	mg/Kg	79.6	75	125			
L71083-01MSD	MSD	08/28/08 1:12	II080811-3	50.5	51	93.7	mg/Kg	84.6	75	125	2.7	20	

ACZ Laboratories, Inc.
2773 Downhill Drive Steamboat Springs, CO 80487 (800) 334-5493

Inorganic Extended Qualifier Report

FMI Gold & Copper - Sierrita ACZ Project ID: ***L71176***

ACZ ID	WORKNUM	PARAMETER	METHOD	QUAL	DESCRIPTION
L71176-01	WG250786	Antimony, total (3050)	M6020 ICP-MS	M2	Matrix spike recovery was low, the recovery of the associated control sample (LCS or LFB) was acceptable.
	WG250723	Copper, total (3050)	M6010B ICP	BB	Target analyte detected in calibration blank at or above acceptance limit. Sample value was > 10X the concentration in the calibration blank.
			M6010B ICP	M3	The spike recovery value is unusable since the analyte concentration in the sample is disproportionate to the spike level. The recovery of the associated control sample (LCS or LFB) was acceptable.
			M6010B ICP	RD	For a solid matrix, the duplicate RPD (spike or matrix) exceeded the control limit, which is attributable to the non-homogeneity of the sample.
	WG250786	Lead, total (3050)	M6020 ICP-MS	MA	Recovery for either the spike or spike duplicate was outside of the acceptance limits; the RPD was within the acceptance limits.
	WG250723	Molybdenum, total (3050)	M6010B ICP	M3	The spike recovery value is unusable since the analyte concentration in the sample is disproportionate to the spike level. The recovery of the associated control sample (LCS or LFB) was acceptable.
	WG250852	Selenium, total (3050)	M6020 ICP-MS	ZB	The ICP-MS Serial Dilution was not used for data validation because the sample concentration was less than 100 times the MDL.
	WG250786	Thallium, total (3050)	M6020 ICP-MS	MA	Recovery for either the spike or spike duplicate was outside of the acceptance limits; the RPD was within the acceptance limits.
		Uranium, total (3050)	M6020 ICP-MS	M1	Matrix spike recovery was high, the recovery of the associated control sample (LCS or LFB) was acceptable.
			M6020 ICP-MS	RD	For a solid matrix, the duplicate RPD (spike or matrix) exceeded the control limit, which is attributable to the non-homogeneity of the sample.
			M6020 ICP-MS	ZH	Serial Dilution exceeded the acceptance criteria. Matrix interference [physical or chemical] is suspected.
	WG250723	Zinc, total (3050)	M6010B ICP	ZH	Serial Dilution exceeded the acceptance criteria. Matrix interference [physical or chemical] is suspected.

FMI Gold & Copper - Sierrita ACZ Project ID: ***L71176***

ACZ ID	WORKNUM	PARAMETER	METHOD	QUAL	DESCRIPTION
L71176-02	WG250786	Antimony, total (3050)	M6020 ICP-MS	M2	Matrix spike recovery was low, the recovery of the associated control sample (LCS or LFB) was acceptable.
	WG250723	Copper, total (3050)	M6010B ICP	BB	Target analyte detected in calibration blank at or above acceptance limit. Sample value was > 10X the concentration in the calibration blank.
			M6010B ICP	M3	The spike recovery value is unusable since the analyte concentration in the sample is disproportionate to the spike level. The recovery of the associated control sample (LCS or LFB) was acceptable.
			M6010B ICP	RD	For a solid matrix, the duplicate RPD (spike or matrix) exceeded the control limit, which is attributable to the non-homogeneity of the sample.
	WG250786	Lead, total (3050)	M6020 ICP-MS	MA	Recovery for either the spike or spike duplicate was outside of the acceptance limits; the RPD was within the acceptance limits.
	WG250723	Molybdenum, total (3050)	M6010B ICP	M3	The spike recovery value is unusable since the analyte concentration in the sample is disproportionate to the spike level. The recovery of the associated control sample (LCS or LFB) was acceptable.
	WG250852	Selenium, total (3050)	M6020 ICP-MS	ZB	The ICP-MS Serial Dilution was not used for data validation because the sample concentration was less than 100 times the MDL.
	WG250786	Thallium, total (3050)	M6020 ICP-MS	MA	Recovery for either the spike or spike duplicate was outside of the acceptance limits; the RPD was within the acceptance limits.
		Uranium, total (3050)	M6020 ICP-MS	M1	Matrix spike recovery was high, the recovery of the associated control sample (LCS or LFB) was acceptable.
			M6020 ICP-MS	RD	For a solid matrix, the duplicate RPD (spike or matrix) exceeded the control limit, which is attributable to the non-homogeneity of the sample.
			M6020 ICP-MS	ZH	Serial Dilution exceeded the acceptance criteria. Matrix interference [physical or chemical] is suspected.
	WG250723	Zinc, total (3050)	M6010B ICP	ZH	Serial Dilution exceeded the acceptance criteria. Matrix interference [physical or chemical] is suspected.

FMI Gold & Copper - Sierrita ACZ Project ID: ***L71176***

ACZ ID	WORKNUM	PARAMETER	METHOD	QUAL	DESCRIPTION
L71176-03	WG250786	Antimony, total (3050)	M6020 ICP-MS	M2	Matrix spike recovery was low, the recovery of the associated control sample (LCS or LFB) was acceptable.
	WG250723	Copper, total (3050)	M6010B ICP	BB	Target analyte detected in calibration blank at or above acceptance limit. Sample value was > 10X the concentration in the calibration blank.
			M6010B ICP	M3	The spike recovery value is unusable since the analyte concentration in the sample is disproportionate to the spike level. The recovery of the associated control sample (LCS or LFB) was acceptable.
			M6010B ICP	RD	For a solid matrix, the duplicate RPD (spike or matrix) exceeded the control limit, which is attributable to the non-homogeneity of the sample.
	WG250786	Lead, total (3050)	M6020 ICP-MS	MA	Recovery for either the spike or spike duplicate was outside of the acceptance limits; the RPD was within the acceptance limits.
	WG250723	Molybdenum, total (3050)	M6010B ICP	M3	The spike recovery value is unusable since the analyte concentration in the sample is disproportionate to the spike level. The recovery of the associated control sample (LCS or LFB) was acceptable.
	WG250852	Selenium, total (3050)	M6020 ICP-MS	ZB	The ICP-MS Serial Dilution was not used for data validation because the sample concentration was less than 100 times the MDL.
	WG250786	Thallium, total (3050)	M6020 ICP-MS	MA	Recovery for either the spike or spike duplicate was outside of the acceptance limits; the RPD was within the acceptance limits.
		Uranium, total (3050)	M6020 ICP-MS	M1	Matrix spike recovery was high, the recovery of the associated control sample (LCS or LFB) was acceptable.
			M6020 ICP-MS	RD	For a solid matrix, the duplicate RPD (spike or matrix) exceeded the control limit, which is attributable to the non-homogeneity of the sample.
			M6020 ICP-MS	ZH	Serial Dilution exceeded the acceptance criteria. Matrix interference [physical or chemical] is suspected.
	WG250723	Zinc, total (3050)	M6010B ICP	ZH	Serial Dilution exceeded the acceptance criteria. Matrix interference [physical or chemical] is suspected.

FMI Gold & Copper - Sierrita ACZ Project ID: ***L71176***

ACZ ID	WORKNUM	PARAMETER	METHOD	QUAL	DESCRIPTION
L71176-04	WG250786	Antimony, total (3050)	M6020 ICP-MS	M2	Matrix spike recovery was low, the recovery of the associated control sample (LCS or LFB) was acceptable.
		Arsenic, total (3050)	M6020 ICP-MS	B7	Target analyte detected in prep / method blank at or above acceptance limit. Sample value is > 10X the concentration in the method blank.
			M6020 ICP-MS	ZB	The ICP-MS Serial Dilution was not used for data validation because the sample concentration was less than 100 times the MDL.
	WG250723	Copper, total (3050)	M6010B ICP	BB	Target analyte detected in calibration blank at or above acceptance limit. Sample value was > 10X the concentration in the calibration blank.
			M6010B ICP	M3	The spike recovery value is unusable since the analyte concentration in the sample is disproportionate to the spike level. The recovery of the associated control sample (LCS or LFB) was acceptable.
			M6010B ICP	RD	For a solid matrix, the duplicate RPD (spike or matrix) exceeded the control limit, which is attributable to the non-homogeneity of the sample.
	WG250786	Lead, total (3050)	M6020 ICP-MS	MA	Recovery for either the spike or spike duplicate was outside of the acceptance limits; the RPD was within the acceptance limits.
	WG250723	Molybdenum, total (3050)	M6010B ICP	M3	The spike recovery value is unusable since the analyte concentration in the sample is disproportionate to the spike level. The recovery of the associated control sample (LCS or LFB) was acceptable.
	WG250852	Selenium, total (3050)	M6020 ICP-MS	ZB	The ICP-MS Serial Dilution was not used for data validation because the sample concentration was less than 100 times the MDL.
	WG250786	Thallium, total (3050)	M6020 ICP-MS	MA	Recovery for either the spike or spike duplicate was outside of the acceptance limits; the RPD was within the acceptance limits.
		Uranium, total (3050)	M6020 ICP-MS	M1	Matrix spike recovery was high, the recovery of the associated control sample (LCS or LFB) was acceptable.
			M6020 ICP-MS	RD	For a solid matrix, the duplicate RPD (spike or matrix) exceeded the control limit, which is attributable to the non-homogeneity of the sample.
			M6020 ICP-MS	ZH	Serial Dilution exceeded the acceptance criteria. Matrix interference [physical or chemical] is suspected.
	WG250723	Zinc, total (3050)	M6010B ICP	ZH	Serial Dilution exceeded the acceptance criteria. Matrix interference [physical or chemical] is suspected.

ACZ Laboratories, Inc.
2773 Downhill Drive Steamboat Springs, CO 80487 (800) 334-5493

Inorganic Extended Qualifier Report

FMI Gold & Copper - Sierrita ACZ Project ID: ***L71176***

ACZ ID	WORKNUM	PARAMETER	METHOD	QUAL	DESCRIPTION
L71176-05	WG250786	Antimony, total (3050)	M6020 ICP-MS	M2	Matrix spike recovery was low, the recovery of the associated control sample (LCS or LFB) was acceptable.
	WG250723	Copper, total (3050)	M6010B ICP	BB	Target analyte detected in calibration blank at or above acceptance limit. Sample value was > 10X the concentration in the calibration blank.
			M6010B ICP	M3	The spike recovery value is unusable since the analyte concentration in the sample is disproportionate to the spike level. The recovery of the associated control sample (LCS or LFB) was acceptable.
			M6010B ICP	RD	For a solid matrix, the duplicate RPD (spike or matrix) exceeded the control limit, which is attributable to the non-homogeneity of the sample.
	WG250786	Lead, total (3050)	M6020 ICP-MS	MA	Recovery for either the spike or spike duplicate was outside of the acceptance limits; the RPD was within the acceptance limits.
	WG250723	Molybdenum, total (3050)	M6010B ICP	M3	The spike recovery value is unusable since the analyte concentration in the sample is disproportionate to the spike level. The recovery of the associated control sample (LCS or LFB) was acceptable.
	WG250852	Selenium, total (3050)	M6020 ICP-MS	ZB	The ICP-MS Serial Dilution was not used for data validation because the sample concentration was less than 100 times the MDL.
	WG250786	Thallium, total (3050)	M6020 ICP-MS	MA	Recovery for either the spike or spike duplicate was outside of the acceptance limits; the RPD was within the acceptance limits.
		Uranium, total (3050)	M6020 ICP-MS	M1	Matrix spike recovery was high, the recovery of the associated control sample (LCS or LFB) was acceptable.
			M6020 ICP-MS	RD	For a solid matrix, the duplicate RPD (spike or matrix) exceeded the control limit, which is attributable to the non-homogeneity of the sample.
			M6020 ICP-MS	ZH	Serial Dilution exceeded the acceptance criteria. Matrix interference [physical or chemical] is suspected.
	WG250723	Zinc, total (3050)	M6010B ICP	ZH	Serial Dilution exceeded the acceptance criteria. Matrix interference [physical or chemical] is suspected.

ACZ Laboratories, Inc.
2773 Downhill Drive Steamboat Springs, CO 80487 (800) 334-5493

Inorganic Extended Qualifier Report

FMI Gold & Copper - Sierrita ACZ Project ID: ***L71176***

ACZ ID	WORKNUM	PARAMETER	METHOD	QUAL	DESCRIPTION
L71176-06	WG250786	Antimony, total (3050)	M6020 ICP-MS	M2	Matrix spike recovery was low, the recovery of the associated control sample (LCS or LFB) was acceptable.
	WG250723	Copper, total (3050)	M6010B ICP	BB	Target analyte detected in calibration blank at or above acceptance limit. Sample value was > 10X the concentration in the calibration blank.
			M6010B ICP	M3	The spike recovery value is unusable since the analyte concentration in the sample is disproportionate to the spike level. The recovery of the associated control sample (LCS or LFB) was acceptable.
			M6010B ICP	RD	For a solid matrix, the duplicate RPD (spike or matrix) exceeded the control limit, which is attributable to the non-homogeneity of the sample.
	WG250786	Lead, total (3050)	M6020 ICP-MS	MA	Recovery for either the spike or spike duplicate was outside of the acceptance limits; the RPD was within the acceptance limits.
	WG250723	Molybdenum, total (3050)	M6010B ICP	M3	The spike recovery value is unusable since the analyte concentration in the sample is disproportionate to the spike level. The recovery of the associated control sample (LCS or LFB) was acceptable.
	WG250852	Selenium, total (3050)	M6020 ICP-MS	ZB	The ICP-MS Serial Dilution was not used for data validation because the sample concentration was less than 100 times the MDL.
	WG250786	Thallium, total (3050)	M6020 ICP-MS	MA	Recovery for either the spike or spike duplicate was outside of the acceptance limits; the RPD was within the acceptance limits.
		Uranium, total (3050)	M6020 ICP-MS	M1	Matrix spike recovery was high, the recovery of the associated control sample (LCS or LFB) was acceptable.
			M6020 ICP-MS	RD	For a solid matrix, the duplicate RPD (spike or matrix) exceeded the control limit, which is attributable to the non-homogeneity of the sample.
			M6020 ICP-MS	ZH	Serial Dilution exceeded the acceptance criteria. Matrix interference [physical or chemical] is suspected.
	WG250723	Zinc, total (3050)	M6010B ICP	ZH	Serial Dilution exceeded the acceptance criteria. Matrix interference [physical or chemical] is suspected.

ACZ Laboratories, Inc.
2773 Downhill Drive Steamboat Springs, CO 80487 (800) 334-5493

Inorganic Extended Qualifier Report

FMI Gold & Copper - Sierrita ACZ Project ID: ***L71176***

ACZ ID	WORKNUM	PARAMETER	METHOD	QUAL	DESCRIPTION
L71176-07	WG250786	Antimony, total (3050)	M6020 ICP-MS	M2	Matrix spike recovery was low, the recovery of the associated control sample (LCS or LFB) was acceptable.
	WG250723	Copper, total (3050)	M6010B ICP	BB	Target analyte detected in calibration blank at or above acceptance limit. Sample value was > 10X the concentration in the calibration blank.
			M6010B ICP	M3	The spike recovery value is unusable since the analyte concentration in the sample is disproportionate to the spike level. The recovery of the associated control sample (LCS or LFB) was acceptable.
			M6010B ICP	RD	For a solid matrix, the duplicate RPD (spike or matrix) exceeded the control limit, which is attributable to the non-homogeneity of the sample.
	WG250786	Lead, total (3050)	M6020 ICP-MS	MA	Recovery for either the spike or spike duplicate was outside of the acceptance limits; the RPD was within the acceptance limits.
	WG250723	Molybdenum, total (3050)	M6010B ICP	M3	The spike recovery value is unusable since the analyte concentration in the sample is disproportionate to the spike level. The recovery of the associated control sample (LCS or LFB) was acceptable.
	WG250852	Selenium, total (3050)	M6020 ICP-MS	ZB	The ICP-MS Serial Dilution was not used for data validation because the sample concentration was less than 100 times the MDL.
	WG250786	Thallium, total (3050)	M6020 ICP-MS	MA	Recovery for either the spike or spike duplicate was outside of the acceptance limits; the RPD was within the acceptance limits.
		Uranium, total (3050)	M6020 ICP-MS	M1	Matrix spike recovery was high, the recovery of the associated control sample (LCS or LFB) was acceptable.
			M6020 ICP-MS	RD	For a solid matrix, the duplicate RPD (spike or matrix) exceeded the control limit, which is attributable to the non-homogeneity of the sample.
			M6020 ICP-MS	ZH	Serial Dilution exceeded the acceptance criteria. Matrix interference [physical or chemical] is suspected.
	WG250723	Zinc, total (3050)	M6010B ICP	ZH	Serial Dilution exceeded the acceptance criteria. Matrix interference [physical or chemical] is suspected.

ACZ Laboratories, Inc.
2773 Downhill Drive Steamboat Springs, CO 80487 (800) 334-5493

Inorganic Extended Qualifier Report

FMI Gold & Copper - Sierrita ACZ Project ID: ***L71176***

ACZ ID	WORKNUM	PARAMETER	METHOD	QUAL	DESCRIPTION
L71176-08	WG250786	Antimony, total (3050)	M6020 ICP-MS	M2	Matrix spike recovery was low, the recovery of the associated control sample (LCS or LFB) was acceptable.
		Arsenic, total (3050)	M6020 ICP-MS	B7	Target analyte detected in prep / method blank at or above acceptance limit. Sample value is > 10X the concentration in the method blank.
			M6020 ICP-MS	ZB	The ICP-MS Serial Dilution was not used for data validation because the sample concentration was less than 100 times the MDL.
	WG250723	Copper, total (3050)	M6010B ICP	BB	Target analyte detected in calibration blank at or above acceptance limit. Sample value was > 10X the concentration in the calibration blank.
			M6010B ICP	M3	The spike recovery value is unusable since the analyte concentration in the sample is disproportionate to the spike level. The recovery of the associated control sample (LCS or LFB) was acceptable.
			M6010B ICP	RD	For a solid matrix, the duplicate RPD (spike or matrix) exceeded the control limit, which is attributable to the non-homogeneity of the sample.
	WG250786	Lead, total (3050)	M6020 ICP-MS	MA	Recovery for either the spike or spike duplicate was outside of the acceptance limits; the RPD was within the acceptance limits.
	WG250723	Molybdenum, total (3050)	M6010B ICP	M3	The spike recovery value is unusable since the analyte concentration in the sample is disproportionate to the spike level. The recovery of the associated control sample (LCS or LFB) was acceptable.
	WG250852	Selenium, total (3050)	M6020 ICP-MS	ZB	The ICP-MS Serial Dilution was not used for data validation because the sample concentration was less than 100 times the MDL.
	WG250786	Thallium, total (3050)	M6020 ICP-MS	MA	Recovery for either the spike or spike duplicate was outside of the acceptance limits; the RPD was within the acceptance limits.
		Uranium, total (3050)	M6020 ICP-MS	M1	Matrix spike recovery was high, the recovery of the associated control sample (LCS or LFB) was acceptable.
			M6020 ICP-MS	RD	For a solid matrix, the duplicate RPD (spike or matrix) exceeded the control limit, which is attributable to the non-homogeneity of the sample.
			M6020 ICP-MS	ZH	Serial Dilution exceeded the acceptance criteria. Matrix interference [physical or chemical] is suspected.
	WG250723	Zinc, total (3050)	M6010B ICP	ZH	Serial Dilution exceeded the acceptance criteria. Matrix interference [physical or chemical] is suspected.

FMI Gold & Copper - Sierrita ACZ Project ID: ***L71176***

ACZ ID	WORKNUM	PARAMETER	METHOD	QUAL	DESCRIPTION
L71176-09	WG250786	Antimony, total (3050)	M6020 ICP-MS	M2	Matrix spike recovery was low, the recovery of the associated control sample (LCS or LFB) was acceptable.
		Arsenic, total (3050)	M6020 ICP-MS	B7	Target analyte detected in prep / method blank at or above acceptance limit. Sample value is > 10X the concentration in the method blank.
			M6020 ICP-MS	ZB	The ICP-MS Serial Dilution was not used for data validation because the sample concentration was less than 100 times the MDL.
	WG250723	Copper, total (3050)	M6010B ICP	BB	Target analyte detected in calibration blank at or above acceptance limit. Sample value was > 10X the concentration in the calibration blank.
			M6010B ICP	M3	The spike recovery value is unusable since the analyte concentration in the sample is disproportionate to the spike level. The recovery of the associated control sample (LCS or LFB) was acceptable.
			M6010B ICP	RD	For a solid matrix, the duplicate RPD (spike or matrix) exceeded the control limit, which is attributable to the non-homogeneity of the sample.
	WG250786	Lead, total (3050)	M6020 ICP-MS	MA	Recovery for either the spike or spike duplicate was outside of the acceptance limits; the RPD was within the acceptance limits.
	WG250723	Molybdenum, total (3050)	M6010B ICP	M3	The spike recovery value is unusable since the analyte concentration in the sample is disproportionate to the spike level. The recovery of the associated control sample (LCS or LFB) was acceptable.
	WG250852	Selenium, total (3050)	M6020 ICP-MS	ZB	The ICP-MS Serial Dilution was not used for data validation because the sample concentration was less than 100 times the MDL.
	WG250786	Thallium, total (3050)	M6020 ICP-MS	MA	Recovery for either the spike or spike duplicate was outside of the acceptance limits; the RPD was within the acceptance limits.
		Uranium, total (3050)	M6020 ICP-MS	M1	Matrix spike recovery was high, the recovery of the associated control sample (LCS or LFB) was acceptable.
			M6020 ICP-MS	RD	For a solid matrix, the duplicate RPD (spike or matrix) exceeded the control limit, which is attributable to the non-homogeneity of the sample.
			M6020 ICP-MS	ZH	Serial Dilution exceeded the acceptance criteria. Matrix interference [physical or chemical] is suspected.
	WG250723	Zinc, total (3050)	M6010B ICP	ZH	Serial Dilution exceeded the acceptance criteria. Matrix interference [physical or chemical] is suspected.

Metals Analysis

The following parameters are not offered for certification or are not covered by NELAC certificate #ACZ.

Uranium, total (3050)	M6020 ICP-MS

Soil Analysis

The following parameters are not offered for certification or are not covered by NELAC certificate #ACZ.

Solids, Percent	CLPSOW390, PART F, D-98

ACZ Laboratories, Inc.
2773 Downhill Drive Steamboat Springs, CO 80487 (800) 334-5493

Sample Receipt

FMI Gold & Copper - Sierrita
OJ07R9

ACZ Project ID: L71176
Date Received: 8/14/2008
Received By:
Date Printed: 8/14/2008

Receipt Verification

	YES	NO	NA
1) Does this project require special handling procedures such as CLP protocol?			X
2) Are the custody seals on the cooler intact?	X		
3) Are the custody seals on the sample containers intact?			X
4) Is there a Chain of Custody or other directive shipping papers present?	X		
5) Is the Chain of Custody complete?	X		
6) Is the Chain of Custody in agreement with the samples received?	X		
7) Is there enough sample for all requested analyses?	X		
8) Are all samples within holding times for requested analyses?	X		
9) Were all sample containers received intact?	X		
10) Are the temperature blanks present?			X
11) Are the trip blanks (VOA and/or Cyanide) present?			X
12) Are samples requiring no headspace, headspace free?			X
13) Do the samples that require a Foreign Soils Permit have one?			X

Exceptions: If you answered no to any of the above questions, please describe

N/A

Contact (For any discrepancies, the client must be contacted)

N/A

Shipping Containers

Cooler Id	Temp (°C)	Rad (µR/hr)
2922	5.5	16

Client must contact ACZ Project Manager if analysis should not proceed for samples received outside of thermal preservation acceptance criteria.

Notes

ACZ Laboratories, Inc.
2773 Downhill Drive Steamboat Springs, CO 80487 (800) 334-5493

Sample Receipt

FMI Gold & Copper - Sierrita
OJ07R9

ACZ Project ID: L71176
Date Received: 8/14/2008
Received By:

Sample Container Preservation

SAMPLE	CLIENT ID	R < 2	G < 2	BK < 2	Y< 2	YG< 2	B< 2	O < 2	T >12	N/A	RAD	ID
L71176-01	EM-JS-06-0-1									X		
L71176-02	EM-JS-06-1-3									X		
L71176-03	EM-JS-06-5-7									X		
L71176-04	EM-JS-06-10-11									X		
L71176-05	EM-JS-07-0-1									X		
L71176-06	EM-JS-07-1-3									X		
L71176-07	EM-JS-07-5-7									X		
L71176-08	EM-JS-07-10-12									X		
L71176-09	EM-JS-07-15-16									X		

Sample Container Preservation Legend

Abbreviation	Description	Container Type	Preservative/Limits
R	Raw/Nitric	RED	pH must be < 2
B	Filtered/Sulfuric	BLUE	pH must be < 2
BK	Filtered/Nitric	BLACK	pH must be < 2
G	Filtered/Nitric	GREEN	pH must be < 2
O	Raw/Sulfuric	ORANGE	pH must be < 2
P	Raw/NaOH	PURPLE	pH must be > 12 *
T	Raw/NaOH _Zinc Acetate	TAN	pH must be > 12
Y	Raw/Sulfuric	YELLOW	pH must be < 2
YG	Raw/Sulfuric	YELLOW GLASS	pH must be < 2
N/A	No preservative needed	Not applicable	
RAD	Gamma/Beta dose rate	Not applicable	must be < 250 µR/hr

* pH check performed by analyst prior to sample preparation

Sample IDs Reviewed By: _____

ACZ Laboratories, Inc. L71176

2773 Downhill Drive Steamboat Springs, CO 80487 (800) 334-5493

CHAIN of CUSTODY

Report to:

Name: Ned Hall	Address: 6200 W. Duvall Mine Rd.
Company: EMI	P.O. Box 527, Green Valley, AZ
E-mail: Ned-Hall@EMI.com	Telephone: (520) 648-8857

Copy of Report to:

Name: Steven Vaughn @urscorp.com	E-mail: Rick-Smith@urscorp.com
Company:	Telephone:

Invoice to:

Name: Ned Hall	Address: 6200 W. Duvall Mine Rd.
Company: FMI	P.O. Box 527, Green Valley, AZ
E-mail: Ned-Hall@FMI.com	Telephone: (520) 648-8857

If sample(s) received past holding time (HT), or if insufficient HT remains to complete analysis before expiration, shall ACZ proceed with requested short HT analyses? YES ☐ NO ☐

If "NO" then ACZ will contact client for further instruction. If neither "YES" nor "NO" is indicated, ACZ will proceed with the requested analyses, even if HT is expired, and data will be qualified.

PROJECT INFORMATION

Quote #:

Project/PO #: OJ07R9

Reporting state for compliance testing:

Sampler's Name: Armando Jimenez

Are any samples NRC licensable material?

ANALYSES REQUESTED *(attach list or use quote number)*

SAMPLE IDENTIFICATION	DATE:TIME	Matrix	# of Containers	See attached Quote 7/8/08	Total Metals
EM-JS-06-0-1	8/13/08 0840	SO	1		
EM-JS-06-1-3	0840		1		
EM-JS-06-5-7	0845		1		
EM-JS-06-10-11	0850		1		
EM-JS-07-0-1	0914		1		
EM-JS-07-1-3	0914		1		
EM-JS-07-5-7	0919		1		
EM-JS-07-10-12	0945		1		
EM-JS-07-15-16	0945		1		
Equip-1	8/13/08 1335	GW	1		X

Matrix: SW (Surface Water) · GW (Ground Water) · WW (Waste Water) · DW (Drinking Water) · SL (Sludge) · SO (Soil) · OL (Oil) · Other

REMARKS/ SAMPLE DISCLOSURES

Fedex: 8616 8504 9695

PAGE 1 of 1

Please refer to ACZ's terms & conditions located on the reverse side of this COC.

RELINQUISHED BY:	DATE:TIME	RECEIVED BY:	DATE:TIME
[signature]	8/13/08 1415	Fed ex	
		MSS	8.14.08 10:44

FRMAD050.03.05.02 White - Return with sample. Yellow - Retain for your records.

ACZ Laboratories, Inc.
2773 Downhill Drive Steamboat Springs, CO 80487 (800) 334-5493

Analytical Report

September 18, 2008

Report to:
Rick Smith
URS Corp.
333 E. Wetmore Rd. Suite 400
Tucson, AZ 85705

Bill to:
Accounts Payable
FMI Gold & Copper - Sierrita
P.O. Box 2671
Phoenix, AZ 85002-2671

cc: Steve Vaughn

Project ID: OJ07R9
ACZ Project ID: L71473

Rick Smith:

Enclosed are the analytical results for sample(s) submitted to ACZ Laboratories, Inc. (ACZ) on August 28, 2008. This project has been assigned to ACZ's project number, L71473. Please reference this number in all future inquiries.

All analyses were performed according to ACZ's Quality Assurance Plan, version 12.0. The enclosed results relate only to the samples received under L71473. Each section of this report has been reviewed and approved by the appropriate Laboratory Supervisor, or a qualified substitute.

Except as noted, the test results for the methods and parameters listed on ACZ's current NELAC certificate letter (#ACZ) meet all requirements of NELAC.

This report shall be used or copied only in its entirety. ACZ is not responsible for the consequences arising from the use of a partial report.

All samples and sub-samples associated with this project will be disposed of after October 18, 2008. If the samples are determined to be hazardous, additional charges apply for disposal (typically less than $10/sample). If you would like the samples to be held longer than ACZ's stated policy or to be returned, please contact your Project Manager or Customer Service Representative for further details and associated costs. ACZ retains analytical reports for five years.

If you have any questions or other needs, please contact your Project Manager.

S. Habermehl

Scott Habermehl has reviewed
and approved this report.

ACZ Laboratories, Inc.
2773 Downhill Drive Steamboat Springs, CO 80487 (800) 334-5493

Inorganic Analytical Results

FMI Gold & Copper - Sierrita
Project ID: OJ07R9
Sample ID: CP-JS-04-0-1

ACZ Sample ID: ***L71473-01***
Date Sampled: *08/27/08 10:25*
Date Received: *08/28/08*
Sample Matrix: *Soil*

Metals Analysis

Parameter	EPA Method	Result	Qual	XQ	Units	MDL	PQL	Date	Analyst
Antimony, total (3050)	M6020 ICP-MS	0.4	B	*	mg/Kg	0.2	1	09/11/08 19:04	rac
Arsenic, total (3050)	M6020 ICP-MS	4.5		*	mg/Kg	0.3	0.5	09/11/08 19:04	rac
Barium, total (3050)	M6010B ICP	165		*	mg/Kg	0.3	2	09/05/08 21:14	ear
Beryllium, total (3050)	M6010B ICP	0.5	B	*	mg/Kg	0.2	1	09/05/08 21:14	ear
Cadmium, total (3050)	M6010B ICP		U	*	mg/Kg	0.5	2	09/05/08 21:14	ear
Chromium, total (3050)	M6010B ICP	5	B		mg/Kg	1	5	09/05/08 21:14	ear
Cobalt, total (3050)	M6010B ICP	13		*	mg/Kg	1	5	09/05/08 21:14	ear
Copper, total (3050)	M6010B ICP	1710			mg/Kg	1	5	09/17/08 10:15	aeh
Lead, total (3050)	M6020 ICP-MS	14.30			mg/Kg	0.05	0.3	09/11/08 19:04	rac
Manganese, total (3050)	M6010B ICP	396		*	mg/Kg	0.5	3	09/05/08 21:14	ear
Mercury, total	M7471A CVAA		U		mg/Kg	0.04	0.2	09/17/08 14:23	jws/nek
Molybdenum, total (3050)	M6010B ICP	223		*	mg/Kg	1	5	09/05/08 21:14	ear
Nickel, total (3050)	M6010B ICP	8		*	mg/Kg	1	5	09/05/08 21:14	ear
Selenium, total (3050)	M6020 ICP-MS	1.26		*	mg/Kg	0.05	0.3	09/11/08 19:04	rac
Thallium, total (3050)	M6020 ICP-MS	0.35		*	mg/Kg	0.05	0.3	09/11/08 19:04	rac
Uranium, total (3050)	M6020 ICP-MS	4.96		*	mg/Kg	0.05	0.3	09/11/08 19:04	rac
Zinc, total (3050)	M6010B ICP	82		*	mg/Kg	1	5	09/17/08 10:15	aeh

Soil Analysis

Parameter	EPA Method	Result	Qual	XQ	Units	MDL	PQL	Date	Analyst
Solids, Percent	CLPSOW390, PART F, D-98	95.6		*	%	0.1	0.5	08/29/08 20:08	brd/lwt

Soil Preparation

Parameter	EPA Method	Result	Qual	XQ	Units	MDL	PQL	Date	Analyst
Air Dry at 34 Degrees C	USDA No. 1, 1972			*				08/29/08 11:35	brd
Digestion - Hot Plate	M3050B ICP-MS							09/15/08 6:54	bjl
Sieve-2000 um (2.0mm)	ASA No.9, 15-4.2.2			*				09/02/08 14:27	lwt

Arizona license number: AZ0102

** Please refer to Qualifier Reports for details.*

ACZ Laboratories, Inc.
2773 Downhill Drive Steamboat Springs, CO 80487 (800) 334-5493

Inorganic Analytical Results

FMI Gold & Copper - Sierrita
Project ID: OJ07R9
Sample ID: CP-JS-04-1-3

ACZ Sample ID: ***L71473-02***
Date Sampled: *08/27/08 10:25*
Date Received: *08/28/08*
Sample Matrix: *Soil*

Metals Analysis

Parameter	EPA Method	Result	Qual	XQ	Units	MDL	PQL	Date	Analyst
Antimony, total (3050)	M6020 ICP-MS	0.2	B	*	mg/Kg	0.2	1	09/11/08 19:18	rac
Arsenic, total (3050)	M6020 ICP-MS	1.6		*	mg/Kg	0.3	0.5	09/11/08 19:18	rac
Barium, total (3050)	M6010B ICP	172		*	mg/Kg	0.3	2	09/05/08 21:36	ear
Beryllium, total (3050)	M6010B ICP	0.4	B	*	mg/Kg	0.2	1	09/05/08 21:36	ear
Cadmium, total (3050)	M6010B ICP		U	*	mg/Kg	0.5	2	09/05/08 21:36	ear
Chromium, total (3050)	M6010B ICP	5		*	mg/Kg	1	5	09/05/08 21:36	ear
Cobalt, total (3050)	M6010B ICP	12		*	mg/Kg	1	5	09/05/08 21:36	ear
Copper, total (3050)	M6010B ICP	684			mg/Kg	1	5	09/17/08 10:18	aeh
Lead, total (3050)	M6020 ICP-MS	4.55			mg/Kg	0.05	0.3	09/11/08 19:18	rac
Manganese, total (3050)	M6010B ICP	469		*	mg/Kg	0.5	3	09/05/08 21:36	ear
Mercury, total	M7471A CVAA		U		mg/Kg	0.04	0.2	09/17/08 14:30	jws/nek
Molybdenum, total (3050)	M6010B ICP	24		*	mg/Kg	1	5	09/05/08 21:36	ear
Nickel, total (3050)	M6010B ICP	8		*	mg/Kg	1	5	09/05/08 21:36	ear
Selenium, total (3050)	M6020 ICP-MS	0.26	B	*	mg/Kg	0.05	0.3	09/11/08 19:18	rac
Thallium, total (3050)	M6020 ICP-MS	0.28	B	*	mg/Kg	0.05	0.3	09/11/08 19:18	rac
Uranium, total (3050)	M6020 ICP-MS	5.03		*	mg/Kg	0.05	0.3	09/11/08 19:18	rac
Zinc, total (3050)	M6010B ICP	77		*	mg/Kg	1	5	09/17/08 10:18	aeh

Soil Analysis

Parameter	EPA Method	Result	Qual	XQ	Units	MDL	PQL	Date	Analyst
Solids, Percent	CLPSOW390, PART F, D-98	95.6		*	%	0.1	0.5	08/30/08 2:16	brd/lwt

Soil Preparation

Parameter	EPA Method	Result	Qual	XQ	Units	MDL	PQL	Date	Analyst
Air Dry at 34 Degrees C	USDA No. 1, 1972			*				08/29/08 11:44	brd
Digestion - Hot Plate	M3050B ICP-MS							09/15/08 7:12	bjl
Sieve-2000 um (2.0mm)	ASA No.9, 15-4.2.2			*				09/02/08 14:32	lwt

Arizona license number: AZ0102

** Please refer to Qualifier Reports for details.*

ACZ Laboratories, Inc.
2773 Downhill Drive Steamboat Springs, CO 80487 (800) 334-5493

Inorganic Analytical Results

FMI Gold & Copper - Sierrita
Project ID: OJ07R9
Sample ID: CP-JS-04-5-7

ACZ Sample ID: ***L71473-03***
Date Sampled: *08/27/08 10:33*
Date Received: *08/28/08*
Sample Matrix: *Soil*

Metals Analysis

Parameter	EPA Method	Result	Qual	XQ	Units	MDL	PQL	Date	Analyst
Antimony, total (3050)	M6020 ICP-MS	0.4	B	*	mg/Kg	0.2	1	09/11/08 19:44	rac
Arsenic, total (3050)	M6020 ICP-MS	8.7		*	mg/Kg	0.3	0.5	09/11/08 19:44	rac
Barium, total (3050)	M6010B ICP	183		*	mg/Kg	0.3	2	09/05/08 21:43	ear
Beryllium, total (3050)	M6010B ICP	0.4	B	*	mg/Kg	0.2	1	09/05/08 21:43	ear
Cadmium, total (3050)	M6010B ICP		U	*	mg/Kg	0.5	2	09/05/08 21:43	ear
Chromium, total (3050)	M6010B ICP	5		*	mg/Kg	1	5	09/05/08 21:43	ear
Cobalt, total (3050)	M6010B ICP	11		*	mg/Kg	1	5	09/05/08 21:43	ear
Copper, total (3050)	M6010B ICP	1400			mg/Kg	1	5	09/17/08 10:21	aeh
Lead, total (3050)	M6020 ICP-MS	10.90			mg/Kg	0.05	0.3	09/11/08 19:44	rac
Manganese, total (3050)	M6010B ICP	343		*	mg/Kg	0.5	3	09/05/08 21:43	ear
Mercury, total	M7471A CVAA		U		mg/Kg	0.04	0.2	09/17/08 14:32	jws/nek
Molybdenum, total (3050)	M6010B ICP	202		*	mg/Kg	1	5	09/05/08 21:43	ear
Nickel, total (3050)	M6010B ICP	7		*	mg/Kg	1	5	09/05/08 21:43	ear
Selenium, total (3050)	M6020 ICP-MS	0.76		*	mg/Kg	0.05	0.3	09/11/08 19:44	rac
Thallium, total (3050)	M6020 ICP-MS	0.36		*	mg/Kg	0.05	0.3	09/11/08 19:44	rac
Uranium, total (3050)	M6020 ICP-MS	16.00		*	mg/Kg	0.05	0.3	09/11/08 19:44	rac
Zinc, total (3050)	M6010B ICP	63		*	mg/Kg	1	5	09/17/08 10:21	aeh

Soil Analysis

Parameter	EPA Method	Result	Qual	XQ	Units	MDL	PQL	Date	Analyst
Solids, Percent	CLPSOW390, PART F, D-98	93.9		*	%	0.1	0.5	08/30/08 8:24	brd/lwt

Soil Preparation

Parameter	EPA Method	Result	Qual	XQ	Units	MDL	PQL	Date	Analyst
Air Dry at 34 Degrees C	USDA No. 1, 1972			*				08/29/08 11:53	brd
Digestion - Hot Plate	M3050B ICP-MS							09/15/08 7:30	bjl
Sieve-2000 um (2.0mm)	ASA No.9, 15-4.2.2			*				09/02/08 14:38	lwt

Arizona license number: AZ0102

** Please refer to Qualifier Reports for details.*

ACZ Laboratories, Inc.
2773 Downhill Drive Steamboat Springs, CO 80487 (800) 334-5493

Inorganic Analytical Results

FMI Gold & Copper - Sierrita
Project ID: OJ07R9
Sample ID: CP-JS-04-10-12

ACZ Sample ID: ***L71473-04***
Date Sampled: *08/27/08 10:40*
Date Received: *08/28/08*
Sample Matrix: *Soil*

Metals Analysis

Parameter	EPA Method	Result	Qual	XQ	Units	MDL	PQL	Date	Analyst
Antimony, total (3050)	M6020 ICP-MS		U	*	mg/Kg	0.2	1	09/11/08 19:51	rac
Arsenic, total (3050)	M6020 ICP-MS	2.3		*	mg/Kg	0.3	0.5	09/11/08 19:51	rac
Barium, total (3050)	M6010B ICP	106		*	mg/Kg	0.3	2	09/05/08 21:47	ear
Beryllium, total (3050)	M6010B ICP	0.4	B	*	mg/Kg	0.2	1	09/05/08 21:47	ear
Cadmium, total (3050)	M6010B ICP		U	*	mg/Kg	0.5	2	09/05/08 21:47	ear
Chromium, total (3050)	M6010B ICP	5		*	mg/Kg	1	5	09/05/08 21:47	ear
Cobalt, total (3050)	M6010B ICP	9		*	mg/Kg	1	5	09/05/08 21:47	ear
Copper, total (3050)	M6010B ICP	1080			mg/Kg	1	5	09/17/08 10:24	aeh
Lead, total (3050)	M6020 ICP-MS	5.36			mg/Kg	0.05	0.3	09/11/08 19:51	rac
Manganese, total (3050)	M6010B ICP	347		*	mg/Kg	0.5	3	09/05/08 21:47	ear
Mercury, total	M7471A CVAA		U		mg/Kg	0.04	0.2	09/17/08 14:34	jws/nek
Molybdenum, total (3050)	M6010B ICP	34		*	mg/Kg	1	5	09/05/08 21:47	ear
Nickel, total (3050)	M6010B ICP	7		*	mg/Kg	1	5	09/05/08 21:47	ear
Selenium, total (3050)	M6020 ICP-MS	0.56		*	mg/Kg	0.05	0.3	09/11/08 19:51	rac
Thallium, total (3050)	M6020 ICP-MS	0.26	B	*	mg/Kg	0.05	0.3	09/11/08 19:51	rac
Uranium, total (3050)	M6020 ICP-MS	8.72		*	mg/Kg	0.05	0.3	09/11/08 19:51	rac
Zinc, total (3050)	M6010B ICP	71		*	mg/Kg	1	5	09/17/08 10:24	aeh

Soil Analysis

Parameter	EPA Method	Result	Qual	XQ	Units	MDL	PQL	Date	Analyst
Solids, Percent	CLPSOW390, PART F, D-98	94.4		*	%	0.1	0.5	08/30/08 14:32	brd/lwt

Soil Preparation

Parameter	EPA Method	Result	Qual	XQ	Units	MDL	PQL	Date	Analyst
Air Dry at 34 Degrees C	USDA No. 1, 1972			*				08/29/08 12:02	brd
Digestion - Hot Plate	M3050B ICP-MS							09/15/08 7:48	bjl
Sieve-2000 um (2.0mm)	ASA No.9, 15-4.2.2			*				09/02/08 14:43	lwt

Arizona license number: AZ0102

** Please refer to Qualifier Reports for details.*

ACZ Laboratories, Inc.
2773 Downhill Drive Steamboat Springs, CO 80487 (800) 334-5493

Inorganic Analytical Results

FMI Gold & Copper - Sierrita
Project ID: OJ07R9
Sample ID: CP-JS-04-15-17

ACZ Sample ID: ***L71473-05***
Date Sampled: *08/27/08 10:52*
Date Received: *08/28/08*
Sample Matrix: *Soil*

Metals Analysis

Parameter	EPA Method	Result	Qual	XQ	Units	MDL	PQL	Date	Analyst
Antimony, total (3050)	M6020 ICP-MS	0.2	B	*	mg/Kg	0.2	1	09/11/08 19:57	rac
Arsenic, total (3050)	M6020 ICP-MS	2.1		*	mg/Kg	0.3	0.5	09/11/08 19:57	rac
Barium, total (3050)	M6010B ICP	108		*	mg/Kg	0.3	2	09/05/08 21:51	ear
Beryllium, total (3050)	M6010B ICP	0.5	B	*	mg/Kg	0.2	1	09/05/08 21:51	ear
Cadmium, total (3050)	M6010B ICP		U	*	mg/Kg	0.5	2	09/05/08 21:51	ear
Chromium, total (3050)	M6010B ICP	5		*	mg/Kg	1	5	09/05/08 21:51	ear
Cobalt, total (3050)	M6010B ICP	8		*	mg/Kg	1	5	09/05/08 21:51	ear
Copper, total (3050)	M6010B ICP	1760			mg/Kg	1	5	09/17/08 10:34	aeh
Lead, total (3050)	M6020 ICP-MS	7.04			mg/Kg	0.05	0.3	09/11/08 19:57	rac
Manganese, total (3050)	M6010B ICP	374		*	mg/Kg	0.5	3	09/05/08 21:51	ear
Mercury, total	M7471A CVAA		U		mg/Kg	0.04	0.2	09/17/08 14:36	jws/nek
Molybdenum, total (3050)	M6010B ICP	51		*	mg/Kg	1	5	09/05/08 21:51	ear
Nickel, total (3050)	M6010B ICP	7		*	mg/Kg	1	5	09/05/08 21:51	ear
Selenium, total (3050)	M6020 ICP-MS	0.48		*	mg/Kg	0.05	0.3	09/11/08 19:57	rac
Thallium, total (3050)	M6020 ICP-MS	0.22	B	*	mg/Kg	0.05	0.3	09/11/08 19:57	rac
Uranium, total (3050)	M6020 ICP-MS	7.39		*	mg/Kg	0.05	0.3	09/11/08 19:57	rac
Zinc, total (3050)	M6010B ICP	59		*	mg/Kg	1	5	09/17/08 10:34	aeh

Soil Analysis

Parameter	EPA Method	Result	Qual	XQ	Units	MDL	PQL	Date	Analyst
Solids, Percent	CLPSOW390, PART F, D-98	95.2		*	%	0.1	0.5	08/30/08 20:40	brd/lwt

Soil Preparation

Parameter	EPA Method	Result	Qual	XQ	Units	MDL	PQL	Date	Analyst
Air Dry at 34 Degrees C	USDA No. 1, 1972			*				08/29/08 12:11	brd
Digestion - Hot Plate	M3050B ICP-MS							09/15/08 8:06	bjl
Sieve-2000 um (2.0mm)	ASA No.9, 15-4.2.2			*				09/02/08 14:48	lwt

Arizona license number: AZ0102

** Please refer to Qualifier Reports for details.*

ACZ Laboratories, Inc.
2773 Downhill Drive Steamboat Springs, CO 80487 (800) 334-5493

Inorganic Analytical Results

FMI Gold & Copper - Sierrita
Project ID: OJ07R9
Sample ID: CP-JS-04-20

ACZ Sample ID: ***L71473-06***
Date Sampled: *08/27/08 11:02*
Date Received: *08/28/08*
Sample Matrix: *Soil*

Metals Analysis

Parameter	EPA Method	Result	Qual	XQ	Units	MDL	PQL	Date	Analyst
Antimony, total (3050)	M6020 ICP-MS		U	*	mg/Kg	0.2	1	09/11/08 20:04	rac
Arsenic, total (3050)	M6020 ICP-MS	2.2		*	mg/Kg	0.3	0.5	09/11/08 20:04	rac
Barium, total (3050)	M6010B ICP	169		*	mg/Kg	0.3	2	09/05/08 21:55	ear
Beryllium, total (3050)	M6010B ICP	0.4	B	*	mg/Kg	0.2	1	09/05/08 21:55	ear
Cadmium, total (3050)	M6010B ICP		U	*	mg/Kg	0.5	2	09/05/08 21:55	ear
Chromium, total (3050)	M6010B ICP	7		*	mg/Kg	1	5	09/05/08 21:55	ear
Cobalt, total (3050)	M6010B ICP	10		*	mg/Kg	1	5	09/05/08 21:55	ear
Copper, total (3050)	M6010B ICP	582			mg/Kg	1	5	09/17/08 10:38	aeh
Lead, total (3050)	M6020 ICP-MS	4.12			mg/Kg	0.05	0.3	09/11/08 20:04	rac
Manganese, total (3050)	M6010B ICP	350		*	mg/Kg	0.5	3	09/05/08 21:55	ear
Mercury, total	M7471A CVAA		U		mg/Kg	0.04	0.2	09/17/08 15:31	jws/nek
Molybdenum, total (3050)	M6010B ICP	24		*	mg/Kg	1	5	09/05/08 21:55	ear
Nickel, total (3050)	M6010B ICP	8		*	mg/Kg	1	5	09/05/08 21:55	ear
Selenium, total (3050)	M6020 ICP-MS	0.29	B	*	mg/Kg	0.05	0.3	09/11/08 20:04	rac
Thallium, total (3050)	M6020 ICP-MS	0.27	B	*	mg/Kg	0.05	0.3	09/11/08 20:04	rac
Uranium, total (3050)	M6020 ICP-MS	6.96		*	mg/Kg	0.05	0.3	09/11/08 20:04	rac
Zinc, total (3050)	M6010B ICP	29		*	mg/Kg	1	5	09/17/08 10:38	aeh

Soil Analysis

Parameter	EPA Method	Result	Qual	XQ	Units	MDL	PQL	Date	Analyst
Solids, Percent	CLPSOW390, PART F, D-98	95.5		*	%	0.1	0.5	08/31/08 2:48	brd/lwt

Soil Preparation

Parameter	EPA Method	Result	Qual	XQ	Units	MDL	PQL	Date	Analyst
Air Dry at 34 Degrees C	USDA No. 1, 1972			*				08/29/08 12:20	brd
Digestion - Hot Plate	M3050B ICP-MS							09/15/08 8:24	bjl
Sieve-2000 um (2.0mm)	ASA No.9, 15-4.2.2			*				09/02/08 14:53	lwt

Arizona license number: AZ0102

** Please refer to Qualifier Reports for details.*

ACZ Laboratories, Inc.
2773 Downhill Drive Steamboat Springs, CO 80487 (800) 334-5493

Inorganic Analytical Results

FMI Gold & Copper - Sierrita
Project ID: OJ07R9
Sample ID: OD-JS-03-0-1

ACZ Sample ID: ***L71473-07***
Date Sampled: *08/27/08 11:30*
Date Received: *08/28/08*
Sample Matrix: *Soil*

Metals Analysis

Parameter	EPA Method	Result	Qual	XQ	Units	MDL	PQL	Date	Analyst
Antimony, total (3050)	M6020 ICP-MS	0.6	B	*	mg/Kg	0.2	1	09/14/08 8:36	erf
Arsenic, total (3050)	M6020 ICP-MS	10.6		*	mg/Kg	0.3	0.5	09/14/08 8:36	erf
Barium, total (3050)	M6010B ICP	118		*	mg/Kg	0.3	2	09/05/08 21:58	ear
Beryllium, total (3050)	M6010B ICP	0.3	B	*	mg/Kg	0.2	1	09/05/08 21:58	ear
Cadmium, total (3050)	M6010B ICP		U	*	mg/Kg	0.5	2	09/05/08 21:58	ear
Chromium, total (3050)	M6010B ICP	8		*	mg/Kg	1	5	09/05/08 21:58	ear
Cobalt, total (3050)	M6010B ICP	8		*	mg/Kg	1	5	09/05/08 21:58	ear
Copper, total (3050)	M6010B ICP	1470			mg/Kg	1	5	09/17/08 10:41	aeh
Lead, total (3050)	M6020 ICP-MS	19.30		*	mg/Kg	0.05	0.3	09/14/08 8:36	erf
Manganese, total (3050)	M6010B ICP	236		*	mg/Kg	0.5	3	09/05/08 21:58	ear
Mercury, total	M7471A CVAA		U		mg/Kg	0.04	0.2	09/17/08 15:34	jws/nek
Molybdenum, total (3050)	M6010B ICP	97		*	mg/Kg	1	5	09/05/08 21:58	ear
Nickel, total (3050)	M6010B ICP	7		*	mg/Kg	1	5	09/05/08 21:58	ear
Selenium, total (3050)	M6020 ICP-MS	0.85		*	mg/Kg	0.05	0.3	09/14/08 8:36	erf
Thallium, total (3050)	M6020 ICP-MS	0.23	B	*	mg/Kg	0.05	0.3	09/14/08 8:36	erf
Uranium, total (3050)	M6020 ICP-MS	4.32		*	mg/Kg	0.05	0.3	09/14/08 8:36	erf
Zinc, total (3050)	M6010B ICP	111		*	mg/Kg	1	5	09/17/08 10:41	aeh

Soil Analysis

Parameter	EPA Method	Result	Qual	XQ	Units	MDL	PQL	Date	Analyst
Solids, Percent	CLPSOW390, PART F, D-98	86.4		*	%	0.1	0.5	08/31/08 8:56	brd/lwt

Soil Preparation

Parameter	EPA Method	Result	Qual	XQ	Units	MDL	PQL	Date	Analyst
Air Dry at 34 Degrees C	USDA No. 1, 1972			*				08/29/08 12:30	brd
Digestion - Hot Plate	M3050B ICP-MS							09/15/08 8:42	bjl
Sieve-2000 um (2.0mm)	ASA No.9, 15-4.2.2			*				09/02/08 14:59	lwt

Arizona license number: AZ0102

** Please refer to Qualifier Reports for details.*

ACZ Laboratories, Inc.
2773 Downhill Drive Steamboat Springs, CO 80487 (800) 334-5493

Inorganic Analytical Results

FMI Gold & Copper - Sierrita
Project ID: OJ07R9
Sample ID: OD-JS-03-1-3

ACZ Sample ID: ***L71473-08***
Date Sampled: *08/27/08 11:30*
Date Received: *08/28/08*
Sample Matrix: *Soil*

Metals Analysis

Parameter	EPA Method	Result	Qual	XQ	Units	MDL	PQL	Date	Analyst
Antimony, total (3050)	M6020 ICP-MS	0.4	B	*	mg/Kg	0.2	1	09/11/08 20:17	rac
Arsenic, total (3050)	M6020 ICP-MS	6.4		*	mg/Kg	0.3	0.5	09/11/08 20:17	rac
Barium, total (3050)	M6010B ICP	114		*	mg/Kg	0.3	2	09/05/08 22:02	ear
Beryllium, total (3050)	M6010B ICP		U	*	mg/Kg	0.2	1	09/05/08 22:02	ear
Cadmium, total (3050)	M6010B ICP		U	*	mg/Kg	0.5	2	09/05/08 22:02	ear
Chromium, total (3050)	M6010B ICP	5		*	mg/Kg	1	5	09/05/08 22:02	ear
Cobalt, total (3050)	M6010B ICP	6		*	mg/Kg	1	5	09/05/08 22:02	ear
Copper, total (3050)	M6010B ICP	1510			mg/Kg	1	5	09/17/08 10:44	aeh
Lead, total (3050)	M6020 ICP-MS	10.60			mg/Kg	0.05	0.3	09/11/08 20:17	rac
Manganese, total (3050)	M6010B ICP	203		*	mg/Kg	0.5	3	09/05/08 22:02	ear
Mercury, total	M7471A CVAA		U		mg/Kg	0.05	0.2	09/17/08 15:36	jws/nek
Molybdenum, total (3050)	M6010B ICP	74		*	mg/Kg	1	5	09/05/08 22:02	ear
Nickel, total (3050)	M6010B ICP	6		*	mg/Kg	1	5	09/05/08 22:02	ear
Selenium, total (3050)	M6020 ICP-MS	0.72		*	mg/Kg	0.05	0.3	09/11/08 20:17	rac
Thallium, total (3050)	M6020 ICP-MS	0.23	B	*	mg/Kg	0.05	0.3	09/11/08 20:17	rac
Uranium, total (3050)	M6020 ICP-MS	3.31		*	mg/Kg	0.05	0.3	09/11/08 20:17	rac
Zinc, total (3050)	M6010B ICP	71		*	mg/Kg	1	5	09/17/08 10:44	aeh

Soil Analysis

Parameter	EPA Method	Result	Qual	XQ	Units	MDL	PQL	Date	Analyst
Solids, Percent	CLPSOW390, PART F, D-98	84.1		*	%	0.1	0.5	08/31/08 15:04	brd/lwt

Soil Preparation

Parameter	EPA Method	Result	Qual	XQ	Units	MDL	PQL	Date	Analyst
Air Dry at 34 Degrees C	USDA No. 1, 1972			*				08/29/08 12:39	brd
Digestion - Hot Plate	M3050B ICP-MS							09/15/08 9:00	bjl
Sieve-2000 um (2.0mm)	ASA No.9, 15-4.2.2			*				09/02/08 15:04	lwt

Arizona license number: AZ0102

** Please refer to Qualifier Reports for details.*

ACZ Laboratories, Inc.
2773 Downhill Drive Steamboat Springs, CO 80487 (800) 334-5493

Inorganic Analytical Results

FMI Gold & Copper - Sierrita
Project ID: OJ07R9
Sample ID: OD-JS-03-1-3D

ACZ Sample ID: ***L71473-09***
Date Sampled: *08/27/08 11:30*
Date Received: *08/28/08*
Sample Matrix: *Soil*

Metals Analysis

Parameter	EPA Method	Result	Qual	XQ	Units	MDL	PQL	Date	Analyst
Antimony, total (3050)	M6020 ICP-MS	0.3	B	*	mg/Kg	0.2	1	09/11/08 20:24	rac
Arsenic, total (3050)	M6020 ICP-MS	2.9		*	mg/Kg	0.3	0.5	09/11/08 20:24	rac
Barium, total (3050)	M6010B ICP	87.4		*	mg/Kg	0.3	2	09/05/08 22:06	ear
Beryllium, total (3050)	M6010B ICP		U	*	mg/Kg	0.2	1	09/05/08 22:06	ear
Cadmium, total (3050)	M6010B ICP		U	*	mg/Kg	0.5	2	09/05/08 22:06	ear
Chromium, total (3050)	M6010B ICP	7		*	mg/Kg	1	5	09/05/08 22:06	ear
Cobalt, total (3050)	M6010B ICP	9		*	mg/Kg	1	5	09/05/08 22:06	ear
Copper, total (3050)	M6010B ICP	1800			mg/Kg	1	5	09/17/08 10:47	aeh
Lead, total (3050)	M6020 ICP-MS	14.90			mg/Kg	0.05	0.3	09/11/08 20:24	rac
Manganese, total (3050)	M6010B ICP	186		*	mg/Kg	0.5	3	09/05/08 22:06	ear
Mercury, total	M7471A CVAA		U		mg/Kg	0.04	0.2	09/17/08 15:38	jws/nek
Molybdenum, total (3050)	M6010B ICP	74		*	mg/Kg	1	5	09/05/08 22:06	ear
Nickel, total (3050)	M6010B ICP	6		*	mg/Kg	1	5	09/05/08 22:06	ear
Selenium, total (3050)	M6020 ICP-MS	0.78		*	mg/Kg	0.05	0.3	09/11/08 20:24	rac
Thallium, total (3050)	M6020 ICP-MS	0.22	B	*	mg/Kg	0.05	0.3	09/11/08 20:24	rac
Uranium, total (3050)	M6020 ICP-MS	3.89		*	mg/Kg	0.05	0.3	09/11/08 20:24	rac
Zinc, total (3050)	M6010B ICP	76		*	mg/Kg	1	5	09/17/08 10:47	aeh

Soil Analysis

Parameter	EPA Method	Result	Qual	XQ	Units	MDL	PQL	Date	Analyst
Solids, Percent	CLPSOW390, PART F, D-98	89.9		*	%	0.1	0.5	08/31/08 21:12	brd/lwt

Soil Preparation

Parameter	EPA Method	Result	Qual	XQ	Units	MDL	PQL	Date	Analyst
Air Dry at 34 Degrees C	USDA No. 1, 1972			*				08/29/08 12:48	brd
Digestion - Hot Plate	M3050B ICP-MS							09/15/08 9:18	bjl
Sieve-2000 um (2.0mm)	ASA No.9, 15-4.2.2			*				09/02/08 15:09	lwt

Arizona license number: AZ0102

** Please refer to Qualifier Reports for details.*

ACZ Laboratories, Inc.
2773 Downhill Drive Steamboat Springs, CO 80487 (800) 334-5493

Inorganic Analytical Results

FMI Gold & Copper - Sierrita
Project ID: OJ07R9
Sample ID: CS-JS-05-0-1

ACZ Sample ID: ***L71473-10***
Date Sampled: *08/27/08 13:28*
Date Received: *08/28/08*
Sample Matrix: *Soil*

Metals Analysis

Parameter	EPA Method	Result	Qual	XQ	Units	MDL	PQL	Date	Analyst
Antimony, total (3050)	M6020 ICP-MS	0.2	B	*	mg/Kg	0.2	1	09/11/08 20:30	rac
Arsenic, total (3050)	M6020 ICP-MS	3.9		*	mg/Kg	0.3	0.5	09/11/08 20:30	rac
Barium, total (3050)	M6010B ICP	294		*	mg/Kg	0.3	2	09/05/08 22:10	ear
Beryllium, total (3050)	M6010B ICP	0.5	B	*	mg/Kg	0.2	1	09/05/08 22:10	ear
Cadmium, total (3050)	M6010B ICP		U	*	mg/Kg	0.5	2	09/05/08 22:10	ear
Chromium, total (3050)	M6010B ICP	5		*	mg/Kg	1	5	09/05/08 22:10	ear
Cobalt, total (3050)	M6010B ICP	12		*	mg/Kg	1	5	09/05/08 22:10	ear
Copper, total (3050)	M6010B ICP	116			mg/Kg	1	5	09/17/08 10:51	aeh
Lead, total (3050)	M6020 ICP-MS	38.10			mg/Kg	0.05	0.3	09/11/08 20:30	rac
Manganese, total (3050)	M6010B ICP	515		*	mg/Kg	0.5	3	09/05/08 22:10	ear
Mercury, total	M7471A CVAA		U		mg/Kg	0.04	0.2	09/17/08 15:40	jws/nek
Molybdenum, total (3050)	M6010B ICP	19		*	mg/Kg	1	5	09/05/08 22:10	ear
Nickel, total (3050)	M6010B ICP	11		*	mg/Kg	1	5	09/05/08 22:10	ear
Selenium, total (3050)	M6020 ICP-MS	0.16	B	*	mg/Kg	0.05	0.3	09/11/08 20:30	rac
Thallium, total (3050)	M6020 ICP-MS	0.36		*	mg/Kg	0.05	0.3	09/11/08 20:30	rac
Uranium, total (3050)	M6020 ICP-MS	5.08		*	mg/Kg	0.05	0.3	09/11/08 20:30	rac
Zinc, total (3050)	M6010B ICP	134		*	mg/Kg	1	5	09/17/08 10:51	aeh

Soil Analysis

Parameter	EPA Method	Result	Qual	XQ	Units	MDL	PQL	Date	Analyst
Solids, Percent	CLPSOW390, PART F, D-98	97.8		*	%	0.1	0.5	09/01/08 3:20	brd/lwt

Soil Preparation

Parameter	EPA Method	Result	Qual	XQ	Units	MDL	PQL	Date	Analyst
Air Dry at 34 Degrees C	USDA No. 1, 1972			*				08/29/08 12:57	brd
Digestion - Hot Plate	M3050B ICP-MS							09/15/08 9:36	bjl
Sieve-2000 um (2.0mm)	ASA No.9, 15-4.2.2			*				09/02/08 15:14	lwt

Arizona license number: AZ0102

** Please refer to Qualifier Reports for details.*

ACZ Laboratories, Inc.
2773 Downhill Drive Steamboat Springs, CO 80487 (800) 334-5493

Inorganic Analytical Results

FMI Gold & Copper - Sierrita
Project ID: OJ07R9
Sample ID: CS-JS-05-1-3

ACZ Sample ID: ***L71473-11***
Date Sampled: *08/27/08 13:28*
Date Received: *08/28/08*
Sample Matrix: *Soil*

Metals Analysis

Parameter	EPA Method	Result	Qual	XQ	Units	MDL	PQL	Date	Analyst
Antimony, total (3050)	M6020 ICP-MS	0.5	B	*	mg/Kg	0.2	1	09/11/08 20:37	rac
Arsenic, total (3050)	M6020 ICP-MS	14.6		*	mg/Kg	0.3	0.5	09/11/08 20:37	rac
Barium, total (3050)	M6010B ICP	103		*	mg/Kg	0.3	2	09/05/08 22:21	ear
Beryllium, total (3050)	M6010B ICP	0.6	B	*	mg/Kg	0.2	1	09/05/08 22:21	ear
Cadmium, total (3050)	M6010B ICP	1.7	B	*	mg/Kg	0.5	2	09/05/08 22:21	ear
Chromium, total (3050)	M6010B ICP	4	B	*	mg/Kg	1	5	09/05/08 22:21	ear
Cobalt, total (3050)	M6010B ICP	6		*	mg/Kg	1	5	09/05/08 22:21	ear
Copper, total (3050)	M6010B ICP	148			mg/Kg	1	5	09/17/08 10:54	aeh
Lead, total (3050)	M6020 ICP-MS	280		*	mg/Kg	0.1	0.5	09/14/08 8:43	erf
Manganese, total (3050)	M6010B ICP	538		*	mg/Kg	0.5	3	09/05/08 22:21	ear
Mercury, total	M7471A CVAA		U		mg/Kg	0.04	0.2	09/17/08 15:43	jws/nek
Molybdenum, total (3050)	M6010B ICP	17		*	mg/Kg	1	5	09/05/08 22:21	ear
Nickel, total (3050)	M6010B ICP	6		*	mg/Kg	1	5	09/05/08 22:21	ear
Selenium, total (3050)	M6020 ICP-MS	0.39		*	mg/Kg	0.05	0.3	09/11/08 20:37	rac
Thallium, total (3050)	M6020 ICP-MS	0.17	B	*	mg/Kg	0.05	0.3	09/11/08 20:37	rac
Uranium, total (3050)	M6020 ICP-MS	8.01		*	mg/Kg	0.05	0.3	09/11/08 20:37	rac
Zinc, total (3050)	M6010B ICP	502		*	mg/Kg	1	5	09/17/08 10:54	aeh

Soil Analysis

Parameter	EPA Method	Result	Qual	XQ	Units	MDL	PQL	Date	Analyst
Solids, Percent	CLPSOW390, PART F, D-98	95.9		*	%	0.1	0.5	09/01/08 9:28	brd/lwt

Soil Preparation

Parameter	EPA Method	Result	Qual	XQ	Units	MDL	PQL	Date	Analyst
Air Dry at 34 Degrees C	USDA No. 1, 1972			*				08/29/08 13:06	brd
Digestion - Hot Plate	M3050B ICP-MS							09/15/08 9:54	bjl
Sieve-2000 um (2.0mm)	ASA No.9, 15-4.2.2			*				09/02/08 15:20	lwt

Arizona license number: AZ0102

** Please refer to Qualifier Reports for details.*

ACZ Laboratories, Inc.
2773 Downhill Drive Steamboat Springs, CO 80487 (800) 334-5493

Inorganic Analytical Results

FMI Gold & Copper - Sierrita
Project ID: OJ07R9
Sample ID: CS-JS-05-1-3D

ACZ Sample ID: ***L71473-12***
Date Sampled: *08/27/08 13:28*
Date Received: *08/28/08*
Sample Matrix: *Soil*

Metals Analysis

Parameter	EPA Method	Result	Qual	XQ	Units	MDL	PQL	Date	Analyst
Antimony, total (3050)	M6020 ICP-MS	0.4	B	*	mg/Kg	0.2	1	09/11/08 20:43	rac
Arsenic, total (3050)	M6020 ICP-MS	14.5		*	mg/Kg	0.3	0.5	09/11/08 20:43	rac
Barium, total (3050)	M6010B ICP	147		*	mg/Kg	0.3	2	09/05/08 22:25	ear
Beryllium, total (3050)	M6010B ICP	0.6	B	*	mg/Kg	0.2	1	09/05/08 22:25	ear
Cadmium, total (3050)	M6010B ICP	1.7	B	*	mg/Kg	0.5	2	09/05/08 22:25	ear
Chromium, total (3050)	M6010B ICP	5		*	mg/Kg	1	5	09/05/08 22:25	ear
Cobalt, total (3050)	M6010B ICP	7		*	mg/Kg	1	5	09/05/08 22:25	ear
Copper, total (3050)	M6010B ICP	120			mg/Kg	1	5	09/17/08 10:57	aeh
Lead, total (3050)	M6020 ICP-MS	212			mg/Kg	0.05	0.3	09/11/08 20:43	rac
Manganese, total (3050)	M6010B ICP	495		*	mg/Kg	0.5	3	09/05/08 22:25	ear
Mercury, total	M7471A CVAA		U		mg/Kg	0.04	0.2	09/17/08 15:45	jws/nek
Molybdenum, total (3050)	M6010B ICP	13		*	mg/Kg	1	5	09/05/08 22:25	ear
Nickel, total (3050)	M6010B ICP	7		*	mg/Kg	1	5	09/05/08 22:25	ear
Selenium, total (3050)	M6020 ICP-MS	0.37		*	mg/Kg	0.05	0.3	09/11/08 20:43	rac
Thallium, total (3050)	M6020 ICP-MS	0.23	B	*	mg/Kg	0.05	0.3	09/11/08 20:43	rac
Uranium, total (3050)	M6020 ICP-MS	8.81		*	mg/Kg	0.05	0.3	09/11/08 20:43	rac
Zinc, total (3050)	M6010B ICP	417		*	mg/Kg	1	5	09/17/08 10:57	aeh

Soil Analysis

Parameter	EPA Method	Result	Qual	XQ	Units	MDL	PQL	Date	Analyst
Solids, Percent	CLPSOW390, PART F, D-98	94.9		*	%	0.1	0.5	09/01/08 15:36	brd/lwt

Soil Preparation

Parameter	EPA Method	Result	Qual	XQ	Units	MDL	PQL	Date	Analyst
Air Dry at 34 Degrees C	USDA No. 1, 1972			*				08/29/08 13:15	brd
Digestion - Hot Plate	M3050B ICP-MS							09/15/08 10:12	bjl
Sieve-2000 um (2.0mm)	ASA No.9, 15-4.2.2			*				09/02/08 15:25	lwt

Arizona license number: AZ0102

** Please refer to Qualifier Reports for details.*

ACZ Laboratories, Inc.
2773 Downhill Drive Steamboat Springs, CO 80487 (800) 334-5493

Inorganic Analytical Results

FMI Gold & Copper - Sierrita
Project ID: OJ07R9
Sample ID: CS-JS-06-0-1

ACZ Sample ID: ***L71473-13***
Date Sampled: *08/27/08 13:48*
Date Received: *08/28/08*
Sample Matrix: *Soil*

Metals Analysis

Parameter	EPA Method	Result	Qual	XQ	Units	MDL	PQL	Date	Analyst
Antimony, total (3050)	M6020 ICP-MS	0.2	B	*	mg/Kg	0.2	1	09/11/08 21:03	rac
Arsenic, total (3050)	M6020 ICP-MS	1.6		*	mg/Kg	0.3	0.5	09/11/08 21:03	rac
Barium, total (3050)	M6010B ICP	213		*	mg/Kg	0.3	2	09/05/08 22:28	ear
Beryllium, total (3050)	M6010B ICP	0.4	B	*	mg/Kg	0.2	1	09/05/08 22:28	ear
Cadmium, total (3050)	M6010B ICP		U	*	mg/Kg	0.5	2	09/05/08 22:28	ear
Chromium, total (3050)	M6010B ICP	5	B	*	mg/Kg	1	5	09/05/08 22:28	ear
Cobalt, total (3050)	M6010B ICP	16		*	mg/Kg	1	5	09/05/08 22:28	ear
Copper, total (3050)	M6010B ICP	175			mg/Kg	1	5	09/17/08 11:01	aeh
Lead, total (3050)	M6020 ICP-MS	30.50			mg/Kg	0.05	0.3	09/11/08 21:03	rac
Manganese, total (3050)	M6010B ICP	501		*	mg/Kg	0.5	3	09/05/08 22:28	ear
Mercury, total	M7471A CVAA		U		mg/Kg	0.04	0.2	09/17/08 15:48	jws/nek
Molybdenum, total (3050)	M6010B ICP	7		*	mg/Kg	1	5	09/05/08 22:28	ear
Nickel, total (3050)	M6010B ICP	12		*	mg/Kg	1	5	09/05/08 22:28	ear
Selenium, total (3050)	M6020 ICP-MS	0.14	B	*	mg/Kg	0.05	0.3	09/11/08 21:03	rac
Thallium, total (3050)	M6020 ICP-MS	0.49		*	mg/Kg	0.05	0.3	09/11/08 21:03	rac
Uranium, total (3050)	M6020 ICP-MS	3.15		*	mg/Kg	0.05	0.3	09/11/08 21:03	rac
Zinc, total (3050)	M6010B ICP	168		*	mg/Kg	1	5	09/17/08 11:01	aeh

Soil Analysis

Parameter	EPA Method	Result	Qual	XQ	Units	MDL	PQL	Date	Analyst
Solids, Percent	CLPSOW390, PART F, D-98	97.4		*	%	0.1	0.5	09/01/08 21:44	brd/lwt

Soil Preparation

Parameter	EPA Method	Result	Qual	XQ	Units	MDL	PQL	Date	Analyst
Air Dry at 34 Degrees C	USDA No. 1, 1972			*				08/29/08 13:24	brd
Digestion - Hot Plate	M3050B ICP-MS							09/15/08 10:30	bjl
Sieve-2000 um (2.0mm)	ASA No.9, 15-4.2.2			*				09/02/08 15:30	lwt

Arizona license number: AZ0102

** Please refer to Qualifier Reports for details.*

ACZ Laboratories, Inc.
2773 Downhill Drive Steamboat Springs, CO 80487 (800) 334-5493

Inorganic Analytical Results

FMI Gold & Copper - Sierrita
Project ID: OJ07R9
Sample ID: CS-JS-06-1-3

ACZ Sample ID: ***L71473-14***
Date Sampled: *08/27/08 13:53*
Date Received: *08/28/08*
Sample Matrix: *Soil*

Metals Analysis

Parameter	EPA Method	Result	Qual	XQ	Units	MDL	PQL	Date	Analyst
Antimony, total (3050)	M6020 ICP-MS	0.2	B	*	mg/Kg	0.2	1	09/11/08 21:10	rac
Arsenic, total (3050)	M6020 ICP-MS	1.2		*	mg/Kg	0.3	0.5	09/11/08 21:10	rac
Barium, total (3050)	M6010B ICP	168		*	mg/Kg	0.3	2	09/05/08 22:32	ear
Beryllium, total (3050)	M6010B ICP	0.5	B	*	mg/Kg	0.2	1	09/05/08 22:32	ear
Cadmium, total (3050)	M6010B ICP	1.0	B	*	mg/Kg	0.5	2	09/05/08 22:32	ear
Chromium, total (3050)	M6010B ICP	5	B	*	mg/Kg	1	5	09/05/08 22:32	ear
Cobalt, total (3050)	M6010B ICP	11		*	mg/Kg	1	5	09/05/08 22:32	ear
Copper, total (3050)	M6010B ICP	149			mg/Kg	1	5	09/17/08 11:04	aeh
Lead, total (3050)	M6020 ICP-MS	3.50			mg/Kg	0.05	0.3	09/11/08 21:10	rac
Manganese, total (3050)	M6010B ICP	373		*	mg/Kg	0.5	3	09/05/08 22:32	ear
Mercury, total	M7471A CVAA		U		mg/Kg	0.04	0.2	09/17/08 15:50	jws/nek
Molybdenum, total (3050)	M6010B ICP	3	B	*	mg/Kg	1	5	09/05/08 22:32	ear
Nickel, total (3050)	M6010B ICP	9		*	mg/Kg	1	5	09/05/08 22:32	ear
Selenium, total (3050)	M6020 ICP-MS	0.13	B	*	mg/Kg	0.05	0.3	09/11/08 21:10	rac
Thallium, total (3050)	M6020 ICP-MS	0.50		*	mg/Kg	0.05	0.3	09/11/08 21:10	rac
Uranium, total (3050)	M6020 ICP-MS	2.88		*	mg/Kg	0.05	0.3	09/11/08 21:10	rac
Zinc, total (3050)	M6010B ICP	257		*	mg/Kg	1	5	09/17/08 11:04	aeh

Soil Analysis

Parameter	EPA Method	Result	Qual	XQ	Units	MDL	PQL	Date	Analyst
Solids, Percent	CLPSOW390, PART F, D-98	96.9		*	%	0.1	0.5	09/02/08 3:52	brd/lwt

Soil Preparation

Parameter	EPA Method	Result	Qual	XQ	Units	MDL	PQL	Date	Analyst
Air Dry at 34 Degrees C	USDA No. 1, 1972			*				08/29/08 13:34	brd
Digestion - Hot Plate	M3050B ICP-MS							09/15/08 10:48	bjl
Sieve-2000 um (2.0mm)	ASA No.9, 15-4.2.2			*				09/02/08 15:35	lwt

Arizona license number: AZ0102

** Please refer to Qualifier Reports for details.*

Report Header Explanations

Batch	A distinct set of samples analyzed at a specific time
Found	Value of the QC Type of interest
Limit	Upper limit for RPD, in %.
Lower	Lower Recovery Limit, in % (except for LCSS, mg/Kg)
MDL	Method Detection Limit. Same as Minimum Reporting Limit. Allows for instrument and annual fluctuations.
PCN/SCN	A number assigned to reagents/standards to trace to the manufacturer's certificate of analysis
PQL	Practical Quantitation Limit, typically 5 times the MDL.
QC	True Value of the Control Sample or the amount added to the Spike
Rec	Amount of the true value or spike added recovered, in % (except for LCSS, mg/Kg)
RPD	Relative Percent Difference, calculation used for Duplicate QC Types
Upper	Upper Recovery Limit, in % (except for LCSS, mg/Kg)
Sample	Value of the Sample of interest

QC Sample Types

AS	Analytical Spike (Post Digestion)	*LCSWD*	Laboratory Control Sample - Water Duplicate
ASD	Analytical Spike (Post Digestion) Duplicate	*LFB*	Laboratory Fortified Blank
CCB	Continuing Calibration Blank	*LFM*	Laboratory Fortified Matrix
CCV	Continuing Calivation Verification standard	*LFMD*	Laboratory Fortified Matrix Duplicate
DUP	Sample Duplicate	*LRB*	Laboratory Reagent Blank
ICB	Initial Calibration Blank	*MS*	Matrix Spike
ICV	Initial Calibration Verification standard	*MSD*	Matrix Spike Duplicate
ICSAB	Inter-element Correction Standard - A plus B solutions	*PBS*	Prep Blank - Soil
LCSS	Laboratory Control Sample - Soil	*PBW*	Prep Blank - Water
LCSSD	Laboratory Control Sample - Soil Duplicate	*PQV*	Practical Quantitation Verification standard
LCSW	Laboratory Control Sample - Water	*SDL*	Serial Dilution

QC Sample Type Explanations

Blanks	Verifies that there is no or minimal contamination in the prep method or calibration procedure.
Control Samples	Verifies the accuracy of the method, including the prep procedure.
Duplicates	Verifies the precision of the instrument and/or method.
Spikes/Fortified Matrix	Determines sample matrix interferences, if any.
Standard	Verifies the validity of the calibration.

ACZ Qualifiers (Qual)

B	Analyte concentration detected at a value between MDL and PQL.
H	Analysis exceeded method hold time. pH is a field test with an immediate hold time.
U	Analyte was analyzed for but not detected at the indicated MDL

Method References

(1) EPA 600/4-83-020. Methods for Chemical Analysis of Water and Wastes, March 1983.
(2) EPA 600/R-93-100. Methods for the Determination of Inorganic Substances in Environmental Samples, August 1993.
(3) EPA 600/R-94-111. Methods for the Determination of Metals in Environmental Samples - Supplement I, May 1994.
(5) EPA SW-846. Test Methods for Evaluating Solid Waste, Third Edition with Update III, December 1996.
(6) Standard Methods for the Examination of Water and Wastewater, 19th edition, 1995.

Comments

(1) QC results calculated from raw data. Results may vary slightly if the rounded values are used in the calculations.
(2) Soil, Sludge, and Plant matrices for Inorganic analyses are reported on a dry weight basis.
(3) Animal matrices for Inorganic analyses are reported on an "as received" basis.

FMI Gold & Copper - Sierrita
Project ID: OJ07R9

ACZ Project ID: ***L71473***

Antimony, total (3050) M6020 ICP-MS

ACZ ID	Type	Analyzed	PCN/SCN	QC	Sample	Found	Units	Rec	Lower	Upper	RPD	Limit	Qual
WG251542													
WG251542ICV	ICV	09/11/08 18:11	MS080902-4	.02		.01978	mg/L	98.9	90	110			
WG251542ICB	ICB	09/11/08 18:18				U	mg/L		-0.0012	0.0012			
WG251175PBS	PBS	09/11/08 18:44				U	mg/Kg		-0.6	0.6			
WG251175LCSS	LCSS	09/11/08 18:51	PCN30289	126		90.8	mg/Kg		63.3	189			
WG251175LCSSD	LCSSD	09/11/08 18:58	PCN30289	126		85.6	mg/Kg		63.3	189	5.9	20	
L71473-02DUP	DUP	09/11/08 19:24			.2	U	mg/Kg				0	20	RA
L71473-14MS	MS	09/11/08 21:17	MS080902-1	5.05	.2	1.58	mg/Kg	27.3	75	125			M2
L71473-14MSD	MSD	09/11/08 21:23	MS080902-1	5.05	.2	1.67	mg/Kg	29.1	75	125	5.54	20	M2
WG251755													
WG251755ICV	ICV	09/14/08 7:32	MS080902-4	.02		.02098	mg/L	104.9	90	110			
WG251755ICB	ICB	09/14/08 7:38				U	mg/L		-0.0012	0.0012			
WG251175PBS	PBS	09/14/08 8:04				U	mg/Kg		-0.6	0.6			
WG251175LCSS	LCSS	09/14/08 8:11	PCN30289	126		89.9	mg/Kg		63.3	189			
WG251175LCSSD	LCSSD	09/14/08 8:17	PCN30289	126		84.7	mg/Kg		63.3	189	6	20	
L71473-02DUP	DUP	09/14/08 8:30			U	U	mg/Kg				0	20	RA
L71473-14MS	MS	09/14/08 9:15	MS080902-1	5.05	U	1.53	mg/Kg	30.3	75	125			M2
L71473-14MSD	MSD	09/14/08 9:21	MS080902-1	5.05	U	1.52	mg/Kg	30.1	75	125	0.66	20	M2

Arsenic, total (3050) M6020 ICP-MS

ACZ ID	Type	Analyzed	PCN/SCN	QC	Sample	Found	Units	Rec	Lower	Upper	RPD	Limit	Qual
WG251542													
WG251542ICV	ICV	09/11/08 18:11	MS080902-4	.05		.04986	mg/L	99.7	90	110			
WG251542ICB	ICB	09/11/08 18:18				U	mg/L		-0.0015	0.0015			
WG251175PBS	PBS	09/11/08 18:44				U	mg/Kg		-0.9	0.9			
WG251175LCSS	LCSS	09/11/08 18:51	PCN30289	225		234.1	mg/Kg		181	270			
WG251175LCSSD	LCSSD	09/11/08 18:58	PCN30289	225		218.9	mg/Kg		181	270	6.7	20	
L71473-02DUP	DUP	09/11/08 19:24			1.6	1.89	mg/Kg				16.6	20	RA
L71473-14MS	MS	09/11/08 21:17	MS080902-1	25.25	1.2	22.56	mg/Kg	84.6	75	125			
L71473-14MSD	MSD	09/11/08 21:23	MS080902-1	25.25	1.2	24.71	mg/Kg	93.1	75	125	9.1	20	
WG251755													
WG251755ICV	ICV	09/14/08 7:32	MS080902-4	.05		.05417	mg/L	108.3	90	110			
WG251755ICB	ICB	09/14/08 7:38				U	mg/L		-0.0015	0.0015			
WG251175PBS	PBS	09/14/08 8:04				U	mg/Kg		-0.9	0.9			
WG251175LCSS	LCSS	09/14/08 8:11	PCN30289	225		241.9	mg/Kg		181	270			
WG251175LCSSD	LCSSD	09/14/08 8:17	PCN30289	225		225.5	mg/Kg		181	270	7	20	
L71473-02DUP	DUP	09/14/08 8:30			1.6	1.83	mg/Kg				13.4	20	RA
L71473-14MS	MS	09/14/08 9:15	MS080902-1	25.25	1.2	22.61	mg/Kg	84.8	75	125			
L71473-14MSD	MSD	09/14/08 9:21	MS080902-1	25.25	1.2	23.48	mg/Kg	88.2	75	125	3.78	20	

FMI Gold & Copper - Sierrita
Project ID: OJ07R9

ACZ Project ID: ***L71473***

Barium, total (3050) M6010B ICP

ACZ ID	Type	Analyzed	PCN/SCN	QC	Sample	Found	Units	Rec	Lower	Upper	RPD	Limit	Qual
WG251301													
WG251301ICV	ICV	09/05/08 20:44	II080820-1	2		2.0125	mg/L	100.6	90	110			
WG251301ICB	ICB	09/05/08 20:48				U	mg/L		-0.009	0.009			
WG251175PBS	PBS	09/05/08 21:03				U	mg/Kg		-0.9	0.9			
WG251175LCSS	LCSS	09/05/08 21:06	PCN30289	565		605.56	mg/Kg		461	669			
WG251175LCSSD	LCSSD	09/05/08 21:10	PCN30289	565		580.08	mg/Kg		461	669	4.3	20	
L71473-01MS	MS	09/05/08 21:21	II080828-2	50.5	165	192.6	mg/Kg	54.7	75	125			M2
L71473-01MSD	MSD	09/05/08 21:25	II080828-2	50.5	165	187.81	mg/Kg	45.2	75	125	2.52	20	M2
L71473-02DUP	DUP	09/05/08 21:40			172	176.35	mg/Kg				2.5	20	

Beryllium, total (3050) M6010B ICP

ACZ ID	Type	Analyzed	PCN/SCN	QC	Sample	Found	Units	Rec	Lower	Upper	RPD	Limit	Qual
WG251301													
WG251301ICV	ICV	09/05/08 20:44	II080820-1	2		1.9707	mg/L	98.5	90	110			
WG251301ICB	ICB	09/05/08 20:48				U	mg/L		-0.006	0.006			
WG251175PBS	PBS	09/05/08 21:03				U	mg/Kg		-0.6	0.6			
WG251175LCSS	LCSS	09/05/08 21:06	PCN30289	162		175.62	mg/Kg		134	190			
WG251175LCSSD	LCSSD	09/05/08 21:10	PCN30289	162		168.22	mg/Kg		134	190	4.3	20	
L71473-01MS	MS	09/05/08 21:21	II080828-2	50.5	.5	48.34	mg/Kg	94.7	75	125			
L71473-01MSD	MSD	09/05/08 21:25	II080828-2	50.5	.5	49.44	mg/Kg	96.9	75	125	2.25	20	
L71473-02DUP	DUP	09/05/08 21:40			.4	.48	mg/Kg				18.2	20	RA

Cadmium, total (3050) M6010B ICP

ACZ ID	Type	Analyzed	PCN/SCN	QC	Sample	Found	Units	Rec	Lower	Upper	RPD	Limit	Qual
WG251301													
WG251301ICV	ICV	09/05/08 20:44	II080820-1	2		1.9165	mg/L	95.8	90	110			
WG251301ICB	ICB	09/05/08 20:48				U	mg/L		-0.015	0.015			
WG251175PBS	PBS	09/05/08 21:03				U	mg/Kg		-1.5	1.5			
WG251175LCSS	LCSS	09/05/08 21:06	PCN30289	69.1		67.82	mg/Kg		58.1	80.1			
WG251175LCSSD	LCSSD	09/05/08 21:10	PCN30289	69.1		65.47	mg/Kg		58.1	80.1	3.5	20	
L71473-01MS	MS	09/05/08 21:21	II080828-2	50.5	U	44.02	mg/Kg	87.2	75	125			
L71473-01MSD	MSD	09/05/08 21:25	II080828-2	50.5	U	45.34	mg/Kg	89.8	75	125	2.95	20	
L71473-02DUP	DUP	09/05/08 21:40			U	U	mg/Kg				0	20	RA

Chromium, total (3050) M6010B ICP

ACZ ID	Type	Analyzed	PCN/SCN	QC	Sample	Found	Units	Rec	Lower	Upper	RPD	Limit	Qual
WG251301													
WG251301ICV	ICV	09/05/08 20:44	II080820-1	2		1.919	mg/L	96	90	110			
WG251301ICB	ICB	09/05/08 20:48				U	mg/L		-0.03	0.03			
WG251175PBS	PBS	09/05/08 21:03				U	mg/Kg		-3	3			
WG251175LCSS	LCSS	09/05/08 21:06	PCN30289	124		126.5	mg/Kg		101	147			
WG251175LCSSD	LCSSD	09/05/08 21:10	PCN30289	124		119.8	mg/Kg		101	147	5.4	20	
L71473-01MS	MS	09/05/08 21:21	II080828-2	50.5	5	61.2	mg/Kg	111.3	75	125			
L71473-01MSD	MSD	09/05/08 21:25	II080828-2	50.5	5	49.8	mg/Kg	88.7	75	125	20.54	20	RD
L71473-02DUP	DUP	09/05/08 21:40			5	7.4	mg/Kg				38.7	20	RA RD

FMI Gold & Copper - Sierrita
Project ID: OJ07R9

ACZ Project ID: ***L71473***

Cobalt, total (3050) M6010B ICP

ACZ ID	Type	Analyzed	PCN/SCN	QC	Sample	Found	Units	Rec	Lower	Upper	RPD	Limit	Qual
WG251301													
WG251301ICV	ICV	09/05/08 20:44	II080820-1	2.002		1.975	mg/L	98.7	90	110			
WG251301ICB	ICB	09/05/08 20:48				U	mg/L		-0.03	0.03			
WG251175PBS	PBS	09/05/08 21:03				U	mg/Kg		-3	3			
WG251175LCSS	LCSS	09/05/08 21:06	PCN30289	115		117.8	mg/Kg		95.6	135			
WG251175LCSSD	LCSSD	09/05/08 21:10	PCN30289	115		116.9	mg/Kg		95.6	135	0.8	20	
L71473-01MS	MS	09/05/08 21:21	II080828-2	50.5	13	58.7	mg/Kg	90.5	75	125			
L71473-01MSD	MSD	09/05/08 21:25	II080828-2	50.5	13	54.3	mg/Kg	81.8	75	125	7.79	20	
L71473-02DUP	DUP	09/05/08 21:40			12	11.4	mg/Kg				5.1	20	

Copper, total (3050) M6010B ICP

ACZ ID	Type	Analyzed	PCN/SCN	QC	Sample	Found	Units	Rec	Lower	Upper	RPD	Limit	Qual
WG251948													
WG251948ICV	ICV	09/17/08 9:48	II080820-1	2		1.919	mg/L	96	90	110			
WG251948ICB	ICB	09/17/08 9:52				U	mg/L		-0.03	0.03			
WG251773PBS	PBS	09/17/08 10:05				U	mg/Kg		-3	3			
WG251773LCSS	LCSS	09/17/08 10:08	PCN30551	122		125.2	mg/Kg		102	141			
WG251773LCSSD	LCSSD	09/17/08 10:11	PCN30551	122		125.3	mg/Kg		102	141	0.1	20	
L71782-01MS	MS	09/17/08 11:20	II080911-2	50	18	71.3	mg/Kg	106.6	75	125			
L71782-01MSD	MSD	09/17/08 11:24	II080911-2	50	18	66.4	mg/Kg	96.8	75	125	7.12	20	

Lead, total (3050) M6020 ICP-MS

ACZ ID	Type	Analyzed	PCN/SCN	QC	Sample	Found	Units	Rec	Lower	Upper	RPD	Limit	Qual
WG251542													
WG251542ICV	ICV	09/11/08 18:11	MS080902-4	.05		.05022	mg/L	100.4	90	110			
WG251542ICB	ICB	09/11/08 18:18				U	mg/L		-0.0003	0.0003			
WG251175PBS	PBS	09/11/08 18:44				U	mg/Kg		-0.15	0.15			
WG251175LCSS	LCSS	09/11/08 18:51	PCN30289	223		233.25	mg/Kg		183	264			
WG251175LCSSD	LCSSD	09/11/08 18:58	PCN30289	223		210.1	mg/Kg		183	264	10.4	20	
L71473-02DUP	DUP	09/11/08 19:24			4.55	4.51	mg/Kg				0.9	20	
L71473-14MS	MS	09/11/08 21:17	MS080902-1	25.25	3.5	24.937	mg/Kg	84.9	75	125			
L71473-14MSD	MSD	09/11/08 21:23	MS080902-1	25.25	3.5	27.442	mg/Kg	94.8	75	125	9.56	20	
WG251755													
WG251755ICV	ICV	09/14/08 7:32	MS080902-4	.05		.05163	mg/L	103.3	90	110			
WG251755ICB	ICB	09/14/08 7:38				U	mg/L		-0.0003	0.0003			
WG251175PBS	PBS	09/14/08 8:04				U	mg/Kg		-0.15	0.15			
WG251175LCSS	LCSS	09/14/08 8:11	PCN30289	223		228.65	mg/Kg		183	264			
WG251175LCSSD	LCSSD	09/14/08 8:17	PCN30289	223		207.15	mg/Kg		183	264	9.9	20	
L71473-02DUP	DUP	09/14/08 8:30			4.57	4.439	mg/Kg				2.9	20	
L71473-14MS	MS	09/14/08 9:15	MS080902-1	25.25	3.35	24.897	mg/Kg	85.3	75	125			
L71473-14MSD	MSD	09/14/08 9:21	MS080902-1	25.25	3.35	25.472	mg/Kg	87.6	75	125	2.28	20	

FMI Gold & Copper - Sierrita ACZ Project ID: ***L71473***

Project ID: OJ07R9

Manganese, total (3050) M6010B ICP

ACZ ID	Type	Analyzed	PCN/SCN	QC	Sample	Found	Units	Rec	Lower	Upper	RPD	Limit	Qual
WG251301													
WG251301ICV	ICV	09/05/08 20:44	II080820-1	2		1.9339	mg/L	96.7	90	110			
WG251301ICB	ICB	09/05/08 20:48				U	mg/L		-0.015	0.015			
WG251175PBS	PBS	09/05/08 21:03				U	mg/Kg		-1.5	1.5			
WG251175LCSS	LCSS	09/05/08 21:06	PCN30289	368		376.66	mg/Kg		304	433			
WG251175LCSSD	LCSSD	09/05/08 21:10	PCN30289	368		401.9	mg/Kg		304	433	6.5	20	
L71473-01MS	MS	09/05/08 21:21	II080828-2	50.5	396	474.57	mg/Kg	155.6	75	125			M3
L71473-01MSD	MSD	09/05/08 21:25	II080828-2	50.5	396	360.42	mg/Kg	-70.5	75	125	27.34	20	M3 RD
L71473-02DUP	DUP	09/05/08 21:40			469	462.7	mg/Kg				1.4	20	

Mercury, total M7471A CVAA

ACZ ID	Type	Analyzed	PCN/SCN	QC	Sample	Found	Units	Rec	Lower	Upper	RPD	Limit	Qual
WG251814													
WG251814ICV	ICV	09/17/08 13:15	II080902-3	.01		.0094	mg/L	94	90	110			
WG251814ICB	ICB	09/17/08 13:17				U	mg/L		-0.0006	0.0006			
WG251814PBS	PBS	09/17/08 14:16				U	mg/Kg		-0.12	0.12			
WG251814LCSS	LCSS	09/17/08 14:19	PCN28813	5.8		4.62	mg/Kg		3.83	7.69			
WG251814LCSSD	LCSSD	09/17/08 14:21	PCN28813	5.8		4.35	mg/Kg		3.83	7.69	6	20	
L71473-01MS	MS	09/17/08 14:25	II080822-5	.96	U	.822	mg/Kg	85.6	85	115			
L71473-01MSD	MSD	09/17/08 14:27	II080822-5	.96	U	.828	mg/Kg	86.3	85	115	0.73	20	
WG251814ICV2	ICV	09/17/08 15:27	II080902-3	.01		.01009	mg/L	100.9	90	110			
WG251814ICB2	ICB	09/17/08 15:29				U	mg/L		-0.0006	0.0006			

Molybdenum, total (3050) M6010B ICP

ACZ ID	Type	Analyzed	PCN/SCN	QC	Sample	Found	Units	Rec	Lower	Upper	RPD	Limit	Qual
WG251301													
WG251301ICV	ICV	09/05/08 20:44	II080820-1	2		1.953	mg/L	97.7	90	110			
WG251301ICB	ICB	09/05/08 20:48				U	mg/L		-0.03	0.03			
WG251175PBS	PBS	09/05/08 21:03				U	mg/Kg		-3	3			
WG251175LCSS	LCSS	09/05/08 21:06	PCN30289	107		114.8	mg/Kg		83.8	130			
WG251175LCSSD	LCSSD	09/05/08 21:10	PCN30289	107		108.2	mg/Kg		83.8	130	5.9	20	
L71473-01MS	MS	09/05/08 21:21	II080828-2	50.5	223	274.5	mg/Kg	102	75	125			
L71473-01MSD	MSD	09/05/08 21:25	II080828-2	50.5	223	181.9	mg/Kg	-81.4	75	125	40.58	20	M3 RD
L71473-02DUP	DUP	09/05/08 21:40			24	28.2	mg/Kg				16.1	20	

Nickel, total (3050) M6010B ICP

ACZ ID	Type	Analyzed	PCN/SCN	QC	Sample	Found	Units	Rec	Lower	Upper	RPD	Limit	Qual
WG251301													
WG251301ICV	ICV	09/05/08 20:44	II080820-1	2.004		1.901	mg/L	94.9	90	110			
WG251301ICB	ICB	09/05/08 20:48				U	mg/L		-0.03	0.03			
WG251175PBS	PBS	09/05/08 21:03				U	mg/Kg		-3	3			
WG251175LCSS	LCSS	09/05/08 21:06	PCN30289	172		172.4	mg/Kg		140	204			
WG251175LCSSD	LCSSD	09/05/08 21:10	PCN30289	172		166.5	mg/Kg		140	204	3.5	20	
L71473-01MS	MS	09/05/08 21:21	II080828-2	50.3485	8	51.8	mg/Kg	87	75	125			
L71473-01MSD	MSD	09/05/08 21:25	II080828-2	50.3485	8	52.2	mg/Kg	87.8	75	125	0.77	20	
L71473-02DUP	DUP	09/05/08 21:40			8	9.3	mg/Kg				15	20	RA

FMI Gold & Copper - Sierrita
Project ID: OJ07R9

ACZ Project ID: ***L71473***

Selenium, total (3050) M6020 ICP-MS

ACZ ID	Type	Analyzed	PCN/SCN	QC	Sample	Found	Units	Rec	Lower	Upper	RPD	Limit	Qual
WG251542													
WG251542ICV	ICV	09/11/08 18:11	MS080902-4	.05		.04994	mg/L	99.9	90	110			
WG251542ICB	ICB	09/11/08 18:18				U	mg/L		-0.0003	0.0003			
WG251175PBS	PBS	09/11/08 18:44				.074	mg/Kg		-0.15	0.15			
WG251175LCSS	LCSS	09/11/08 18:51	PCN30289	147		151.15	mg/Kg		114	180			
WG251175LCSSD	LCSSD	09/11/08 18:58	PCN30289	147		143.35	mg/Kg		114	180	5.3	20	
L71473-02DUP	DUP	09/11/08 19:24			.26	.423	mg/Kg				47.7	20	RA
L71473-14MS	MS	09/11/08 21:17	MS080902-1	12.625	.13	10.191	mg/Kg	79.7	75	125			
L71473-14MSD	MSD	09/11/08 21:23	MS080902-1	12.625	.13	11.06	mg/Kg	86.6	75	125	8.18	20	
WG251755													
WG251755ICV	ICV	09/14/08 7:32	MS080902-4	.05		.05314	mg/L	106.3	90	110			
WG251755ICB	ICB	09/14/08 7:38				U	mg/L		-0.0003	0.0003			
WG251175PBS	PBS	09/14/08 8:04				U	mg/Kg		-0.15	0.15			
WG251175LCSS	LCSS	09/14/08 8:11	PCN30289	147		149.5	mg/Kg		114	180			
WG251175LCSSD	LCSSD	09/14/08 8:17	PCN30289	147		147.4	mg/Kg		114	180	1.4	20	
L71473-02DUP	DUP	09/14/08 8:30			.2	.321	mg/Kg				46.4	20	RA
L71473-14MS	MS	09/14/08 9:15	MS080902-1	12.625	U	9.757	mg/Kg	77.3	75	125			
L71473-14MSD	MSD	09/14/08 9:21	MS080902-1	12.625	U	10.307	mg/Kg	81.6	75	125	5.48	20	

Solids, Percent CLPSOW390, PART F, D-98

ACZ ID	Type	Analyzed	PCN/SCN	QC	Sample	Found	Units	Rec	Lower	Upper	RPD	Limit	Qual
WG250878													
WG250878PBS	PBS	08/29/08 14:00				U	%		99.9	100.1			
L71473-14DUP	DUP	09/02/08 10:00			96.9	93.85	%				3.2	20	

Thallium, total (3050) M6020 ICP-MS

ACZ ID	Type	Analyzed	PCN/SCN	QC	Sample	Found	Units	Rec	Lower	Upper	RPD	Limit	Qual
WG251542													
WG251542ICV	ICV	09/11/08 18:11	MS080902-4	.05		.05102	mg/L	102	90	110			
WG251542ICB	ICB	09/11/08 18:18				U	mg/L		-0.0003	0.0003			
WG251175PBS	PBS	09/11/08 18:44				U	mg/Kg		-0.15	0.15			
WG251175LCSS	LCSS	09/11/08 18:51	PCN30289	173		175.9	mg/Kg		140	205			
WG251175LCSSD	LCSSD	09/11/08 18:58	PCN30289	173		165.35	mg/Kg		140	205	6.2	20	
L71473-02DUP	DUP	09/11/08 19:24			.28	.278	mg/Kg				0.7	20	RA
L71473-14MS	MS	09/11/08 21:17	MS080902-1	25.3005	.5	20.958	mg/Kg	80.9	75	125			
L71473-14MSD	MSD	09/11/08 21:23	MS080902-1	25.3005	.5	23.705	mg/Kg	91.7	75	125	12.3	20	
WG251755													
WG251755ICV	ICV	09/14/08 7:32	MS080902-4	.05		.05458	mg/L	109.2	90	110			
WG251755ICB	ICB	09/14/08 7:38				U	mg/L		-0.0003	0.0003			
WG251175PBS	PBS	09/14/08 8:04				U	mg/Kg		-0.15	0.15			
WG251175LCSS	LCSS	09/14/08 8:11	PCN30289	173		172.75	mg/Kg		140	205			
WG251175LCSSD	LCSSD	09/14/08 8:17	PCN30289	173		162.8	mg/Kg		140	205	5.9	20	
L71473-02DUP	DUP	09/14/08 8:30			.35	.275	mg/Kg				24	20	RA
L71473-14MS	MS	09/14/08 9:15	MS080902-1	25.3005	.46	20.821	mg/Kg	80.5	75	125			
L71473-14MSD	MSD	09/14/08 9:21	MS080902-1	25.3005	.46	22.7	mg/Kg	87.9	75	125	8.63	20	

FMI Gold & Copper - Sierrita
Project ID: OJ07R9

ACZ Project ID: ***L71473***

Uranium, total (3050) M6020 ICP-MS

ACZ ID	Type	Analyzed	PCN/SCN	QC	Sample	Found	Units	Rec	Lower	Upper	RPD	Limit	Qual
WG251542													
WG251542ICV	ICV	09/11/08 18:11	MS080902-4	.05		.05206	mg/L	104.1	90	110			
WG251542ICB	ICB	09/11/08 18:18				U	mg/L		-0.0003	0.0003			
WG251175PBS	PBS	09/11/08 18:44				U	mg/Kg		-0.15	0.15			
L71473-02DUP	DUP	09/11/08 19:24			5.03	4.027	mg/Kg				22.1	20	RD
L71473-14MS	MS	09/11/08 21:17	MS080902-1	12.625	2.88	14.196	mg/Kg	89.6	75	125			
L71473-14MSD	MSD	09/11/08 21:23	MS080902-1	12.625	2.88	15.736	mg/Kg	101.8	75	125	10.29	20	
WG251755													
WG251755ICV	ICV	09/14/08 7:32	MS080902-4	.05		.0527	mg/L	105.4	90	110			
WG251755ICB	ICB	09/14/08 7:38				U	mg/L		-0.0003	0.0003			
WG251175PBS	PBS	09/14/08 8:04				U	mg/Kg		-0.15	0.15			
L71473-02DUP	DUP	09/14/08 8:30			5.1	4.038	mg/Kg				23.2	20	RD
L71473-14MS	MS	09/14/08 9:15	MS080902-1	12.625	2.86	14.276	mg/Kg	90.4	75	125			
L71473-14MSD	MSD	09/14/08 9:21	MS080902-1	12.625	2.86	14.741	mg/Kg	94.1	75	125	3.21	20	

Zinc, total (3050) M6010B ICP

ACZ ID	Type	Analyzed	PCN/SCN	QC	Sample	Found	Units	Rec	Lower	Upper	RPD	Limit	Qual
WG251948													
WG251948ICV	ICV	09/17/08 9:48	II080820-1	2		1.926	mg/L	96.3	90	110			
WG251948ICB	ICB	09/17/08 9:52				U	mg/L		-0.03	0.03			
WG251773PBS	PBS	09/17/08 10:05				U	mg/Kg		-3	3			
WG251773LCSS	LCSS	09/17/08 10:08	PCN30551	314		325.5	mg/Kg		258	371			
WG251773LCSSD	LCSSD	09/17/08 10:11	PCN30551	314		321.6	mg/Kg		258	371	1.2	20	
L71782-01MS	MS	09/17/08 11:20	II080911-2	50	237	326.5	mg/Kg	179	75	125			M3
L71782-01MSD	MSD	09/17/08 11:24	II080911-2	50	237	382.3	mg/Kg	290.6	75	125	15.74	20	M3

FMI Gold & Copper - Sierrita ACZ Project ID: ***L71473***

ACZ ID	WORKNUM	PARAMETER	METHOD	QUAL	DESCRIPTION
L71473-01	WG251542	Antimony, total (3050)	M6020 ICP-MS	M2	Matrix spike recovery was low, the recovery of the associated control sample (LCS or LFB) was acceptable.
			M6020 ICP-MS	RA	Relative Percent Difference (RPD) was not used for data validation because the sample concentration is too low for accurate evaluation (< 10x MDL).
		Arsenic, total (3050)	M6020 ICP-MS	RA	Relative Percent Difference (RPD) was not used for data validation because the sample concentration is too low for accurate evaluation (< 10x MDL).
	WG251301	Barium, total (3050)	M6010B ICP	M2	Matrix spike recovery was low, the recovery of the associated control sample (LCS or LFB) was acceptable.
		Beryllium, total (3050)	M6010B ICP	RA	Relative Percent Difference (RPD) was not used for data validation because the sample concentration is too low for accurate evaluation (< 10x MDL).
		Cadmium, total (3050)	M6010B ICP	RA	Relative Percent Difference (RPD) was not used for data validation because the sample concentration is too low for accurate evaluation (< 10x MDL).
		Cobalt, total (3050)	M6010B ICP	ZG	The ICP Serial Dilution was not used for data validation because the sample concentration was less than 50 times the MDL.
		Manganese, total (3050)	M6010B ICP	M3	The spike recovery value is unusable since the analyte concentration in the sample is disproportionate to the spike level. The recovery of the associated control sample (LCS or LFB) was acceptable.
			M6010B ICP	RD	For a solid matrix, the duplicate RPD (spike or matrix) exceeded the control limit, which is attributable to the non-homogeneity of the sample.
		Molybdenum, total (3050)	M6010B ICP	M3	The spike recovery value is unusable since the analyte concentration in the sample is disproportionate to the spike level. The recovery of the associated control sample (LCS or LFB) was acceptable.
			M6010B ICP	RD	For a solid matrix, the duplicate RPD (spike or matrix) exceeded the control limit, which is attributable to the non-homogeneity of the sample.
		Nickel, total (3050)	M6010B ICP	RA	Relative Percent Difference (RPD) was not used for data validation because the sample concentration is too low for accurate evaluation (< 10x MDL).
			M6010B ICP	ZG	The ICP Serial Dilution was not used for data validation because the sample concentration was less than 50 times the MDL.
	WG251542	Selenium, total (3050)	M6020 ICP-MS	RA	Relative Percent Difference (RPD) was not used for data validation because the sample concentration is too low for accurate evaluation (< 10x MDL).
		Thallium, total (3050)	M6020 ICP-MS	RA	Relative Percent Difference (RPD) was not used for data validation because the sample concentration is too low for accurate evaluation (< 10x MDL).
			M6020 ICP-MS	ZB	The ICP-MS Serial Dilution was not used for data validation because the sample concentration was less than 100 times the MDL.
		Uranium, total (3050)	M6020 ICP-MS	RD	For a solid matrix, the duplicate RPD (spike or matrix) exceeded the control limit, which is attributable to the non-homogeneity of the sample.
	WG251948	Zinc, total (3050)	M6010B ICP	M3	The spike recovery value is unusable since the analyte concentration in the sample is disproportionate to the spike level. The recovery of the associated control sample (LCS or LFB) was acceptable.

FMI Gold & Copper - Sierrita ACZ Project ID: ***L71473***

ACZ ID	WORKNUM	PARAMETER	METHOD	QUAL	DESCRIPTION
L71473-02	WG251542	Antimony, total (3050)	M6020 ICP-MS	M2	Matrix spike recovery was low, the recovery of the associated control sample (LCS or LFB) was acceptable.
			M6020 ICP-MS	RA	Relative Percent Difference (RPD) was not used for data validation because the sample concentration is too low for accurate evaluation (< 10x MDL).
		Arsenic, total (3050)	M6020 ICP-MS	RA	Relative Percent Difference (RPD) was not used for data validation because the sample concentration is too low for accurate evaluation (< 10x MDL).
	WG251301	Barium, total (3050)	M6010B ICP	M2	Matrix spike recovery was low, the recovery of the associated control sample (LCS or LFB) was acceptable.
		Beryllium, total (3050)	M6010B ICP	RA	Relative Percent Difference (RPD) was not used for data validation because the sample concentration is too low for accurate evaluation (< 10x MDL).
		Cadmium, total (3050)	M6010B ICP	RA	Relative Percent Difference (RPD) was not used for data validation because the sample concentration is too low for accurate evaluation (< 10x MDL).
		Chromium, total (3050)	M6010B ICP	RA	Relative Percent Difference (RPD) was not used for data validation because the sample concentration is too low for accurate evaluation (< 10x MDL).
			M6010B ICP	RD	For a solid matrix, the duplicate RPD (spike or matrix) exceeded the control limit, which is attributable to the non-homogeneity of the sample.
		Cobalt, total (3050)	M6010B ICP	ZG	The ICP Serial Dilution was not used for data validation because the sample concentration was less than 50 times the MDL.
		Manganese, total (3050)	M6010B ICP	M3	The spike recovery value is unusable since the analyte concentration in the sample is disproportionate to the spike level. The recovery of the associated control sample (LCS or LFB) was acceptable.
			M6010B ICP	RD	For a solid matrix, the duplicate RPD (spike or matrix) exceeded the control limit, which is attributable to the non-homogeneity of the sample.
		Molybdenum, total (3050)	M6010B ICP	M3	The spike recovery value is unusable since the analyte concentration in the sample is disproportionate to the spike level. The recovery of the associated control sample (LCS or LFB) was acceptable.
			M6010B ICP	RD	For a solid matrix, the duplicate RPD (spike or matrix) exceeded the control limit, which is attributable to the non-homogeneity of the sample.
		Nickel, total (3050)	M6010B ICP	RA	Relative Percent Difference (RPD) was not used for data validation because the sample concentration is too low for accurate evaluation (< 10x MDL).
			M6010B ICP	ZG	The ICP Serial Dilution was not used for data validation because the sample concentration was less than 50 times the MDL.
	WG251542	Selenium, total (3050)	M6020 ICP-MS	RA	Relative Percent Difference (RPD) was not used for data validation because the sample concentration is too low for accurate evaluation (< 10x MDL).
		Thallium, total (3050)	M6020 ICP-MS	RA	Relative Percent Difference (RPD) was not used for data validation because the sample concentration is too low for accurate evaluation (< 10x MDL).
			M6020 ICP-MS	ZB	The ICP-MS Serial Dilution was not used for data validation because the sample concentration was less than 100 times the MDL.
		Uranium, total (3050)	M6020 ICP-MS	RD	For a solid matrix, the duplicate RPD (spike or matrix) exceeded the control limit, which is attributable to the non-homogeneity of the sample.
	WG251948	Zinc, total (3050)	M6010B ICP	M3	The spike recovery value is unusable since the analyte concentration in the sample is disproportionate to the spike level. The recovery of the associated control sample (LCS or LFB) was acceptable.

FMI Gold & Copper - Sierrita ACZ Project ID: ***L71473***

ACZ ID	WORKNUM	PARAMETER	METHOD	QUAL	DESCRIPTION
L71473-03	WG251542	Antimony, total (3050)	M6020 ICP-MS	M2	Matrix spike recovery was low, the recovery of the associated control sample (LCS or LFB) was acceptable.
			M6020 ICP-MS	RA	Relative Percent Difference (RPD) was not used for data validation because the sample concentration is too low for accurate evaluation (< 10x MDL).
		Arsenic, total (3050)	M6020 ICP-MS	RA	Relative Percent Difference (RPD) was not used for data validation because the sample concentration is too low for accurate evaluation (< 10x MDL).
	WG251301	Barium, total (3050)	M6010B ICP	M2	Matrix spike recovery was low, the recovery of the associated control sample (LCS or LFB) was acceptable.
		Beryllium, total (3050)	M6010B ICP	RA	Relative Percent Difference (RPD) was not used for data validation because the sample concentration is too low for accurate evaluation (< 10x MDL).
		Cadmium, total (3050)	M6010B ICP	RA	Relative Percent Difference (RPD) was not used for data validation because the sample concentration is too low for accurate evaluation (< 10x MDL).
		Chromium, total (3050)	M6010B ICP	RA	Relative Percent Difference (RPD) was not used for data validation because the sample concentration is too low for accurate evaluation (< 10x MDL).
			M6010B ICP	RD	For a solid matrix, the duplicate RPD (spike or matrix) exceeded the control limit, which is attributable to the non-homogeneity of the sample.
		Cobalt, total (3050)	M6010B ICP	ZG	The ICP Serial Dilution was not used for data validation because the sample concentration was less than 50 times the MDL.
		Manganese, total (3050)	M6010B ICP	M3	The spike recovery value is unusable since the analyte concentration in the sample is disproportionate to the spike level. The recovery of the associated control sample (LCS or LFB) was acceptable.
			M6010B ICP	RD	For a solid matrix, the duplicate RPD (spike or matrix) exceeded the control limit, which is attributable to the non-homogeneity of the sample.
		Molybdenum, total (3050)	M6010B ICP	M3	The spike recovery value is unusable since the analyte concentration in the sample is disproportionate to the spike level. The recovery of the associated control sample (LCS or LFB) was acceptable.
			M6010B ICP	RD	For a solid matrix, the duplicate RPD (spike or matrix) exceeded the control limit, which is attributable to the non-homogeneity of the sample.
		Nickel, total (3050)	M6010B ICP	RA	Relative Percent Difference (RPD) was not used for data validation because the sample concentration is too low for accurate evaluation (< 10x MDL).
			M6010B ICP	ZG	The ICP Serial Dilution was not used for data validation because the sample concentration was less than 50 times the MDL.
	WG251542	Selenium, total (3050)	M6020 ICP-MS	RA	Relative Percent Difference (RPD) was not used for data validation because the sample concentration is too low for accurate evaluation (< 10x MDL).
		Thallium, total (3050)	M6020 ICP-MS	RA	Relative Percent Difference (RPD) was not used for data validation because the sample concentration is too low for accurate evaluation (< 10x MDL).
			M6020 ICP-MS	ZB	The ICP-MS Serial Dilution was not used for data validation because the sample concentration was less than 100 times the MDL.
		Uranium, total (3050)	M6020 ICP-MS	RD	For a solid matrix, the duplicate RPD (spike or matrix) exceeded the control limit, which is attributable to the non-homogeneity of the sample.
	WG251948	Zinc, total (3050)	M6010B ICP	M3	The spike recovery value is unusable since the analyte concentration in the sample is disproportionate to the spike level. The recovery of the associated control sample (LCS or LFB) was acceptable.

FMI Gold & Copper - Sierrita ACZ Project ID: ***L71473***

ACZ ID	WORKNUM	PARAMETER	METHOD	QUAL	DESCRIPTION
L71473-04	WG251542	Antimony, total (3050)	M6020 ICP-MS	M2	Matrix spike recovery was low, the recovery of the associated control sample (LCS or LFB) was acceptable.
			M6020 ICP-MS	RA	Relative Percent Difference (RPD) was not used for data validation because the sample concentration is too low for accurate evaluation (< 10x MDL).
		Arsenic, total (3050)	M6020 ICP-MS	RA	Relative Percent Difference (RPD) was not used for data validation because the sample concentration is too low for accurate evaluation (< 10x MDL).
	WG251301	Barium, total (3050)	M6010B ICP	M2	Matrix spike recovery was low, the recovery of the associated control sample (LCS or LFB) was acceptable.
		Beryllium, total (3050)	M6010B ICP	RA	Relative Percent Difference (RPD) was not used for data validation because the sample concentration is too low for accurate evaluation (< 10x MDL).
		Cadmium, total (3050)	M6010B ICP	RA	Relative Percent Difference (RPD) was not used for data validation because the sample concentration is too low for accurate evaluation (< 10x MDL).
		Chromium, total (3050)	M6010B ICP	RA	Relative Percent Difference (RPD) was not used for data validation because the sample concentration is too low for accurate evaluation (< 10x MDL).
			M6010B ICP	RD	For a solid matrix, the duplicate RPD (spike or matrix) exceeded the control limit, which is attributable to the non-homogeneity of the sample.
		Cobalt, total (3050)	M6010B ICP	ZG	The ICP Serial Dilution was not used for data validation because the sample concentration was less than 50 times the MDL.
		Manganese, total (3050)	M6010B ICP	M3	The spike recovery value is unusable since the analyte concentration in the sample is disproportionate to the spike level. The recovery of the associated control sample (LCS or LFB) was acceptable.
			M6010B ICP	RD	For a solid matrix, the duplicate RPD (spike or matrix) exceeded the control limit, which is attributable to the non-homogeneity of the sample.
		Molybdenum, total (3050)	M6010B ICP	M3	The spike recovery value is unusable since the analyte concentration in the sample is disproportionate to the spike level. The recovery of the associated control sample (LCS or LFB) was acceptable.
			M6010B ICP	RD	For a solid matrix, the duplicate RPD (spike or matrix) exceeded the control limit, which is attributable to the non-homogeneity of the sample.
		Nickel, total (3050)	M6010B ICP	RA	Relative Percent Difference (RPD) was not used for data validation because the sample concentration is too low for accurate evaluation (< 10x MDL).
			M6010B ICP	ZG	The ICP Serial Dilution was not used for data validation because the sample concentration was less than 50 times the MDL.
	WG251542	Selenium, total (3050)	M6020 ICP-MS	RA	Relative Percent Difference (RPD) was not used for data validation because the sample concentration is too low for accurate evaluation (< 10x MDL).
		Thallium, total (3050)	M6020 ICP-MS	RA	Relative Percent Difference (RPD) was not used for data validation because the sample concentration is too low for accurate evaluation (< 10x MDL).
			M6020 ICP-MS	ZB	The ICP-MS Serial Dilution was not used for data validation because the sample concentration was less than 100 times the MDL.
		Uranium, total (3050)	M6020 ICP-MS	RD	For a solid matrix, the duplicate RPD (spike or matrix) exceeded the control limit, which is attributable to the non-homogeneity of the sample.
	WG251948	Zinc, total (3050)	M6010B ICP	M3	The spike recovery value is unusable since the analyte concentration in the sample is disproportionate to the spike level. The recovery of the associated control sample (LCS or LFB) was acceptable.

FMI Gold & Copper - Sierrita ACZ Project ID: ***L71473***

ACZ ID	WORKNUM	PARAMETER	METHOD	QUAL	DESCRIPTION
L71473-05	WG251542	Antimony, total (3050)	M6020 ICP-MS	M2	Matrix spike recovery was low, the recovery of the associated control sample (LCS or LFB) was acceptable.
			M6020 ICP-MS	RA	Relative Percent Difference (RPD) was not used for data validation because the sample concentration is too low for accurate evaluation (< 10x MDL).
		Arsenic, total (3050)	M6020 ICP-MS	RA	Relative Percent Difference (RPD) was not used for data validation because the sample concentration is too low for accurate evaluation (< 10x MDL).
	WG251301	Barium, total (3050)	M6010B ICP	M2	Matrix spike recovery was low, the recovery of the associated control sample (LCS or LFB) was acceptable.
		Beryllium, total (3050)	M6010B ICP	RA	Relative Percent Difference (RPD) was not used for data validation because the sample concentration is too low for accurate evaluation (< 10x MDL).
		Cadmium, total (3050)	M6010B ICP	RA	Relative Percent Difference (RPD) was not used for data validation because the sample concentration is too low for accurate evaluation (< 10x MDL).
		Chromium, total (3050)	M6010B ICP	RA	Relative Percent Difference (RPD) was not used for data validation because the sample concentration is too low for accurate evaluation (< 10x MDL).
			M6010B ICP	RD	For a solid matrix, the duplicate RPD (spike or matrix) exceeded the control limit, which is attributable to the non-homogeneity of the sample.
		Cobalt, total (3050)	M6010B ICP	ZG	The ICP Serial Dilution was not used for data validation because the sample concentration was less than 50 times the MDL.
		Manganese, total (3050)	M6010B ICP	M3	The spike recovery value is unusable since the analyte concentration in the sample is disproportionate to the spike level. The recovery of the associated control sample (LCS or LFB) was acceptable.
			M6010B ICP	RD	For a solid matrix, the duplicate RPD (spike or matrix) exceeded the control limit, which is attributable to the non-homogeneity of the sample.
		Molybdenum, total (3050)	M6010B ICP	M3	The spike recovery value is unusable since the analyte concentration in the sample is disproportionate to the spike level. The recovery of the associated control sample (LCS or LFB) was acceptable.
			M6010B ICP	RD	For a solid matrix, the duplicate RPD (spike or matrix) exceeded the control limit, which is attributable to the non-homogeneity of the sample.
		Nickel, total (3050)	M6010B ICP	RA	Relative Percent Difference (RPD) was not used for data validation because the sample concentration is too low for accurate evaluation (< 10x MDL).
			M6010B ICP	ZG	The ICP Serial Dilution was not used for data validation because the sample concentration was less than 50 times the MDL.
	WG251542	Selenium, total (3050)	M6020 ICP-MS	RA	Relative Percent Difference (RPD) was not used for data validation because the sample concentration is too low for accurate evaluation (< 10x MDL).
		Thallium, total (3050)	M6020 ICP-MS	RA	Relative Percent Difference (RPD) was not used for data validation because the sample concentration is too low for accurate evaluation (< 10x MDL).
			M6020 ICP-MS	ZB	The ICP-MS Serial Dilution was not used for data validation because the sample concentration was less than 100 times the MDL.
		Uranium, total (3050)	M6020 ICP-MS	RD	For a solid matrix, the duplicate RPD (spike or matrix) exceeded the control limit, which is attributable to the non-homogeneity of the sample.
	WG251948	Zinc, total (3050)	M6010B ICP	M3	The spike recovery value is unusable since the analyte concentration in the sample is disproportionate to the spike level. The recovery of the associated control sample (LCS or LFB) was acceptable.

FMI Gold & Copper - Sierrita ACZ Project ID: ***L71473***

ACZ ID	WORKNUM	PARAMETER	METHOD	QUAL	DESCRIPTION
L71473-06	WG251542	Antimony, total (3050)	M6020 ICP-MS	M2	Matrix spike recovery was low, the recovery of the associated control sample (LCS or LFB) was acceptable.
			M6020 ICP-MS	RA	Relative Percent Difference (RPD) was not used for data validation because the sample concentration is too low for accurate evaluation (< 10x MDL).
		Arsenic, total (3050)	M6020 ICP-MS	RA	Relative Percent Difference (RPD) was not used for data validation because the sample concentration is too low for accurate evaluation (< 10x MDL).
	WG251301	Barium, total (3050)	M6010B ICP	M2	Matrix spike recovery was low, the recovery of the associated control sample (LCS or LFB) was acceptable.
		Beryllium, total (3050)	M6010B ICP	RA	Relative Percent Difference (RPD) was not used for data validation because the sample concentration is too low for accurate evaluation (< 10x MDL).
		Cadmium, total (3050)	M6010B ICP	RA	Relative Percent Difference (RPD) was not used for data validation because the sample concentration is too low for accurate evaluation (< 10x MDL).
		Chromium, total (3050)	M6010B ICP	RA	Relative Percent Difference (RPD) was not used for data validation because the sample concentration is too low for accurate evaluation (< 10x MDL).
			M6010B ICP	RD	For a solid matrix, the duplicate RPD (spike or matrix) exceeded the control limit, which is attributable to the non-homogeneity of the sample.
		Cobalt, total (3050)	M6010B ICP	ZG	The ICP Serial Dilution was not used for data validation because the sample concentration was less than 50 times the MDL.
		Manganese, total (3050)	M6010B ICP	M3	The spike recovery value is unusable since the analyte concentration in the sample is disproportionate to the spike level. The recovery of the associated control sample (LCS or LFB) was acceptable.
			M6010B ICP	RD	For a solid matrix, the duplicate RPD (spike or matrix) exceeded the control limit, which is attributable to the non-homogeneity of the sample.
		Molybdenum, total (3050)	M6010B ICP	M3	The spike recovery value is unusable since the analyte concentration in the sample is disproportionate to the spike level. The recovery of the associated control sample (LCS or LFB) was acceptable.
			M6010B ICP	RD	For a solid matrix, the duplicate RPD (spike or matrix) exceeded the control limit, which is attributable to the non-homogeneity of the sample.
		Nickel, total (3050)	M6010B ICP	RA	Relative Percent Difference (RPD) was not used for data validation because the sample concentration is too low for accurate evaluation (< 10x MDL).
			M6010B ICP	ZG	The ICP Serial Dilution was not used for data validation because the sample concentration was less than 50 times the MDL.
	WG251542	Selenium, total (3050)	M6020 ICP-MS	RA	Relative Percent Difference (RPD) was not used for data validation because the sample concentration is too low for accurate evaluation (< 10x MDL).
		Thallium, total (3050)	M6020 ICP-MS	RA	Relative Percent Difference (RPD) was not used for data validation because the sample concentration is too low for accurate evaluation (< 10x MDL).
			M6020 ICP-MS	ZB	The ICP-MS Serial Dilution was not used for data validation because the sample concentration was less than 100 times the MDL.
		Uranium, total (3050)	M6020 ICP-MS	RD	For a solid matrix, the duplicate RPD (spike or matrix) exceeded the control limit, which is attributable to the non-homogeneity of the sample.
	WG251948	Zinc, total (3050)	M6010B ICP	M3	The spike recovery value is unusable since the analyte concentration in the sample is disproportionate to the spike level. The recovery of the associated control sample (LCS or LFB) was acceptable.

FMI Gold & Copper - Sierrita ACZ Project ID: ***L71473***

ACZ ID	WORKNUM	PARAMETER	METHOD	QUAL	DESCRIPTION
L71473-07	WG251755	Antimony, total (3050)	M6020 ICP-MS	M2	Matrix spike recovery was low, the recovery of the associated control sample (LCS or LFB) was acceptable.
			M6020 ICP-MS	RA	Relative Percent Difference (RPD) was not used for data validation because the sample concentration is too low for accurate evaluation (< 10x MDL).
		Arsenic, total (3050)	M6020 ICP-MS	RA	Relative Percent Difference (RPD) was not used for data validation because the sample concentration is too low for accurate evaluation (< 10x MDL).
			M6020 ICP-MS	ZB	The ICP-MS Serial Dilution was not used for data validation because the sample concentration was less than 100 times the MDL.
	WG251301	Barium, total (3050)	M6010B ICP	M2	Matrix spike recovery was low, the recovery of the associated control sample (LCS or LFB) was acceptable.
		Beryllium, total (3050)	M6010B ICP	RA	Relative Percent Difference (RPD) was not used for data validation because the sample concentration is too low for accurate evaluation (< 10x MDL).
		Cadmium, total (3050)	M6010B ICP	RA	Relative Percent Difference (RPD) was not used for data validation because the sample concentration is too low for accurate evaluation (< 10x MDL).
		Chromium, total (3050)	M6010B ICP	RA	Relative Percent Difference (RPD) was not used for data validation because the sample concentration is too low for accurate evaluation (< 10x MDL).
			M6010B ICP	RD	For a solid matrix, the duplicate RPD (spike or matrix) exceeded the control limit, which is attributable to the non-homogeneity of the sample.
		Cobalt, total (3050)	M6010B ICP	ZG	The ICP Serial Dilution was not used for data validation because the sample concentration was less than 50 times the MDL.
	WG251755	Lead, total (3050)	M6020 ICP-MS	ZH	Serial Dilution exceeded the acceptance criteria. Matrix interference [physical or chemical] is suspected.
	WG251301	Manganese, total (3050)	M6010B ICP	M3	The spike recovery value is unusable since the analyte concentration in the sample is disproportionate to the spike level. The recovery of the associated control sample (LCS or LFB) was acceptable.
			M6010B ICP	RD	For a solid matrix, the duplicate RPD (spike or matrix) exceeded the control limit, which is attributable to the non-homogeneity of the sample.
		Molybdenum, total (3050)	M6010B ICP	M3	The spike recovery value is unusable since the analyte concentration in the sample is disproportionate to the spike level. The recovery of the associated control sample (LCS or LFB) was acceptable.
			M6010B ICP	RD	For a solid matrix, the duplicate RPD (spike or matrix) exceeded the control limit, which is attributable to the non-homogeneity of the sample.
		Nickel, total (3050)	M6010B ICP	RA	Relative Percent Difference (RPD) was not used for data validation because the sample concentration is too low for accurate evaluation (< 10x MDL).
			M6010B ICP	ZG	The ICP Serial Dilution was not used for data validation because the sample concentration was less than 50 times the MDL.
	WG251755	Selenium, total (3050)	M6020 ICP-MS	RA	Relative Percent Difference (RPD) was not used for data validation because the sample concentration is too low for accurate evaluation (< 10x MDL).
		Thallium, total (3050)	M6020 ICP-MS	RA	Relative Percent Difference (RPD) was not used for data validation because the sample concentration is too low for accurate evaluation (< 10x MDL).
		Uranium, total (3050)	M6020 ICP-MS	RD	For a solid matrix, the duplicate RPD (spike or matrix) exceeded the control limit, which is attributable to the non-homogeneity of the sample.
			M6020 ICP-MS	ZB	The ICP-MS Serial Dilution was not used for data validation because the sample concentration was less than 100 times the MDL.
	WG251948	Zinc, total (3050)	M6010B ICP	M3	The spike recovery value is unusable since the analyte concentration in the sample is disproportionate to the spike level. The recovery of the associated control sample (LCS or LFB) was acceptable.

FMI Gold & Copper - Sierrita ACZ Project ID: ***L71473***

ACZ ID	WORKNUM	PARAMETER	METHOD	QUAL	DESCRIPTION
L71473-08	WG251542	Antimony, total (3050)	M6020 ICP-MS	M2	Matrix spike recovery was low, the recovery of the associated control sample (LCS or LFB) was acceptable.
			M6020 ICP-MS	RA	Relative Percent Difference (RPD) was not used for data validation because the sample concentration is too low for accurate evaluation (< 10x MDL).
		Arsenic, total (3050)	M6020 ICP-MS	RA	Relative Percent Difference (RPD) was not used for data validation because the sample concentration is too low for accurate evaluation (< 10x MDL).
	WG251301	Barium, total (3050)	M6010B ICP	M2	Matrix spike recovery was low, the recovery of the associated control sample (LCS or LFB) was acceptable.
		Beryllium, total (3050)	M6010B ICP	RA	Relative Percent Difference (RPD) was not used for data validation because the sample concentration is too low for accurate evaluation (< 10x MDL).
		Cadmium, total (3050)	M6010B ICP	RA	Relative Percent Difference (RPD) was not used for data validation because the sample concentration is too low for accurate evaluation (< 10x MDL).
		Chromium, total (3050)	M6010B ICP	RA	Relative Percent Difference (RPD) was not used for data validation because the sample concentration is too low for accurate evaluation (< 10x MDL).
			M6010B ICP	RD	For a solid matrix, the duplicate RPD (spike or matrix) exceeded the control limit, which is attributable to the non-homogeneity of the sample.
		Cobalt, total (3050)	M6010B ICP	ZG	The ICP Serial Dilution was not used for data validation because the sample concentration was less than 50 times the MDL.
		Manganese, total (3050)	M6010B ICP	M3	The spike recovery value is unusable since the analyte concentration in the sample is disproportionate to the spike level. The recovery of the associated control sample (LCS or LFB) was acceptable.
			M6010B ICP	RD	For a solid matrix, the duplicate RPD (spike or matrix) exceeded the control limit, which is attributable to the non-homogeneity of the sample.
		Molybdenum, total (3050)	M6010B ICP	M3	The spike recovery value is unusable since the analyte concentration in the sample is disproportionate to the spike level. The recovery of the associated control sample (LCS or LFB) was acceptable.
			M6010B ICP	RD	For a solid matrix, the duplicate RPD (spike or matrix) exceeded the control limit, which is attributable to the non-homogeneity of the sample.
		Nickel, total (3050)	M6010B ICP	RA	Relative Percent Difference (RPD) was not used for data validation because the sample concentration is too low for accurate evaluation (< 10x MDL).
			M6010B ICP	ZG	The ICP Serial Dilution was not used for data validation because the sample concentration was less than 50 times the MDL.
	WG251542	Selenium, total (3050)	M6020 ICP-MS	RA	Relative Percent Difference (RPD) was not used for data validation because the sample concentration is too low for accurate evaluation (< 10x MDL).
		Thallium, total (3050)	M6020 ICP-MS	RA	Relative Percent Difference (RPD) was not used for data validation because the sample concentration is too low for accurate evaluation (< 10x MDL).
			M6020 ICP-MS	ZB	The ICP-MS Serial Dilution was not used for data validation because the sample concentration was less than 100 times the MDL.
		Uranium, total (3050)	M6020 ICP-MS	RD	For a solid matrix, the duplicate RPD (spike or matrix) exceeded the control limit, which is attributable to the non-homogeneity of the sample.
	WG251948	Zinc, total (3050)	M6010B ICP	M3	The spike recovery value is unusable since the analyte concentration in the sample is disproportionate to the spike level. The recovery of the associated control sample (LCS or LFB) was acceptable.

FMI Gold & Copper - Sierrita ACZ Project ID: ***L71473***

ACZ ID	WORKNUM	PARAMETER	METHOD	QUAL	DESCRIPTION
L71473-09	WG251542	Antimony, total (3050)	M6020 ICP-MS	M2	Matrix spike recovery was low, the recovery of the associated control sample (LCS or LFB) was acceptable.
			M6020 ICP-MS	RA	Relative Percent Difference (RPD) was not used for data validation because the sample concentration is too low for accurate evaluation (< 10x MDL).
		Arsenic, total (3050)	M6020 ICP-MS	RA	Relative Percent Difference (RPD) was not used for data validation because the sample concentration is too low for accurate evaluation (< 10x MDL).
	WG251301	Barium, total (3050)	M6010B ICP	M2	Matrix spike recovery was low, the recovery of the associated control sample (LCS or LFB) was acceptable.
		Beryllium, total (3050)	M6010B ICP	RA	Relative Percent Difference (RPD) was not used for data validation because the sample concentration is too low for accurate evaluation (< 10x MDL).
		Cadmium, total (3050)	M6010B ICP	RA	Relative Percent Difference (RPD) was not used for data validation because the sample concentration is too low for accurate evaluation (< 10x MDL).
		Chromium, total (3050)	M6010B ICP	RA	Relative Percent Difference (RPD) was not used for data validation because the sample concentration is too low for accurate evaluation (< 10x MDL).
			M6010B ICP	RD	For a solid matrix, the duplicate RPD (spike or matrix) exceeded the control limit, which is attributable to the non-homogeneity of the sample.
		Cobalt, total (3050)	M6010B ICP	ZG	The ICP Serial Dilution was not used for data validation because the sample concentration was less than 50 times the MDL.
		Manganese, total (3050)	M6010B ICP	M3	The spike recovery value is unusable since the analyte concentration in the sample is disproportionate to the spike level. The recovery of the associated control sample (LCS or LFB) was acceptable.
			M6010B ICP	RD	For a solid matrix, the duplicate RPD (spike or matrix) exceeded the control limit, which is attributable to the non-homogeneity of the sample.
		Molybdenum, total (3050)	M6010B ICP	M3	The spike recovery value is unusable since the analyte concentration in the sample is disproportionate to the spike level. The recovery of the associated control sample (LCS or LFB) was acceptable.
			M6010B ICP	RD	For a solid matrix, the duplicate RPD (spike or matrix) exceeded the control limit, which is attributable to the non-homogeneity of the sample.
		Nickel, total (3050)	M6010B ICP	RA	Relative Percent Difference (RPD) was not used for data validation because the sample concentration is too low for accurate evaluation (< 10x MDL).
			M6010B ICP	ZG	The ICP Serial Dilution was not used for data validation because the sample concentration was less than 50 times the MDL.
	WG251542	Selenium, total (3050)	M6020 ICP-MS	RA	Relative Percent Difference (RPD) was not used for data validation because the sample concentration is too low for accurate evaluation (< 10x MDL).
		Thallium, total (3050)	M6020 ICP-MS	RA	Relative Percent Difference (RPD) was not used for data validation because the sample concentration is too low for accurate evaluation (< 10x MDL).
			M6020 ICP-MS	ZB	The ICP-MS Serial Dilution was not used for data validation because the sample concentration was less than 100 times the MDL.
		Uranium, total (3050)	M6020 ICP-MS	RD	For a solid matrix, the duplicate RPD (spike or matrix) exceeded the control limit, which is attributable to the non-homogeneity of the sample.
	WG251948	Zinc, total (3050)	M6010B ICP	M3	The spike recovery value is unusable since the analyte concentration in the sample is disproportionate to the spike level. The recovery of the associated control sample (LCS or LFB) was acceptable.

FMI Gold & Copper - Sierrita ACZ Project ID: ***L71473***

ACZ ID	WORKNUM	PARAMETER	METHOD	QUAL	DESCRIPTION
L71473-10	WG251542	Antimony, total (3050)	M6020 ICP-MS	M2	Matrix spike recovery was low, the recovery of the associated control sample (LCS or LFB) was acceptable.
			M6020 ICP-MS	RA	Relative Percent Difference (RPD) was not used for data validation because the sample concentration is too low for accurate evaluation (< 10x MDL).
		Arsenic, total (3050)	M6020 ICP-MS	RA	Relative Percent Difference (RPD) was not used for data validation because the sample concentration is too low for accurate evaluation (< 10x MDL).
	WG251301	Barium, total (3050)	M6010B ICP	M2	Matrix spike recovery was low, the recovery of the associated control sample (LCS or LFB) was acceptable.
		Beryllium, total (3050)	M6010B ICP	RA	Relative Percent Difference (RPD) was not used for data validation because the sample concentration is too low for accurate evaluation (< 10x MDL).
		Cadmium, total (3050)	M6010B ICP	RA	Relative Percent Difference (RPD) was not used for data validation because the sample concentration is too low for accurate evaluation (< 10x MDL).
		Chromium, total (3050)	M6010B ICP	RA	Relative Percent Difference (RPD) was not used for data validation because the sample concentration is too low for accurate evaluation (< 10x MDL).
			M6010B ICP	RD	For a solid matrix, the duplicate RPD (spike or matrix) exceeded the control limit, which is attributable to the non-homogeneity of the sample.
		Cobalt, total (3050)	M6010B ICP	ZG	The ICP Serial Dilution was not used for data validation because the sample concentration was less than 50 times the MDL.
		Manganese, total (3050)	M6010B ICP	M3	The spike recovery value is unusable since the analyte concentration in the sample is disproportionate to the spike level. The recovery of the associated control sample (LCS or LFB) was acceptable.
			M6010B ICP	RD	For a solid matrix, the duplicate RPD (spike or matrix) exceeded the control limit, which is attributable to the non-homogeneity of the sample.
		Molybdenum, total (3050)	M6010B ICP	M3	The spike recovery value is unusable since the analyte concentration in the sample is disproportionate to the spike level. The recovery of the associated control sample (LCS or LFB) was acceptable.
			M6010B ICP	RD	For a solid matrix, the duplicate RPD (spike or matrix) exceeded the control limit, which is attributable to the non-homogeneity of the sample.
		Nickel, total (3050)	M6010B ICP	RA	Relative Percent Difference (RPD) was not used for data validation because the sample concentration is too low for accurate evaluation (< 10x MDL).
			M6010B ICP	ZG	The ICP Serial Dilution was not used for data validation because the sample concentration was less than 50 times the MDL.
	WG251542	Selenium, total (3050)	M6020 ICP-MS	RA	Relative Percent Difference (RPD) was not used for data validation because the sample concentration is too low for accurate evaluation (< 10x MDL).
		Thallium, total (3050)	M6020 ICP-MS	RA	Relative Percent Difference (RPD) was not used for data validation because the sample concentration is too low for accurate evaluation (< 10x MDL).
			M6020 ICP-MS	ZB	The ICP-MS Serial Dilution was not used for data validation because the sample concentration was less than 100 times the MDL.
		Uranium, total (3050)	M6020 ICP-MS	RD	For a solid matrix, the duplicate RPD (spike or matrix) exceeded the control limit, which is attributable to the non-homogeneity of the sample.
	WG251948	Zinc, total (3050)	M6010B ICP	M3	The spike recovery value is unusable since the analyte concentration in the sample is disproportionate to the spike level. The recovery of the associated control sample (LCS or LFB) was acceptable.

FMI Gold & Copper - Sierrita ACZ Project ID: ***L71473***

ACZ ID	WORKNUM	PARAMETER	METHOD	QUAL	DESCRIPTION
L71473-11	WG251542	Antimony, total (3050)	M6020 ICP-MS	M2	Matrix spike recovery was low, the recovery of the associated control sample (LCS or LFB) was acceptable.
			M6020 ICP-MS	RA	Relative Percent Difference (RPD) was not used for data validation because the sample concentration is too low for accurate evaluation (< 10x MDL).
		Arsenic, total (3050)	M6020 ICP-MS	RA	Relative Percent Difference (RPD) was not used for data validation because the sample concentration is too low for accurate evaluation (< 10x MDL).
	WG251301	Barium, total (3050)	M6010B ICP	M2	Matrix spike recovery was low, the recovery of the associated control sample (LCS or LFB) was acceptable.
		Beryllium, total (3050)	M6010B ICP	RA	Relative Percent Difference (RPD) was not used for data validation because the sample concentration is too low for accurate evaluation (< 10x MDL).
		Cadmium, total (3050)	M6010B ICP	RA	Relative Percent Difference (RPD) was not used for data validation because the sample concentration is too low for accurate evaluation (< 10x MDL).
		Chromium, total (3050)	M6010B ICP	RA	Relative Percent Difference (RPD) was not used for data validation because the sample concentration is too low for accurate evaluation (< 10x MDL).
			M6010B ICP	RD	For a solid matrix, the duplicate RPD (spike or matrix) exceeded the control limit, which is attributable to the non-homogeneity of the sample.
		Cobalt, total (3050)	M6010B ICP	ZG	The ICP Serial Dilution was not used for data validation because the sample concentration was less than 50 times the MDL.
	WG251755	Lead, total (3050)	M6020 ICP-MS	ZH	Serial Dilution exceeded the acceptance criteria. Matrix interference [physical or chemical] is suspected.
	WG251301	Manganese, total (3050)	M6010B ICP	M3	The spike recovery value is unusable since the analyte concentration in the sample is disproportionate to the spike level. The recovery of the associated control sample (LCS or LFB) was acceptable.
			M6010B ICP	RD	For a solid matrix, the duplicate RPD (spike or matrix) exceeded the control limit, which is attributable to the non-homogeneity of the sample.
		Molybdenum, total (3050)	M6010B ICP	M3	The spike recovery value is unusable since the analyte concentration in the sample is disproportionate to the spike level. The recovery of the associated control sample (LCS or LFB) was acceptable.
			M6010B ICP	RD	For a solid matrix, the duplicate RPD (spike or matrix) exceeded the control limit, which is attributable to the non-homogeneity of the sample.
		Nickel, total (3050)	M6010B ICP	RA	Relative Percent Difference (RPD) was not used for data validation because the sample concentration is too low for accurate evaluation (< 10x MDL).
			M6010B ICP	ZG	The ICP Serial Dilution was not used for data validation because the sample concentration was less than 50 times the MDL.
	WG251542	Selenium, total (3050)	M6020 ICP-MS	RA	Relative Percent Difference (RPD) was not used for data validation because the sample concentration is too low for accurate evaluation (< 10x MDL).
		Thallium, total (3050)	M6020 ICP-MS	RA	Relative Percent Difference (RPD) was not used for data validation because the sample concentration is too low for accurate evaluation (< 10x MDL).
			M6020 ICP-MS	ZB	The ICP-MS Serial Dilution was not used for data validation because the sample concentration was less than 100 times the MDL.
		Uranium, total (3050)	M6020 ICP-MS	RD	For a solid matrix, the duplicate RPD (spike or matrix) exceeded the control limit, which is attributable to the non-homogeneity of the sample.
	WG251948	Zinc, total (3050)	M6010B ICP	M3	The spike recovery value is unusable since the analyte concentration in the sample is disproportionate to the spike level. The recovery of the associated control sample (LCS or LFB) was acceptable.

FMI Gold & Copper - Sierrita ACZ Project ID: ***L71473***

ACZ ID	WORKNUM	PARAMETER	METHOD	QUAL	DESCRIPTION
L71473-12	WG251542	Antimony, total (3050)	M6020 ICP-MS	M2	Matrix spike recovery was low, the recovery of the associated control sample (LCS or LFB) was acceptable.
			M6020 ICP-MS	RA	Relative Percent Difference (RPD) was not used for data validation because the sample concentration is too low for accurate evaluation (< 10x MDL).
		Arsenic, total (3050)	M6020 ICP-MS	RA	Relative Percent Difference (RPD) was not used for data validation because the sample concentration is too low for accurate evaluation (< 10x MDL).
	WG251301	Barium, total (3050)	M6010B ICP	M2	Matrix spike recovery was low, the recovery of the associated control sample (LCS or LFB) was acceptable.
		Beryllium, total (3050)	M6010B ICP	RA	Relative Percent Difference (RPD) was not used for data validation because the sample concentration is too low for accurate evaluation (< 10x MDL).
		Cadmium, total (3050)	M6010B ICP	RA	Relative Percent Difference (RPD) was not used for data validation because the sample concentration is too low for accurate evaluation (< 10x MDL).
		Chromium, total (3050)	M6010B ICP	RA	Relative Percent Difference (RPD) was not used for data validation because the sample concentration is too low for accurate evaluation (< 10x MDL).
			M6010B ICP	RD	For a solid matrix, the duplicate RPD (spike or matrix) exceeded the control limit, which is attributable to the non-homogeneity of the sample.
		Cobalt, total (3050)	M6010B ICP	ZG	The ICP Serial Dilution was not used for data validation because the sample concentration was less than 50 times the MDL.
		Manganese, total (3050)	M6010B ICP	M3	The spike recovery value is unusable since the analyte concentration in the sample is disproportionate to the spike level. The recovery of the associated control sample (LCS or LFB) was acceptable.
			M6010B ICP	RD	For a solid matrix, the duplicate RPD (spike or matrix) exceeded the control limit, which is attributable to the non-homogeneity of the sample.
		Molybdenum, total (3050)	M6010B ICP	M3	The spike recovery value is unusable since the analyte concentration in the sample is disproportionate to the spike level. The recovery of the associated control sample (LCS or LFB) was acceptable.
			M6010B ICP	RD	For a solid matrix, the duplicate RPD (spike or matrix) exceeded the control limit, which is attributable to the non-homogeneity of the sample.
		Nickel, total (3050)	M6010B ICP	RA	Relative Percent Difference (RPD) was not used for data validation because the sample concentration is too low for accurate evaluation (< 10x MDL).
			M6010B ICP	ZG	The ICP Serial Dilution was not used for data validation because the sample concentration was less than 50 times the MDL.
	WG251542	Selenium, total (3050)	M6020 ICP-MS	RA	Relative Percent Difference (RPD) was not used for data validation because the sample concentration is too low for accurate evaluation (< 10x MDL).
		Thallium, total (3050)	M6020 ICP-MS	RA	Relative Percent Difference (RPD) was not used for data validation because the sample concentration is too low for accurate evaluation (< 10x MDL).
			M6020 ICP-MS	ZB	The ICP-MS Serial Dilution was not used for data validation because the sample concentration was less than 100 times the MDL.
		Uranium, total (3050)	M6020 ICP-MS	RD	For a solid matrix, the duplicate RPD (spike or matrix) exceeded the control limit, which is attributable to the non-homogeneity of the sample.
	WG251948	Zinc, total (3050)	M6010B ICP	M3	The spike recovery value is unusable since the analyte concentration in the sample is disproportionate to the spike level. The recovery of the associated control sample (LCS or LFB) was acceptable.

FMI Gold & Copper - Sierrita ACZ Project ID: ***L71473***

ACZ ID	WORKNUM	PARAMETER	METHOD	QUAL	DESCRIPTION
L71473-13	WG251542	Antimony, total (3050)	M6020 ICP-MS	M2	Matrix spike recovery was low, the recovery of the associated control sample (LCS or LFB) was acceptable.
			M6020 ICP-MS	RA	Relative Percent Difference (RPD) was not used for data validation because the sample concentration is too low for accurate evaluation (< 10x MDL).
		Arsenic, total (3050)	M6020 ICP-MS	RA	Relative Percent Difference (RPD) was not used for data validation because the sample concentration is too low for accurate evaluation (< 10x MDL).
	WG251301	Barium, total (3050)	M6010B ICP	M2	Matrix spike recovery was low, the recovery of the associated control sample (LCS or LFB) was acceptable.
		Beryllium, total (3050)	M6010B ICP	RA	Relative Percent Difference (RPD) was not used for data validation because the sample concentration is too low for accurate evaluation (< 10x MDL).
		Cadmium, total (3050)	M6010B ICP	RA	Relative Percent Difference (RPD) was not used for data validation because the sample concentration is too low for accurate evaluation (< 10x MDL).
		Chromium, total (3050)	M6010B ICP	RA	Relative Percent Difference (RPD) was not used for data validation because the sample concentration is too low for accurate evaluation (< 10x MDL).
			M6010B ICP	RD	For a solid matrix, the duplicate RPD (spike or matrix) exceeded the control limit, which is attributable to the non-homogeneity of the sample.
		Cobalt, total (3050)	M6010B ICP	ZG	The ICP Serial Dilution was not used for data validation because the sample concentration was less than 50 times the MDL.
		Manganese, total (3050)	M6010B ICP	M3	The spike recovery value is unusable since the analyte concentration in the sample is disproportionate to the spike level. The recovery of the associated control sample (LCS or LFB) was acceptable.
			M6010B ICP	RD	For a solid matrix, the duplicate RPD (spike or matrix) exceeded the control limit, which is attributable to the non-homogeneity of the sample.
		Molybdenum, total (3050)	M6010B ICP	M3	The spike recovery value is unusable since the analyte concentration in the sample is disproportionate to the spike level. The recovery of the associated control sample (LCS or LFB) was acceptable.
			M6010B ICP	RD	For a solid matrix, the duplicate RPD (spike or matrix) exceeded the control limit, which is attributable to the non-homogeneity of the sample.
		Nickel, total (3050)	M6010B ICP	RA	Relative Percent Difference (RPD) was not used for data validation because the sample concentration is too low for accurate evaluation (< 10x MDL).
			M6010B ICP	ZG	The ICP Serial Dilution was not used for data validation because the sample concentration was less than 50 times the MDL.
	WG251542	Selenium, total (3050)	M6020 ICP-MS	RA	Relative Percent Difference (RPD) was not used for data validation because the sample concentration is too low for accurate evaluation (< 10x MDL).
		Thallium, total (3050)	M6020 ICP-MS	RA	Relative Percent Difference (RPD) was not used for data validation because the sample concentration is too low for accurate evaluation (< 10x MDL).
			M6020 ICP-MS	ZB	The ICP-MS Serial Dilution was not used for data validation because the sample concentration was less than 100 times the MDL.
		Uranium, total (3050)	M6020 ICP-MS	RD	For a solid matrix, the duplicate RPD (spike or matrix) exceeded the control limit, which is attributable to the non-homogeneity of the sample.
	WG251948	Zinc, total (3050)	M6010B ICP	M3	The spike recovery value is unusable since the analyte concentration in the sample is disproportionate to the spike level. The recovery of the associated control sample (LCS or LFB) was acceptable.

FMI Gold & Copper - Sierrita ACZ Project ID: ***L71473***

ACZ ID	WORKNUM	PARAMETER	METHOD	QUAL	DESCRIPTION
L71473-14	WG251542	Antimony, total (3050)	M6020 ICP-MS	M2	Matrix spike recovery was low, the recovery of the associated control sample (LCS or LFB) was acceptable.
			M6020 ICP-MS	RA	Relative Percent Difference (RPD) was not used for data validation because the sample concentration is too low for accurate evaluation (< 10x MDL).
		Arsenic, total (3050)	M6020 ICP-MS	RA	Relative Percent Difference (RPD) was not used for data validation because the sample concentration is too low for accurate evaluation (< 10x MDL).
	WG251301	Barium, total (3050)	M6010B ICP	M2	Matrix spike recovery was low, the recovery of the associated control sample (LCS or LFB) was acceptable.
		Beryllium, total (3050)	M6010B ICP	RA	Relative Percent Difference (RPD) was not used for data validation because the sample concentration is too low for accurate evaluation (< 10x MDL).
		Cadmium, total (3050)	M6010B ICP	RA	Relative Percent Difference (RPD) was not used for data validation because the sample concentration is too low for accurate evaluation (< 10x MDL).
		Chromium, total (3050)	M6010B ICP	RA	Relative Percent Difference (RPD) was not used for data validation because the sample concentration is too low for accurate evaluation (< 10x MDL).
			M6010B ICP	RD	For a solid matrix, the duplicate RPD (spike or matrix) exceeded the control limit, which is attributable to the non-homogeneity of the sample.
		Cobalt, total (3050)	M6010B ICP	ZG	The ICP Serial Dilution was not used for data validation because the sample concentration was less than 50 times the MDL.
		Manganese, total (3050)	M6010B ICP	M3	The spike recovery value is unusable since the analyte concentration in the sample is disproportionate to the spike level. The recovery of the associated control sample (LCS or LFB) was acceptable.
			M6010B ICP	RD	For a solid matrix, the duplicate RPD (spike or matrix) exceeded the control limit, which is attributable to the non-homogeneity of the sample.
		Molybdenum, total (3050)	M6010B ICP	M3	The spike recovery value is unusable since the analyte concentration in the sample is disproportionate to the spike level. The recovery of the associated control sample (LCS or LFB) was acceptable.
			M6010B ICP	RD	For a solid matrix, the duplicate RPD (spike or matrix) exceeded the control limit, which is attributable to the non-homogeneity of the sample.
		Nickel, total (3050)	M6010B ICP	RA	Relative Percent Difference (RPD) was not used for data validation because the sample concentration is too low for accurate evaluation (< 10x MDL).
			M6010B ICP	ZG	The ICP Serial Dilution was not used for data validation because the sample concentration was less than 50 times the MDL.
	WG251542	Selenium, total (3050)	M6020 ICP-MS	RA	Relative Percent Difference (RPD) was not used for data validation because the sample concentration is too low for accurate evaluation (< 10x MDL).
		Thallium, total (3050)	M6020 ICP-MS	RA	Relative Percent Difference (RPD) was not used for data validation because the sample concentration is too low for accurate evaluation (< 10x MDL).
			M6020 ICP-MS	ZB	The ICP-MS Serial Dilution was not used for data validation because the sample concentration was less than 100 times the MDL.
		Uranium, total (3050)	M6020 ICP-MS	RD	For a solid matrix, the duplicate RPD (spike or matrix) exceeded the control limit, which is attributable to the non-homogeneity of the sample.
	WG251948	Zinc, total (3050)	M6010B ICP	M3	The spike recovery value is unusable since the analyte concentration in the sample is disproportionate to the spike level. The recovery of the associated control sample (LCS or LFB) was acceptable.

Metals Analysis

The following parameters are not offered for certification or are not covered by NELAC certificate #ACZ.

Uranium, total (3050)	M6020 ICP-MS

Soil Analysis

The following parameters are not offered for certification or are not covered by NELAC certificate #ACZ.

Solids, Percent	CLPSOW390, PART F, D-98

ACZ Laboratories, Inc.
2773 Downhill Drive Steamboat Springs, CO 80487 (800) 334-5493

Sample Receipt

FMI Gold & Copper - Sierrita
OJ07R9

ACZ Project ID:	L71473
Date Received:	8/28/2008
Received By:	
Date Printed:	8/29/2008

Receipt Verification

	YES	NO	NA
1) Does this project require special handling procedures such as CLP protocol?			X
2) Are the custody seals on the cooler intact?	X		
3) Are the custody seals on the sample containers intact?			X
4) Is there a Chain of Custody or other directive shipping papers present?	X		
5) Is the Chain of Custody complete?	X		
6) Is the Chain of Custody in agreement with the samples received?	X		
7) Is there enough sample for all requested analyses?	X		
8) Are all samples within holding times for requested analyses?	X		
9) Were all sample containers received intact?	X		
10) Are the temperature blanks present?			X
11) Are the trip blanks (VOA and/or Cyanide) present?			X
12) Are samples requiring no headspace, headspace free?			X
13) Do the samples that require a Foreign Soils Permit have one?			X

Exceptions: If you answered no to any of the above questions, please describe

Samples 11-14 date on the coc was stated as 8/7/08 however on the bottles date was 8/27/08 went with the date on the bottles due to matched the rest of the samples received.

Contact (For any discrepancies, the client must be contacted)

The client was not contacted.

Shipping Containers

Cooler Id	Temp (°C)	Rad (µR/hr)
na6802	2.7	15

Client must contact ACZ Project Manager if analysis should not proceed for samples received outside of thermal preservation acceptance criteria.

Notes

ACZ Laboratories, Inc.
2773 Downhill Drive Steamboat Springs, CO 80487 (800) 334-5493

Sample Receipt

FMI Gold & Copper - Sierrita
OJ07R9

ACZ Project ID: L71473
Date Received: 8/28/2008
Received By:

Sample Container Preservation

SAMPLE	CLIENT ID	R < 2	G < 2	BK < 2	Y< 2	YG< 2	B< 2	O < 2	T >12	N/A	RAD	ID
L71473-01	CP-JS-04-0-1									X		
L71473-02	CP-JS-04-1-3									X		
L71473-03	CP-JS-04-5-7									X		
L71473-04	CP-JS-04-10-12									X		
L71473-05	CP-JS-04-15-17									X		
L71473-06	CP-JS-04-20									X		
L71473-07	OD-JS-03-0-1									X		
L71473-08	OD-JS-03-1-3									X		
L71473-09	OD-JS-03-1-3D									X		
L71473-10	CS-JS-05-0-1									X		
L71473-11	CS-JS-05-1-3									X		
L71473-12	CS-JS-05-1-3D									X		
L71473-13	CS-JS-06-0-1									X		
L71473-14	CS-JS-06-1-3									X		

Sample Container Preservation Legend

Abbreviation	Description	Container Type	Preservative/Limits
R	Raw/Nitric	RED	pH must be < 2
B	Filtered/Sulfuric	BLUE	pH must be < 2
BK	Filtered/Nitric	BLACK	pH must be < 2
G	Filtered/Nitric	GREEN	pH must be < 2
O	Raw/Sulfuric	ORANGE	pH must be < 2
P	Raw/NaOH	PURPLE	pH must be > 12 *
T	Raw/NaOH Zinc Acetate	TAN	pH must be > 12
Y	Raw/Sulfuric	YELLOW	pH must be < 2
YG	Raw/Sulfuric	YELLOW GLASS	pH must be < 2
N/A	No preservative needed	Not applicable	
RAD	Gamma/Beta dose rate	Not applicable	must be < 250 µR/hr

* pH check performed by analyst prior to sample preparation

Sample IDs Reviewed By: _____

ACZ Laboratories, Inc. L714473

2773 Downhill Drive Steamboat Springs, CO 80487 (800) 334-5493

CHAIN of CUSTODY

Report to:

Name: Rick Smith
Company: URS Corp.
E-mail: rick_smith@urscorp.com
Address: 333 E Wetmore Rd. St 400 Tucson, AZ
Telephone:

Copy of Report to:

Name: Steven Vaughn
Company: steven_vaughn@urscorp.com
E-mail: URS Corp
Telephone:

Invoice to:

Name: Ned Hall
Company: FMI-Sierra
E-mail: Ned_Hall@FMI.com
Address: 6200 W. Duval Mine Rd Green Valley, AZ P.O. Box 527
Telephone: (520) 648-8857

If sample(s) received past holding time (HT), or if insufficient HT remains to complete analysis before expiration, shall ACZ proceed with requested short HT analyses?
If "NO" then ACZ will contact client for further instruction. If neither "YES" nor "NO" is indicated, ACZ will proceed with the requested analyses, even if HT is expired, and data will be qualified.

YES ☐
NO ☐

PROJECT INFORMATION

Quote #:
Project/PO #: 05D7R9
Reporting state for compliance testing:
Sampler's Name: Armando Jimenez
Are any samples NRC licensable material?

ANALYSES REQUESTED *(attach list or use quote number)*

SAMPLE IDENTIFICATION	DATE:TIME	Matrix	# of Containers	See attached 7/9/08 Quote
CP-JS-04-0-1	8/27/08 1025	S	2	↓
CP-JS-04-1-3	8/27/08 1025	S	2	↓
CP-JS-04-5-7	8/27/08 1033	S	2	↓
CP-JS-04-10-12	8/27/08 1040	S	2	↓
CP-JS-04-15-17	8/27/08 1052	S	2	↓
CP-JS-04-20	8/27/08 1102	S	2	↓
OD-JS-03-0-1	8/27/08 1130	S	2	↓
SD-JS-03-1-3	8/27/08 1130	S	2	↓
OD-JS-03-1-3 D	8/27/08 1130	S	2	↓
CS-JS-05-0-1	8/27/08 1328	S	1	↓

Matrix: SW (Surface Water) · GW (Ground Water) · WW (Waste Water) · DW (Drinking Water) · SL (Sludge) · SO (Soil) · OL (Oil) · Other

REMARKS/ SAMPLE DISCLOSURES

~~URS~~ AJ

Fedex 8616 8504 9684

PAGE 1 of 2

Please refer to ACZ's terms & conditions located on the reverse side of this COC.

RELINQUISHED BY:	DATE:TIME	RECEIVED BY:	DATE:TIME
[signature]	8-27-08 1430	Fed ex [signature]	8/28/08 1057

FRMAD050.03.05.02 White - Return with sample. Yellow - Retain for your records.

ACZ Laboratories, Inc. L71473

2773 Downhill Drive Steamboat Springs, CO 80487 (800) 334-5493

CHAIN of CUSTODY

Report to:

Name: Ned Hall	Address: 6200 W. Mine Rd.
Company: FMI - Sierrita	Green Valley, AZ P.O. Box 527
E-mail: Ned-Hall@FMI.com	Telephone: (520) 648-8857

Copy of Report to:

Name: Rick-Smith@urscorp.com	E-mail: steven-vaughn@urscorp.com
Company:	Telephone:

Invoice to:

Name: Ned Hall	Address: 6200 W. Duval Mine Rd
Company: FMI - Sierrita	Green Valley, AZ P.O. Box 527
E-mail: Ned-Hall@FMI.com	Telephone: (520) 648-8857

If sample(s) received past holding time (HT), or if insufficient HT remains to complete analysis before expiration, shall ACZ proceed with requested short HT analyses? YES ☐ NO ☐

If "NO" then ACZ will contact client for further instruction. If neither "YES" nor "NO" is indicated, ACZ will proceed with the requested analyses, even if HT is expired, and data will be qualified.

PROJECT INFORMATION

Quote #:

Project/PO #: OJ07R9

Reporting state for compliance testing:

Sampler's Name: Armando Jimenez

Are any samples NRC licensable material?

ANALYSES REQUESTED *(attach list or use quote number)*

SAMPLE IDENTIFICATION	DATE:TIME	Matrix	# of Containers	See attached 7/8/08 Quote							
CS-JS-05-1-3	8-7-08 1328	SO	1	↓							
CS-JS-05-1-3D	8-7-08 1328	SO	1	↓							
CS-JS-06-0-1	8-7-08 1348	SO	1	↓							
CS-JS-06-1-3	8-7-08 1353	SO	1	↓							

Matrix: SW (Surface Water) · GW (Ground Water) · WW (Waste Water) · DW (Drinking Water) · SL (Sludge) · SO (Soil) · OL (Oil) · Other

REMARKS/ SAMPLE DISCLOSURES

~~UPS~~ AJ

Fed ex 8616 8504 9684

PAGE 2 of 2

Please refer to ACZ's terms & conditions located on the reverse side of this COC.

RELINQUISHED BY:	DATE:TIME	RECEIVED BY:	DATE:TIME
[signature]	8-27-08 1430	Fed ex	828081039

FRMAD050.03.05.02 White - Return with sample. Yellow - Retain for your records.

ACZ Laboratories, Inc.

2773 Downhill Drive Steamboat Springs, CO 80487 (800) 334-5493

Analytical Quote

Accounts Payable
PMI Gold & Copper - Sierrita
P.O. Box 2671
Phoenix, AZ 85002-2671

7/8/2008

Quote Number: SOIL-GPL

Matrix: Soil — Sierrita Soil Sampling Program

Parameter	Method	Detection Limit	Cost/Sample
Metals Analysis			
Antimony, total (3050)	M6020 ICP-MS	0.04 mg/Kg	$13.50
Arsenic, total (3050)	M6020 ICP-MS	0.05 mg/Kg	$13.50
Barium, total (3050)	M6010B ICP	0.3 mg/Kg	$6.75
Beryllium, total (3050)	M6010B ICP	0.2 mg/Kg	$6.75
Cadmium, total (3050)	M6010B ICP	0.5 mg/Kg	$6.75
Chromium, total (3050)	M6010B ICP	1 mg/Kg	$6.75
Cobalt, total (3050)	M6010B ICP	1 mg/Kg	$6.75
Copper, total (3050)	M6010B ICP	1 mg/Kg	$6.75
Lead, total (3050)	M6020 ICP-MS	0.01 mg/Kg	$13.50
Manganese, total (3050)	M6010B ICP	0.5 mg/Kg	$6.75
Mercury, total	M7471A CVAA	0.02 mg/Kg	$17.25
Molybdenum, total (3050)	M6010B ICP	1 mg/Kg	$6.75
Nickel, total (3050)	M6010B ICP	1 mg/Kg	$6.75
Selenium, total (3050)	M6020 ICP-MS	0.01 mg/Kg	$13.50
Thallium, total (3050)	M6020 ICP-MS	0.01 mg/Kg	$13.50
Uranium, total (3050)	M6020 ICP-MS	0.01 mg/Kg	$13.50
Zinc, total (3050)	M6010B ICP	1 mg/Kg	$6.75
Misc.			
Electronic Data Deliverable			$0.00
Quality Control Summary			$0.00
Sample Preparation			
Air Dry at 34 Degrees C	USDA No. 1, 1972		$5.25
Digestion - Alkaline	M3060A		$99.98
Digestion - Hot Plate	M3050B ICP-MS		$10.50
Sieve-2000 um (2.0mm)	ASA No.9, 15-4.2.2		$8.25
Soil Analysis			
Solids, Percent	CLPSOW390, PART F, D-98	0.1 %	$5.25
Wet Chemistry			
Chromium, Hexavalent (3060)	M7196A	0.005 mg/Kg	$28.00
		Cost/Sample:	**$322.98**

Pricing includes standard deliverables and turnaround. Includes a QC Summary and default electronic data deliverable.
Method detection limits are estimates and may be elevated depending on sample matrix.

REPAD.09.06.05.01 D/ 21 P/

ACZ Laboratories, Inc.
2773 Downhill Drive Steamboat Springs, CO 80487 (800) 334-5493

Analytical Report

September 30, 2008

Report to:
Ned Hall
FMI Gold & Copper - Sierrita
P.O. Box 527 6200 W. Duval Mine Rd.
Green Valley, AZ 85622-0527

Bill to:
Accounts Payable
FMI Gold & Copper - Sierrita
P.O. Box 2671
Phoenix, AZ 85002-2671

cc: Rick Smith, Steve Vaughn

Project ID: OJO7R9
ACZ Project ID: L71687

Ned Hall:

Enclosed are the analytical results for sample(s) submitted to ACZ Laboratories, Inc. (ACZ) on September 09, 2008. This project has been assigned to ACZ's project number, L71687. Please reference this number in all future inquiries.

All analyses were performed according to ACZ's Quality Assurance Plan, version 12.0. The enclosed results relate only to the samples received under L71687. Each section of this report has been reviewed and approved by the appropriate Laboratory Supervisor, or a qualified substitute.

Except as noted, the test results for the methods and parameters listed on ACZ's current NELAC certificate letter (#ACZ) meet all requirements of NELAC.

This report shall be used or copied only in its entirety. ACZ is not responsible for the consequences arising from the use of a partial report.

All samples and sub-samples associated with this project will be disposed of after October 30, 2008. If the samples are determined to be hazardous, additional charges apply for disposal (typically less than $10/sample). If you would like the samples to be held longer than ACZ's stated policy or to be returned, please contact your Project Manager or Customer Service Representative for further details and associated costs. ACZ retains analytical reports for five years.

If you have any questions or other needs, please contact your Project Manager.

S. Habermehl

Scott Habermehl has reviewed
and approved this report.

ACZ Laboratories, Inc.
2773 Downhill Drive Steamboat Springs, CO 80487 (800) 334-5493

Inorganic Analytical Results

FMI Gold & Copper - Sierrita
Project ID: OJO7R9
Sample ID: C-JS-05-0-1

ACZ Sample ID: ***L71687-01***
Date Sampled: *08/05/08 11:08*
Date Received: *09/09/08*
Sample Matrix: *Soil*

Metals Analysis

Parameter	EPA Method	Result	Qual	XQ	Units	MDL	PQL	Date	Analyst
Lead (1312)	M6020 ICP-MS		U		mg/L	0.0001	0.0005	09/23/08 18:56	rac

Soil Preparation

Parameter	EPA Method	Result	Qual	XQ	Units	MDL	PQL	Date	Analyst
Synthetic Precip. Leaching Procedure	M1312							09/16/08 6:07	lwt/bjl

Note: This report is for additional analysis of the sample previously reported as ACZ project L71009-10.

Arizona license number: AZ0102

ACZ Laboratories, Inc.
2773 Downhill Drive Steamboat Springs, CO 80487 (800) 334-5493

Inorganic Analytical Results

FMI Gold & Copper - Sierrita
Project ID: OJO7R9
Sample ID: C-JS-05-1-3

ACZ Sample ID: ***L71687-02***
Date Sampled: *08/05/08 11:08*
Date Received: *09/09/08*
Sample Matrix: *Soil*

Metals Analysis

Parameter	EPA Method	Result	Qual	XQ	Units	MDL	PQL	Date	Analyst
Lead (1312)	M6020 ICP-MS	0.0010			mg/L	0.0001	0.0005	09/23/08 19:05	rac

Soil Preparation

Parameter	EPA Method	Result	Qual	XQ	Units	MDL	PQL	Date	Analyst
Synthetic Precip. Leaching Procedure	M1312							09/16/08 7:15	lwt/bjl

Note: This report is for additional analysis of the sample previously reported as ACZ project L71009-11.

Arizona license number: AZ0102

ACZ Laboratories, Inc.
2773 Downhill Drive Steamboat Springs, CO 80487 (800) 334-5493

Inorganic Analytical Results

FMI Gold & Copper - Sierrita
Project ID: OJO7R9
Sample ID: EM-JS-07-10-12

ACZ Sample ID: ***L71687-03***
Date Sampled: *08/13/08 09:45*
Date Received: *09/09/08*
Sample Matrix: *Soil*

Soil Preparation

Parameter	EPA Method	Result	Qual	XQ	Units	MDL	PQL	Date	Analyst
Digestion - Alkaline	M3060A							09/10/08 8:00	lwt

Wet Chemistry

Parameter	EPA Method	Result	Qual	XQ	Units	MDL	PQL	Date	Analyst
Chromium, Hexavalent (3060)	M7196A		U	*	mg/Kg	1	4	09/11/08 17:01	kah

Note: This report is for additional analysis of the sample previously reported as ACZ project L71176-08.

Arizona license number: AZ0102

** Please refer to Qualifier Reports for details.*

ACZ Laboratories, Inc.
2773 Downhill Drive Steamboat Springs, CO 80487 (800) 334-5493

Inorganic Analytical Results

FMI Gold & Copper - Sierrita
Project ID: OJO7R9
Sample ID: EM-JS-07-15-16

ACZ Sample ID: ***L71687-04***
Date Sampled: *08/13/08 09:45*
Date Received: *09/09/08*
Sample Matrix: *Soil*

Soil Preparation

Parameter	EPA Method	Result	Qual	XQ	Units	MDL	PQL	Date	Analyst
Digestion - Alkaline	M3060A							09/10/08 10:00	lwt

Wet Chemistry

Parameter	EPA Method	Result	Qual	XQ	Units	MDL	PQL	Date	Analyst
Chromium, Hexavalent (3060)	M7196A		U	*	mg/Kg	1	5	09/11/08 17:09	kah

Note: This report is for additional analysis of the sample previously reported as ACZ project L71176-09.

Arizona license number: AZ0102

** Please refer to Qualifier Reports for details.*

ACZ Laboratories, Inc.
2773 Downhill Drive Steamboat Springs, CO 80487 (800) 334-5493

Inorganic Analytical Results

FMI Gold & Copper - Sierrita
Project ID: OJO7R9
Sample ID: EM-JS-08-5-7

ACZ Sample ID: ***L71687-05***
Date Sampled: *08/12/08 13:33*
Date Received: *09/09/08*
Sample Matrix: *Soil*

Metals Analysis

Parameter	EPA Method	Result	Qual	XQ	Units	MDL	PQL	Date	Analyst
Lead (1312)	M6020 ICP-MS		U		mg/L	0.0001	0.0005	09/23/08 19:10	rac

Soil Preparation

Parameter	EPA Method	Result	Qual	XQ	Units	MDL	PQL	Date	Analyst
Synthetic Precip. Leaching Procedure	M1312							09/16/08 8:22	lwt/bjl

Note: This report is for additional analysis of the sample previously reported as ACZ project L71134-16.

Arizona license number: AZ0102

ACZ Laboratories, Inc.
2773 Downhill Drive Steamboat Springs, CO 80487 (800) 334-5493

Inorganic Analytical Results

FMI Gold & Copper - Sierrita
Project ID: OJO7R9
Sample ID: EM-JS-08-10-12

ACZ Sample ID: ***L71687-06***
Date Sampled: *08/12/08 13:56*
Date Received: *09/09/08*
Sample Matrix: *Soil*

Metals Analysis

Parameter	EPA Method	Result	Qual	XQ	Units	MDL	PQL	Date	Analyst
Lead (1312)	M6020 ICP-MS	0.0002	B		mg/L	0.0001	0.0005	09/23/08 19:32	rac

Soil Preparation

Parameter	EPA Method	Result	Qual	XQ	Units	MDL	PQL	Date	Analyst
Digestion - Alkaline	M3060A							09/10/08 11:00	lwt
Synthetic Precip. Leaching Procedure	M1312							09/16/08 11:45	lwt/bjl

Wet Chemistry

Parameter	EPA Method	Result	Qual	XQ	Units	MDL	PQL	Date	Analyst
Chromium, Hexavalent (3060)	M7196A		U	*	mg/Kg	1	4	09/11/08 17:12	kah

Note: This report is for additional analysis of the sample previously reported as ACZ project L71134-17.

Arizona license number: AZ0102

** Please refer to Qualifier Reports for details.*

Report Header Explanations

Batch	A distinct set of samples analyzed at a specific time
Found	Value of the QC Type of interest
Limit	Upper limit for RPD, in %.
Lower	Lower Recovery Limit, in % (except for LCSS, mg/Kg)
MDL	Method Detection Limit. Same as Minimum Reporting Limit. Allows for instrument and annual fluctuations.
PCN/SCN	A number assigned to reagents/standards to trace to the manufacturer's certificate of analysis
PQL	Practical Quantitation Limit, typically 5 times the MDL.
QC	True Value of the Control Sample or the amount added to the Spike
Rec	Amount of the true value or spike added recovered, in % (except for LCSS, mg/Kg)
RPD	Relative Percent Difference, calculation used for Duplicate QC Types
Upper	Upper Recovery Limit, in % (except for LCSS, mg/Kg)
Sample	Value of the Sample of interest

QC Sample Types

AS	Analytical Spike (Post Digestion)	*LCSWD*	Laboratory Control Sample - Water Duplicate
ASD	Analytical Spike (Post Digestion) Duplicate	*LFB*	Laboratory Fortified Blank
CCB	Continuing Calibration Blank	*LFM*	Laboratory Fortified Matrix
CCV	Continuing Calivation Verification standard	*LFMD*	Laboratory Fortified Matrix Duplicate
DUP	Sample Duplicate	*LRB*	Laboratory Reagent Blank
ICB	Initial Calibration Blank	*MS*	Matrix Spike
ICV	Initial Calibration Verification standard	*MSD*	Matrix Spike Duplicate
ICSAB	Inter-element Correction Standard - A plus B solutions	*PBS*	Prep Blank - Soil
LCSS	Laboratory Control Sample - Soil	*PBW*	Prep Blank - Water
LCSSD	Laboratory Control Sample - Soil Duplicate	*PQV*	Practical Quantitation Verification standard
LCSW	Laboratory Control Sample - Water	*SDL*	Serial Dilution

QC Sample Type Explanations

Blanks	Verifies that there is no or minimal contamination in the prep method or calibration procedure.
Control Samples	Verifies the accuracy of the method, including the prep procedure.
Duplicates	Verifies the precision of the instrument and/or method.
Spikes/Fortified Matrix	Determines sample matrix interferences, if any.
Standard	Verifies the validity of the calibration.

ACZ Qualifiers (Qual)

B	Analyte concentration detected at a value between MDL and PQL.
H	Analysis exceeded method hold time. pH is a field test with an immediate hold time.
U	Analyte was analyzed for but not detected at the indicated MDL

Method References

(1) EPA 600/4-83-020. Methods for Chemical Analysis of Water and Wastes, March 1983.
(2) EPA 600/R-93-100. Methods for the Determination of Inorganic Substances in Environmental Samples, August 1993.
(3) EPA 600/R-94-111. Methods for the Determination of Metals in Environmental Samples - Supplement I, May 1994.
(5) EPA SW-846. Test Methods for Evaluating Solid Waste, Third Edition with Update III, December 1996.
(6) Standard Methods for the Examination of Water and Wastewater, 19th edition, 1995.

Comments

(1) QC results calculated from raw data. Results may vary slightly if the rounded values are used in the calculations.
(2) Soil, Sludge, and Plant matrices for Inorganic analyses are reported on a dry weight basis.
(3) Animal matrices for Inorganic analyses are reported on an "as received" basis.

FMI Gold & Copper - Sierrita
Project ID: OJO7R9

ACZ Project ID: ***L71687***

Chromium, Hexavalent (3060) M7196A

ACZ ID	Type	Analyzed	PCN/SCN	QC	Sample	Found	Units	Rec	Lower	Upper	RPD	Limit	Qual
WG251666													
WG251666ICV	ICV	09/11/08 16:56	WC080903-3	.05		.0503	mg/L	100.6	90	110			
WG251666ICB	ICB	09/11/08 16:58				U	mg/L		-0.015	0.015			
L71687-03AS	AS	09/11/08 17:04	WC080513-4	10.5	U	1.7	mg/Kg	16.2	80	120			M2
L71687-03DUP	DUP	09/11/08 17:07			U	U	mg/Kg				0	20	RA
L71687-06MS1	MS	09/11/08 17:15	SI080910-1	71.632	U	U	mg/Kg	0	75	125			MD
L71687-06MS2	MS	09/11/08 17:18	SI080910-2	3.52	U	U	mg/Kg	0	75	125			MD
WG251518PBS	PBS	09/11/08 17:26				U	mg/Kg		-3	3			
WG251518LCSS	LCSS	09/11/08 17:29	PCN28648	181		179	mg/Kg		128	234			

Lead (1312) M6020 ICP-MS

ACZ ID	Type	Analyzed	PCN/SCN	QC	Sample	Found	Units	Rec	Lower	Upper	RPD	Limit	Qual
WG252200													
WG252200ICV	ICV	09/23/08 18:30	MS080902-4	.05		.05052	mg/L	101	90	110			
WG252200ICB	ICB	09/23/08 18:34				U	mg/L		-0.0003	0.0003			
WG251827PBS	PBS	09/23/08 18:52				U	mg/L		-0.0003	0.0003			
L71687-05MS	MS	09/23/08 19:14	MS080902-1	.05	U	.0468	mg/L	93.6	75	125			
L71687-05MSD	MSD	09/23/08 19:18	MS080902-1	.05	U	.04703	mg/L	94.1	75	125	0.49	20	

FMI Gold & Copper - Sierrita ACZ Project ID: ***L71687***

ACZ ID	WORKNUM	PARAMETER	METHOD	QUAL	DESCRIPTION
L71687-03	WG251666	Chromium, Hexavalent (3060)	M7196A	DA	Sample required dilution due to reactivity.
			M7196A	M2	Matrix spike recovery was low, the recovery of the associated control sample (LCS or LFB) was acceptable.
			M7196A	MD	The spike recovery (and spike duplicate RPD, if applicable) was not used for data validation because the concentration of the sample and/or the spike was less than the reporting limit.
			M7196A	RA	Relative Percent Difference (RPD) was not used for data validation because the sample concentration is too low for accurate evaluation (< 10x MDL).
L71687-04	WG251666	Chromium, Hexavalent (3060)	M7196A	DA	Sample required dilution due to reactivity.
			M7196A	M2	Matrix spike recovery was low, the recovery of the associated control sample (LCS or LFB) was acceptable.
			M7196A	MD	The spike recovery (and spike duplicate RPD, if applicable) was not used for data validation because the concentration of the sample and/or the spike was less than the reporting limit.
			M7196A	RA	Relative Percent Difference (RPD) was not used for data validation because the sample concentration is too low for accurate evaluation (< 10x MDL).
L71687-06	WG251666	Chromium, Hexavalent (3060)	M7196A	DA	Sample required dilution due to reactivity.
			M7196A	M2	Matrix spike recovery was low, the recovery of the associated control sample (LCS or LFB) was acceptable.
			M7196A	MD	The spike recovery (and spike duplicate RPD, if applicable) was not used for data validation because the concentration of the sample and/or the spike was less than the reporting limit.
			M7196A	RA	Relative Percent Difference (RPD) was not used for data validation because the sample concentration is too low for accurate evaluation (< 10x MDL).

No certification qualifiers associated with this analysis

L71687-Reloox

ACZ Laboratories, Inc. L71009

2773 Downhill Drive Steamboat Springs, CO 80487 (800) 334-5493

CHAIN of CUSTODY

Report to:

Name: Ned Hall	Address: 6200 W. Duval Mine Rd.
Company: FMI-Sierrita	P.O. Box 527, Green Valley, AZ
E-mail: Ned_Hall@FMI.com	Telephone: (520) 648-8857

Copy of Report to:

Name: Rick-Smith@urscorp.com	E-mail: Steven_Vaughn@urscorp.com
Company:	Telephone:

Invoice to:

Name: Ned Hall	Address: 6200 W. Duval Mine Rd
Company: FMI	P.O. Box 527, Green Valley, AZ
E-mail: Ned-Hall@FMI.com	Telephone: (520) 648-8857

If sample(s) received past holding time (HT), or if insufficient HT remains to complete analysis before expiration, shall ACZ proceed with requested short HT analyses? YES ☐ NO ☐

If "NO" then ACZ will contact client for further instruction. If neither "YES" nor "NO" is indicated, ACZ will proceed with the requested analyses, even if HT is expired, and data will be qualified.

PROJECT INFORMATION

Quote #:

Project/PO #: 0J07R9

Reporting state for compliance testing:

Sampler's Name: Armando Jimenez

Are any samples NRC licensable material?

ANALYSES REQUESTED *(attach list or use quote number)*

SAMPLE IDENTIFICATION	DATE:TIME	Matrix	# of Containers	See attached 7/8/08 quote.
C-JS-03-0-1	8-5-08 : 813	SO	1	1
C-JS-03-1-3	813		1	
C-JS-03-5-7	0819		1	
C-JS-03-10-12	828		1	
C-JS-04-0-1	925		1	
C-JS-04-1-3	925		1	
C-JS-04-5-7	934		1	
C-JS-04-10-12	942		1	
C-JS-04-15-16	1033		1	
-10 C-JS-05-0-1	1108		1	1

Matrix: SW (Surface Water) · GW (Ground Water) · WW (Waste Water) · DW (Drinking Water) · SL (Sludge) · SO (Soil) · OL (Oil) · Other

REMARKS/ SAMPLE DISCLOSURES

UPS # 1Z 810 130 8 460 087 171

PAGE 1 of 2

Please refer to ACZ's terms & conditions located on the reverse side of this COC.

RELINQUISHED BY:	DATE:TIME	RECEIVED BY:	DATE:TIME
[signature]	8-5-08 1215	UPS	
		[signature]	8-7-08 10:49

FRMAD050.03.05.02 White - Return with sample. Yellow - Retain for your records.

L71687-Reloop

ACZ Laboratories, Inc.

L71009

2773 Downhill Drive Steamboat Springs, CO 80487 (800) 334-5493

CHAIN of CUSTODY

Report to:

Name: Ned Hall
Company: FMI
E-mail: Ned_Hall@FMI.com
Address: 6200 W. Duval Mine Rd. P.O. Box 527, Green Valley, AZ
Telephone: (520) 648-8857

Copy of Report to:

Name: Nick.Smith@URSCorp.com
Company:
E-mail: Steven_Vaughn@URSCorp.com
Telephone:

Invoice to:

Name: Ned Hall
Company: FMI
E-mail: Ned_Hall@FMI.com
Address: 6200 W. Duval Mine Rd P.O. Box 527, Green Valley, AZ
Telephone: (520) 648-8857

If sample(s) received past holding time (HT), or if insufficient HT remains to complete analysis before expiration, shall ACZ proceed with requested short HT analyses? YES [ ] NO [ ]
If "NO" then ACZ will contact client for further instruction. If neither "YES" nor "NO" is indicated, ACZ will proceed with the requested analyses, even if HT is expired, and data will be qualified.

PROJECT INFORMATION

Quote #:
Project/PO #: 0397129
Reporting state for compliance testing:
Sampler's Name: Armando Jimenez
Are any samples NRC licensable material?

ANALYSES REQUESTED (attach list or use quote number)

SAMPLE IDENTIFICATION	DATE:TIME	Matrix	# of Containers	See attached 7/18/2008 Quote							
-11 • C-JS-05-1-3	8-5-08 1108	SO	1	1							

Matrix: SW (Surface Water) · GW (Ground Water) · WW (Waste Water) · DW (Drinking Water) · SL (Sludge) · SO (Soil) · OL (Oil) · Other

REMARKS/ SAMPLE DISCLOSURES

UPS# 1Z 810 1308 9 6008 7171

PAGE 2 of 2

Please refer to ACZ's terms & conditions located on the reverse side of this COC.

RELINQUISHED BY:	DATE:TIME	RECEIVED BY:	DATE:TIME
N. Y. S	8-5-08 1215	[illegible]	
		[illegible]	8-7-08 10:49

FRMAD050.03.05.02 White - Return with sample. Yellow - Retain for your records.

L71687-Relook

ACZ Laboratories, Inc.

L71176

2773 Downhill Drive Steamboat Springs, CO 80487 (800) 334-5493

CHAIN of CUSTODY

Report to:

Name: Ned Hall
Company: EMI
E-mail: Ned_Hall@EMI.com
Address: 6200 W. Duval Mine Rd.
P.O. Box 527, Green Valley, AZ
Telephone: (520) 648-8857

Copy of Report to:

Name: Steven Vaughn ewscorp.com
Company:
E-mail: Rick_Smith@ewscorp.com
Telephone:

Invoice to:

Name: Ned Hall
Company: EMI
E-mail: Ned_Hall@EMI.com
Address: 6200 W. Duval Mine Rd.
P.O. Box 527, Green Valley, AZ
Telephone: (520) 648-8857

If sample(s) received past holding time (HT), or if insufficient HT remains to complete analysis before expiration, shall ACZ proceed with requested short HT analyses? YES [ ] NO [ ]
If "NO" then ACZ will contact client for further instruction. If neither "YES" nor "NO" is indicated, ACZ will proceed with the requested analyses, even if HT is expired, and data will be qualified.

PROJECT INFORMATION

Quote #:
Project/PO #: OJ07R9
Reporting state for compliance testing:
Sampler's Name: Armando Jimenez
Are any samples NRC licensable material?

ANALYSES REQUESTED *(attach list or use quote number)*

SAMPLE IDENTIFICATION	DATE:TIME	Matrix	# of Containers	See attached Quote 78163	Total Metals						
EM-JS-06-0-1	8/13/08 0840	SO	1								
EM-JS-06-1-3	0840		1								
EM-JS-06-5-7	0845		1								
EM-JS-06-10-11	0850		1								
EM-JS-07-0-1	0914		1								
EM-JS-07-1-3	0914		1								
EM-JS-07-5-7	0919		1								
-08 EM-JS-07-10-12	0945		1								
-09 EM-JS-07-15-16	0945		1								
Equip-1	8/13/08 1335	GW	1		X						

Matrix: SW (Surface Water) · GW (Ground Water) · WW (Waste Water) · DW (Drinking Water) · SL (Sludge) · SO (Soil) · OL (Oil) · Other

REMARKS/ SAMPLE DISCLOSURES

Fedex: 8616 8504 9695

PAGE 1 of 1

Please refer to ACZ's terms & conditions located on the reverse side of this COC.

RELINQUISHED BY:	DATE:TIME	RECEIVED BY:	DATE:TIME
[illegible]	8/13/08 1415	Fed ex	
		MSS	8.14.08 10:44

FRMAD050.03.05.02 White - Return with sample. Yellow - Retain for your records.

L71687-Relog

ACZ Laboratories, Inc. L71134

2773 Downhill Drive Steamboat Springs, CO 80487 (800) 334-5493

CHAIN of CUSTODY

Report to:

Name: Ned Hall
Company: FMI - Sierrita
E-mail: Ned_Hall@FMI.com
Address: 6200 W. Duval Mine Rd
PO Box 527 Green Valley, AZ
Telephone: 520-648-8857

Copy of Report to:

Name: Rick_Smith@CURSCorp.com
Company:
E-mail: Steve_Vaughn@CURSCorp.com
Telephone:

Invoice to:

Name: Ned Hall
Company: FMI - Sierrita
E-mail: Ned_Hall@FMI.com
Address: 6200 W. Duval Mine Rd
PO Box 527 Green Valley, AZ
Telephone: 520-648-8857

If sample(s) received past holding time (HT), or if insufficient HT remains to complete analysis before expiration, shall ACZ proceed with requested short HT analyses? YES [ ] NO [ ]
If "NO" then ACZ will contact client for further instruction. If neither "YES" nor "NO" is indicated, ACZ will proceed with the requested analyses, even if HT is expired, and data will be qualified.

PROJECT INFORMATION

Quote #: OJ07R9
Project/PO #:
Reporting state for compliance testing:
Sampler's Name: Kevin Walsh
Are any samples NRC licensable material?

ANALYSES REQUESTED (attach list or use quote number)

	SAMPLE IDENTIFICATION	DATE:TIME	Matrix	# of Containers	522 4 Wk Ended Quote 7/18/08							
	RP-JS-01-10-12	8/12/08 (0953)	SO	2	X							
	RP-JS-01-15-17	8/12/08 (1005)	SO	2	X							
	EM-JS-08-0-1	8/12/08 (1328)	SO	2	X							
	EM-JS-08-1-3	8/12/08 (1328)	SO	2	X							
	EM-JS-08-1-3D	8/12/08 (1328)	SO	2	X							
-16	EM-JS-08-5-7	8/12/08 (1327)	SO	2	X							
-17	EM-JS-08-10-12	8/12/08 (1326)	SO	2	X							

Matrix: SW (Surface Water) · GW (Ground Water) · WW (Waste Water) · DW (Drinking Water) · SL (Sludge) · SO (Soil) · OL (Oil) · Other

REMARKS/ SAMPLE DISCLOSURES

8616-8504-9700 7 Fed Ex Tracking #
8616-8504-9710 3

PAGE 2 of 2

Please refer to ACZ's terms & conditions located on the reverse side of this COC.

RELINQUISHED BY:	DATE:TIME	RECEIVED BY:	DATE:TIME
[signature]	8/12/08 1500		

FRMAD050.03.05.02 White - Return with sample. Yellow - Retain for your records.

Additional Analysis Request
September 9, 2008

ACZ Project #	ACZ Sample #	URS Sample #	Requested Additional Analysis	Comment
L71009	L71009-10	C-JS-05-0-1	SPLP/Lead	Lead concentration=477 mg/kg exceeded GPL
L71009	L71009-11	C-JS-05-1-3	SPLP/Lead	Lead concentration=3740 mg/kg exceeded GPL
L71176	L71176-08	EM-JS-07-10-12	Hexavalent Chromium	Total Chromium = 36 mg/kg
L71176	L71176-09	EM-JS-07-15-16	Hexavalent Chromium	Total Chromium = 45 mg/kg
L71134	L71134-16	EM-JS-08-5-7	SPLP Lead	Lead exceeded GPL 999 mg/kg
L71134	L71134-17	EM-JS-08-10-12	SPLP Lead	Lead exceeded GPL 303 mg/kg
			Hexavalent Chromium	Total Chromium = 193 mg/kg

ACZ Laboratories, Inc.
2773 Downhill Drive Steamboat Springs, CO 80487 (800) 334-5493

Analytical Report

October 01, 2008

Report to:
Ned Hall
FMI Gold & Copper - Sierrita
P.O. Box 527 6200 W. Duval Mine Rd.
Green Valley, AZ 85622-0527

Bill to:
Accounts Payable
FMI Gold & Copper - Sierrita
P.O. Box 2671
Phoenix, AZ 85002-2671

cc: Rick Smith, Steve Vaughn

Project ID: OJ07R9
ACZ Project ID: L71753

Ned Hall:

Enclosed are the analytical results for sample(s) submitted to ACZ Laboratories, Inc. (ACZ) on September 11, 2008. This project has been assigned to ACZ's project number, L71753. Please reference this number in all future inquiries.

All analyses were performed according to ACZ's Quality Assurance Plan, version 12.0. The enclosed results relate only to the samples received under L71753. Each section of this report has been reviewed and approved by the appropriate Laboratory Supervisor, or a qualified substitute.

Except as noted, the test results for the methods and parameters listed on ACZ's current NELAC certificate letter (#ACZ) meet all requirements of NELAC.

This report shall be used or copied only in its entirety. ACZ is not responsible for the consequences arising from the use of a partial report.

All samples and sub-samples associated with this project will be disposed of after November 01, 2008. If the samples are determined to be hazardous, additional charges apply for disposal (typically less than $10/sample). If you would like the samples to be held longer than ACZ's stated policy or to be returned, please contact your Project Manager or Customer Service Representative for further details and associated costs. ACZ retains analytical reports for five years.

If you have any questions or other needs, please contact your Project Manager.

S. Habermehl

Scott Habermehl has reviewed
and approved this report.

ACZ Laboratories, Inc.
2773 Downhill Drive Steamboat Springs, CO 80487 (800) 334-5493

Inorganic Analytical Results

FMI Gold & Copper - Sierrita
Project ID: OJ07R9
Sample ID: RA-JS-02-1-3

ACZ Sample ID: ***L71753-01***
Date Sampled: *08/11/08 10:45*
Date Received: *09/11/08*
Sample Matrix: *Soil*

Inorganic Prep

Parameter	EPA Method	Result	Qual	XQ	Units	MDL	PQL	Date	Analyst
Total Hot Plate Digestion	M3010A ICP							09/20/08 0:25	jws

Metals Analysis

Parameter	EPA Method	Result	Qual	XQ	Units	MDL	PQL	Date	Analyst
Lead (1312)	M6010B ICP		U	*	mg/L	0.04	0.2	09/22/08 23:10	ear

Soil Preparation

Parameter	EPA Method	Result	Qual	XQ	Units	MDL	PQL	Date	Analyst
Synthetic Precip. Leaching Procedure	M1312							09/16/08 12:52	lwt/bjl

Note: This report is for additional analysis of the sample previously reported as ACZ project L71084-03.

Arizona license number: AZ0102

** Please refer to Qualifier Reports for details.*

ACZ Laboratories, Inc.
2773 Downhill Drive Steamboat Springs, CO 80487 (800) 334-5493

Inorganic Analytical Results

FMI Gold & Copper - Sierrita
Project ID: OJ07R9
Sample ID: RA-JS-02-5-7

ACZ Sample ID: ***L71753-02***
Date Sampled: *08/11/08 12:50*
Date Received: *09/11/08*
Sample Matrix: *Soil*

Soil Preparation

Parameter	EPA Method	Result	Qual	XQ	Units	MDL	PQL	Date	Analyst
Digestion - Alkaline	M3060A			*				09/24/08 7:00	bjl

Wet Chemistry

Parameter	EPA Method	Result	Qual	XQ	Units	MDL	PQL	Date	Analyst
Chromium, Hexavalent (3060)	M7196A		UH	*	mg/Kg	2	8	09/26/08 12:20	kah

Note: This report is for additional analysis of the sample previously reported as ACZ project L71084-04.

Arizona license number: AZ0102

** Please refer to Qualifier Reports for details.*

ACZ Laboratories, Inc.
2773 Downhill Drive Steamboat Springs, CO 80487 (800) 334-5493

Inorganic Analytical Results

FMI Gold & Copper - Sierrita
Project ID: OJ07R9
Sample ID: RA-JS-02-5-7D

ACZ Sample ID: ***L71753-03***
Date Sampled: *08/11/08 12:50*
Date Received: *09/11/08*
Sample Matrix: *Soil*

Soil Preparation

Parameter	EPA Method	Result	Qual	XQ	Units	MDL	PQL	Date	Analyst
Digestion - Alkaline	M3060A			*				09/24/08 10:00	bjl

Wet Chemistry

Parameter	EPA Method	Result	Qual	XQ	Units	MDL	PQL	Date	Analyst
Chromium, Hexavalent (3060)	M7196A		UH	*	mg/Kg	2	7	09/26/08 12:42	kah

Note: This report is for additional analysis of the sample previously reported as ACZ project L71084-05.

Arizona license number: AZ0102

** Please refer to Qualifier Reports for details.*

Report Header Explanations

Batch	A distinct set of samples analyzed at a specific time
Found	Value of the QC Type of interest
Limit	Upper limit for RPD, in %.
Lower	Lower Recovery Limit, in % (except for LCSS, mg/Kg)
MDL	Method Detection Limit. Same as Minimum Reporting Limit. Allows for instrument and annual fluctuations.
PCN/SCN	A number assigned to reagents/standards to trace to the manufacturer's certificate of analysis
PQL	Practical Quantitation Limit, typically 5 times the MDL.
QC	True Value of the Control Sample or the amount added to the Spike
Rec	Amount of the true value or spike added recovered, in % (except for LCSS, mg/Kg)
RPD	Relative Percent Difference, calculation used for Duplicate QC Types
Upper	Upper Recovery Limit, in % (except for LCSS, mg/Kg)
Sample	Value of the Sample of interest

QC Sample Types

AS	Analytical Spike (Post Digestion)	*LCSWD*	Laboratory Control Sample - Water Duplicate
ASD	Analytical Spike (Post Digestion) Duplicate	*LFB*	Laboratory Fortified Blank
CCB	Continuing Calibration Blank	*LFM*	Laboratory Fortified Matrix
CCV	Continuing Calivation Verification standard	*LFMD*	Laboratory Fortified Matrix Duplicate
DUP	Sample Duplicate	*LRB*	Laboratory Reagent Blank
ICB	Initial Calibration Blank	*MS*	Matrix Spike
ICV	Initial Calibration Verification standard	*MSD*	Matrix Spike Duplicate
ICSAB	Inter-element Correction Standard - A plus B solutions	*PBS*	Prep Blank - Soil
LCSS	Laboratory Control Sample - Soil	*PBW*	Prep Blank - Water
LCSSD	Laboratory Control Sample - Soil Duplicate	*PQV*	Practical Quantitation Verification standard
LCSW	Laboratory Control Sample - Water	*SDL*	Serial Dilution

QC Sample Type Explanations

Blanks	Verifies that there is no or minimal contamination in the prep method or calibration procedure.
Control Samples	Verifies the accuracy of the method, including the prep procedure.
Duplicates	Verifies the precision of the instrument and/or method.
Spikes/Fortified Matrix	Determines sample matrix interferences, if any.
Standard	Verifies the validity of the calibration.

ACZ Qualifiers (Qual)

B	Analyte concentration detected at a value between MDL and PQL.
H	Analysis exceeded method hold time. pH is a field test with an immediate hold time.
U	Analyte was analyzed for but not detected at the indicated MDL

Method References

(1) EPA 600/4-83-020. Methods for Chemical Analysis of Water and Wastes, March 1983.
(2) EPA 600/R-93-100. Methods for the Determination of Inorganic Substances in Environmental Samples, August 1993.
(3) EPA 600/R-94-111. Methods for the Determination of Metals in Environmental Samples - Supplement I, May 1994.
(5) EPA SW-846. Test Methods for Evaluating Solid Waste, Third Edition with Update III, December 1996.
(6) Standard Methods for the Examination of Water and Wastewater, 19th edition, 1995.

Comments

(1) QC results calculated from raw data. Results may vary slightly if the rounded values are used in the calculations.
(2) Soil, Sludge, and Plant matrices for Inorganic analyses are reported on a dry weight basis.
(3) Animal matrices for Inorganic analyses are reported on an "as received" basis.

FMI Gold & Copper - Sierrita
Project ID: OJ07R9

ACZ Project ID: ***L71753***

Chromium, Hexavalent (3060) M7196A

ACZ ID	Type	Analyzed	PCN/SCN	QC	Sample	Found	Units	Rec	Lower	Upper	RPD	Limit	Qual
WG252618													
WG252618ICV	ICV	09/26/08 12:06	WC080903-3	.05		.0513	mg/L	102.6	90	110			
WG252618ICB	ICB	09/26/08 12:13				U	mg/L		-0.015	0.015			
L71753-02MS1	MS	09/26/08 12:27	SI080923-1	30.4	U	11.4	mg/Kg	37.5	75	125			M2
L71753-02MS2	MS	09/26/08 12:34	SI080923-2	6.042	U	2.1	mg/Kg	34.8	75	125			MD
L71753-03AS	AS	09/26/08 12:49	WC080513-4	16.75	U	U	mg/Kg	0	80	120			M2
L71753-03DUP	DUP	09/26/08 12:56			U	U	mg/Kg				0	20	RA
WG252344PBS	PBS	09/26/08 13:03				U	mg/Kg		-3	3			
WG252344LCSS	LCSS	09/26/08 13:25	PCN28648	181		188	mg/Kg		128	234			

Lead (1312) M6010B ICP

ACZ ID	Type	Analyzed	PCN/SCN	QC	Sample	Found	Units	Rec	Lower	Upper	RPD	Limit	Qual
WG252293													
WG252293ICV	ICV	09/22/08 21:52	II080820-1	4		3.822	mg/L	95.6	90	110			
WG252293ICB	ICB	09/22/08 21:56				U	mg/L		-0.12	0.12			
WG251827PBS	PBS	09/22/08 22:11				U	mg/L		-0.12	0.12			
L71648-01MS	MS	09/22/08 22:29	II080911-2	1	U	1.049	mg/L	104.9	75	125			
L71648-01MSD	MSD	09/22/08 22:33	II080911-2	1	U	1.029	mg/L	102.9	75	125	1.92	20	
L71753-01DUP	DUP	09/22/08 23:14			U	U	mg/L				0	20	RA

ACZ Laboratories, Inc.
2773 Downhill Drive Steamboat Springs, CO 80487 (800) 334-5493

Inorganic Extended Qualifier Report

FMI Gold & Copper - Sierrita ACZ Project ID: ***L71753***

ACZ ID	WORKNUM	PARAMETER	METHOD	QUAL	DESCRIPTION
L71753-01	WG252293	Lead (1312)	M6010B ICP	RA	Relative Percent Difference (RPD) was not used for data validation because the sample concentration is too low for accurate evaluation (< 10x MDL).
L71753-02	WG252344	Digestion - Alkaline	M3060A	H3	Sample was received and analyzed past holding time.
	WG252618	Chromium, Hexavalent (3060)	M7196A	DA	Sample required dilution due to reactivity.
			M7196A	H3	Sample was received and analyzed past holding time.
			M7196A	M2	Matrix spike recovery was low, the recovery of the associated control sample (LCS or LFB) was acceptable.
			M7196A	MD	The spike recovery (and spike duplicate RPD, if applicable) was not used for data validation because the concentration of the sample and/or the spike was less than the reporting limit.
			M7196A	RA	Relative Percent Difference (RPD) was not used for data validation because the sample concentration is too low for accurate evaluation (< 10x MDL).
L71753-03	WG252344	Digestion - Alkaline	M3060A	H3	Sample was received and analyzed past holding time.
	WG252618	Chromium, Hexavalent (3060)	M7196A	DA	Sample required dilution due to reactivity.
			M7196A	H3	Sample was received and analyzed past holding time.
			M7196A	M2	Matrix spike recovery was low, the recovery of the associated control sample (LCS or LFB) was acceptable.
			M7196A	MD	The spike recovery (and spike duplicate RPD, if applicable) was not used for data validation because the concentration of the sample and/or the spike was less than the reporting limit.
			M7196A	QD	Reported value is the background-corrected concentration, as described by the method.
			M7196A	RA	Relative Percent Difference (RPD) was not used for data validation because the sample concentration is too low for accurate evaluation (< 10x MDL).

No certification qualifiers associated with this analysis

L71753-Reloox

ACZ Laboratories, Inc. L71084

2773 Downhill Drive Steamboat Springs, CO 80487 (800) 334-5493

CHAIN of CUSTODY

Report to:

Name: Ned Hall
Company: FMI
E-mail: Ned-Hall@FMI.com
Address: 6200 W. Duval Mine Rd. P.O. Box 527, Green Valley, AZ
Telephone: (520) 648-8857

Copy of Report to:

Name: Steven-Vaughn@urscorp.com
Company:
E-mail: Rick-Smith@urscorp.com
Telephone:

Invoice to:

Name: Ned Hall
Company: FMI
E-mail: Ned-Hall@FMI.com
Address: 6200 W. Duval Mine Rd. P.O. Box 527, Green Valley, AZ
Telephone: (520) 648-8857

If sample(s) received past holding time (HT), or if insufficient HT remains to complete analysis before expiration, shall ACZ proceed with requested short HT analyses? YES ☐ NO ☐
If "NO" then ACZ will contact client for further instruction. If neither "YES" nor "NO" is indicated, ACZ will proceed with the requested analyses, even if HT is expired, and data will be qualified.

PROJECT INFORMATION

Quote #:
Project/PO #: 0J07R9
Reporting state for compliance testing:
Sampler's Name: Armando Jimenez
Are any samples NRC licensable material?

ANALYSES REQUESTED *(attach list or use quote number)*

	SAMPLE IDENTIFICATION	DATE:TIME		Matrix	# of Containers	See Attached 7/8/08 Quote
	RA-JS-02-1-3	8.11.08	1045	SO	1	
3.	RA-JS-02-1-3D				1	
	RA-JS-02-1-3MS				1	
	RA-JS-02-1-3MSD				1	
4	RA-JS-02-5-7		1250		1	
5	RA-JS-02-5-7D		1250		1	

Matrix: SW (Surface Water) · GW (Ground Water) · WW (Waste Water) · DW (Drinking Water) · SL (Sludge) · SO (Soil) · OL (Oil) · Other

REMARKS/ SAMPLE DISCLOSURES

MS = Matrix spike
MSD = Matrix spike duplicate
Fed ex: 7993 6262 377
7920 9488 1514

PAGE 3 of 3

Please refer to ACZ's terms & conditions located on the reverse side of this COC.

RELINQUISHED BY:	DATE:TIME	RECEIVED BY:	DATE:TIME
[signature]	8/11/08	Fed ex [signature]	8.12.08 1023

FRMAD050.03.05.02 White - Return with sample. Yellow - Retain for your records.

ACZ Laboratories, Inc.
2773 Downhill Drive Steamboat Springs, CO 80487 (800) 334-5493

Analytical Report

October 21, 2008

Report to:
Ned Hall
FMI Gold & Copper - Sierrita
P.O. Box 527 6200 W. Duval Mine Rd.
Green Valley, AZ 85622-0527

Bill to:
Accounts Payable
FMI Gold & Copper - Sierrita
P.O. Box 2671
Phoenix, AZ 85002-2671

cc: Rick Smith, Steve Vaughn

Project ID: OJ07R9
ACZ Project ID: L72198

Ned Hall:

Enclosed are the analytical results for sample(s) submitted to ACZ Laboratories, Inc. (ACZ) on October 02, 2008. This project has been assigned to ACZ's project number, L72198. Please reference this number in all future inquiries.

All analyses were performed according to ACZ's Quality Assurance Plan, version 12.0. The enclosed results relate only to the samples received under L72198. Each section of this report has been reviewed and approved by the appropriate Laboratory Supervisor, or a qualified substitute.

Except as noted, the test results for the methods and parameters listed on ACZ's current NELAC certificate letter (#ACZ) meet all requirements of NELAC.

This report shall be used or copied only in its entirety. ACZ is not responsible for the consequences arising from the use of a partial report.

All samples and sub-samples associated with this project will be disposed of after November 21, 2008. If the samples are determined to be hazardous, additional charges apply for disposal (typically less than $10/sample). If you would like the samples to be held longer than ACZ's stated policy or to be returned, please contact your Project Manager or Customer Service Representative for further details and associated costs. ACZ retains analytical reports for five years.

If you have any questions or other needs, please contact your Project Manager.

S. Habermehl

Scott Habermehl has reviewed
and approved this report.

ACZ Laboratories, Inc.
2773 Downhill Drive Steamboat Springs, CO 80487 (800) 334-5493

Inorganic Analytical Results

FMI Gold & Copper - Sierrita
Project ID: OJ07R9
Sample ID: ET-SB01-0-20

ACZ Sample ID: ***L72198-01***
Date Sampled: *09/17/08 16:03*
Date Received: *10/02/08*
Sample Matrix: *Soil*

Metals Analysis

Parameter	EPA Method	Result	Qual	XQ	Units	MDL	PQL	Date	Analyst
Antimony, total (3050)	M6020 ICP-MS		U	*	mg/Kg	0.2	1	10/15/08 23:32	erf
Arsenic, total (3050)	M6020 ICP-MS	4.6			mg/Kg	0.3	0.5	10/15/08 23:32	erf
Barium, total (3050)	M6010B ICP	46.2		*	mg/Kg	0.3	2	10/17/08 20:15	aeh
Beryllium, total (3050)	M6010B ICP	0.6	B		mg/Kg	0.2	1	10/17/08 20:15	aeh
Cadmium, total (3050)	M6010B ICP		U		mg/Kg	0.5	2	10/17/08 20:15	aeh
Chromium, total (3050)	M6010B ICP	5	B		mg/Kg	1	5	10/17/08 20:15	aeh
Cobalt, total (3050)	M6010B ICP	8		*	mg/Kg	1	5	10/17/08 20:15	aeh
Copper, total (3050)	M6010B ICP	307		*	mg/Kg	1	5	10/17/08 20:15	aeh
Lead, total (3050)	M6020 ICP-MS	44.30			mg/Kg	0.05	0.3	10/15/08 23:32	erf
Manganese, total (3050)	M6010B ICP	366			mg/Kg	0.5	3	10/17/08 20:15	aeh
Mercury, total	M7471A CVAA		U		mg/Kg	0.04	0.2	10/15/08 11:34	pmc/jws
Molybdenum, total (3050)	M6010B ICP	59		*	mg/Kg	1	5	10/17/08 20:15	aeh
Nickel, total (3050)	M6010B ICP	3	B		mg/Kg	1	5	10/17/08 20:15	aeh
Selenium, total (3050)	M6020 ICP-MS	1.08			mg/Kg	0.05	0.3	10/15/08 23:32	erf
Thallium, total (3050)	M6020 ICP-MS	0.30	B	*	mg/Kg	0.05	0.3	10/15/08 23:32	erf
Uranium, total (3050)	M6020 ICP-MS	4.68		*	mg/Kg	0.05	0.3	10/15/08 23:32	erf
Zinc, total (3050)	M6010B ICP	56		*	mg/Kg	1	5	10/17/08 20:15	aeh

Soil Analysis

Parameter	EPA Method	Result	Qual	XQ	Units	MDL	PQL	Date	Analyst
Solids, Percent	CLPSOW390, PART F, D-98	90.1		*	%	0.1	0.5	10/07/08 11:45	bjl

Soil Preparation

Parameter	EPA Method	Result	Qual	XQ	Units	MDL	PQL	Date	Analyst
Air Dry at 34 Degrees C	USDA No. 1, 1972			*				10/07/08 9:03	bjl
Digestion - Hot Plate	M3050B ICP-MS							10/15/08 11:02	bjl
Sieve-2000 um (2.0mm)	ASA No.9, 15-4.2.2			*				10/10/08 11:30	brd

Arizona license number: AZ0102

** Please refer to Qualifier Reports for details.*

ACZ Laboratories, Inc.
2773 Downhill Drive Steamboat Springs, CO 80487 (800) 334-5493

Inorganic Analytical Results

FMI Gold & Copper - Sierrita
Project ID: OJ07R9
Sample ID: ET-SB01-20-40

ACZ Sample ID: ***L72198-02***
Date Sampled: *09/18/08 11:35*
Date Received: *10/02/08*
Sample Matrix: *Soil*

Metals Analysis

Parameter	EPA Method	Result	Qual	XQ	Units	MDL	PQL	Date	Analyst
Antimony, total (3050)	M6020 ICP-MS	0.5	B	*	mg/Kg	0.2	1	10/15/08 23:38	erf
Arsenic, total (3050)	M6020 ICP-MS	6.3			mg/Kg	0.3	0.5	10/15/08 23:38	erf
Barium, total (3050)	M6010B ICP	53.5		*	mg/Kg	0.3	2	10/17/08 20:37	aeh
Beryllium, total (3050)	M6010B ICP	0.7	B		mg/Kg	0.2	1	10/17/08 20:37	aeh
Cadmium, total (3050)	M6010B ICP		U		mg/Kg	0.5	2	10/17/08 20:37	aeh
Chromium, total (3050)	M6010B ICP	7			mg/Kg	1	5	10/17/08 20:37	aeh
Cobalt, total (3050)	M6010B ICP	10		*	mg/Kg	1	5	10/17/08 20:37	aeh
Copper, total (3050)	M6010B ICP	647		*	mg/Kg	1	5	10/17/08 20:37	aeh
Lead, total (3050)	M6020 ICP-MS	15.20			mg/Kg	0.05	0.3	10/15/08 23:38	erf
Manganese, total (3050)	M6010B ICP	367			mg/Kg	0.5	3	10/17/08 20:37	aeh
Mercury, total	M7471A CVAA		U		mg/Kg	0.04	0.2	10/15/08 11:41	pmc/jws
Molybdenum, total (3050)	M6010B ICP	54		*	mg/Kg	1	5	10/17/08 20:37	aeh
Nickel, total (3050)	M6010B ICP	5	B		mg/Kg	1	5	10/17/08 20:37	aeh
Selenium, total (3050)	M6020 ICP-MS	1.24			mg/Kg	0.05	0.3	10/15/08 23:38	erf
Thallium, total (3050)	M6020 ICP-MS	0.26	B	*	mg/Kg	0.05	0.3	10/15/08 23:38	erf
Uranium, total (3050)	M6020 ICP-MS	5.28		*	mg/Kg	0.05	0.3	10/15/08 23:38	erf
Zinc, total (3050)	M6010B ICP	82		*	mg/Kg	1	5	10/17/08 20:37	aeh

Soil Analysis

Parameter	EPA Method	Result	Qual	XQ	Units	MDL	PQL	Date	Analyst
Solids, Percent	CLPSOW390, PART F, D-98	90.0		*	%	0.1	0.5	10/07/08 14:30	bjl

Soil Preparation

Parameter	EPA Method	Result	Qual	XQ	Units	MDL	PQL	Date	Analyst
Air Dry at 34 Degrees C	USDA No. 1, 1972			*				10/07/08 9:07	bjl
Digestion - Hot Plate	M3050B ICP-MS							10/15/08 11:50	bjl
Sieve-2000 um (2.0mm)	ASA No.9, 15-4.2.2			*				10/10/08 13:46	brd

Arizona license number: AZ0102

** Please refer to Qualifier Reports for details.*

ACZ Laboratories, Inc.
2773 Downhill Drive Steamboat Springs, CO 80487 (800) 334-5493

Inorganic Analytical Results

FMI Gold & Copper - Sierrita
Project ID: OJ07R9
Sample ID: ET-SB01-40-60

ACZ Sample ID: ***L72198-03***
Date Sampled: *09/18/08 12:10*
Date Received: *10/02/08*
Sample Matrix: *Soil*

Metals Analysis

Parameter	EPA Method	Result	Qual	XQ	Units	MDL	PQL	Date	Analyst
Antimony, total (3050)	M6020 ICP-MS	0.5	B	*	mg/Kg	0.2	1	10/16/08 0:09	erf
Arsenic, total (3050)	M6020 ICP-MS	5.3			mg/Kg	0.3	0.5	10/16/08 0:09	erf
Barium, total (3050)	M6010B ICP	59.8		*	mg/Kg	0.3	2	10/17/08 20:40	aeh
Beryllium, total (3050)	M6010B ICP	0.7	B		mg/Kg	0.2	1	10/17/08 20:40	aeh
Cadmium, total (3050)	M6010B ICP		U		mg/Kg	0.5	2	10/17/08 20:40	aeh
Chromium, total (3050)	M6010B ICP	10			mg/Kg	1	5	10/17/08 20:40	aeh
Cobalt, total (3050)	M6010B ICP	10		*	mg/Kg	1	5	10/17/08 20:40	aeh
Copper, total (3050)	M6010B ICP	966		*	mg/Kg	1	5	10/17/08 20:40	aeh
Lead, total (3050)	M6020 ICP-MS	22.70			mg/Kg	0.05	0.3	10/16/08 0:09	erf
Manganese, total (3050)	M6010B ICP	333			mg/Kg	0.5	3	10/17/08 20:40	aeh
Mercury, total	M7471A CVAA		U		mg/Kg	0.04	0.2	10/15/08 11:43	pmc/jws
Molybdenum, total (3050)	M6010B ICP	81		*	mg/Kg	1	5	10/17/08 20:40	aeh
Nickel, total (3050)	M6010B ICP	7			mg/Kg	1	5	10/17/08 20:40	aeh
Selenium, total (3050)	M6020 ICP-MS	1.52			mg/Kg	0.05	0.3	10/16/08 0:09	erf
Thallium, total (3050)	M6020 ICP-MS	0.39		*	mg/Kg	0.05	0.3	10/16/08 0:09	erf
Uranium, total (3050)	M6020 ICP-MS	5.86		*	mg/Kg	0.05	0.3	10/16/08 0:09	erf
Zinc, total (3050)	M6010B ICP	52		*	mg/Kg	1	5	10/17/08 20:40	aeh

Soil Analysis

Parameter	EPA Method	Result	Qual	XQ	Units	MDL	PQL	Date	Analyst
Solids, Percent	CLPSOW390, PART F, D-98	86.3		*	%	0.1	0.5	10/07/08 15:52	bjl

Soil Preparation

Parameter	EPA Method	Result	Qual	XQ	Units	MDL	PQL	Date	Analyst
Air Dry at 34 Degrees C	USDA No. 1, 1972			*				10/07/08 9:10	bjl
Digestion - Hot Plate	M3050B ICP-MS							10/15/08 12:37	bjl
Sieve-2000 um (2.0mm)	ASA No.9, 15-4.2.2			*				10/10/08 16:02	brd

Arizona license number: AZ0102

** Please refer to Qualifier Reports for details.*

ACZ Laboratories, Inc.
2773 Downhill Drive Steamboat Springs, CO 80487 (800) 334-5493

Inorganic Analytical Results

FMI Gold & Copper - Sierrita
Project ID: OJ07R9
Sample ID: ET-SB01-60-80

ACZ Sample ID: ***L72198-04***
Date Sampled: *09/18/08 14:05*
Date Received: *10/02/08*
Sample Matrix: *Soil*

Metals Analysis

Parameter	EPA Method	Result	Qual	XQ	Units	MDL	PQL	Date	Analyst
Antimony, total (3050)	M6020 ICP-MS		U	*	mg/Kg	0.2	1	10/16/08 0:15	erf
Arsenic, total (3050)	M6020 ICP-MS	2.5			mg/Kg	0.3	0.5	10/16/08 0:15	erf
Barium, total (3050)	M6010B ICP	67.2		*	mg/Kg	0.3	2	10/17/08 20:44	aeh
Beryllium, total (3050)	M6010B ICP	0.5	B		mg/Kg	0.2	1	10/17/08 20:44	aeh
Cadmium, total (3050)	M6010B ICP		U		mg/Kg	0.5	2	10/17/08 20:44	aeh
Chromium, total (3050)	M6010B ICP	7			mg/Kg	1	5	10/17/08 20:44	aeh
Cobalt, total (3050)	M6010B ICP	5		*	mg/Kg	1	5	10/17/08 20:44	aeh
Copper, total (3050)	M6010B ICP	258		*	mg/Kg	1	5	10/17/08 20:44	aeh
Lead, total (3050)	M6020 ICP-MS	6.03			mg/Kg	0.05	0.3	10/16/08 0:15	erf
Manganese, total (3050)	M6010B ICP	188			mg/Kg	0.5	3	10/17/08 20:44	aeh
Mercury, total	M7471A CVAA		U		mg/Kg	0.04	0.2	10/15/08 11:46	pmc/jws
Molybdenum, total (3050)	M6010B ICP	9		*	mg/Kg	1	5	10/17/08 20:44	aeh
Nickel, total (3050)	M6010B ICP	4	B		mg/Kg	1	5	10/17/08 20:44	aeh
Selenium, total (3050)	M6020 ICP-MS	0.15	B		mg/Kg	0.05	0.3	10/16/08 0:15	erf
Thallium, total (3050)	M6020 ICP-MS	0.18	B	*	mg/Kg	0.05	0.3	10/16/08 0:15	erf
Uranium, total (3050)	M6020 ICP-MS	1.33		*	mg/Kg	0.05	0.3	10/16/08 0:15	erf
Zinc, total (3050)	M6010B ICP	24		*	mg/Kg	1	5	10/17/08 20:44	aeh

Soil Analysis

Parameter	EPA Method	Result	Qual	XQ	Units	MDL	PQL	Date	Analyst
Solids, Percent	CLPSOW390, PART F, D-98	96.1		*	%	0.1	0.5	10/07/08 17:15	bjl

Soil Preparation

Parameter	EPA Method	Result	Qual	XQ	Units	MDL	PQL	Date	Analyst
Air Dry at 34 Degrees C	USDA No. 1, 1972			*				10/07/08 9:14	bjl
Digestion - Hot Plate	M3050B ICP-MS							10/15/08 12:52	bjl
Sieve-2000 um (2.0mm)	ASA No.9, 15-4.2.2			*				10/10/08 18:18	brd

Arizona license number: AZ0102

** Please refer to Qualifier Reports for details.*

ACZ Laboratories, Inc.
2773 Downhill Drive Steamboat Springs, CO 80487 (800) 334-5493

Inorganic Analytical Results

FMI Gold & Copper - Sierrita
Project ID: OJ07R9
Sample ID: ET-SB01-80-100

ACZ Sample ID: ***L72198-05***
Date Sampled: *09/18/08 15:20*
Date Received: *10/02/08*
Sample Matrix: *Soil*

Metals Analysis

Parameter	EPA Method	Result	Qual	XQ	Units	MDL	PQL	Date	Analyst
Antimony, total (3050)	M6020 ICP-MS		U	*	mg/Kg	0.2	1	10/16/08 0:21	erf
Arsenic, total (3050)	M6020 ICP-MS	2.0			mg/Kg	0.3	0.5	10/16/08 0:21	erf
Barium, total (3050)	M6010B ICP	43.6		*	mg/Kg	0.3	2	10/17/08 20:47	aeh
Beryllium, total (3050)	M6010B ICP	0.3	B		mg/Kg	0.2	1	10/17/08 20:47	aeh
Cadmium, total (3050)	M6010B ICP		U		mg/Kg	0.5	2	10/17/08 20:47	aeh
Chromium, total (3050)	M6010B ICP	5	B		mg/Kg	1	5	10/17/08 20:47	aeh
Cobalt, total (3050)	M6010B ICP	4	B	*	mg/Kg	1	5	10/17/08 20:47	aeh
Copper, total (3050)	M6010B ICP	213		*	mg/Kg	1	5	10/17/08 20:47	aeh
Lead, total (3050)	M6020 ICP-MS	4.17			mg/Kg	0.05	0.3	10/16/08 0:21	erf
Manganese, total (3050)	M6010B ICP	157			mg/Kg	0.5	3	10/17/08 20:47	aeh
Mercury, total	M7471A CVAA		U		mg/Kg	0.04	0.2	10/15/08 11:48	pmc/jws
Molybdenum, total (3050)	M6010B ICP	7		*	mg/Kg	1	5	10/17/08 20:47	aeh
Nickel, total (3050)	M6010B ICP	3	B		mg/Kg	1	5	10/17/08 20:47	aeh
Selenium, total (3050)	M6020 ICP-MS	0.09	B		mg/Kg	0.05	0.3	10/16/08 0:21	erf
Thallium, total (3050)	M6020 ICP-MS	0.14	B	*	mg/Kg	0.05	0.3	10/16/08 0:21	erf
Uranium, total (3050)	M6020 ICP-MS	1.36		*	mg/Kg	0.05	0.3	10/16/08 0:21	erf
Zinc, total (3050)	M6010B ICP	20		*	mg/Kg	1	5	10/17/08 20:47	aeh

Soil Analysis

Parameter	EPA Method	Result	Qual	XQ	Units	MDL	PQL	Date	Analyst
Solids, Percent	CLPSOW390, PART F, D-98	94.7		*	%	0.1	0.5	10/07/08 18:37	bjl

Soil Preparation

Parameter	EPA Method	Result	Qual	XQ	Units	MDL	PQL	Date	Analyst
Air Dry at 34 Degrees C	USDA No. 1, 1972			*				10/07/08 9:18	bjl
Digestion - Hot Plate	M3050B ICP-MS							10/15/08 13:08	bjl
Sieve-2000 um (2.0mm)	ASA No.9, 15-4.2.2			*				10/10/08 20:34	brd

Arizona license number: AZ0102

** Please refer to Qualifier Reports for details.*

ACZ Laboratories, Inc.
2773 Downhill Drive Steamboat Springs, CO 80487 (800) 334-5493

Inorganic Analytical Results

FMI Gold & Copper - Sierrita
Project ID: OJ07R9
Sample ID: ET-SB02-0-20

ACZ Sample ID: ***L72198-06***
Date Sampled: *09/19/08 09:55*
Date Received: *10/02/08*
Sample Matrix: *Soil*

Metals Analysis

Parameter	EPA Method	Result	Qual	XQ	Units	MDL	PQL	Date	Analyst
Antimony, total (3050)	M6020 ICP-MS	0.3	B	*	mg/Kg	0.2	1	10/16/08 0:27	erf
Arsenic, total (3050)	M6020 ICP-MS	3.4			mg/Kg	0.3	0.5	10/16/08 0:27	erf
Barium, total (3050)	M6010B ICP	51.0		*	mg/Kg	0.3	2	10/17/08 20:51	aeh
Beryllium, total (3050)	M6010B ICP	0.6	B		mg/Kg	0.2	1	10/17/08 20:51	aeh
Cadmium, total (3050)	M6010B ICP		U		mg/Kg	0.5	2	10/17/08 20:51	aeh
Chromium, total (3050)	M6010B ICP	6			mg/Kg	1	5	10/17/08 20:51	aeh
Cobalt, total (3050)	M6010B ICP	6		*	mg/Kg	1	5	10/17/08 20:51	aeh
Copper, total (3050)	M6010B ICP	299		*	mg/Kg	1	5	10/17/08 20:51	aeh
Lead, total (3050)	M6020 ICP-MS	8.17			mg/Kg	0.05	0.3	10/16/08 0:27	erf
Manganese, total (3050)	M6010B ICP	331			mg/Kg	0.5	3	10/17/08 20:51	aeh
Mercury, total	M7471A CVAA		U		mg/Kg	0.04	0.2	10/15/08 13:34	pmc/jws
Molybdenum, total (3050)	M6010B ICP	61		*	mg/Kg	1	5	10/17/08 20:51	aeh
Nickel, total (3050)	M6010B ICP	3	B		mg/Kg	1	5	10/17/08 20:51	aeh
Selenium, total (3050)	M6020 ICP-MS	0.83			mg/Kg	0.05	0.3	10/16/08 0:27	erf
Thallium, total (3050)	M6020 ICP-MS	0.20	B	*	mg/Kg	0.05	0.3	10/16/08 0:27	erf
Uranium, total (3050)	M6020 ICP-MS	5.34		*	mg/Kg	0.05	0.3	10/16/08 0:27	erf
Zinc, total (3050)	M6010B ICP	72		*	mg/Kg	1	5	10/17/08 20:51	aeh

Soil Analysis

Parameter	EPA Method	Result	Qual	XQ	Units	MDL	PQL	Date	Analyst
Solids, Percent	CLPSOW390, PART F, D-98	88.7		*	%	0.1	0.5	10/07/08 20:00	bjl

Soil Preparation

Parameter	EPA Method	Result	Qual	XQ	Units	MDL	PQL	Date	Analyst
Air Dry at 34 Degrees C	USDA No. 1, 1972			*				10/07/08 9:21	bjl
Digestion - Hot Plate	M3050B ICP-MS							10/15/08 13:24	bjl
Sieve-2000 um (2.0mm)	ASA No.9, 15-4.2.2			*				10/10/08 22:50	brd

Arizona license number: AZ0102

** Please refer to Qualifier Reports for details.*

ACZ Laboratories, Inc.
2773 Downhill Drive Steamboat Springs, CO 80487 (800) 334-5493

Inorganic Analytical Results

FMI Gold & Copper - Sierrita
Project ID: OJ07R9
Sample ID: ET-SB02-20-40

ACZ Sample ID: ***L72198-07***
Date Sampled: *09/19/08 10:25*
Date Received: *10/02/08*
Sample Matrix: *Soil*

Metals Analysis

Parameter	EPA Method	Result	Qual	XQ	Units	MDL	PQL	Date	Analyst
Antimony, total (3050)	M6020 ICP-MS	0.3	B	*	mg/Kg	0.2	1	10/16/08 0:33	erf
Arsenic, total (3050)	M6020 ICP-MS	5.6			mg/Kg	0.3	0.5	10/16/08 0:33	erf
Barium, total (3050)	M6010B ICP	53.3		*	mg/Kg	0.3	2	10/17/08 20:55	aeh
Beryllium, total (3050)	M6010B ICP	0.7	B		mg/Kg	0.2	1	10/17/08 20:55	aeh
Cadmium, total (3050)	M6010B ICP		U		mg/Kg	0.5	2	10/17/08 20:55	aeh
Chromium, total (3050)	M6010B ICP	7			mg/Kg	1	5	10/17/08 20:55	aeh
Cobalt, total (3050)	M6010B ICP	9		*	mg/Kg	1	5	10/17/08 20:55	aeh
Copper, total (3050)	M6010B ICP	772		*	mg/Kg	1	5	10/17/08 20:55	aeh
Lead, total (3050)	M6020 ICP-MS	20.10			mg/Kg	0.05	0.3	10/16/08 0:33	erf
Manganese, total (3050)	M6010B ICP	428			mg/Kg	0.5	3	10/17/08 20:55	aeh
Mercury, total	M7471A CVAA		U		mg/Kg	0.04	0.2	10/15/08 13:36	pmc/jws
Molybdenum, total (3050)	M6010B ICP	72		*	mg/Kg	1	5	10/17/08 20:55	aeh
Nickel, total (3050)	M6010B ICP	5	B		mg/Kg	1	5	10/17/08 20:55	aeh
Selenium, total (3050)	M6020 ICP-MS	1.16			mg/Kg	0.05	0.3	10/16/08 0:33	erf
Thallium, total (3050)	M6020 ICP-MS	0.20	B	*	mg/Kg	0.05	0.3	10/16/08 0:33	erf
Uranium, total (3050)	M6020 ICP-MS	4.93		*	mg/Kg	0.05	0.3	10/16/08 0:33	erf
Zinc, total (3050)	M6010B ICP	61		*	mg/Kg	1	5	10/17/08 20:55	aeh

Soil Analysis

Parameter	EPA Method	Result	Qual	XQ	Units	MDL	PQL	Date	Analyst
Solids, Percent	CLPSOW390, PART F, D-98	91.3		*	%	0.1	0.5	10/07/08 21:22	bjl

Soil Preparation

Parameter	EPA Method	Result	Qual	XQ	Units	MDL	PQL	Date	Analyst
Air Dry at 34 Degrees C	USDA No. 1, 1972			*				10/07/08 9:25	bjl
Digestion - Hot Plate	M3050B ICP-MS							10/15/08 13:40	bjl
Sieve-2000 um (2.0mm)	ASA No.9, 15-4.2.2			*				10/11/08 1:06	brd

Arizona license number: AZ0102

** Please refer to Qualifier Reports for details.*

ACZ Laboratories, Inc.
2773 Downhill Drive Steamboat Springs, CO 80487 (800) 334-5493

Inorganic Analytical Results

FMI Gold & Copper - Sierrita
Project ID: OJ07R9
Sample ID: ET-SB02-40-50

ACZ Sample ID: ***L72198-08***
Date Sampled: *09/19/08 13:45*
Date Received: *10/02/08*
Sample Matrix: *Soil*

Metals Analysis

Parameter	EPA Method	Result	Qual	XQ	Units	MDL	PQL	Date	Analyst
Antimony, total (3050)	M6020 ICP-MS	0.2	B	*	mg/Kg	0.2	1	10/16/08 0:46	erf
Arsenic, total (3050)	M6020 ICP-MS	5.9			mg/Kg	0.3	0.5	10/16/08 0:46	erf
Barium, total (3050)	M6010B ICP	48.6		*	mg/Kg	0.3	2	10/17/08 20:58	aeh
Beryllium, total (3050)	M6010B ICP	0.8	B		mg/Kg	0.2	1	10/17/08 20:58	aeh
Cadmium, total (3050)	M6010B ICP		U		mg/Kg	0.5	2	10/17/08 20:58	aeh
Chromium, total (3050)	M6010B ICP	15			mg/Kg	1	5	10/17/08 20:58	aeh
Cobalt, total (3050)	M6010B ICP	10		*	mg/Kg	1	5	10/17/08 20:58	aeh
Copper, total (3050)	M6010B ICP	745		*	mg/Kg	1	5	10/17/08 20:58	aeh
Lead, total (3050)	M6020 ICP-MS	16.80			mg/Kg	0.05	0.3	10/16/08 0:46	erf
Manganese, total (3050)	M6010B ICP	319			mg/Kg	0.5	3	10/17/08 20:58	aeh
Mercury, total	M7471A CVAA		U		mg/Kg	0.04	0.2	10/15/08 13:38	pmc/jws
Molybdenum, total (3050)	M6010B ICP	88		*	mg/Kg	1	5	10/17/08 20:58	aeh
Nickel, total (3050)	M6010B ICP	10			mg/Kg	1	5	10/17/08 20:58	aeh
Selenium, total (3050)	M6020 ICP-MS	1.22			mg/Kg	0.05	0.3	10/16/08 0:46	erf
Thallium, total (3050)	M6020 ICP-MS	0.33		*	mg/Kg	0.05	0.3	10/16/08 0:46	erf
Uranium, total (3050)	M6020 ICP-MS	6.16		*	mg/Kg	0.05	0.3	10/16/08 0:46	erf
Zinc, total (3050)	M6010B ICP	65		*	mg/Kg	1	5	10/17/08 20:58	aeh

Soil Analysis

Parameter	EPA Method	Result	Qual	XQ	Units	MDL	PQL	Date	Analyst
Solids, Percent	CLPSOW390, PART F, D-98	83.0		*	%	0.1	0.5	10/07/08 22:45	bjl

Soil Preparation

Parameter	EPA Method	Result	Qual	XQ	Units	MDL	PQL	Date	Analyst
Air Dry at 34 Degrees C	USDA No. 1, 1972			*				10/07/08 9:28	bjl
Digestion - Hot Plate	M3050B ICP-MS							10/15/08 13:55	bjl
Sieve-2000 um (2.0mm)	ASA No.9, 15-4.2.2			*				10/11/08 3:23	brd

Arizona license number: AZ0102

** Please refer to Qualifier Reports for details.*

ACZ Laboratories, Inc.
2773 Downhill Drive Steamboat Springs, CO 80487 (800) 334-5493

Inorganic Analytical Results

FMI Gold & Copper - Sierrita
Project ID: OJ07R9
Sample ID: ET-SB02-50-60

ACZ Sample ID: ***L72198-09***
Date Sampled: *09/19/08 14:17*
Date Received: *10/02/08*
Sample Matrix: *Soil*

Metals Analysis

Parameter	EPA Method	Result	Qual	XQ	Units	MDL	PQL	Date	Analyst
Antimony, total (3050)	M6020 ICP-MS	0.4	B	*	mg/Kg	0.2	1	10/16/08 0:52	erf
Arsenic, total (3050)	M6020 ICP-MS	6.1			mg/Kg	0.3	0.5	10/16/08 0:52	erf
Barium, total (3050)	M6010B ICP	161		*	mg/Kg	0.3	2	10/17/08 21:02	aeh
Beryllium, total (3050)	M6010B ICP	0.8	B		mg/Kg	0.2	1	10/17/08 21:02	aeh
Cadmium, total (3050)	M6010B ICP		U		mg/Kg	0.5	2	10/17/08 21:02	aeh
Chromium, total (3050)	M6010B ICP	7			mg/Kg	1	5	10/17/08 21:02	aeh
Cobalt, total (3050)	M6010B ICP	8		*	mg/Kg	1	5	10/17/08 21:02	aeh
Copper, total (3050)	M6010B ICP	721		*	mg/Kg	1	5	10/17/08 21:02	aeh
Lead, total (3050)	M6020 ICP-MS	35.60			mg/Kg	0.05	0.3	10/16/08 0:52	erf
Manganese, total (3050)	M6010B ICP	526			mg/Kg	0.5	3	10/17/08 21:02	aeh
Mercury, total	M7471A CVAA		U		mg/Kg	0.04	0.2	10/15/08 13:40	pmc/jws
Molybdenum, total (3050)	M6010B ICP	22		*	mg/Kg	1	5	10/17/08 21:02	aeh
Nickel, total (3050)	M6010B ICP	5			mg/Kg	1	5	10/17/08 21:02	aeh
Selenium, total (3050)	M6020 ICP-MS	0.30			mg/Kg	0.05	0.3	10/16/08 0:52	erf
Thallium, total (3050)	M6020 ICP-MS	0.13	B	*	mg/Kg	0.05	0.3	10/16/08 0:52	erf
Uranium, total (3050)	M6020 ICP-MS	1.69		*	mg/Kg	0.05	0.3	10/16/08 0:52	erf
Zinc, total (3050)	M6010B ICP	77		*	mg/Kg	1	5	10/17/08 21:02	aeh

Soil Analysis

Parameter	EPA Method	Result	Qual	XQ	Units	MDL	PQL	Date	Analyst
Solids, Percent	CLPSOW390, PART F, D-98	92.2		*	%	0.1	0.5	10/08/08 0:07	bjl

Soil Preparation

Parameter	EPA Method	Result	Qual	XQ	Units	MDL	PQL	Date	Analyst
Air Dry at 34 Degrees C	USDA No. 1, 1972			*				10/07/08 9:32	bjl
Digestion - Hot Plate	M3050B ICP-MS							10/15/08 14:11	bjl
Sieve-2000 um (2.0mm)	ASA No.9, 15-4.2.2			*				10/11/08 5:39	brd

Arizona license number: AZ0102

** Please refer to Qualifier Reports for details.*

ACZ Laboratories, Inc.
2773 Downhill Drive Steamboat Springs, CO 80487 (800) 334-5493

Inorganic Analytical Results

FMI Gold & Copper - Sierrita
Project ID: OJ07R9
Sample ID: ET-SB02-60-80

ACZ Sample ID: ***L72198-10***
Date Sampled: *09/19/08 15:43*
Date Received: *10/02/08*
Sample Matrix: *Soil*

Metals Analysis

Parameter	EPA Method	Result	Qual	XQ	Units	MDL	PQL	Date	Analyst
Antimony, total (3050)	M6020 ICP-MS	0.5	B	*	mg/Kg	0.2	1	10/16/08 0:58	erf
Arsenic, total (3050)	M6020 ICP-MS	5.3			mg/Kg	0.3	0.5	10/16/08 0:58	erf
Barium, total (3050)	M6010B ICP	78.3		*	mg/Kg	0.3	2	10/17/08 21:06	aeh
Beryllium, total (3050)	M6010B ICP	0.5	B		mg/Kg	0.2	1	10/17/08 21:06	aeh
Cadmium, total (3050)	M6010B ICP		U		mg/Kg	0.5	2	10/17/08 21:06	aeh
Chromium, total (3050)	M6010B ICP	35			mg/Kg	1	5	10/17/08 21:06	aeh
Cobalt, total (3050)	M6010B ICP	6		*	mg/Kg	1	5	10/17/08 21:06	aeh
Copper, total (3050)	M6010B ICP	428		*	mg/Kg	1	5	10/17/08 21:06	aeh
Lead, total (3050)	M6020 ICP-MS	18.10			mg/Kg	0.05	0.3	10/16/08 0:58	erf
Manganese, total (3050)	M6010B ICP	302			mg/Kg	0.5	3	10/17/08 21:06	aeh
Mercury, total	M7471A CVAA		U		mg/Kg	0.04	0.2	10/15/08 13:43	pmc/jws
Molybdenum, total (3050)	M6010B ICP	22		*	mg/Kg	1	5	10/17/08 21:06	aeh
Nickel, total (3050)	M6010B ICP	5	B		mg/Kg	1	5	10/17/08 21:06	aeh
Selenium, total (3050)	M6020 ICP-MS	0.33			mg/Kg	0.05	0.3	10/16/08 0:58	erf
Thallium, total (3050)	M6020 ICP-MS	0.09	B	*	mg/Kg	0.05	0.3	10/16/08 0:58	erf
Uranium, total (3050)	M6020 ICP-MS	1.38		*	mg/Kg	0.05	0.3	10/16/08 0:58	erf
Zinc, total (3050)	M6010B ICP	61		*	mg/Kg	1	5	10/17/08 21:06	aeh

Soil Analysis

Parameter	EPA Method	Result	Qual	XQ	Units	MDL	PQL	Date	Analyst
Solids, Percent	CLPSOW390, PART F, D-98	97.7		*	%	0.1	0.5	10/08/08 1:30	bjl

Soil Preparation

Parameter	EPA Method	Result	Qual	XQ	Units	MDL	PQL	Date	Analyst
Air Dry at 34 Degrees C	USDA No. 1, 1972			*				10/07/08 9:36	bjl
Digestion - Hot Plate	M3050B ICP-MS							10/15/08 14:27	bjl
Sieve-2000 um (2.0mm)	ASA No.9, 15-4.2.2			*				10/11/08 7:55	brd

Arizona license number: AZ0102

** Please refer to Qualifier Reports for details.*

ACZ Laboratories, Inc.
2773 Downhill Drive Steamboat Springs, CO 80487 (800) 334-5493

Inorganic Analytical Results

FMI Gold & Copper - Sierrita
Project ID: OJ07R9
Sample ID: ET-SB02-80-100

ACZ Sample ID: ***L72198-11***
Date Sampled: *09/19/08 16:32*
Date Received: *10/02/08*
Sample Matrix: *Soil*

Metals Analysis

Parameter	EPA Method	Result	Qual	XQ	Units	MDL	PQL	Date	Analyst
Antimony, total (3050)	M6020 ICP-MS	0.7	B	*	mg/Kg	0.2	1	10/16/08 1:04	erf
Arsenic, total (3050)	M6020 ICP-MS	14.9			mg/Kg	0.3	0.5	10/16/08 1:04	erf
Barium, total (3050)	M6010B ICP	53.7		*	mg/Kg	0.3	2	10/17/08 21:09	aeh
Beryllium, total (3050)	M6010B ICP	0.6	B		mg/Kg	0.2	1	10/17/08 21:09	aeh
Cadmium, total (3050)	M6010B ICP		U		mg/Kg	0.5	2	10/17/08 21:09	aeh
Chromium, total (3050)	M6010B ICP	8			mg/Kg	1	5	10/17/08 21:09	aeh
Cobalt, total (3050)	M6010B ICP	5		*	mg/Kg	1	5	10/17/08 21:09	aeh
Copper, total (3050)	M6010B ICP	434		*	mg/Kg	1	5	10/17/08 21:09	aeh
Lead, total (3050)	M6020 ICP-MS	20.60			mg/Kg	0.05	0.3	10/16/08 1:04	erf
Manganese, total (3050)	M6010B ICP	223			mg/Kg	0.5	3	10/17/08 21:09	aeh
Mercury, total	M7471A CVAA		U		mg/Kg	0.04	0.2	10/15/08 13:45	pmc/jws
Molybdenum, total (3050)	M6010B ICP	30		*	mg/Kg	1	5	10/17/08 21:09	aeh
Nickel, total (3050)	M6010B ICP	3	B		mg/Kg	1	5	10/17/08 21:09	aeh
Selenium, total (3050)	M6020 ICP-MS	0.45			mg/Kg	0.05	0.3	10/16/08 1:04	erf
Thallium, total (3050)	M6020 ICP-MS	0.08	B	*	mg/Kg	0.05	0.3	10/16/08 1:04	erf
Uranium, total (3050)	M6020 ICP-MS	1.34		*	mg/Kg	0.05	0.3	10/16/08 1:04	erf
Zinc, total (3050)	M6010B ICP	74		*	mg/Kg	1	5	10/17/08 21:09	aeh

Soil Analysis

Parameter	EPA Method	Result	Qual	XQ	Units	MDL	PQL	Date	Analyst
Solids, Percent	CLPSOW390, PART F, D-98	93.9		*	%	0.1	0.5	10/08/08 2:52	bjl

Soil Preparation

Parameter	EPA Method	Result	Qual	XQ	Units	MDL	PQL	Date	Analyst
Air Dry at 34 Degrees C	USDA No. 1, 1972			*				10/07/08 9:39	bjl
Digestion - Hot Plate	M3050B ICP-MS							10/15/08 14:42	bjl
Sieve-2000 um (2.0mm)	ASA No.9, 15-4.2.2			*				10/11/08 10:11	brd

Arizona license number: AZ0102

** Please refer to Qualifier Reports for details.*

ACZ Laboratories, Inc.
2773 Downhill Drive Steamboat Springs, CO 80487 (800) 334-5493

Inorganic Analytical Results

FMI Gold & Copper - Sierrita
Project ID: OJ07R9
Sample ID: ST-SB01-200-220

ACZ Sample ID: ***L72198-12***
Date Sampled: *09/26/08 10:02*
Date Received: *10/02/08*
Sample Matrix: *Soil*

Metals Analysis

Parameter	EPA Method	Result	Qual	XQ	Units	MDL	PQL	Date	Analyst
Antimony, total (3050)	M6020 ICP-MS		U	*	mg/Kg	0.2	1	10/16/08 1:23	erf
Arsenic, total (3050)	M6020 ICP-MS	2.1			mg/Kg	0.3	0.5	10/16/08 1:23	erf
Barium, total (3050)	M6010B ICP	107		*	mg/Kg	0.3	2	10/17/08 21:21	aeh
Beryllium, total (3050)	M6010B ICP	0.4	B		mg/Kg	0.2	1	10/17/08 21:21	aeh
Cadmium, total (3050)	M6010B ICP		U		mg/Kg	0.5	2	10/17/08 21:21	aeh
Chromium, total (3050)	M6010B ICP	12			mg/Kg	1	5	10/17/08 21:21	aeh
Cobalt, total (3050)	M6010B ICP	10		*	mg/Kg	1	5	10/17/08 21:21	aeh
Copper, total (3050)	M6010B ICP	291		*	mg/Kg	1	5	10/17/08 21:21	aeh
Lead, total (3050)	M6020 ICP-MS	4.96			mg/Kg	0.05	0.3	10/16/08 1:23	erf
Manganese, total (3050)	M6010B ICP	342			mg/Kg	0.5	3	10/17/08 21:21	aeh
Mercury, total	M7471A CVAA		U		mg/Kg	0.04	0.2	10/15/08 13:47	pmc/jws
Molybdenum, total (3050)	M6010B ICP	55		*	mg/Kg	1	5	10/17/08 21:21	aeh
Nickel, total (3050)	M6010B ICP	9			mg/Kg	1	5	10/17/08 21:21	aeh
Selenium, total (3050)	M6020 ICP-MS	1.01			mg/Kg	0.05	0.3	10/16/08 1:23	erf
Thallium, total (3050)	M6020 ICP-MS	0.31		*	mg/Kg	0.05	0.3	10/16/08 1:23	erf
Uranium, total (3050)	M6020 ICP-MS	3.43		*	mg/Kg	0.05	0.3	10/16/08 1:23	erf
Zinc, total (3050)	M6010B ICP	62		*	mg/Kg	1	5	10/17/08 21:21	aeh

Soil Analysis

Parameter	EPA Method	Result	Qual	XQ	Units	MDL	PQL	Date	Analyst
Solids, Percent	CLPSOW390, PART F, D-98	86.9		*	%	0.1	0.5	10/08/08 4:15	bjl

Soil Preparation

Parameter	EPA Method	Result	Qual	XQ	Units	MDL	PQL	Date	Analyst
Air Dry at 34 Degrees C	USDA No. 1, 1972			*				10/07/08 9:43	bjl
Digestion - Hot Plate	M3050B ICP-MS							10/15/08 14:58	bjl
Sieve-2000 um (2.0mm)	ASA No.9, 15-4.2.2			*				10/11/08 12:27	brd

Arizona license number: AZ0102

** Please refer to Qualifier Reports for details.*

ACZ Laboratories, Inc.
2773 Downhill Drive Steamboat Springs, CO 80487 (800) 334-5493

Inorganic Analytical Results

FMI Gold & Copper - Sierrita
Project ID: OJ07R9
Sample ID: ST-SB01-220-235.5

ACZ Sample ID: ***L72198-13***
Date Sampled: *09/26/08 11:12*
Date Received: *10/02/08*
Sample Matrix: *Soil*

Metals Analysis

Parameter	EPA Method	Result	Qual	XQ	Units	MDL	PQL	Date	Analyst
Antimony, total (3050)	M6020 ICP-MS	0.2	B	*	mg/Kg	0.2	1	10/16/08 1:29	erf
Arsenic, total (3050)	M6020 ICP-MS	2.4			mg/Kg	0.3	0.5	10/16/08 1:29	erf
Barium, total (3050)	M6010B ICP	126		*	mg/Kg	0.3	2	10/17/08 21:24	aeh
Beryllium, total (3050)	M6010B ICP	0.6	B		mg/Kg	0.2	1	10/17/08 21:24	aeh
Cadmium, total (3050)	M6010B ICP		U		mg/Kg	0.5	2	10/17/08 21:24	aeh
Chromium, total (3050)	M6010B ICP	21			mg/Kg	1	5	10/17/08 21:24	aeh
Cobalt, total (3050)	M6010B ICP	11		*	mg/Kg	1	5	10/17/08 21:24	aeh
Copper, total (3050)	M6010B ICP	245		*	mg/Kg	1	5	10/17/08 21:24	aeh
Lead, total (3050)	M6020 ICP-MS	11.70			mg/Kg	0.05	0.3	10/16/08 1:29	erf
Manganese, total (3050)	M6010B ICP	400			mg/Kg	0.5	3	10/17/08 21:24	aeh
Mercury, total	M7471A CVAA		U		mg/Kg	0.04	0.2	10/15/08 13:51	pmc/jws
Molybdenum, total (3050)	M6010B ICP	35		*	mg/Kg	1	5	10/17/08 21:24	aeh
Nickel, total (3050)	M6010B ICP	13			mg/Kg	1	5	10/17/08 21:24	aeh
Selenium, total (3050)	M6020 ICP-MS	1.10			mg/Kg	0.05	0.3	10/16/08 1:29	erf
Thallium, total (3050)	M6020 ICP-MS	0.38		*	mg/Kg	0.05	0.3	10/16/08 1:29	erf
Uranium, total (3050)	M6020 ICP-MS	4.81		*	mg/Kg	0.05	0.3	10/16/08 1:29	erf
Zinc, total (3050)	M6010B ICP	83		*	mg/Kg	1	5	10/17/08 21:24	aeh

Soil Analysis

Parameter	EPA Method	Result	Qual	XQ	Units	MDL	PQL	Date	Analyst
Solids, Percent	CLPSOW390, PART F, D-98	89.4		*	%	0.1	0.5	10/08/08 5:37	bjl

Soil Preparation

Parameter	EPA Method	Result	Qual	XQ	Units	MDL	PQL	Date	Analyst
Air Dry at 34 Degrees C	USDA No. 1, 1972			*				10/07/08 9:46	bjl
Digestion - Hot Plate	M3050B ICP-MS							10/15/08 15:14	bjl
Sieve-2000 um (2.0mm)	ASA No.9, 15-4.2.2			*				10/11/08 14:43	brd

Arizona license number: AZ0102

** Please refer to Qualifier Reports for details.*

ACZ Laboratories, Inc.
2773 Downhill Drive Steamboat Springs, CO 80487 (800) 334-5493

Inorganic Analytical Results

FMI Gold & Copper - Sierrita
Project ID: OJ07R9
Sample ID: ST-SB01-237-255.5

ACZ Sample ID: ***L72198-14***
Date Sampled: *09/26/08 12:32*
Date Received: *10/02/08*
Sample Matrix: *Soil*

Metals Analysis

Parameter	EPA Method	Result	Qual	XQ	Units	MDL	PQL	Date	Analyst
Antimony, total (3050)	M6020 ICP-MS	0.4	B	*	mg/Kg	0.2	1	10/16/08 1:35	erf
Arsenic, total (3050)	M6020 ICP-MS	7.0			mg/Kg	0.3	0.5	10/16/08 1:35	erf
Barium, total (3050)	M6010B ICP	91.2		*	mg/Kg	0.3	2	10/17/08 21:28	aeh
Beryllium, total (3050)	M6010B ICP	0.8	B		mg/Kg	0.2	1	10/17/08 21:28	aeh
Cadmium, total (3050)	M6010B ICP		U		mg/Kg	0.5	2	10/17/08 21:28	aeh
Chromium, total (3050)	M6010B ICP	10			mg/Kg	1	5	10/17/08 21:28	aeh
Cobalt, total (3050)	M6010B ICP	8		*	mg/Kg	1	5	10/17/08 21:28	aeh
Copper, total (3050)	M6010B ICP	378		*	mg/Kg	1	5	10/17/08 21:28	aeh
Lead, total (3050)	M6020 ICP-MS	24.50			mg/Kg	0.05	0.3	10/16/08 1:35	erf
Manganese, total (3050)	M6010B ICP	413			mg/Kg	0.5	3	10/17/08 21:28	aeh
Mercury, total	M7471A CVAA		U		mg/Kg	0.04	0.2	10/15/08 13:53	pmc/jws
Molybdenum, total (3050)	M6010B ICP	12		*	mg/Kg	1	5	10/17/08 21:28	aeh
Nickel, total (3050)	M6010B ICP	7			mg/Kg	1	5	10/17/08 21:28	aeh
Selenium, total (3050)	M6020 ICP-MS	0.26	B		mg/Kg	0.05	0.3	10/16/08 1:35	erf
Thallium, total (3050)	M6020 ICP-MS	0.16	B	*	mg/Kg	0.05	0.3	10/16/08 1:35	erf
Uranium, total (3050)	M6020 ICP-MS	1.40		*	mg/Kg	0.05	0.3	10/16/08 1:35	erf
Zinc, total (3050)	M6010B ICP	75		*	mg/Kg	1	5	10/17/08 21:28	aeh

Soil Analysis

Parameter	EPA Method	Result	Qual	XQ	Units	MDL	PQL	Date	Analyst
Solids, Percent	CLPSOW390, PART F, D-98	87.5		*	%	0.1	0.5	10/08/08 7:00	bjl

Soil Preparation

Parameter	EPA Method	Result	Qual	XQ	Units	MDL	PQL	Date	Analyst
Air Dry at 34 Degrees C	USDA No. 1, 1972			*				10/07/08 9:50	bjl
Digestion - Hot Plate	M3050B ICP-MS							10/15/08 15:30	bjl
Sieve-2000 um (2.0mm)	ASA No.9, 15-4.2.2			*				10/11/08 16:59	brd

Arizona license number: AZ0102

** Please refer to Qualifier Reports for details.*

Report Header Explanations

Batch	A distinct set of samples analyzed at a specific time
Found	Value of the QC Type of interest
Limit	Upper limit for RPD, in %.
Lower	Lower Recovery Limit, in % (except for LCSS, mg/Kg)
MDL	Method Detection Limit. Same as Minimum Reporting Limit. Allows for instrument and annual fluctuations.
PCN/SCN	A number assigned to reagents/standards to trace to the manufacturer's certificate of analysis
PQL	Practical Quantitation Limit, typically 5 times the MDL.
QC	True Value of the Control Sample or the amount added to the Spike
Rec	Amount of the true value or spike added recovered, in % (except for LCSS, mg/Kg)
RPD	Relative Percent Difference, calculation used for Duplicate QC Types
Upper	Upper Recovery Limit, in % (except for LCSS, mg/Kg)
Sample	Value of the Sample of interest

QC Sample Types

AS	Analytical Spike (Post Digestion)	*LCSWD*	Laboratory Control Sample - Water Duplicate
ASD	Analytical Spike (Post Digestion) Duplicate	*LFB*	Laboratory Fortified Blank
CCB	Continuing Calibration Blank	*LFM*	Laboratory Fortified Matrix
CCV	Continuing Calibration Verification standard	*LFMD*	Laboratory Fortified Matrix Duplicate
DUP	Sample Duplicate	*LRB*	Laboratory Reagent Blank
ICB	Initial Calibration Blank	*MS*	Matrix Spike
ICV	Initial Calibration Verification standard	*MSD*	Matrix Spike Duplicate
ICSAB	Inter-element Correction Standard - A plus B solutions	*PBS*	Prep Blank - Soil
LCSS	Laboratory Control Sample - Soil	*PBW*	Prep Blank - Water
LCSSD	Laboratory Control Sample - Soil Duplicate	*PQV*	Practical Quantitation Verification standard
LCSW	Laboratory Control Sample - Water	*SDL*	Serial Dilution

QC Sample Type Explanations

Blanks	Verifies that there is no or minimal contamination in the prep method or calibration procedure.
Control Samples	Verifies the accuracy of the method, including the prep procedure.
Duplicates	Verifies the precision of the instrument and/or method.
Spikes/Fortified Matrix	Determines sample matrix interferences, if any.
Standard	Verifies the validity of the calibration.

ACZ Qualifiers (Qual)

B	Analyte concentration detected at a value between MDL and PQL.
H	Analysis exceeded method hold time. pH is a field test with an immediate hold time.
U	The material was analyzed for, but was not detected above the level of the associated value. The associated value is either the sample quantitation limit or the sample detection limit.

Method References

(1) EPA 600/4-83-020. Methods for Chemical Analysis of Water and Wastes, March 1983.
(2) EPA 600/R-93-100. Methods for the Determination of Inorganic Substances in Environmental Samples, August 1993.
(3) EPA 600/R-94-111. Methods for the Determination of Metals in Environmental Samples - Supplement I, May 1994.
(5) EPA SW-846. Test Methods for Evaluating Solid Waste, Third Edition with Update III, December 1996.
(6) Standard Methods for the Examination of Water and Wastewater, 19th edition, 1995.

Comments

(1) QC results calculated from raw data. Results may vary slightly if the rounded values are used in the calculations.
(2) Soil, Sludge, and Plant matrices for Inorganic analyses are reported on a dry weight basis.
(3) Animal matrices for Inorganic analyses are reported on an "as received" basis.

FMI Gold & Copper - Sierrita ACZ Project ID: ***L72198***

Project ID: OJ07R9

Antimony, total (3050) M6020 ICP-MS

ACZ ID	Type	Analyzed	PCN/SCN	QC	Sample	Found	Units	Rec	Lower	Upper	RPD	Limit	Qual
WG253843													
WG253843ICV	ICV	10/15/08 22:36	MS081003-4	.02		.02119	mg/L	106	90	110			
WG253843ICB	ICB	10/15/08 22:42				U	mg/L		-0.0012	0.0012			
WG253782PBS	PBS	10/15/08 23:07				U	mg/Kg		-0.6	0.6			
WG253782LCSS	LCSS	10/15/08 23:13	PCN30918	138		143.2	mg/Kg		0	322			
WG253782LCSSD	LCSSD	10/15/08 23:20	PCN30918	138		145.6	mg/Kg		0	322	1.7	20	
L72198-02MS	MS	10/15/08 23:44	MS081013-3	5.05	.5	3.18	mg/Kg	53.1	75	125			M2
L72198-02MSD	MSD	10/15/08 23:50	MS081013-3	5.05	.5	3.46	mg/Kg	58.6	75	125	8.43	20	M2

Arsenic, total (3050) M6020 ICP-MS

ACZ ID	Type	Analyzed	PCN/SCN	QC	Sample	Found	Units	Rec	Lower	Upper	RPD	Limit	Qual
WG253843													
WG253843ICV	ICV	10/15/08 22:36	MS081003-4	.05		.05251	mg/L	105	90	110			
WG253843ICB	ICB	10/15/08 22:42				.00061	mg/L		-0.0015	0.0015			
WG253782PBS	PBS	10/15/08 23:07				U	mg/Kg		-0.9	0.9			
WG253782LCSS	LCSS	10/15/08 23:13	PCN30918	123		142.6	mg/Kg		102	144			
WG253782LCSSD	LCSSD	10/15/08 23:20	PCN30918	123		141.9	mg/Kg		102	144	0.5	20	
L72198-02MS	MS	10/15/08 23:44	MS081013-3	25.25	6.3	33.76	mg/Kg	108.8	75	125			
L72198-02MSD	MSD	10/15/08 23:50	MS081013-3	25.25	6.3	37.74	mg/Kg	124.5	75	125	11.13	20	

Barium, total (3050) M6010B ICP

ACZ ID	Type	Analyzed	PCN/SCN	QC	Sample	Found	Units	Rec	Lower	Upper	RPD	Limit	Qual
WG254012													
WG254012ICV	ICV	10/17/08 19:46	II080820-1	2		1.9735	mg/L	98.7	90	110			
WG254012ICB	ICB	10/17/08 19:50				U	mg/L		-0.009	0.009			
WG253782PBS	PBS	10/17/08 20:04				U	mg/Kg		-0.9	0.9			
WG253782LCSS	LCSS	10/17/08 20:08	PCN30918	256		263.58	mg/Kg		206	306			
WG253782LCSSD	LCSSD	10/17/08 20:11	PCN30918	256		318.81	mg/Kg		206	306	19	20	RL
L72198-01MS	MS	10/17/08 20:22	II081013-2	50.5	46.2	102.95	mg/Kg	112.4	75	125			
L72198-01MSD	MSD	10/17/08 20:26	II081013-2	50.5	46.2	102.85	mg/Kg	112.2	75	125	0.1	20	

Beryllium, total (3050) M6010B ICP

ACZ ID	Type	Analyzed	PCN/SCN	QC	Sample	Found	Units	Rec	Lower	Upper	RPD	Limit	Qual
WG254012													
WG254012ICV	ICV	10/17/08 19:46	II080820-1	2		1.9383	mg/L	96.9	90	110			
WG254012ICB	ICB	10/17/08 19:50				U	mg/L		-0.006	0.006			
WG253782PBS	PBS	10/17/08 20:04				U	mg/Kg		-0.6	0.6			
WG253782LCSS	LCSS	10/17/08 20:08	PCN30918	75.9		77.76	mg/Kg		62.8	89.1			
WG253782LCSSD	LCSSD	10/17/08 20:11	PCN30918	75.9		77.83	mg/Kg		62.8	89.1	0.1	20	
L72198-01MS	MS	10/17/08 20:22	II081013-2	50.5	.6	49.3	mg/Kg	96.4	75	125			
L72198-01MSD	MSD	10/17/08 20:26	II081013-2	50.5	.6	49.28	mg/Kg	96.4	75	125	0.04	20	

FMI Gold & Copper - Sierrita
Project ID: OJ07R9

ACZ Project ID: ***L72198***

Cadmium, total (3050) M6010B ICP

ACZ ID	Type	Analyzed	PCN/SCN	QC	Sample	Found	Units	Rec	Lower	Upper	RPD	Limit	Qual
WG254012													
WG254012ICV	ICV	10/17/08 19:46	II080820-1	2		1.8893	mg/L	94.5	90	110			
WG254012ICB	ICB	10/17/08 19:50				U	mg/L		-0.015	0.015			
WG253782PBS	PBS	10/17/08 20:04				U	mg/Kg		-1.5	1.5			
WG253782LCSS	LCSS	10/17/08 20:08	PCN30918	258		248.98	mg/Kg		216	301			
WG253782LCSSD	LCSSD	10/17/08 20:11	PCN30918	258		244.89	mg/Kg		216	301	1.7	20	
L72198-01MS	MS	10/17/08 20:22	II081013-2	50.5	U	44.66	mg/Kg	88.4	75	125			
L72198-01MSD	MSD	10/17/08 20:26	II081013-2	50.5	U	44.4	mg/Kg	87.9	75	125	0.58	20	

Chromium, total (3050) M6010B ICP

ACZ ID	Type	Analyzed	PCN/SCN	QC	Sample	Found	Units	Rec	Lower	Upper	RPD	Limit	Qual
WG254012													
WG254012ICV	ICV	10/17/08 19:46	II080820-1	2		1.879	mg/L	94	90	110			
WG254012ICB	ICB	10/17/08 19:50				.011	mg/L		-0.03	0.03			
WG253782PBS	PBS	10/17/08 20:04				U	mg/Kg		-3	3			
WG253782LCSS	LCSS	10/17/08 20:08	PCN30918	138		135.5	mg/Kg		113	163			
WG253782LCSSD	LCSSD	10/17/08 20:11	PCN30918	138		136.8	mg/Kg		113	163	1	20	
L72198-01MS	MS	10/17/08 20:22	II081013-2	50.5	5	49.8	mg/Kg	88.7	75	125			
L72198-01MSD	MSD	10/17/08 20:26	II081013-2	50.5	5	49.5	mg/Kg	88.1	75	125	0.6	20	

Cobalt, total (3050) M6010B ICP

ACZ ID	Type	Analyzed	PCN/SCN	QC	Sample	Found	Units	Rec	Lower	Upper	RPD	Limit	Qual
WG254012													
WG254012ICV	ICV	10/17/08 19:46	II080820-1	2.002		1.929	mg/L	96.4	90	110			
WG254012ICB	ICB	10/17/08 19:50				U	mg/L		-0.03	0.03			
WG253782PBS	PBS	10/17/08 20:04				U	mg/Kg		-3	3			
WG253782LCSS	LCSS	10/17/08 20:08	PCN30918	216		213	mg/Kg		181	252			
WG253782LCSSD	LCSSD	10/17/08 20:11	PCN30918	216		212.1	mg/Kg		181	252	0.4	20	
L72198-01MS	MS	10/17/08 20:22	II081013-2	50.5	8	54.3	mg/Kg	91.7	75	125			
L72198-01MSD	MSD	10/17/08 20:26	II081013-2	50.5	8	53.8	mg/Kg	90.7	75	125	0.93	20	

Copper, total (3050) M6010B ICP

ACZ ID	Type	Analyzed	PCN/SCN	QC	Sample	Found	Units	Rec	Lower	Upper	RPD	Limit	Qual
WG254012													
WG254012ICV	ICV	10/17/08 19:46	II080820-1	2		1.917	mg/L	95.9	90	110			
WG254012ICB	ICB	10/17/08 19:50				U	mg/L		-0.03	0.03			
WG253782PBS	PBS	10/17/08 20:04				U	mg/Kg		-3	3			
WG253782LCSS	LCSS	10/17/08 20:08	PCN30918	122		115.1	mg/Kg		102	141			
WG253782LCSSD	LCSSD	10/17/08 20:11	PCN30918	122		115	mg/Kg		102	141	0.1	20	
L72198-01MS	MS	10/17/08 20:22	II081013-2	50.5	307	397.3	mg/Kg	178.8	75	125			M3
L72198-01MSD	MSD	10/17/08 20:26	II081013-2	50.5	307	350.4	mg/Kg	85.9	75	125	12.55	20	

FMI Gold & Copper - Sierrita ACZ Project ID: ***L72198***

Project ID: OJ07R9

Lead, total (3050) M6020 ICP-MS

ACZ ID	Type	Analyzed	PCN/SCN	QC	Sample	Found	Units	Rec	Lower	Upper	RPD	Limit	Qual
WG253843													
WG253843ICV	ICV	10/15/08 22:36	MS081003-4	.05		.05148	mg/L	103	90	110			
WG253843ICB	ICB	10/15/08 22:42				U	mg/L		-0.0003	0.0003			
WG253782PBS	PBS	10/15/08 23:07				U	mg/Kg		-0.15	0.15			
WG253782LCSS	LCSS	10/15/08 23:13	PCN30918	136		149.1	mg/Kg		110	163			
WG253782LCSSD	LCSSD	10/15/08 23:20	PCN30918	136		144.2	mg/Kg		110	163	3.3	20	
L72198-02MS	MS	10/15/08 23:44	MS081013-3	25.25	15.2	42.46	mg/Kg	108	75	125			
L72198-02MSD	MSD	10/15/08 23:50	MS081013-3	25.25	15.2	43.178	mg/Kg	110.8	75	125	1.68	20	

Manganese, total (3050) M6010B ICP

ACZ ID	Type	Analyzed	PCN/SCN	QC	Sample	Found	Units	Rec	Lower	Upper	RPD	Limit	Qual
WG254012													
WG254012ICV	ICV	10/17/08 19:46	II080820-1	2		1.9043	mg/L	95.2	90	110			
WG254012ICB	ICB	10/17/08 19:50				U	mg/L		-0.015	0.015			
WG253782PBS	PBS	10/17/08 20:04				U	mg/Kg		-1.5	1.5			
WG253782LCSS	LCSS	10/17/08 20:08	PCN30918	570		581.7	mg/Kg		470	670			
WG253782LCSSD	LCSSD	10/17/08 20:11	PCN30918	570		581.56	mg/Kg		470	670	0	20	
L72198-01MS	MS	10/17/08 20:22	II081013-2	50.5	366	415.26	mg/Kg	97.5	75	125			
L72198-01MSD	MSD	10/17/08 20:26	II081013-2	50.5	366	404.37	mg/Kg	76	75	125	2.66	20	

Mercury, total M7471A CVAA

ACZ ID	Type	Analyzed	PCN/SCN	QC	Sample	Found	Units	Rec	Lower	Upper	RPD	Limit	Qual
WG253680													
WG253680ICV	ICV	10/15/08 10:13	II081007-3	.01		.0104	mg/L	104	90	110			
WG253680ICB	ICB	10/15/08 10:15				U	mg/L		-0.0006	0.0006			
WG253683													
WG253683PBS	PBS	10/15/08 11:28				U	mg/Kg		-0.12	0.12			
WG253683LCSS	LCSS	10/15/08 11:30	PCN30762	6.24		5.46	mg/Kg		4.44	8.03			
WG253683LCSSD	LCSSD	10/15/08 11:32	PCN30762	6.24		5.44	mg/Kg		4.44	8.03	0.4	20	
L72198-01MS	MS	10/15/08 11:37	II080822-5	1.105	U	1.007	mg/Kg	91.1	85	115			
L72198-01MSD	MSD	10/15/08 11:39	II080822-5	1.11	U	1.005	mg/Kg	90.5	85	115	0.2	20	
WG253683ICV	ICV	10/15/08 13:29	II081007-3	.01		.01005	mg/L	100.5	90	110			
WG253683ICB	ICB	10/15/08 13:31				U	mg/L		-0.0006	0.0006			

Molybdenum, total (3050) M6010B ICP

ACZ ID	Type	Analyzed	PCN/SCN	QC	Sample	Found	Units	Rec	Lower	Upper	RPD	Limit	Qual
WG254012													
WG254012ICV	ICV	10/17/08 19:46	II080820-1	2		1.918	mg/L	95.9	90	110			
WG254012ICB	ICB	10/17/08 19:50				U	mg/L		-0.03	0.03			
WG253782PBS	PBS	10/17/08 20:04				U	mg/Kg		-3	3			
WG253782LCSS	LCSS	10/17/08 20:08	PCN30918	73.9		77.8	mg/Kg		58.5	89.3			
WG253782LCSSD	LCSSD	10/17/08 20:11	PCN30918	73.9		77.2	mg/Kg		58.5	89.3	0.8	20	
L72198-01MS	MS	10/17/08 20:22	II081013-2	50.5	59	91.6	mg/Kg	64.6	75	125			MA
L72198-01MSD	MSD	10/17/08 20:26	II081013-2	50.5	59	105.7	mg/Kg	92.5	75	125	14.29	20	

FMI Gold & Copper - Sierrita
Project ID: OJ07R9

ACZ Project ID: ***L72198***

Nickel, total (3050) M6010B ICP

ACZ ID	Type	Analyzed	PCN/SCN	QC	Sample	Found	Units	Rec	Lower	Upper	RPD	Limit	Qual
WG254012													
WG254012ICV	ICV	10/17/08 19:46	II080820-1	2.004		1.872	mg/L	93.4	90	110			
WG254012ICB	ICB	10/17/08 19:50				U	mg/L		-0.03	0.03			
WG253782PBS	PBS	10/17/08 20:04				U	mg/Kg		-3	3			
WG253782LCSS	LCSS	10/17/08 20:08	PCN30918	111		109.8	mg/Kg		93	130			
WG253782LCSSD	LCSSD	10/17/08 20:11	PCN30918	111		107.5	mg/Kg		93	130	2.1	20	
L72198-01MS	MS	10/17/08 20:22	II081013-2	50.3485	3	48.7	mg/Kg	90.8	75	125			
L72198-01MSD	MSD	10/17/08 20:26	II081013-2	50.3485	3	48	mg/Kg	89.4	75	125	1.45	20	

Selenium, total (3050) M6020 ICP-MS

ACZ ID	Type	Analyzed	PCN/SCN	QC	Sample	Found	Units	Rec	Lower	Upper	RPD	Limit	Qual
WG253843													
WG253843ICV	ICV	10/15/08 22:36	MS081003-4	.05		.04979	mg/L	99.6	90	110			
WG253843ICB	ICB	10/15/08 22:42				U	mg/L		-0.0003	0.0003			
WG253782PBS	PBS	10/15/08 23:07				U	mg/Kg		-0.15	0.15			
WG253782LCSS	LCSS	10/15/08 23:13	PCN30918	199		234.75	mg/Kg		159	238			
WG253782LCSSD	LCSSD	10/15/08 23:20	PCN30918	199		225.25	mg/Kg		159	238	4.1	20	
L72198-02MS	MS	10/15/08 23:44	MS081013-3	12.625	1.24	14.837	mg/Kg	107.7	75	125			
L72198-02MSD	MSD	10/15/08 23:50	MS081013-3	12.625	1.24	15.054	mg/Kg	109.4	75	125	1.45	20	

Solids, Percent CLPSOW390, PART F, D-98

ACZ ID	Type	Analyzed	PCN/SCN	QC	Sample	Found	Units	Rec	Lower	Upper	RPD	Limit	Qual
WG253251													
WG253251PBS	PBS	10/07/08 9:00				U	%		99.9	100.1			
L72198-01DUP	DUP	10/07/08 13:07			90.1	91.16	%				1.2	20	

Thallium, total (3050) M6020 ICP-MS

ACZ ID	Type	Analyzed	PCN/SCN	QC	Sample	Found	Units	Rec	Lower	Upper	RPD	Limit	Qual
WG253843													
WG253843ICV	ICV	10/15/08 22:36	MS081003-4	.05		.05285	mg/L	105.7	90	110			
WG253843ICB	ICB	10/15/08 22:42				U	mg/L		-0.0003	0.0003			
WG253782PBS	PBS	10/15/08 23:07				U	mg/Kg		-0.15	0.15			
WG253782LCSS	LCSS	10/15/08 23:13	PCN30918	297		320.4	mg/Kg		241	353			
WG253782LCSSD	LCSSD	10/15/08 23:20	PCN30918	297		311.8	mg/Kg		241	353	2.7	20	
L72198-02MS	MS	10/15/08 23:44	MS081013-3	25.3005	.26	25.523	mg/Kg	99.9	75	125			
L72198-02MSD	MSD	10/15/08 23:50	MS081013-3	25.3005	.26	25.043	mg/Kg	98	75	125	1.9	20	

Uranium, total (3050) M6020 ICP-MS

ACZ ID	Type	Analyzed	PCN/SCN	QC	Sample	Found	Units	Rec	Lower	Upper	RPD	Limit	Qual
WG253843													
WG253843ICV	ICV	10/15/08 22:36	MS081003-4	.05		.05148	mg/L	103	90	110			
WG253843ICB	ICB	10/15/08 22:42				U	mg/L		-0.0003	0.0003			
WG253782PBS	PBS	10/15/08 23:07				U	mg/Kg		-0.15	0.15			
L72198-02MS	MS	10/15/08 23:44	MS081013-3	12.625	5.28	19.033	mg/Kg	108.9	75	125			
L72198-02MSD	MSD	10/15/08 23:50	MS081013-3	12.625	5.28	19.836	mg/Kg	115.3	75	125	4.13	20	

FMI Gold & Copper - Sierrita
Project ID: OJ07R9

ACZ Project ID: ***L72198***

Zinc, total (3050) M6010B ICP

ACZ ID	Type	Analyzed	PCN/SCN	QC	Sample	Found	Units	Rec	Lower	Upper	RPD	Limit	Qual
WG254012													
WG254012ICV	ICV	10/17/08 19:46	II080820-1	2		1.92	mg/L	96	90	110			
WG254012ICB	ICB	10/17/08 19:50				U	mg/L		-0.03	0.03			
WG253782PBS	PBS	10/17/08 20:04				U	mg/Kg		-3	3			
WG253782LCSS	LCSS	10/17/08 20:08	PCN30918	314		303.6	mg/Kg		258	371			
WG253782LCSSD	LCSSD	10/17/08 20:11	PCN30918	314		323.4	mg/Kg		258	371	6.3	20	
L72198-01MS	MS	10/17/08 20:22	II081013-2	50.5	56	106.8	mg/Kg	100.6	75	125			
L72198-01MSD	MSD	10/17/08 20:26	II081013-2	50.5	56	115.7	mg/Kg	118.2	75	125	8	20	

FMI Gold & Copper - Sierrita ACZ Project ID: ***L72198***

ACZ ID	WORKNUM	PARAMETER	METHOD	QUAL	DESCRIPTION
L72198-01	WG253843	Antimony, total (3050)	M6020 ICP-MS	M2	Matrix spike recovery was low, the recovery of the associated control sample (LCS or LFB) was acceptable.
	WG254012	Barium, total (3050)	M6010B ICP	RL	Recovery for either the LCS or LCS duplicate was outside of the acceptance limits; the RPD was within the acceptance limits.
		Cobalt, total (3050)	M6010B ICP	ZG	The ICP Serial Dilution was not used for data validation because the sample concentration was less than 50 times the MDL.
		Copper, total (3050)	M6010B ICP	M3	The spike recovery value is unusable since the analyte concentration in the sample is disproportionate to the spike level. The recovery of the associated control sample (LCS or LFB) was acceptable.
		Molybdenum, total (3050)	M6010B ICP	MA	Recovery for either the spike or spike duplicate was outside of the acceptance limits; the RPD was within the acceptance limits.
			M6010B ICP	ZH	Serial Dilution exceeded the acceptance criteria. Matrix interference [physical or chemical] is suspected.
	WG253843	Thallium, total (3050)	M6020 ICP-MS	ZB	The ICP-MS Serial Dilution was not used for data validation because the sample concentration was less than 100 times the MDL.
	WG254012	Zinc, total (3050)	M6010B ICP	ZH	Serial Dilution exceeded the acceptance criteria. Matrix interference [physical or chemical] is suspected.
L72198-02	WG253843	Antimony, total (3050)	M6020 ICP-MS	M2	Matrix spike recovery was low, the recovery of the associated control sample (LCS or LFB) was acceptable.
	WG254012	Barium, total (3050)	M6010B ICP	RL	Recovery for either the LCS or LCS duplicate was outside of the acceptance limits; the RPD was within the acceptance limits.
		Cobalt, total (3050)	M6010B ICP	ZG	The ICP Serial Dilution was not used for data validation because the sample concentration was less than 50 times the MDL.
		Copper, total (3050)	M6010B ICP	M3	The spike recovery value is unusable since the analyte concentration in the sample is disproportionate to the spike level. The recovery of the associated control sample (LCS or LFB) was acceptable.
		Molybdenum, total (3050)	M6010B ICP	MA	Recovery for either the spike or spike duplicate was outside of the acceptance limits; the RPD was within the acceptance limits.
			M6010B ICP	ZH	Serial Dilution exceeded the acceptance criteria. Matrix interference [physical or chemical] is suspected.
	WG253843	Thallium, total (3050)	M6020 ICP-MS	ZB	The ICP-MS Serial Dilution was not used for data validation because the sample concentration was less than 100 times the MDL.
	WG254012	Zinc, total (3050)	M6010B ICP	ZH	Serial Dilution exceeded the acceptance criteria. Matrix interference [physical or chemical] is suspected.

FMI Gold & Copper - Sierrita ACZ Project ID: ***L72198***

ACZ ID	WORKNUM	PARAMETER	METHOD	QUAL	DESCRIPTION
L72198-03	WG253843	Antimony, total (3050)	M6020 ICP-MS	M2	Matrix spike recovery was low, the recovery of the associated control sample (LCS or LFB) was acceptable.
	WG254012	Barium, total (3050)	M6010B ICP	RL	Recovery for either the LCS or LCS duplicate was outside of the acceptance limits; the RPD was within the acceptance limits.
		Cobalt, total (3050)	M6010B ICP	ZG	The ICP Serial Dilution was not used for data validation because the sample concentration was less than 50 times the MDL.
		Copper, total (3050)	M6010B ICP	M3	The spike recovery value is unusable since the analyte concentration in the sample is disproportionate to the spike level. The recovery of the associated control sample (LCS or LFB) was acceptable.
		Molybdenum, total (3050)	M6010B ICP	MA	Recovery for either the spike or spike duplicate was outside of the acceptance limits; the RPD was within the acceptance limits.
			M6010B ICP	ZH	Serial Dilution exceeded the acceptance criteria. Matrix interference [physical or chemical] is suspected.
	WG253843	Thallium, total (3050)	M6020 ICP-MS	ZB	The ICP-MS Serial Dilution was not used for data validation because the sample concentration was less than 100 times the MDL.
	WG254012	Zinc, total (3050)	M6010B ICP	ZH	Serial Dilution exceeded the acceptance criteria. Matrix interference [physical or chemical] is suspected.
L72198-04	WG253843	Antimony, total (3050)	M6020 ICP-MS	M2	Matrix spike recovery was low, the recovery of the associated control sample (LCS or LFB) was acceptable.
	WG254012	Barium, total (3050)	M6010B ICP	RL	Recovery for either the LCS or LCS duplicate was outside of the acceptance limits; the RPD was within the acceptance limits.
		Cobalt, total (3050)	M6010B ICP	ZG	The ICP Serial Dilution was not used for data validation because the sample concentration was less than 50 times the MDL.
		Copper, total (3050)	M6010B ICP	M3	The spike recovery value is unusable since the analyte concentration in the sample is disproportionate to the spike level. The recovery of the associated control sample (LCS or LFB) was acceptable.
		Molybdenum, total (3050)	M6010B ICP	MA	Recovery for either the spike or spike duplicate was outside of the acceptance limits; the RPD was within the acceptance limits.
			M6010B ICP	ZH	Serial Dilution exceeded the acceptance criteria. Matrix interference [physical or chemical] is suspected.
	WG253843	Thallium, total (3050)	M6020 ICP-MS	ZB	The ICP-MS Serial Dilution was not used for data validation because the sample concentration was less than 100 times the MDL.
	WG254012	Zinc, total (3050)	M6010B ICP	ZH	Serial Dilution exceeded the acceptance criteria. Matrix interference [physical or chemical] is suspected.

FMI Gold & Copper - Sierrita ACZ Project ID: ***L72198***

ACZ ID	WORKNUM	PARAMETER	METHOD	QUAL	DESCRIPTION
L72198-05	WG253843	Antimony, total (3050)	M6020 ICP-MS	M2	Matrix spike recovery was low, the recovery of the associated control sample (LCS or LFB) was acceptable.
	WG254012	Barium, total (3050)	M6010B ICP	RL	Recovery for either the LCS or LCS duplicate was outside of the acceptance limits; the RPD was within the acceptance limits.
		Cobalt, total (3050)	M6010B ICP	ZG	The ICP Serial Dilution was not used for data validation because the sample concentration was less than 50 times the MDL.
		Copper, total (3050)	M6010B ICP	M3	The spike recovery value is unusable since the analyte concentration in the sample is disproportionate to the spike level. The recovery of the associated control sample (LCS or LFB) was acceptable.
		Molybdenum, total (3050)	M6010B ICP	MA	Recovery for either the spike or spike duplicate was outside of the acceptance limits; the RPD was within the acceptance limits.
			M6010B ICP	ZH	Serial Dilution exceeded the acceptance criteria. Matrix interference [physical or chemical] is suspected.
	WG253843	Thallium, total (3050)	M6020 ICP-MS	ZB	The ICP-MS Serial Dilution was not used for data validation because the sample concentration was less than 100 times the MDL.
	WG254012	Zinc, total (3050)	M6010B ICP	ZH	Serial Dilution exceeded the acceptance criteria. Matrix interference [physical or chemical] is suspected.
L72198-06	WG253843	Antimony, total (3050)	M6020 ICP-MS	M2	Matrix spike recovery was low, the recovery of the associated control sample (LCS or LFB) was acceptable.
	WG254012	Barium, total (3050)	M6010B ICP	RL	Recovery for either the LCS or LCS duplicate was outside of the acceptance limits; the RPD was within the acceptance limits.
		Cobalt, total (3050)	M6010B ICP	ZG	The ICP Serial Dilution was not used for data validation because the sample concentration was less than 50 times the MDL.
		Copper, total (3050)	M6010B ICP	M3	The spike recovery value is unusable since the analyte concentration in the sample is disproportionate to the spike level. The recovery of the associated control sample (LCS or LFB) was acceptable.
		Molybdenum, total (3050)	M6010B ICP	MA	Recovery for either the spike or spike duplicate was outside of the acceptance limits; the RPD was within the acceptance limits.
			M6010B ICP	ZH	Serial Dilution exceeded the acceptance criteria. Matrix interference [physical or chemical] is suspected.
	WG253843	Thallium, total (3050)	M6020 ICP-MS	ZB	The ICP-MS Serial Dilution was not used for data validation because the sample concentration was less than 100 times the MDL.
	WG254012	Zinc, total (3050)	M6010B ICP	ZH	Serial Dilution exceeded the acceptance criteria. Matrix interference [physical or chemical] is suspected.

FMI Gold & Copper - Sierrita ACZ Project ID: ***L72198***

ACZ ID	WORKNUM	PARAMETER	METHOD	QUAL	DESCRIPTION
L72198-07	WG253843	Antimony, total (3050)	M6020 ICP-MS	M2	Matrix spike recovery was low, the recovery of the associated control sample (LCS or LFB) was acceptable.
	WG254012	Barium, total (3050)	M6010B ICP	RL	Recovery for either the LCS or LCS duplicate was outside of the acceptance limits; the RPD was within the acceptance limits.
		Cobalt, total (3050)	M6010B ICP	ZG	The ICP Serial Dilution was not used for data validation because the sample concentration was less than 50 times the MDL.
		Copper, total (3050)	M6010B ICP	M3	The spike recovery value is unusable since the analyte concentration in the sample is disproportionate to the spike level. The recovery of the associated control sample (LCS or LFB) was acceptable.
		Molybdenum, total (3050)	M6010B ICP	MA	Recovery for either the spike or spike duplicate was outside of the acceptance limits; the RPD was within the acceptance limits.
			M6010B ICP	ZH	Serial Dilution exceeded the acceptance criteria. Matrix interference [physical or chemical] is suspected.
	WG253843	Thallium, total (3050)	M6020 ICP-MS	ZB	The ICP-MS Serial Dilution was not used for data validation because the sample concentration was less than 100 times the MDL.
	WG254012	Zinc, total (3050)	M6010B ICP	ZH	Serial Dilution exceeded the acceptance criteria. Matrix interference [physical or chemical] is suspected.
L72198-08	WG253843	Antimony, total (3050)	M6020 ICP-MS	M2	Matrix spike recovery was low, the recovery of the associated control sample (LCS or LFB) was acceptable.
	WG254012	Barium, total (3050)	M6010B ICP	RL	Recovery for either the LCS or LCS duplicate was outside of the acceptance limits; the RPD was within the acceptance limits.
		Cobalt, total (3050)	M6010B ICP	ZG	The ICP Serial Dilution was not used for data validation because the sample concentration was less than 50 times the MDL.
		Copper, total (3050)	M6010B ICP	M3	The spike recovery value is unusable since the analyte concentration in the sample is disproportionate to the spike level. The recovery of the associated control sample (LCS or LFB) was acceptable.
		Molybdenum, total (3050)	M6010B ICP	MA	Recovery for either the spike or spike duplicate was outside of the acceptance limits; the RPD was within the acceptance limits.
			M6010B ICP	ZH	Serial Dilution exceeded the acceptance criteria. Matrix interference [physical or chemical] is suspected.
	WG253843	Thallium, total (3050)	M6020 ICP-MS	ZB	The ICP-MS Serial Dilution was not used for data validation because the sample concentration was less than 100 times the MDL.
	WG254012	Zinc, total (3050)	M6010B ICP	ZH	Serial Dilution exceeded the acceptance criteria. Matrix interference [physical or chemical] is suspected.

FMI Gold & Copper - Sierrita ACZ Project ID: ***L72198***

ACZ ID	WORKNUM	PARAMETER	METHOD	QUAL	DESCRIPTION
L72198-09	WG253843	Antimony, total (3050)	M6020 ICP-MS	M2	Matrix spike recovery was low, the recovery of the associated control sample (LCS or LFB) was acceptable.
	WG254012	Barium, total (3050)	M6010B ICP	RL	Recovery for either the LCS or LCS duplicate was outside of the acceptance limits; the RPD was within the acceptance limits.
		Cobalt, total (3050)	M6010B ICP	ZG	The ICP Serial Dilution was not used for data validation because the sample concentration was less than 50 times the MDL.
		Copper, total (3050)	M6010B ICP	M3	The spike recovery value is unusable since the analyte concentration in the sample is disproportionate to the spike level. The recovery of the associated control sample (LCS or LFB) was acceptable.
		Molybdenum, total (3050)	M6010B ICP	MA	Recovery for either the spike or spike duplicate was outside of the acceptance limits; the RPD was within the acceptance limits.
			M6010B ICP	ZH	Serial Dilution exceeded the acceptance criteria. Matrix interference [physical or chemical] is suspected.
	WG253843	Thallium, total (3050)	M6020 ICP-MS	ZB	The ICP-MS Serial Dilution was not used for data validation because the sample concentration was less than 100 times the MDL.
	WG254012	Zinc, total (3050)	M6010B ICP	ZH	Serial Dilution exceeded the acceptance criteria. Matrix interference [physical or chemical] is suspected.
L72198-10	WG253843	Antimony, total (3050)	M6020 ICP-MS	M2	Matrix spike recovery was low, the recovery of the associated control sample (LCS or LFB) was acceptable.
	WG254012	Barium, total (3050)	M6010B ICP	RL	Recovery for either the LCS or LCS duplicate was outside of the acceptance limits; the RPD was within the acceptance limits.
		Cobalt, total (3050)	M6010B ICP	ZG	The ICP Serial Dilution was not used for data validation because the sample concentration was less than 50 times the MDL.
		Copper, total (3050)	M6010B ICP	M3	The spike recovery value is unusable since the analyte concentration in the sample is disproportionate to the spike level. The recovery of the associated control sample (LCS or LFB) was acceptable.
		Molybdenum, total (3050)	M6010B ICP	MA	Recovery for either the spike or spike duplicate was outside of the acceptance limits; the RPD was within the acceptance limits.
			M6010B ICP	ZH	Serial Dilution exceeded the acceptance criteria. Matrix interference [physical or chemical] is suspected.
	WG253843	Thallium, total (3050)	M6020 ICP-MS	ZB	The ICP-MS Serial Dilution was not used for data validation because the sample concentration was less than 100 times the MDL.
	WG254012	Zinc, total (3050)	M6010B ICP	ZH	Serial Dilution exceeded the acceptance criteria. Matrix interference [physical or chemical] is suspected.

FMI Gold & Copper - Sierrita ACZ Project ID: ***L72198***

ACZ ID	WORKNUM	PARAMETER	METHOD	QUAL	DESCRIPTION
L72198-11	WG253843	Antimony, total (3050)	M6020 ICP-MS	M2	Matrix spike recovery was low, the recovery of the associated control sample (LCS or LFB) was acceptable.
	WG254012	Barium, total (3050)	M6010B ICP	RL	Recovery for either the LCS or LCS duplicate was outside of the acceptance limits; the RPD was within the acceptance limits.
		Cobalt, total (3050)	M6010B ICP	ZG	The ICP Serial Dilution was not used for data validation because the sample concentration was less than 50 times the MDL.
		Copper, total (3050)	M6010B ICP	M3	The spike recovery value is unusable since the analyte concentration in the sample is disproportionate to the spike level. The recovery of the associated control sample (LCS or LFB) was acceptable.
		Molybdenum, total (3050)	M6010B ICP	MA	Recovery for either the spike or spike duplicate was outside of the acceptance limits; the RPD was within the acceptance limits.
			M6010B ICP	ZH	Serial Dilution exceeded the acceptance criteria. Matrix interference [physical or chemical] is suspected.
	WG253843	Thallium, total (3050)	M6020 ICP-MS	ZB	The ICP-MS Serial Dilution was not used for data validation because the sample concentration was less than 100 times the MDL.
	WG254012	Zinc, total (3050)	M6010B ICP	ZH	Serial Dilution exceeded the acceptance criteria. Matrix interference [physical or chemical] is suspected.
L72198-12	WG253843	Antimony, total (3050)	M6020 ICP-MS	M2	Matrix spike recovery was low, the recovery of the associated control sample (LCS or LFB) was acceptable.
	WG254012	Barium, total (3050)	M6010B ICP	RL	Recovery for either the LCS or LCS duplicate was outside of the acceptance limits; the RPD was within the acceptance limits.
		Cobalt, total (3050)	M6010B ICP	ZG	The ICP Serial Dilution was not used for data validation because the sample concentration was less than 50 times the MDL.
		Copper, total (3050)	M6010B ICP	M3	The spike recovery value is unusable since the analyte concentration in the sample is disproportionate to the spike level. The recovery of the associated control sample (LCS or LFB) was acceptable.
		Molybdenum, total (3050)	M6010B ICP	MA	Recovery for either the spike or spike duplicate was outside of the acceptance limits; the RPD was within the acceptance limits.
			M6010B ICP	ZH	Serial Dilution exceeded the acceptance criteria. Matrix interference [physical or chemical] is suspected.
	WG253843	Thallium, total (3050)	M6020 ICP-MS	ZB	The ICP-MS Serial Dilution was not used for data validation because the sample concentration was less than 100 times the MDL.
	WG254012	Zinc, total (3050)	M6010B ICP	ZH	Serial Dilution exceeded the acceptance criteria. Matrix interference [physical or chemical] is suspected.

FMI Gold & Copper - Sierrita ACZ Project ID: ***L72198***

ACZ ID	WORKNUM	PARAMETER	METHOD	QUAL	DESCRIPTION
L72198-13	WG253843	Antimony, total (3050)	M6020 ICP-MS	M2	Matrix spike recovery was low, the recovery of the associated control sample (LCS or LFB) was acceptable.
	WG254012	Barium, total (3050)	M6010B ICP	RL	Recovery for either the LCS or LCS duplicate was outside of the acceptance limits; the RPD was within the acceptance limits.
		Cobalt, total (3050)	M6010B ICP	ZG	The ICP Serial Dilution was not used for data validation because the sample concentration was less than 50 times the MDL.
		Copper, total (3050)	M6010B ICP	M3	The spike recovery value is unusable since the analyte concentration in the sample is disproportionate to the spike level. The recovery of the associated control sample (LCS or LFB) was acceptable.
		Molybdenum, total (3050)	M6010B ICP	MA	Recovery for either the spike or spike duplicate was outside of the acceptance limits; the RPD was within the acceptance limits.
			M6010B ICP	ZH	Serial Dilution exceeded the acceptance criteria. Matrix interference [physical or chemical] is suspected.
	WG253843	Thallium, total (3050)	M6020 ICP-MS	ZB	The ICP-MS Serial Dilution was not used for data validation because the sample concentration was less than 100 times the MDL.
	WG254012	Zinc, total (3050)	M6010B ICP	ZH	Serial Dilution exceeded the acceptance criteria. Matrix interference [physical or chemical] is suspected.
L72198-14	WG253843	Antimony, total (3050)	M6020 ICP-MS	M2	Matrix spike recovery was low, the recovery of the associated control sample (LCS or LFB) was acceptable.
	WG254012	Barium, total (3050)	M6010B ICP	RL	Recovery for either the LCS or LCS duplicate was outside of the acceptance limits; the RPD was within the acceptance limits.
		Cobalt, total (3050)	M6010B ICP	ZG	The ICP Serial Dilution was not used for data validation because the sample concentration was less than 50 times the MDL.
		Copper, total (3050)	M6010B ICP	M3	The spike recovery value is unusable since the analyte concentration in the sample is disproportionate to the spike level. The recovery of the associated control sample (LCS or LFB) was acceptable.
		Molybdenum, total (3050)	M6010B ICP	MA	Recovery for either the spike or spike duplicate was outside of the acceptance limits; the RPD was within the acceptance limits.
			M6010B ICP	ZH	Serial Dilution exceeded the acceptance criteria. Matrix interference [physical or chemical] is suspected.
	WG253843	Thallium, total (3050)	M6020 ICP-MS	ZB	The ICP-MS Serial Dilution was not used for data validation because the sample concentration was less than 100 times the MDL.
	WG254012	Zinc, total (3050)	M6010B ICP	ZH	Serial Dilution exceeded the acceptance criteria. Matrix interference [physical or chemical] is suspected.

Metals Analysis

The following parameters are not offered for certification or are not covered by NELAC certificate #ACZ.

Uranium, total (3050)	M6020 ICP-MS

Soil Analysis

The following parameters are not offered for certification or are not covered by NELAC certificate #ACZ.

Solids, Percent	CLPSOW390, PART F, D-98

ACZ Laboratories, Inc.
2773 Downhill Drive Steamboat Springs, CO 80487 (800) 334-5493

Sample Receipt

FMI Gold & Copper - Sierrita
OJ07R9

ACZ Project ID: L72198
Date Received: 10/2/2008
Received By:
Date Printed: 10/2/2008

Receipt Verification

	YES	NO	NA
1) Does this project require special handling procedures such as CLP protocol?			X
2) Are the custody seals on the cooler intact?	X		
3) Are the custody seals on the sample containers intact?			X
4) Is there a Chain of Custody or other directive shipping papers present?	X		
5) Is the Chain of Custody complete?	X		
6) Is the Chain of Custody in agreement with the samples received?	X		
7) Is there enough sample for all requested analyses?	X		
8) Are all samples within holding times for requested analyses?	X		
9) Were all sample containers received intact?	X		
10) Are the temperature blanks present?			X
11) Is the trip blank for Cyanide present?			X
12) Is the trip blank for VOA present?			X
13) Are samples requiring no headspace, headspace free?			X
14) Do the samples that require a Foreign Soils Permit have one?			X

Exceptions: If you answered no to any of the above questions, please describe

N/A

Contact (For any discrepancies, the client must be contacted)

N/A

Shipping Containers

Cooler Id	Temp (°C)	Rad (µR/hr)
2269	4.5	16
2237	3.5	14

Client must contact ACZ Project Manager if analysis should not proceed for samples received outside of thermal preservation acceptance criteria.

Notes

ACZ Laboratories, Inc.
2773 Downhill Drive Steamboat Springs, CO 80487 (800) 334-5493

Sample Receipt

FMI Gold & Copper - Sierrita
OJ07R9

ACZ Project ID: L72198
Date Received: 10/2/2008
Received By:

Sample Container Preservation

SAMPLE	CLIENT ID	R < 2	G < 2	BK < 2	Y< 2	YG< 2	B< 2	O < 2	T >12	N/A	RAD	ID
L72198-01	ET-SB01-0-20									X		
L72198-02	ET-SB01-20-40									X		
L72198-03	ET-SB01-40-60									X		
L72198-04	ET-SB01-60-80									X		
L72198-05	ET-SB01-80-100									X		
L72198-06	ET-SB02-0-20									X		
L72198-07	ET-SB02-20-40									X		
L72198-08	ET-SB02-40-50									X		
L72198-09	ET-SB02-50-60									X		
L72198-10	ET-SB02-60-80									X		
L72198-11	ET-SB02-80-100									X		
L72198-12	ST-SB01-200-220									X		
L72198-13	ST-SB01-220-235.5									X		
L72198-14	ST-SB01-237-255.5									X		

Sample Container Preservation Legend

Abbreviation	Description	Container Type	Preservative/Limits
R	Raw/Nitric	RED	pH must be < 2
B	Filtered/Sulfuric	BLUE	pH must be < 2
BK	Filtered/Nitric	BLACK	pH must be < 2
G	Filtered/Nitric	GREEN	pH must be < 2
O	Raw/Sulfuric	ORANGE	pH must be < 2
P	Raw/NaOH	PURPLE	pH must be > 12 *
T	Raw/NaOH Zinc Acetate	TAN	pH must be > 12
Y	Raw/Sulfuric	YELLOW	pH must be < 2
YG	Raw/Sulfuric	YELLOW GLASS	pH must be < 2
N/A	No preservative needed	Not applicable	
RAD	Gamma/Beta dose rate	Not applicable	must be < 250 µR/hr

* pH check performed by analyst prior to sample preparation

Sample IDs Reviewed By: _____

ACZ Laboratories, Inc. L72198

2773 Downhill Drive Steamboat Springs, CO 80487 (800) 334-5493

CHAIN of CUSTODY

Report to:

Name: Ned Hall
Company: FMI - Sierrita
E-mail: Ned_Hall@FMI.com
Address: 6200 W. Duval Mine Rd, Green Valley, AZ 85614
Telephone: 520-648-8857

Copy of Report to:

Name: Rick Smith & Steven Vaughn
Company: URS Corp
E-mail: Rick_Smith@URSCorp.com
Telephone: Steven_Vaughn@URSCorp.com

Invoice to:

Name: Ned Hall
Company: FMI - Sierrita
E-mail: Ned_Hall@FMI.com
Address: 6200 W. Duval Mine Rd, Green Valley, AZ PO Box 527
Telephone: 520-648-8857

If sample(s) received past holding time (HT), or if insufficient HT remains to complete analysis before expiration, shall ACZ proceed with requested short HT analyses? YES [ ] NO [ ]
If "NO" then ACZ will contact client for further instruction. If neither "YES" nor "NO" is indicated, ACZ will proceed with the requested analyses, even if HT is expired, and data will be qualified.

PROJECT INFORMATION

Quote #:
Project/PO #: OJ07R9
Reporting state for compliance testing:
Sampler's Name: Polly Ready
Are any samples NRC licensable material?

ANALYSES REQUESTED *(attach list or use quote number)*

SAMPLE IDENTIFICATION	DATE:TIME	Matrix	# of Containers	See attached order OJ07R9							
✓ ET-SB01-0-20	9-17-08 1603	SO	1	X							
✓ ET-SB01-20-40	9-18-08 1135	SO	1	X							
~~ET-BB~~											
✓ ET-SB01-40-60	9-18-08 1210	SO	1	X							
✓ ET-SB01-60-80	9-18-08 1405	SO	1	X							
✓ ET-SB01-80-100	9-18-08 1520	SO	1	X							
✓ ET-SB02-0-20	9/19/08 0955	SO	1	X							
✓ ET-SB02-20-40	9/19/08 1025	SO	1	X							
✓ ET-SB02-40-50	9/19/08 1345	SO	1	X							
✓ ET-SB02-50-60	9/19/08 1417	SO	1	X							

Matrix: SW (Surface Water) · GW (Ground Water) · WW (Waste Water) · DW (Drinking Water) · SL (Sludge) · SO (Soil) · OL (Oil) · Other

REMARKS/ SAMPLE DISCLOSURES

Fed Ex #7900 9870 6200
#7980 2577 2125

PAGE 1 of 3

Please refer to ACZ's terms & conditions located on the reverse side of this COC.

RELINQUISHED BY:	DATE:TIME	RECEIVED BY:	DATE:TIME
Polly Ready	9/30/08 1600	MBS	10-2-08 9:46

FRMAD050.03.05.02 White - Return with sample. Yellow - Retain for your records.

ACZ Laboratories, Inc. L72198

2773 Downhill Drive Steamboat Springs, CO 80487 (800) 334-5493

CHAIN of CUSTODY

Report to:

Name: NED Hall
Company: FMI-Sierrita
E-mail: Ned-Hall@FMI.com
Address: 6200 W Duval Mine Rd
Green Valley, AZ 85614
Telephone: 520-648-8857

Copy of Report to:

Name: Rick Smith & Steve Vaughn
Company:
E-mail: Rick_Smith@urscorp.com
Telephone: Steven-vaughn@urscorp.com

Invoice to:

Name: Ned Hall
Company: FMI - Sierrita
E-mail: Ned-Hall@FMI.com
Address: 6200 W. Duval Mine Rd
Green Valley, AZ P.O. Box 527
Telephone: 520-648-8857

If sample(s) received past holding time (HT), or if insufficient HT remains to complete analysis before expiration, shall ACZ proceed with requested short HT analyses? YES [ ] NO [ ]
If "NO" then ACZ will contact client for further instruction. If neither "YES" nor "NO" is indicated, ACZ will proceed with the requested analyses, even if HT is expired, and data will be qualified.

PROJECT INFORMATION

Quote #:
Project/PO #: OJ07R9
Reporting state for compliance testing:
Sampler's Name: Polly Ready
Are any samples NRC licensable material?

ANALYSES REQUESTED *(attach list or use quote number)*

SAMPLE IDENTIFICATION	DATE:TIME	Matrix	# of Containers	See attached order OJ07R9							
✓ ET-SB02-60-80	9/19/08 1543	SO	1	X							
✓ ET-SB02-80-100	9/19/08 1632	SO	1	X							
~~ST-SB~~											
m 9/30/08 ✓ ST-SB01-200-220	9/26/08 1002	SO	1	X							
✓ ST-SB01-220-235	9/26/08 1112	SO	1	X							
~~ST-SB01-237-255.5~~		~~SO~~									
m 9/30/08 ✓ ST-SB01-237-255.5	9/26/08 1232	SO	1	X							
	m 9/30/08										

Matrix: SW (Surface Water) · GW (Ground Water) · WW (Waste Water) · DW (Drinking Water) · SL (Sludge) · SO (Soil) · OL (Oil) · Other

REMARKS/ SAMPLE DISCLOSURES

FEDEX # 7980 2577 2125 #7900 9870 6200

PAGE 2 of 3

Please refer to ACZ's terms & conditions located on the reverse side of this COC.

RELINQUISHED BY:	DATE:TIME	RECEIVED BY:	DATE:TIME
Polly Ready	9/30/08 1600	MSS	10.2.08 9:40

FRMAD050.03.05.02 White - Return with sample. Yellow - Retain for your records.

ACZ Laboratories, Inc.
2773 Downhill Drive Steamboat Springs, CO 80487 (800) 334-5493

Analytical Report

October 23, 2008

Report to:
Ned Hall
FMI Gold & Copper - Sierrita
P.O. Box 527 6200 W. Duval Mine Rd.
Green Valley, AZ 85622-0527

Bill to:
Accounts Payable
FMI Gold & Copper - Sierrita
P.O. Box 2671
Phoenix, AZ 85002-2671

cc: Rick Smith, Steve Vaughn

Project ID: OJ07R9
ACZ Project ID: L72199

Ned Hall:

Enclosed are the analytical results for sample(s) submitted to ACZ Laboratories, Inc. (ACZ) on October 02, 2008. This project has been assigned to ACZ's project number, L72199. Please reference this number in all future inquiries.

All analyses were performed according to ACZ's Quality Assurance Plan, version 12.0. The enclosed results relate only to the samples received under L72199. Each section of this report has been reviewed and approved by the appropriate Laboratory Supervisor, or a qualified substitute.

Except as noted, the test results for the methods and parameters listed on ACZ's current NELAC certificate letter (#ACZ) meet all requirements of NELAC.

This report shall be used or copied only in its entirety. ACZ is not responsible for the consequences arising from the use of a partial report.

All samples and sub-samples associated with this project will be disposed of after November 23, 2008. If the samples are determined to be hazardous, additional charges apply for disposal (typically less than $10/sample). If you would like the samples to be held longer than ACZ's stated policy or to be returned, please contact your Project Manager or Customer Service Representative for further details and associated costs. ACZ retains analytical reports for five years.

If you have any questions or other needs, please contact your Project Manager.

S. Habermehl

Scott Habermehl has reviewed
and approved this report.

ACZ Laboratories, Inc.
2773 Downhill Drive Steamboat Springs, CO 80487 (800) 334-5493

Inorganic Analytical Results

FMI Gold & Copper - Sierrita
Project ID: OJ07R9
Sample ID: ST-SB01-0-20

ACZ Sample ID: ***L72199-01***
Date Sampled: *09/24/08 08:42*
Date Received: *10/02/08*
Sample Matrix: *Soil*

Metals Analysis

Parameter	EPA Method	Result	Qual	XQ	Units	MDL	PQL	Date	Analyst
Antimony, total (3050)	M6020 ICP-MS	0.3	B	*	mg/Kg	0.2	1	10/18/08 22:55	erf
Arsenic, total (3050)	M6020 ICP-MS	1.2			mg/Kg	0.3	0.5	10/18/08 22:55	erf
Barium, total (3050)	M6010B ICP	64.2			mg/Kg	0.3	2	10/17/08 22:27	aeh
Beryllium, total (3050)	M6010B ICP	0.3	B		mg/Kg	0.2	1	10/17/08 22:27	aeh
Cadmium, total (3050)	M6010B ICP		U		mg/Kg	0.5	2	10/17/08 22:27	aeh
Chromium, total (3050)	M6010B ICP	4	B		mg/Kg	1	5	10/17/08 22:27	aeh
Cobalt, total (3050)	M6010B ICP	7		*	mg/Kg	1	5	10/17/08 22:27	aeh
Copper, total (3050)	M6010B ICP	348		*	mg/Kg	1	5	10/17/08 22:27	aeh
Lead, total (3050)	M6020 ICP-MS	3.08			mg/Kg	0.05	0.3	10/18/08 22:55	erf
Manganese, total (3050)	M6010B ICP	203			mg/Kg	0.5	3	10/17/08 22:27	aeh
Mercury, total	M7471A CVAA		U		mg/Kg	0.04	0.2	10/22/08 9:23	pmc
Molybdenum, total (3050)	M6010B ICP	35		*	mg/Kg	1	5	10/17/08 22:27	aeh
Nickel, total (3050)	M6010B ICP	3	B		mg/Kg	1	5	10/17/08 22:27	aeh
Selenium, total (3050)	M6020 ICP-MS	0.72		*	mg/Kg	0.05	0.3	10/18/08 22:55	erf
Thallium, total (3050)	M6020 ICP-MS	0.41		*	mg/Kg	0.05	0.3	10/18/08 22:55	erf
Uranium, total (3050)	M6020 ICP-MS	5.70		*	mg/Kg	0.05	0.3	10/18/08 22:55	erf
Zinc, total (3050)	M6010B ICP	31			mg/Kg	1	5	10/17/08 22:27	aeh

Soil Analysis

Parameter	EPA Method	Result	Qual	XQ	Units	MDL	PQL	Date	Analyst
Solids, Percent	CLPSOW390, PART F, D-98	86.0		*	%	0.1	0.5	10/07/08 11:45	bjl

Soil Preparation

Parameter	EPA Method	Result	Qual	XQ	Units	MDL	PQL	Date	Analyst
Air Dry at 34 Degrees C	USDA No. 1, 1972			*				10/07/08 9:54	bjl
Digestion - Hot Plate	M3050B ICP-MS							10/15/08 14:18	brd
Sieve-2000 um (2.0mm)	ASA No.9, 15-4.2.2			*				10/15/08 8:00	bjl

Arizona license number: AZ0102

** Please refer to Qualifier Reports for details.*

ACZ Laboratories, Inc.
2773 Downhill Drive Steamboat Springs, CO 80487 (800) 334-5493

Inorganic Analytical Results

FMI Gold & Copper - Sierrita
Project ID: OJ07R9
Sample ID: ST-SB01-20-40

ACZ Sample ID: ***L72199-02***
Date Sampled: *09/24/08 09:07*
Date Received: *10/02/08*
Sample Matrix: *Soil*

Metals Analysis

Parameter	EPA Method	Result	Qual	XQ	Units	MDL	PQL	Date	Analyst
Antimony, total (3050)	M6020 ICP-MS	0.4	B	*	mg/Kg	0.2	1	10/18/08 23:01	erf
Arsenic, total (3050)	M6020 ICP-MS	1.9			mg/Kg	0.3	0.5	10/18/08 23:01	erf
Barium, total (3050)	M6010B ICP	77.9			mg/Kg	0.3	2	10/17/08 22:49	aeh
Beryllium, total (3050)	M6010B ICP		U		mg/Kg	0.2	1	10/17/08 22:49	aeh
Cadmium, total (3050)	M6010B ICP		U		mg/Kg	0.5	2	10/17/08 22:49	aeh
Chromium, total (3050)	M6010B ICP	3	B		mg/Kg	1	5	10/17/08 22:49	aeh
Cobalt, total (3050)	M6010B ICP	5		*	mg/Kg	1	5	10/17/08 22:49	aeh
Copper, total (3050)	M6010B ICP	322		*	mg/Kg	1	5	10/17/08 22:49	aeh
Lead, total (3050)	M6020 ICP-MS	3.13			mg/Kg	0.05	0.3	10/18/08 23:01	erf
Manganese, total (3050)	M6010B ICP	158			mg/Kg	0.5	3	10/17/08 22:49	aeh
Mercury, total	M7471A CVAA		U		mg/Kg	0.04	0.2	10/22/08 9:29	pmc
Molybdenum, total (3050)	M6010B ICP	54		*	mg/Kg	1	5	10/17/08 22:49	aeh
Nickel, total (3050)	M6010B ICP	2	B		mg/Kg	1	5	10/17/08 22:49	aeh
Selenium, total (3050)	M6020 ICP-MS	0.53		*	mg/Kg	0.05	0.3	10/18/08 23:01	erf
Thallium, total (3050)	M6020 ICP-MS	0.21	B	*	mg/Kg	0.05	0.3	10/18/08 23:01	erf
Uranium, total (3050)	M6020 ICP-MS	5.15		*	mg/Kg	0.05	0.3	10/18/08 23:01	erf
Zinc, total (3050)	M6010B ICP	25			mg/Kg	1	5	10/17/08 22:49	aeh

Soil Analysis

Parameter	EPA Method	Result	Qual	XQ	Units	MDL	PQL	Date	Analyst
Solids, Percent	CLPSOW390, PART F, D-98	87.0		*	%	0.1	0.5	10/07/08 15:15	bjl

Soil Preparation

Parameter	EPA Method	Result	Qual	XQ	Units	MDL	PQL	Date	Analyst
Air Dry at 34 Degrees C	USDA No. 1, 1972			*				10/07/08 9:57	bjl
Digestion - Hot Plate	M3050B ICP-MS							10/15/08 15:37	brd
Sieve-2000 um (2.0mm)	ASA No.9, 15-4.2.2			*				10/15/08 8:02	bjl

Arizona license number: AZ0102

** Please refer to Qualifier Reports for details.*

ACZ Laboratories, Inc.
2773 Downhill Drive Steamboat Springs, CO 80487 (800) 334-5493

Inorganic Analytical Results

FMI Gold & Copper - Sierrita
Project ID: OJ07R9
Sample ID: ST-SB01-40-60

ACZ Sample ID: ***L72199-03***
Date Sampled: *09/24/08 09:47*
Date Received: *10/02/08*
Sample Matrix: *Soil*

Metals Analysis

Parameter	EPA Method	Result	Qual	XQ	Units	MDL	PQL	Date	Analyst
Antimony, total (3050)	M6020 ICP-MS	1.2		*	mg/Kg	0.2	1	10/18/08 23:32	erf
Arsenic, total (3050)	M6020 ICP-MS	7.1			mg/Kg	0.3	0.5	10/18/08 23:32	erf
Barium, total (3050)	M6010B ICP	89.8			mg/Kg	0.3	2	10/17/08 22:53	aeh
Beryllium, total (3050)	M6010B ICP	0.4	B		mg/Kg	0.2	1	10/17/08 22:53	aeh
Cadmium, total (3050)	M6010B ICP		U		mg/Kg	0.5	2	10/17/08 22:53	aeh
Chromium, total (3050)	M6010B ICP	6			mg/Kg	1	5	10/17/08 22:53	aeh
Cobalt, total (3050)	M6010B ICP	6		*	mg/Kg	1	5	10/17/08 22:53	aeh
Copper, total (3050)	M6010B ICP	342		*	mg/Kg	1	5	10/17/08 22:53	aeh
Lead, total (3050)	M6020 ICP-MS	4.94			mg/Kg	0.05	0.3	10/18/08 23:32	erf
Manganese, total (3050)	M6010B ICP	218			mg/Kg	0.5	3	10/17/08 22:53	aeh
Mercury, total	M7471A CVAA		U		mg/Kg	0.04	0.2	10/22/08 9:32	pmc
Molybdenum, total (3050)	M6010B ICP	77		*	mg/Kg	1	5	10/17/08 22:53	aeh
Nickel, total (3050)	M6010B ICP	4	B		mg/Kg	1	5	10/17/08 22:53	aeh
Selenium, total (3050)	M6020 ICP-MS	0.79		*	mg/Kg	0.05	0.3	10/18/08 23:32	erf
Thallium, total (3050)	M6020 ICP-MS	0.49		*	mg/Kg	0.05	0.3	10/18/08 23:32	erf
Uranium, total (3050)	M6020 ICP-MS	5.61		*	mg/Kg	0.05	0.3	10/18/08 23:32	erf
Zinc, total (3050)	M6010B ICP	31			mg/Kg	1	5	10/17/08 22:53	aeh

Soil Analysis

Parameter	EPA Method	Result	Qual	XQ	Units	MDL	PQL	Date	Analyst
Solids, Percent	CLPSOW390, PART F, D-98	84.3		*	%	0.1	0.5	10/07/08 17:00	bjl

Soil Preparation

Parameter	EPA Method	Result	Qual	XQ	Units	MDL	PQL	Date	Analyst
Air Dry at 34 Degrees C	USDA No. 1, 1972			*				10/07/08 10:01	bjl
Digestion - Hot Plate	M3050B ICP-MS							10/15/08 16:56	brd
Sieve-2000 um (2.0mm)	ASA No.9, 15-4.2.2			*				10/15/08 8:04	bjl

Arizona license number: AZ0102

** Please refer to Qualifier Reports for details.*

ACZ Laboratories, Inc.
2773 Downhill Drive Steamboat Springs, CO 80487 (800) 334-5493

Inorganic Analytical Results

FMI Gold & Copper - Sierrita
Project ID: OJ07R9
Sample ID: ST-SB01-60-80

ACZ Sample ID: ***L72199-04***
Date Sampled: *09/24/08 11:07*
Date Received: *10/02/08*
Sample Matrix: *Soil*

Metals Analysis

Parameter	EPA Method	Result	Qual	XQ	Units	MDL	PQL	Date	Analyst
Antimony, total (3050)	M6020 ICP-MS	0.2	B	*	mg/Kg	0.2	1	10/18/08 23:38	erf
Arsenic, total (3050)	M6020 ICP-MS	2.4			mg/Kg	0.3	0.5	10/18/08 23:38	erf
Barium, total (3050)	M6010B ICP	79.1			mg/Kg	0.3	2	10/17/08 22:57	aeh
Beryllium, total (3050)	M6010B ICP	0.4	B		mg/Kg	0.2	1	10/17/08 22:57	aeh
Cadmium, total (3050)	M6010B ICP		U		mg/Kg	0.5	2	10/17/08 22:57	aeh
Chromium, total (3050)	M6010B ICP	7			mg/Kg	1	5	10/17/08 22:57	aeh
Cobalt, total (3050)	M6010B ICP	7		*	mg/Kg	1	5	10/17/08 22:57	aeh
Copper, total (3050)	M6010B ICP	336		*	mg/Kg	1	5	10/17/08 22:57	aeh
Lead, total (3050)	M6020 ICP-MS	6.59			mg/Kg	0.05	0.3	10/18/08 23:38	erf
Manganese, total (3050)	M6010B ICP	270			mg/Kg	0.5	3	10/17/08 22:57	aeh
Mercury, total	M7471A CVAA		U		mg/Kg	0.05	0.2	10/22/08 9:34	pmc
Molybdenum, total (3050)	M6010B ICP	50		*	mg/Kg	1	5	10/17/08 22:57	aeh
Nickel, total (3050)	M6010B ICP	4	B		mg/Kg	1	5	10/17/08 22:57	aeh
Selenium, total (3050)	M6020 ICP-MS	0.99		*	mg/Kg	0.05	0.3	10/18/08 23:38	erf
Thallium, total (3050)	M6020 ICP-MS	0.33		*	mg/Kg	0.05	0.3	10/18/08 23:38	erf
Uranium, total (3050)	M6020 ICP-MS	5.49		*	mg/Kg	0.05	0.3	10/18/08 23:38	erf
Zinc, total (3050)	M6010B ICP	41			mg/Kg	1	5	10/17/08 22:57	aeh

Soil Analysis

Parameter	EPA Method	Result	Qual	XQ	Units	MDL	PQL	Date	Analyst
Solids, Percent	CLPSOW390, PART F, D-98	83.4		*	%	0.1	0.5	10/07/08 18:45	bjl

Soil Preparation

Parameter	EPA Method	Result	Qual	XQ	Units	MDL	PQL	Date	Analyst
Air Dry at 34 Degrees C	USDA No. 1, 1972			*				10/07/08 10:04	bjl
Digestion - Hot Plate	M3050B ICP-MS							10/15/08 17:22	brd
Sieve-2000 um (2.0mm)	ASA No.9, 15-4.2.2			*				10/15/08 8:06	bjl

Arizona license number: AZ0102

** Please refer to Qualifier Reports for details.*

ACZ Laboratories, Inc.
2773 Downhill Drive Steamboat Springs, CO 80487 (800) 334-5493

Inorganic Analytical Results

FMI Gold & Copper - Sierrita
Project ID: OJ07R9
Sample ID: ST-SB01-80-100

ACZ Sample ID: ***L72199-05***
Date Sampled: *09/24/08 12:57*
Date Received: *10/02/08*
Sample Matrix: *Soil*

Metals Analysis

Parameter	EPA Method	Result	Qual	XQ	Units	MDL	PQL	Date	Analyst
Antimony, total (3050)	M6020 ICP-MS	0.6	B	*	mg/Kg	0.2	1	10/18/08 23:44	erf
Arsenic, total (3050)	M6020 ICP-MS	3.0			mg/Kg	0.3	0.5	10/18/08 23:44	erf
Barium, total (3050)	M6010B ICP	80.4			mg/Kg	0.3	2	10/17/08 23:00	aeh
Beryllium, total (3050)	M6010B ICP	0.5	B		mg/Kg	0.2	1	10/17/08 23:00	aeh
Cadmium, total (3050)	M6010B ICP		U		mg/Kg	0.5	2	10/17/08 23:00	aeh
Chromium, total (3050)	M6010B ICP	7			mg/Kg	1	5	10/17/08 23:00	aeh
Cobalt, total (3050)	M6010B ICP	9		*	mg/Kg	1	5	10/17/08 23:00	aeh
Copper, total (3050)	M6010B ICP	599		*	mg/Kg	1	5	10/17/08 23:00	aeh
Lead, total (3050)	M6020 ICP-MS	7.75			mg/Kg	0.05	0.3	10/18/08 23:44	erf
Manganese, total (3050)	M6010B ICP	310			mg/Kg	0.5	3	10/17/08 23:00	aeh
Mercury, total	M7471A CVAA		U		mg/Kg	0.04	0.2	10/22/08 9:37	pmc
Molybdenum, total (3050)	M6010B ICP	94		*	mg/Kg	1	5	10/17/08 23:00	aeh
Nickel, total (3050)	M6010B ICP	5			mg/Kg	1	5	10/17/08 23:00	aeh
Selenium, total (3050)	M6020 ICP-MS	1.15		*	mg/Kg	0.05	0.3	10/18/08 23:44	erf
Thallium, total (3050)	M6020 ICP-MS	0.29	B	*	mg/Kg	0.05	0.3	10/18/08 23:44	erf
Uranium, total (3050)	M6020 ICP-MS	5.13		*	mg/Kg	0.05	0.3	10/18/08 23:44	erf
Zinc, total (3050)	M6010B ICP	66			mg/Kg	1	5	10/17/08 23:00	aeh

Soil Analysis

Parameter	EPA Method	Result	Qual	XQ	Units	MDL	PQL	Date	Analyst
Solids, Percent	CLPSOW390, PART F, D-98	84.2		*	%	0.1	0.5	10/07/08 20:30	bjl

Soil Preparation

Parameter	EPA Method	Result	Qual	XQ	Units	MDL	PQL	Date	Analyst
Air Dry at 34 Degrees C	USDA No. 1, 1972			*				10/07/08 10:08	bjl
Digestion - Hot Plate	M3050B ICP-MS							10/15/08 17:48	brd
Sieve-2000 um (2.0mm)	ASA No.9, 15-4.2.2			*				10/15/08 8:08	bjl

Arizona license number: AZ0102

** Please refer to Qualifier Reports for details.*

ACZ Laboratories, Inc.
2773 Downhill Drive Steamboat Springs, CO 80487 (800) 334-5493

Inorganic Analytical Results

FMI Gold & Copper - Sierrita
Project ID: OJ07R9
Sample ID: ST-SB01-100-120

ACZ Sample ID: ***L72199-06***
Date Sampled: *09/25/08 09:22*
Date Received: *10/02/08*
Sample Matrix: *Soil*

Metals Analysis

Parameter	EPA Method	Result	Qual	XQ	Units	MDL	PQL	Date	Analyst
Antimony, total (3050)	M6020 ICP-MS	0.3	B	*	mg/Kg	0.2	1	10/18/08 23:51	erf
Arsenic, total (3050)	M6020 ICP-MS	3.8			mg/Kg	0.3	0.5	10/18/08 23:51	erf
Barium, total (3050)	M6010B ICP	73.7			mg/Kg	0.3	2	10/17/08 23:04	aeh
Beryllium, total (3050)	M6010B ICP	0.6	B		mg/Kg	0.2	1	10/17/08 23:04	aeh
Cadmium, total (3050)	M6010B ICP		U		mg/Kg	0.5	2	10/17/08 23:04	aeh
Chromium, total (3050)	M6010B ICP	6			mg/Kg	1	5	10/17/08 23:04	aeh
Cobalt, total (3050)	M6010B ICP	7		*	mg/Kg	1	5	10/17/08 23:04	aeh
Copper, total (3050)	M6010B ICP	610		*	mg/Kg	1	5	10/17/08 23:04	aeh
Lead, total (3050)	M6020 ICP-MS	11.70			mg/Kg	0.05	0.3	10/18/08 23:51	erf
Manganese, total (3050)	M6010B ICP	428			mg/Kg	0.5	3	10/17/08 23:04	aeh
Mercury, total	M7471A CVAA		U		mg/Kg	0.04	0.2	10/22/08 9:43	pmc
Molybdenum, total (3050)	M6010B ICP	65		*	mg/Kg	1	5	10/17/08 23:04	aeh
Nickel, total (3050)	M6010B ICP	4	B		mg/Kg	1	5	10/17/08 23:04	aeh
Selenium, total (3050)	M6020 ICP-MS	1.21		*	mg/Kg	0.05	0.3	10/18/08 23:51	erf
Thallium, total (3050)	M6020 ICP-MS	0.20	B	*	mg/Kg	0.05	0.3	10/18/08 23:51	erf
Uranium, total (3050)	M6020 ICP-MS	4.64		*	mg/Kg	0.05	0.3	10/18/08 23:51	erf
Zinc, total (3050)	M6010B ICP	113			mg/Kg	1	5	10/17/08 23:04	aeh

Soil Analysis

Parameter	EPA Method	Result	Qual	XQ	Units	MDL	PQL	Date	Analyst
Solids, Percent	CLPSOW390, PART F, D-98	83.5		*	%	0.1	0.5	10/07/08 22:15	bjl

Soil Preparation

Parameter	EPA Method	Result	Qual	XQ	Units	MDL	PQL	Date	Analyst
Air Dry at 34 Degrees C	USDA No. 1, 1972			*				10/07/08 10:12	bjl
Digestion - Hot Plate	M3050B ICP-MS							10/15/08 18:15	brd
Sieve-2000 um (2.0mm)	ASA No.9, 15-4.2.2			*				10/15/08 8:10	bjl

Arizona license number: AZ0102

** Please refer to Qualifier Reports for details.*

ACZ Laboratories, Inc.
2773 Downhill Drive Steamboat Springs, CO 80487 (800) 334-5493

Inorganic Analytical Results

FMI Gold & Copper - Sierrita
Project ID: OJ07R9
Sample ID: ST-SB01-120-140

ACZ Sample ID: ***L72199-07***
Date Sampled: *09/25/08 10:37*
Date Received: *10/02/08*
Sample Matrix: *Soil*

Metals Analysis

Parameter	EPA Method	Result	Qual	XQ	Units	MDL	PQL	Date	Analyst
Antimony, total (3050)	M6020 ICP-MS	0.2	B	*	mg/Kg	0.2	1	10/18/08 23:57	erf
Arsenic, total (3050)	M6020 ICP-MS	1.7			mg/Kg	0.3	0.5	10/18/08 23:57	erf
Barium, total (3050)	M6010B ICP	108			mg/Kg	0.3	2	10/17/08 23:08	aeh
Beryllium, total (3050)	M6010B ICP	0.5	B		mg/Kg	0.2	1	10/17/08 23:08	aeh
Cadmium, total (3050)	M6010B ICP		U		mg/Kg	0.5	2	10/17/08 23:08	aeh
Chromium, total (3050)	M6010B ICP	7			mg/Kg	1	5	10/17/08 23:08	aeh
Cobalt, total (3050)	M6010B ICP	7		*	mg/Kg	1	5	10/17/08 23:08	aeh
Copper, total (3050)	M6010B ICP	262		*	mg/Kg	1	5	10/17/08 23:08	aeh
Lead, total (3050)	M6020 ICP-MS	5.14			mg/Kg	0.05	0.3	10/18/08 23:57	erf
Manganese, total (3050)	M6010B ICP	305			mg/Kg	0.5	3	10/17/08 23:08	aeh
Mercury, total	M7471A CVAA		U		mg/Kg	0.04	0.2	10/22/08 9:45	pmc
Molybdenum, total (3050)	M6010B ICP	49		*	mg/Kg	1	5	10/17/08 23:08	aeh
Nickel, total (3050)	M6010B ICP	3	B		mg/Kg	1	5	10/17/08 23:08	aeh
Selenium, total (3050)	M6020 ICP-MS	0.82		*	mg/Kg	0.05	0.3	10/18/08 23:57	erf
Thallium, total (3050)	M6020 ICP-MS	0.24	B	*	mg/Kg	0.05	0.3	10/18/08 23:57	erf
Uranium, total (3050)	M6020 ICP-MS	7.23		*	mg/Kg	0.05	0.3	10/18/08 23:57	erf
Zinc, total (3050)	M6010B ICP	58			mg/Kg	1	5	10/17/08 23:08	aeh

Soil Analysis

Parameter	EPA Method	Result	Qual	XQ	Units	MDL	PQL	Date	Analyst
Solids, Percent	CLPSOW390, PART F, D-98	84.6		*	%	0.1	0.5	10/08/08 0:00	bjl

Soil Preparation

Parameter	EPA Method	Result	Qual	XQ	Units	MDL	PQL	Date	Analyst
Air Dry at 34 Degrees C	USDA No. 1, 1972			*				10/07/08 10:15	bjl
Digestion - Hot Plate	M3050B ICP-MS							10/15/08 18:41	brd
Sieve-2000 um (2.0mm)	ASA No.9, 15-4.2.2			*				10/15/08 8:12	bjl

Arizona license number: AZ0102

** Please refer to Qualifier Reports for details.*

ACZ Laboratories, Inc.
2773 Downhill Drive Steamboat Springs, CO 80487 (800) 334-5493

Inorganic Analytical Results

FMI Gold & Copper - Sierrita
Project ID: OJ07R9
Sample ID: ST-SB01-140-160

ACZ Sample ID: ***L72199-08***
Date Sampled: *09/25/08 13:17*
Date Received: *10/02/08*
Sample Matrix: *Soil*

Metals Analysis

Parameter	EPA Method	Result	Qual	XQ	Units	MDL	PQL	Date	Analyst
Antimony, total (3050)	M6020 ICP-MS		U	*	mg/Kg	0.2	1	10/19/08 0:09	erf
Arsenic, total (3050)	M6020 ICP-MS	1.4			mg/Kg	0.3	0.5	10/19/08 0:09	erf
Barium, total (3050)	M6010B ICP	117			mg/Kg	0.3	2	10/17/08 23:11	aeh
Beryllium, total (3050)	M6010B ICP	0.4	B		mg/Kg	0.2	1	10/17/08 23:11	aeh
Cadmium, total (3050)	M6010B ICP		U		mg/Kg	0.5	2	10/17/08 23:11	aeh
Chromium, total (3050)	M6010B ICP	16			mg/Kg	1	5	10/17/08 23:11	aeh
Cobalt, total (3050)	M6010B ICP	11		*	mg/Kg	1	5	10/17/08 23:11	aeh
Copper, total (3050)	M6010B ICP	451		*	mg/Kg	1	5	10/17/08 23:11	aeh
Lead, total (3050)	M6020 ICP-MS	4.70			mg/Kg	0.05	0.3	10/19/08 0:09	erf
Manganese, total (3050)	M6010B ICP	280			mg/Kg	0.5	3	10/17/08 23:11	aeh
Mercury, total	M7471A CVAA		U		mg/Kg	0.04	0.2	10/22/08 9:47	pmc
Molybdenum, total (3050)	M6010B ICP	69		*	mg/Kg	1	5	10/17/08 23:11	aeh
Nickel, total (3050)	M6010B ICP	10			mg/Kg	1	5	10/17/08 23:11	aeh
Selenium, total (3050)	M6020 ICP-MS	0.97		*	mg/Kg	0.05	0.3	10/19/08 0:09	erf
Thallium, total (3050)	M6020 ICP-MS	0.31		*	mg/Kg	0.05	0.3	10/19/08 0:09	erf
Uranium, total (3050)	M6020 ICP-MS	3.92		*	mg/Kg	0.05	0.3	10/19/08 0:09	erf
Zinc, total (3050)	M6010B ICP	46			mg/Kg	1	5	10/17/08 23:11	aeh

Soil Analysis

Parameter	EPA Method	Result	Qual	XQ	Units	MDL	PQL	Date	Analyst
Solids, Percent	CLPSOW390, PART F, D-98	85.2		*	%	0.1	0.5	10/08/08 1:45	bjl

Soil Preparation

Parameter	EPA Method	Result	Qual	XQ	Units	MDL	PQL	Date	Analyst
Air Dry at 34 Degrees C	USDA No. 1, 1972			*				10/07/08 10:19	bjl
Digestion - Hot Plate	M3050B ICP-MS							10/15/08 19:07	brd
Sieve-2000 um (2.0mm)	ASA No.9, 15-4.2.2			*				10/15/08 8:15	bjl

Arizona license number: AZ0102

** Please refer to Qualifier Reports for details.*

ACZ Laboratories, Inc.
2773 Downhill Drive Steamboat Springs, CO 80487 (800) 334-5493

Inorganic Analytical Results

FMI Gold & Copper - Sierrita
Project ID: OJ07R9
Sample ID: ST-SB01-160-180

ACZ Sample ID: ***L72199-09***
Date Sampled: *09/25/08 16:27*
Date Received: *10/02/08*
Sample Matrix: *Soil*

Metals Analysis

Parameter	EPA Method	Result	Qual	XQ	Units	MDL	PQL	Date	Analyst
Antimony, total (3050)	M6020 ICP-MS	0.2	B	*	mg/Kg	0.2	1	10/19/08 0:15	erf
Arsenic, total (3050)	M6020 ICP-MS	1.7			mg/Kg	0.3	0.5	10/19/08 0:15	erf
Barium, total (3050)	M6010B ICP	92.4			mg/Kg	0.3	2	10/17/08 23:15	aeh
Beryllium, total (3050)	M6010B ICP	0.4	B		mg/Kg	0.2	1	10/17/08 23:15	aeh
Cadmium, total (3050)	M6010B ICP		U		mg/Kg	0.5	2	10/17/08 23:15	aeh
Chromium, total (3050)	M6010B ICP	12			mg/Kg	1	5	10/17/08 23:15	aeh
Cobalt, total (3050)	M6010B ICP	10		*	mg/Kg	1	5	10/17/08 23:15	aeh
Copper, total (3050)	M6010B ICP	264		*	mg/Kg	1	5	10/17/08 23:15	aeh
Lead, total (3050)	M6020 ICP-MS	3.69			mg/Kg	0.05	0.3	10/19/08 0:15	erf
Manganese, total (3050)	M6010B ICP	278			mg/Kg	0.5	3	10/17/08 23:15	aeh
Mercury, total	M7471A CVAA		U		mg/Kg	0.04	0.2	10/22/08 9:50	pmc
Molybdenum, total (3050)	M6010B ICP	57		*	mg/Kg	1	5	10/17/08 23:15	aeh
Nickel, total (3050)	M6010B ICP	9			mg/Kg	1	5	10/17/08 23:15	aeh
Selenium, total (3050)	M6020 ICP-MS	0.82		*	mg/Kg	0.05	0.3	10/19/08 0:15	erf
Thallium, total (3050)	M6020 ICP-MS	0.30		*	mg/Kg	0.05	0.3	10/19/08 0:15	erf
Uranium, total (3050)	M6020 ICP-MS	5.41		*	mg/Kg	0.05	0.3	10/19/08 0:15	erf
Zinc, total (3050)	M6010B ICP	45			mg/Kg	1	5	10/17/08 23:15	aeh

Soil Analysis

Parameter	EPA Method	Result	Qual	XQ	Units	MDL	PQL	Date	Analyst
Solids, Percent	CLPSOW390, PART F, D-98	79.1		*	%	0.1	0.5	10/08/08 3:30	bjl

Soil Preparation

Parameter	EPA Method	Result	Qual	XQ	Units	MDL	PQL	Date	Analyst
Air Dry at 34 Degrees C	USDA No. 1, 1972			*				10/07/08 10:22	bjl
Digestion - Hot Plate	M3050B ICP-MS							10/15/08 19:33	brd
Sieve-2000 um (2.0mm)	ASA No.9, 15-4.2.2			*				10/15/08 8:17	bjl

Arizona license number: AZ0102

** Please refer to Qualifier Reports for details.*

ACZ Laboratories, Inc.
2773 Downhill Drive Steamboat Springs, CO 80487 (800) 334-5493

Inorganic Analytical Results

FMI Gold & Copper - Sierrita
Project ID: OJ07R9
Sample ID: ST-SB01-180-200

ACZ Sample ID: ***L72199-10***
Date Sampled: *09/25/08 17:12*
Date Received: *10/02/08*
Sample Matrix: *Soil*

Metals Analysis

Parameter	EPA Method	Result	Qual	XQ	Units	MDL	PQL	Date	Analyst
Antimony, total (3050)	M6020 ICP-MS	0.2	B	*	mg/Kg	0.2	1	10/19/08 0:34	erf
Arsenic, total (3050)	M6020 ICP-MS	1.4			mg/Kg	0.3	0.5	10/19/08 0:34	erf
Barium, total (3050)	M6010B ICP	98.2			mg/Kg	0.3	2	10/17/08 23:19	aeh
Beryllium, total (3050)	M6010B ICP	0.4	B		mg/Kg	0.2	1	10/17/08 23:19	aeh
Cadmium, total (3050)	M6010B ICP		U		mg/Kg	0.5	2	10/17/08 23:19	aeh
Chromium, total (3050)	M6010B ICP	12			mg/Kg	1	5	10/17/08 23:19	aeh
Cobalt, total (3050)	M6010B ICP	8		*	mg/Kg	1	5	10/17/08 23:19	aeh
Copper, total (3050)	M6010B ICP	125		*	mg/Kg	1	5	10/17/08 23:19	aeh
Lead, total (3050)	M6020 ICP-MS	7.38			mg/Kg	0.05	0.3	10/19/08 0:34	erf
Manganese, total (3050)	M6010B ICP	264			mg/Kg	0.5	3	10/17/08 23:19	aeh
Mercury, total	M7471A CVAA		U		mg/Kg	0.04	0.2	10/22/08 9:53	pmc
Molybdenum, total (3050)	M6010B ICP	28		*	mg/Kg	1	5	10/17/08 23:19	aeh
Nickel, total (3050)	M6010B ICP	8			mg/Kg	1	5	10/17/08 23:19	aeh
Selenium, total (3050)	M6020 ICP-MS	0.74		*	mg/Kg	0.05	0.3	10/19/08 0:34	erf
Thallium, total (3050)	M6020 ICP-MS	0.39		*	mg/Kg	0.05	0.3	10/19/08 0:34	erf
Uranium, total (3050)	M6020 ICP-MS	3.37		*	mg/Kg	0.05	0.3	10/19/08 0:34	erf
Zinc, total (3050)	M6010B ICP	49			mg/Kg	1	5	10/17/08 23:19	aeh

Soil Analysis

Parameter	EPA Method	Result	Qual	XQ	Units	MDL	PQL	Date	Analyst
Solids, Percent	CLPSOW390, PART F, D-98	82.7		*	%	0.1	0.5	10/08/08 5:15	bjl

Soil Preparation

Parameter	EPA Method	Result	Qual	XQ	Units	MDL	PQL	Date	Analyst
Air Dry at 34 Degrees C	USDA No. 1, 1972			*				10/07/08 10:26	bjl
Digestion - Hot Plate	M3050B ICP-MS							10/15/08 20:00	brd
Sieve-2000 um (2.0mm)	ASA No.9, 15-4.2.2			*				10/15/08 8:19	bjl

Arizona license number: AZ0102

** Please refer to Qualifier Reports for details.*

Report Header Explanations

Batch	A distinct set of samples analyzed at a specific time
Found	Value of the QC Type of interest
Limit	Upper limit for RPD, in %.
Lower	Lower Recovery Limit, in % (except for LCSS, mg/Kg)
MDL	Method Detection Limit. Same as Minimum Reporting Limit. Allows for instrument and annual fluctuations.
PCN/SCN	A number assigned to reagents/standards to trace to the manufacturer's certificate of analysis
PQL	Practical Quantitation Limit, typically 5 times the MDL.
QC	True Value of the Control Sample or the amount added to the Spike
Rec	Amount of the true value or spike added recovered, in % (except for LCSS, mg/Kg)
RPD	Relative Percent Difference, calculation used for Duplicate QC Types
Upper	Upper Recovery Limit, in % (except for LCSS, mg/Kg)
Sample	Value of the Sample of interest

QC Sample Types

AS	Analytical Spike (Post Digestion)	*LCSWD*	Laboratory Control Sample - Water Duplicate
ASD	Analytical Spike (Post Digestion) Duplicate	*LFB*	Laboratory Fortified Blank
CCB	Continuing Calibration Blank	*LFM*	Laboratory Fortified Matrix
CCV	Continuing Calibration Verification standard	*LFMD*	Laboratory Fortified Matrix Duplicate
DUP	Sample Duplicate	*LRB*	Laboratory Reagent Blank
ICB	Initial Calibration Blank	*MS*	Matrix Spike
ICV	Initial Calibration Verification standard	*MSD*	Matrix Spike Duplicate
ICSAB	Inter-element Correction Standard - A plus B solutions	*PBS*	Prep Blank - Soil
LCSS	Laboratory Control Sample - Soil	*PBW*	Prep Blank - Water
LCSSD	Laboratory Control Sample - Soil Duplicate	*PQV*	Practical Quantitation Verification standard
LCSW	Laboratory Control Sample - Water	*SDL*	Serial Dilution

QC Sample Type Explanations

Blanks	Verifies that there is no or minimal contamination in the prep method or calibration procedure.
Control Samples	Verifies the accuracy of the method, including the prep procedure.
Duplicates	Verifies the precision of the instrument and/or method.
Spikes/Fortified Matrix	Determines sample matrix interferences, if any.
Standard	Verifies the validity of the calibration.

ACZ Qualifiers (Qual)

B	Analyte concentration detected at a value between MDL and PQL.
H	Analysis exceeded method hold time. pH is a field test with an immediate hold time.
U	The material was analyzed for, but was not detected above the level of the associated value. The associated value is either the sample quantitation limit or the sample detection limit.

Method References

(1) EPA 600/4-83-020. Methods for Chemical Analysis of Water and Wastes, March 1983.
(2) EPA 600/R-93-100. Methods for the Determination of Inorganic Substances in Environmental Samples, August 1993.
(3) EPA 600/R-94-111. Methods for the Determination of Metals in Environmental Samples - Supplement I, May 1994.
(5) EPA SW-846. Test Methods for Evaluating Solid Waste, Third Edition with Update III, December 1996.
(6) Standard Methods for the Examination of Water and Wastewater, 19th edition, 1995.

Comments

(1) QC results calculated from raw data. Results may vary slightly if the rounded values are used in the calculations.
(2) Soil, Sludge, and Plant matrices for Inorganic analyses are reported on a dry weight basis.
(3) Animal matrices for Inorganic analyses are reported on an "as received" basis.

FMI Gold & Copper - Sierrita ACZ Project ID: ***L72199***

Project ID: OJ07R9

Antimony, total (3050) M6020 ICP-MS

ACZ ID	Type	Analyzed	PCN/SCN	QC	Sample	Found	Units	Rec	Lower	Upper	RPD	Limit	Qual
WG254055													
WG254055ICV	ICV	10/18/08 21:53	MS081003-4	.02		.02039	mg/L	102	90	110			
WG254055ICB	ICB	10/18/08 21:59				U	mg/L		-0.0012	0.0012			
WG253811PBS	PBS	10/18/08 22:36				U	mg/Kg		-0.6	0.6			
WG253811LCSS	LCSS	10/18/08 22:43	PCN30918	138		129.2	mg/Kg		0	322			
WG253811LCSSD	LCSSD	10/18/08 22:49	PCN30918	138		132.6	mg/Kg		0	322	2.6	20	
L72199-02MS	MS	10/18/08 23:20	MS081013-3	5	.4	3.57	mg/Kg	63.4	75	125			M2
L72199-02MSD	MSD	10/18/08 23:26	MS081013-3	5	.4	3.35	mg/Kg	59	75	125	6.36	20	M2

Arsenic, total (3050) M6020 ICP-MS

ACZ ID	Type	Analyzed	PCN/SCN	QC	Sample	Found	Units	Rec	Lower	Upper	RPD	Limit	Qual
WG254055													
WG254055ICV	ICV	10/18/08 21:53	MS081003-4	.05		.05028	mg/L	100.6	90	110			
WG254055ICB	ICB	10/18/08 21:59				U	mg/L		-0.0015	0.0015			
WG253811PBS	PBS	10/18/08 22:36				U	mg/Kg		-0.9	0.9			
WG253811LCSS	LCSS	10/18/08 22:43	PCN30918	123		116.4	mg/Kg		102	144			
WG253811LCSSD	LCSSD	10/18/08 22:49	PCN30918	123		130.2	mg/Kg		102	144	11.2	20	
L72199-02MS	MS	10/18/08 23:20	MS081013-3	25	1.9	23.68	mg/Kg	87.1	75	125			
L72199-02MSD	MSD	10/18/08 23:26	MS081013-3	25	1.9	23.89	mg/Kg	88	75	125	0.88	20	

Barium, total (3050) M6010B ICP

ACZ ID	Type	Analyzed	PCN/SCN	QC	Sample	Found	Units	Rec	Lower	Upper	RPD	Limit	Qual
WG254015													
WG254015ICV	ICV	10/17/08 21:57	II080820-1	2		2.0074	mg/L	100.4	90	110			
WG254015ICB	ICB	10/17/08 22:01				U	mg/L		-0.009	0.009			
WG253811PBS	PBS	10/17/08 22:16				U	mg/Kg		-0.9	0.9			
WG253811LCSS	LCSS	10/17/08 22:19	PCN30918	256		263.73	mg/Kg		206	306			
WG253811LCSSD	LCSSD	10/17/08 22:23	PCN30918	256		275.92	mg/Kg		206	306	4.5	20	
L72199-01MS	MS	10/17/08 22:34	II081013-2	50	64.2	110.34	mg/Kg	92.3	75	125			
L72199-01MSD	MSD	10/17/08 22:38	II081013-2	50	64.2	111.2	mg/Kg	94	75	125	0.78	20	

Beryllium, total (3050) M6010B ICP

ACZ ID	Type	Analyzed	PCN/SCN	QC	Sample	Found	Units	Rec	Lower	Upper	RPD	Limit	Qual
WG254015													
WG254015ICV	ICV	10/17/08 21:57	II080820-1	2		1.9704	mg/L	98.5	90	110			
WG254015ICB	ICB	10/17/08 22:01				U	mg/L		-0.006	0.006			
WG253811PBS	PBS	10/17/08 22:16				U	mg/Kg		-0.6	0.6			
WG253811LCSS	LCSS	10/17/08 22:19	PCN30918	75.9		76.65	mg/Kg		62.8	89.1			
WG253811LCSSD	LCSSD	10/17/08 22:23	PCN30918	75.9		82.48	mg/Kg		62.8	89.1	7.3	20	
L72199-01MS	MS	10/17/08 22:34	II081013-2	50	.3	46.02	mg/Kg	91.4	75	125			
L72199-01MSD	MSD	10/17/08 22:38	II081013-2	50	.3	46.97	mg/Kg	93.3	75	125	2.04	20	

FMI Gold & Copper - Sierrita ACZ Project ID: ***L72199***

Project ID: OJ07R9

Cadmium, total (3050) M6010B ICP

ACZ ID	Type	Analyzed	PCN/SCN	QC	Sample	Found	Units	Rec	Lower	Upper	RPD	Limit	Qual
WG254015													
WG254015ICV	ICV	10/17/08 21:57	II080820-1	2		1.9256	mg/L	96.3	90	110			
WG254015ICB	ICB	10/17/08 22:01				U	mg/L		-0.015	0.015			
WG253811PBS	PBS	10/17/08 22:16				U	mg/Kg		-1.5	1.5			
WG253811LCSS	LCSS	10/17/08 22:19	PCN30918	258		244.93	mg/Kg		216	301			
WG253811LCSSD	LCSSD	10/17/08 22:23	PCN30918	258		262.42	mg/Kg		216	301	6.9	20	
L72199-01MS	MS	10/17/08 22:34	II081013-2	50	U	42.64	mg/Kg	85.3	75	125			
L72199-01MSD	MSD	10/17/08 22:38	II081013-2	50	U	43.46	mg/Kg	86.9	75	125	1.9	20	

Chromium, total (3050) M6010B ICP

ACZ ID	Type	Analyzed	PCN/SCN	QC	Sample	Found	Units	Rec	Lower	Upper	RPD	Limit	Qual
WG254015													
WG254015ICV	ICV	10/17/08 21:57	II080820-1	2		1.909	mg/L	95.5	90	110			
WG254015ICB	ICB	10/17/08 22:01				U	mg/L		-0.03	0.03			
WG253811PBS	PBS	10/17/08 22:16				U	mg/Kg		-3	3			
WG253811LCSS	LCSS	10/17/08 22:19	PCN30918	138		133.3	mg/Kg		113	163			
WG253811LCSSD	LCSSD	10/17/08 22:23	PCN30918	138		144.5	mg/Kg		113	163	8.1	20	
L72199-01MS	MS	10/17/08 22:34	II081013-2	50	4	46.9	mg/Kg	85.8	75	125			
L72199-01MSD	MSD	10/17/08 22:38	II081013-2	50	4	47.8	mg/Kg	87.6	75	125	1.9	20	

Cobalt, total (3050) M6010B ICP

ACZ ID	Type	Analyzed	PCN/SCN	QC	Sample	Found	Units	Rec	Lower	Upper	RPD	Limit	Qual
WG254015													
WG254015ICV	ICV	10/17/08 21:57	II080820-1	2.002		1.974	mg/L	98.6	90	110			
WG254015ICB	ICB	10/17/08 22:01				U	mg/L		-0.03	0.03			
WG253811PBS	PBS	10/17/08 22:16				U	mg/Kg		-3	3			
WG253811LCSS	LCSS	10/17/08 22:19	PCN30918	216		209.9	mg/Kg		181	252			
WG253811LCSSD	LCSSD	10/17/08 22:23	PCN30918	216		225	mg/Kg		181	252	6.9	20	
L72199-01MS	MS	10/17/08 22:34	II081013-2	50	7	49.9	mg/Kg	85.8	75	125			
L72199-01MSD	MSD	10/17/08 22:38	II081013-2	50	7	50.4	mg/Kg	86.8	75	125	1	20	

Copper, total (3050) M6010B ICP

ACZ ID	Type	Analyzed	PCN/SCN	QC	Sample	Found	Units	Rec	Lower	Upper	RPD	Limit	Qual
WG254015													
WG254015ICV	ICV	10/17/08 21:57	II080820-1	2		1.955	mg/L	97.8	90	110			
WG254015ICB	ICB	10/17/08 22:01				U	mg/L		-0.03	0.03			
WG253811PBS	PBS	10/17/08 22:16				U	mg/Kg		-3	3			
WG253811LCSS	LCSS	10/17/08 22:19	PCN30918	122		115.3	mg/Kg		102	141			
WG253811LCSSD	LCSSD	10/17/08 22:23	PCN30918	122		122.3	mg/Kg		102	141	5.9	20	
L72199-01MS	MS	10/17/08 22:34	II081013-2	50	348	475.4	mg/Kg	254.8	75	125			M3
L72199-01MSD	MSD	10/17/08 22:38	II081013-2	50	348	360	mg/Kg	24	75	125	27.63	20	M3 RD

FMI Gold & Copper - Sierrita
Project ID: OJ07R9

ACZ Project ID: ***L72199***

Lead, total (3050) M6020 ICP-MS

ACZ ID	Type	Analyzed	PCN/SCN	QC	Sample	Found	Units	Rec	Lower	Upper	RPD	Limit	Qual
WG254055													
WG254055ICV	ICV	10/18/08 21:53	MS081003-4	.05		.05161	mg/L	103.2	90	110			
WG254055ICB	ICB	10/18/08 21:59				U	mg/L		-0.0003	0.0003			
WG253811PBS	PBS	10/18/08 22:36				U	mg/Kg		-0.15	0.15			
WG253811LCSS	LCSS	10/18/08 22:43	PCN30918	136		141.1	mg/Kg		110	163			
WG253811LCSSD	LCSSD	10/18/08 22:49	PCN30918	136		152.5	mg/Kg		110	163	7.8	20	
L72199-02MS	MS	10/18/08 23:20	MS081013-3	25	3.13	28.185	mg/Kg	100.2	75	125			
L72199-02MSD	MSD	10/18/08 23:26	MS081013-3	25	3.13	28.19	mg/Kg	100.2	75	125	0.02	20	

Manganese, total (3050) M6010B ICP

ACZ ID	Type	Analyzed	PCN/SCN	QC	Sample	Found	Units	Rec	Lower	Upper	RPD	Limit	Qual
WG254015													
WG254015ICV	ICV	10/17/08 21:57	II080820-1	2		1.938	mg/L	96.9	90	110			
WG254015ICB	ICB	10/17/08 22:01				U	mg/L		-0.015	0.015			
WG253811PBS	PBS	10/17/08 22:16				U	mg/Kg		-1.5	1.5			
WG253811LCSS	LCSS	10/17/08 22:19	PCN30918	570		581.61	mg/Kg		470	670			
WG253811LCSSD	LCSSD	10/17/08 22:23	PCN30918	570		608.05	mg/Kg		470	670	4.4	20	
L72199-01MS	MS	10/17/08 22:34	II081013-2	50	203	255.2	mg/Kg	104.4	75	125			
L72199-01MSD	MSD	10/17/08 22:38	II081013-2	50	203	246.41	mg/Kg	86.8	75	125	3.5	20	

Mercury, total M7471A CVAA

ACZ ID	Type	Analyzed	PCN/SCN	QC	Sample	Found	Units	Rec	Lower	Upper	RPD	Limit	Qual
WG254168													
WG254168ICV	ICV	10/22/08 9:11	II081007-3	.01		.00989	mg/L	98.9	90	110			
WG254168ICB	ICB	10/22/08 9:14				U	mg/L		-0.0006	0.0006			
WG254168PBS	PBS	10/22/08 9:16				U	mg/Kg		-0.12	0.12			
WG254168LCSS	LCSS	10/22/08 9:18	PCN30762	6.24		6.03	mg/Kg		4.44	8.03			
WG254168LCSSD	LCSSD	10/22/08 9:20	PCN30762	6.24		5.82	mg/Kg		4.44	8.03	3.5	20	
L72199-01MS	MS	10/22/08 9:25	II080822-5	1.015	U	1.01	mg/Kg	99.5	85	115			
L72199-01MSD	MSD	10/22/08 9:27	II080822-5	1.02	U	.998	mg/Kg	97.8	85	115	1.2	20	

Molybdenum, total (3050) M6010B ICP

ACZ ID	Type	Analyzed	PCN/SCN	QC	Sample	Found	Units	Rec	Lower	Upper	RPD	Limit	Qual
WG254015													
WG254015ICV	ICV	10/17/08 21:57	II080820-1	2		1.949	mg/L	97.5	90	110			
WG254015ICB	ICB	10/17/08 22:01				U	mg/L		-0.03	0.03			
WG253811PBS	PBS	10/17/08 22:16				U	mg/Kg		-3	3			
WG253811LCSS	LCSS	10/17/08 22:19	PCN30918	73.9		77.4	mg/Kg		58.5	89.3			
WG253811LCSSD	LCSSD	10/17/08 22:23	PCN30918	73.9		83.1	mg/Kg		58.5	89.3	7.1	20	
L72199-01MS	MS	10/17/08 22:34	II081013-2	50	35	99.3	mg/Kg	128.6	75	125			MA
L72199-01MSD	MSD	10/17/08 22:38	II081013-2	50	35	75.2	mg/Kg	80.4	75	125	27.62	20	RD

FMI Gold & Copper - Sierrita ACZ Project ID: ***L72199***

Project ID: OJ07R9

Nickel, total (3050) M6010B ICP

ACZ ID	Type	Analyzed	PCN/SCN	QC	Sample	Found	Units	Rec	Lower	Upper	RPD	Limit	Qual
WG254015													
WG254015ICV	ICV	10/17/08 21:57	II080820-1	2.004		1.897	mg/L	94.7	90	110			
WG254015ICB	ICB	10/17/08 22:01				U	mg/L		-0.03	0.03			
WG253811PBS	PBS	10/17/08 22:16				U	mg/Kg		-3	3			
WG253811LCSS	LCSS	10/17/08 22:19	PCN30918	111		107.2	mg/Kg		93	130			
WG253811LCSSD	LCSSD	10/17/08 22:23	PCN30918	111		114.3	mg/Kg		93	130	6.4	20	
L72199-01MS	MS	10/17/08 22:34	II081013-2	49.85	3	45.8	mg/Kg	85.9	75	125			
L72199-01MSD	MSD	10/17/08 22:38	II081013-2	49.85	3	46.3	mg/Kg	86.9	75	125	1.09	20	

Selenium, total (3050) M6020 ICP-MS

ACZ ID	Type	Analyzed	PCN/SCN	QC	Sample	Found	Units	Rec	Lower	Upper	RPD	Limit	Qual
WG254055													
WG254055ICV	ICV	10/18/08 21:53	MS081003-4	.05		.04917	mg/L	98.3	90	110			
WG254055ICB	ICB	10/18/08 21:59				U	mg/L		-0.0003	0.0003			
WG253811PBS	PBS	10/18/08 22:36				U	mg/Kg		-0.15	0.15			
WG253811LCSS	LCSS	10/18/08 22:43	PCN30918	199		194	mg/Kg		159	238			
WG253811LCSSD	LCSSD	10/18/08 22:49	PCN30918	199		218.15	mg/Kg		159	238	11.7	20	
L72199-02MS	MS	10/18/08 23:20	MS081013-3	12.5	.53	11.985	mg/Kg	91.6	75	125			
L72199-02MSD	MSD	10/18/08 23:26	MS081013-3	12.5	.53	13.12	mg/Kg	100.7	75	125	9.04	20	

Solids, Percent CLPSOW390, PART F, D-98

ACZ ID	Type	Analyzed	PCN/SCN	QC	Sample	Found	Units	Rec	Lower	Upper	RPD	Limit	Qual
WG253252													
WG253252PBS	PBS	10/07/08 10:00				U	%		99.9	100.1			
L72199-01DUP	DUP	10/07/08 13:30			86	85.64	%				0.4	20	

Thallium, total (3050) M6020 ICP-MS

ACZ ID	Type	Analyzed	PCN/SCN	QC	Sample	Found	Units	Rec	Lower	Upper	RPD	Limit	Qual
WG254055													
WG254055ICV	ICV	10/18/08 21:53	MS081003-4	.05		.05233	mg/L	104.7	90	110			
WG254055ICB	ICB	10/18/08 21:59				U	mg/L		-0.0003	0.0003			
WG253811PBS	PBS	10/18/08 22:36				U	mg/Kg		-0.15	0.15			
WG253811LCSS	LCSS	10/18/08 22:43	PCN30918	297		291.15	mg/Kg		241	353			
WG253811LCSSD	LCSSD	10/18/08 22:49	PCN30918	297		332.2	mg/Kg		241	353	13.2	20	
L72199-02MS	MS	10/18/08 23:20	MS081013-3	25.05	.21	24.405	mg/Kg	96.6	75	125			
L72199-02MSD	MSD	10/18/08 23:26	MS081013-3	25.05	.21	24.1	mg/Kg	95.4	75	125	1.26	20	

Uranium, total (3050) M6020 ICP-MS

ACZ ID	Type	Analyzed	PCN/SCN	QC	Sample	Found	Units	Rec	Lower	Upper	RPD	Limit	Qual
WG254055													
WG254055ICV	ICV	10/18/08 21:53	MS081003-4	.05		.05088	mg/L	101.8	90	110			
WG254055ICB	ICB	10/18/08 21:59				U	mg/L		-0.0003	0.0003			
WG253811PBS	PBS	10/18/08 22:36				U	mg/Kg		-0.15	0.15			
L72199-02MS	MS	10/18/08 23:20	MS081013-3	12.5	5.15	20.25	mg/Kg	120.8	75	125			
L72199-02MSD	MSD	10/18/08 23:26	MS081013-3	12.5	5.15	18.235	mg/Kg	104.7	75	125	10.47	20	

FMI Gold & Copper - Sierrita
Project ID: OJ07R9

ACZ Project ID: ***L72199***

Zinc, total (3050) M6010B ICP

ACZ ID	Type	Analyzed	PCN/SCN	QC	Sample	Found	Units	Rec	Lower	Upper	RPD	Limit	Qual
WG254015													
WG254015ICV	ICV	10/17/08 21:57	II080820-1	2		1.945	mg/L	97.3	90	110			
WG254015ICB	ICB	10/17/08 22:01				U	mg/L		-0.03	0.03			
WG253811PBS	PBS	10/17/08 22:16				U	mg/Kg		-3	3			
WG253811LCSS	LCSS	10/17/08 22:19	PCN30918	314		324.5	mg/Kg		258	371			
WG253811LCSSD	LCSSD	10/17/08 22:23	PCN30918	314		325.3	mg/Kg		258	371	0.2	20	
L72199-01MS	MS	10/17/08 22:34	II081013-2	50	31	89.7	mg/Kg	117.4	75	125			
L72199-01MSD	MSD	10/17/08 22:38	II081013-2	50	31	75.6	mg/Kg	89.2	75	125	17.06	20	

FMI Gold & Copper - Sierrita ACZ Project ID: ***L72199***

ACZ ID	WORKNUM	PARAMETER	METHOD	QUAL	DESCRIPTION
L72199-01	WG254055	Antimony, total (3050)	M6020 ICP-MS	M2	Matrix spike recovery was low, the recovery of the associated control sample (LCS or LFB) was acceptable.
	WG254015	Cobalt, total (3050)	M6010B ICP	ZG	The ICP Serial Dilution was not used for data validation because the sample concentration was less than 50 times the MDL.
		Copper, total (3050)	M6010B ICP	M3	The spike recovery value is unusable since the analyte concentration in the sample is disproportionate to the spike level. The recovery of the associated control sample (LCS or LFB) was acceptable.
			M6010B ICP	RD	For a solid matrix, the duplicate RPD (spike or matrix) exceeded the control limit, which is attributable to the non-homogeneity of the sample.
		Molybdenum, total (3050)	M6010B ICP	MA	Recovery for either the spike or spike duplicate was outside of the acceptance limits; the RPD was within the acceptance limits.
			M6010B ICP	RD	For a solid matrix, the duplicate RPD (spike or matrix) exceeded the control limit, which is attributable to the non-homogeneity of the sample.
			M6010B ICP	ZG	The ICP Serial Dilution was not used for data validation because the sample concentration was less than 50 times the MDL.
	WG254055	Selenium, total (3050)	M6020 ICP-MS	ZB	The ICP-MS Serial Dilution was not used for data validation because the sample concentration was less than 100 times the MDL.
		Thallium, total (3050)	M6020 ICP-MS	ZB	The ICP-MS Serial Dilution was not used for data validation because the sample concentration was less than 100 times the MDL.
L72199-02	WG254055	Antimony, total (3050)	M6020 ICP-MS	M2	Matrix spike recovery was low, the recovery of the associated control sample (LCS or LFB) was acceptable.
	WG254015	Cobalt, total (3050)	M6010B ICP	ZG	The ICP Serial Dilution was not used for data validation because the sample concentration was less than 50 times the MDL.
		Copper, total (3050)	M6010B ICP	M3	The spike recovery value is unusable since the analyte concentration in the sample is disproportionate to the spike level. The recovery of the associated control sample (LCS or LFB) was acceptable.
			M6010B ICP	RD	For a solid matrix, the duplicate RPD (spike or matrix) exceeded the control limit, which is attributable to the non-homogeneity of the sample.
		Molybdenum, total (3050)	M6010B ICP	MA	Recovery for either the spike or spike duplicate was outside of the acceptance limits; the RPD was within the acceptance limits.
			M6010B ICP	RD	For a solid matrix, the duplicate RPD (spike or matrix) exceeded the control limit, which is attributable to the non-homogeneity of the sample.
			M6010B ICP	ZG	The ICP Serial Dilution was not used for data validation because the sample concentration was less than 50 times the MDL.
	WG254055	Selenium, total (3050)	M6020 ICP-MS	ZB	The ICP-MS Serial Dilution was not used for data validation because the sample concentration was less than 100 times the MDL.
		Thallium, total (3050)	M6020 ICP-MS	ZB	The ICP-MS Serial Dilution was not used for data validation because the sample concentration was less than 100 times the MDL.

FMI Gold & Copper - Sierrita ACZ Project ID: ***L72199***

ACZ ID	WORKNUM	PARAMETER	METHOD	QUAL	DESCRIPTION
L72199-03	WG254055	Antimony, total (3050)	M6020 ICP-MS	M2	Matrix spike recovery was low, the recovery of the associated control sample (LCS or LFB) was acceptable.
	WG254015	Cobalt, total (3050)	M6010B ICP	ZG	The ICP Serial Dilution was not used for data validation because the sample concentration was less than 50 times the MDL.
		Copper, total (3050)	M6010B ICP	M3	The spike recovery value is unusable since the analyte concentration in the sample is disproportionate to the spike level. The recovery of the associated control sample (LCS or LFB) was acceptable.
			M6010B ICP	RD	For a solid matrix, the duplicate RPD (spike or matrix) exceeded the control limit, which is attributable to the non-homogeneity of the sample.
		Molybdenum, total (3050)	M6010B ICP	MA	Recovery for either the spike or spike duplicate was outside of the acceptance limits; the RPD was within the acceptance limits.
			M6010B ICP	RD	For a solid matrix, the duplicate RPD (spike or matrix) exceeded the control limit, which is attributable to the non-homogeneity of the sample.
			M6010B ICP	ZG	The ICP Serial Dilution was not used for data validation because the sample concentration was less than 50 times the MDL.
	WG254055	Selenium, total (3050)	M6020 ICP-MS	ZB	The ICP-MS Serial Dilution was not used for data validation because the sample concentration was less than 100 times the MDL.
		Thallium, total (3050)	M6020 ICP-MS	ZB	The ICP-MS Serial Dilution was not used for data validation because the sample concentration was less than 100 times the MDL.
L72199-04	WG254055	Antimony, total (3050)	M6020 ICP-MS	M2	Matrix spike recovery was low, the recovery of the associated control sample (LCS or LFB) was acceptable.
	WG254015	Cobalt, total (3050)	M6010B ICP	ZG	The ICP Serial Dilution was not used for data validation because the sample concentration was less than 50 times the MDL.
		Copper, total (3050)	M6010B ICP	M3	The spike recovery value is unusable since the analyte concentration in the sample is disproportionate to the spike level. The recovery of the associated control sample (LCS or LFB) was acceptable.
			M6010B ICP	RD	For a solid matrix, the duplicate RPD (spike or matrix) exceeded the control limit, which is attributable to the non-homogeneity of the sample.
		Molybdenum, total (3050)	M6010B ICP	MA	Recovery for either the spike or spike duplicate was outside of the acceptance limits; the RPD was within the acceptance limits.
			M6010B ICP	RD	For a solid matrix, the duplicate RPD (spike or matrix) exceeded the control limit, which is attributable to the non-homogeneity of the sample.
			M6010B ICP	ZG	The ICP Serial Dilution was not used for data validation because the sample concentration was less than 50 times the MDL.
	WG254055	Selenium, total (3050)	M6020 ICP-MS	ZB	The ICP-MS Serial Dilution was not used for data validation because the sample concentration was less than 100 times the MDL.
		Thallium, total (3050)	M6020 ICP-MS	ZB	The ICP-MS Serial Dilution was not used for data validation because the sample concentration was less than 100 times the MDL.

FMI Gold & Copper - Sierrita ACZ Project ID: ***L72199***

ACZ ID	WORKNUM	PARAMETER	METHOD	QUAL	DESCRIPTION
L72199-05	WG254055	Antimony, total (3050)	M6020 ICP-MS	M2	Matrix spike recovery was low, the recovery of the associated control sample (LCS or LFB) was acceptable.
	WG254015	Cobalt, total (3050)	M6010B ICP	ZG	The ICP Serial Dilution was not used for data validation because the sample concentration was less than 50 times the MDL.
		Copper, total (3050)	M6010B ICP	M3	The spike recovery value is unusable since the analyte concentration in the sample is disproportionate to the spike level. The recovery of the associated control sample (LCS or LFB) was acceptable.
			M6010B ICP	RD	For a solid matrix, the duplicate RPD (spike or matrix) exceeded the control limit, which is attributable to the non-homogeneity of the sample.
		Molybdenum, total (3050)	M6010B ICP	MA	Recovery for either the spike or spike duplicate was outside of the acceptance limits; the RPD was within the acceptance limits.
			M6010B ICP	RD	For a solid matrix, the duplicate RPD (spike or matrix) exceeded the control limit, which is attributable to the non-homogeneity of the sample.
			M6010B ICP	ZG	The ICP Serial Dilution was not used for data validation because the sample concentration was less than 50 times the MDL.
	WG254055	Selenium, total (3050)	M6020 ICP-MS	ZB	The ICP-MS Serial Dilution was not used for data validation because the sample concentration was less than 100 times the MDL.
		Thallium, total (3050)	M6020 ICP-MS	ZB	The ICP-MS Serial Dilution was not used for data validation because the sample concentration was less than 100 times the MDL.
L72199-06	WG254055	Antimony, total (3050)	M6020 ICP-MS	M2	Matrix spike recovery was low, the recovery of the associated control sample (LCS or LFB) was acceptable.
	WG254015	Cobalt, total (3050)	M6010B ICP	ZG	The ICP Serial Dilution was not used for data validation because the sample concentration was less than 50 times the MDL.
		Copper, total (3050)	M6010B ICP	M3	The spike recovery value is unusable since the analyte concentration in the sample is disproportionate to the spike level. The recovery of the associated control sample (LCS or LFB) was acceptable.
			M6010B ICP	RD	For a solid matrix, the duplicate RPD (spike or matrix) exceeded the control limit, which is attributable to the non-homogeneity of the sample.
		Molybdenum, total (3050)	M6010B ICP	MA	Recovery for either the spike or spike duplicate was outside of the acceptance limits; the RPD was within the acceptance limits.
			M6010B ICP	RD	For a solid matrix, the duplicate RPD (spike or matrix) exceeded the control limit, which is attributable to the non-homogeneity of the sample.
			M6010B ICP	ZG	The ICP Serial Dilution was not used for data validation because the sample concentration was less than 50 times the MDL.
	WG254055	Selenium, total (3050)	M6020 ICP-MS	ZB	The ICP-MS Serial Dilution was not used for data validation because the sample concentration was less than 100 times the MDL.
		Thallium, total (3050)	M6020 ICP-MS	ZB	The ICP-MS Serial Dilution was not used for data validation because the sample concentration was less than 100 times the MDL.

FMI Gold & Copper - Sierrita ACZ Project ID: ***L72199***

ACZ ID	WORKNUM	PARAMETER	METHOD	QUAL	DESCRIPTION
L72199-07	WG254055	Antimony, total (3050)	M6020 ICP-MS	M2	Matrix spike recovery was low, the recovery of the associated control sample (LCS or LFB) was acceptable.
	WG254015	Cobalt, total (3050)	M6010B ICP	ZG	The ICP Serial Dilution was not used for data validation because the sample concentration was less than 50 times the MDL.
		Copper, total (3050)	M6010B ICP	M3	The spike recovery value is unusable since the analyte concentration in the sample is disproportionate to the spike level. The recovery of the associated control sample (LCS or LFB) was acceptable.
			M6010B ICP	RD	For a solid matrix, the duplicate RPD (spike or matrix) exceeded the control limit, which is attributable to the non-homogeneity of the sample.
		Molybdenum, total (3050)	M6010B ICP	MA	Recovery for either the spike or spike duplicate was outside of the acceptance limits; the RPD was within the acceptance limits.
			M6010B ICP	RD	For a solid matrix, the duplicate RPD (spike or matrix) exceeded the control limit, which is attributable to the non-homogeneity of the sample.
			M6010B ICP	ZG	The ICP Serial Dilution was not used for data validation because the sample concentration was less than 50 times the MDL.
	WG254055	Selenium, total (3050)	M6020 ICP-MS	ZB	The ICP-MS Serial Dilution was not used for data validation because the sample concentration was less than 100 times the MDL.
		Thallium, total (3050)	M6020 ICP-MS	ZB	The ICP-MS Serial Dilution was not used for data validation because the sample concentration was less than 100 times the MDL.
L72199-08	WG254055	Antimony, total (3050)	M6020 ICP-MS	M2	Matrix spike recovery was low, the recovery of the associated control sample (LCS or LFB) was acceptable.
	WG254015	Cobalt, total (3050)	M6010B ICP	ZG	The ICP Serial Dilution was not used for data validation because the sample concentration was less than 50 times the MDL.
		Copper, total (3050)	M6010B ICP	M3	The spike recovery value is unusable since the analyte concentration in the sample is disproportionate to the spike level. The recovery of the associated control sample (LCS or LFB) was acceptable.
			M6010B ICP	RD	For a solid matrix, the duplicate RPD (spike or matrix) exceeded the control limit, which is attributable to the non-homogeneity of the sample.
		Molybdenum, total (3050)	M6010B ICP	MA	Recovery for either the spike or spike duplicate was outside of the acceptance limits; the RPD was within the acceptance limits.
			M6010B ICP	RD	For a solid matrix, the duplicate RPD (spike or matrix) exceeded the control limit, which is attributable to the non-homogeneity of the sample.
			M6010B ICP	ZG	The ICP Serial Dilution was not used for data validation because the sample concentration was less than 50 times the MDL.
	WG254055	Selenium, total (3050)	M6020 ICP-MS	ZB	The ICP-MS Serial Dilution was not used for data validation because the sample concentration was less than 100 times the MDL.
		Thallium, total (3050)	M6020 ICP-MS	ZB	The ICP-MS Serial Dilution was not used for data validation because the sample concentration was less than 100 times the MDL.

FMI Gold & Copper - Sierrita ACZ Project ID: ***L72199***

ACZ ID	WORKNUM	PARAMETER	METHOD	QUAL	DESCRIPTION
L72199-09	WG254055	Antimony, total (3050)	M6020 ICP-MS	M2	Matrix spike recovery was low, the recovery of the associated control sample (LCS or LFB) was acceptable.
	WG254015	Cobalt, total (3050)	M6010B ICP	ZG	The ICP Serial Dilution was not used for data validation because the sample concentration was less than 50 times the MDL.
		Copper, total (3050)	M6010B ICP	M3	The spike recovery value is unusable since the analyte concentration in the sample is disproportionate to the spike level. The recovery of the associated control sample (LCS or LFB) was acceptable.
			M6010B ICP	RD	For a solid matrix, the duplicate RPD (spike or matrix) exceeded the control limit, which is attributable to the non-homogeneity of the sample.
		Molybdenum, total (3050)	M6010B ICP	MA	Recovery for either the spike or spike duplicate was outside of the acceptance limits; the RPD was within the acceptance limits.
			M6010B ICP	RD	For a solid matrix, the duplicate RPD (spike or matrix) exceeded the control limit, which is attributable to the non-homogeneity of the sample.
			M6010B ICP	ZG	The ICP Serial Dilution was not used for data validation because the sample concentration was less than 50 times the MDL.
	WG254055	Selenium, total (3050)	M6020 ICP-MS	ZB	The ICP-MS Serial Dilution was not used for data validation because the sample concentration was less than 100 times the MDL.
		Thallium, total (3050)	M6020 ICP-MS	ZB	The ICP-MS Serial Dilution was not used for data validation because the sample concentration was less than 100 times the MDL.
L72199-10	WG254055	Antimony, total (3050)	M6020 ICP-MS	M2	Matrix spike recovery was low, the recovery of the associated control sample (LCS or LFB) was acceptable.
	WG254015	Cobalt, total (3050)	M6010B ICP	ZG	The ICP Serial Dilution was not used for data validation because the sample concentration was less than 50 times the MDL.
		Copper, total (3050)	M6010B ICP	M3	The spike recovery value is unusable since the analyte concentration in the sample is disproportionate to the spike level. The recovery of the associated control sample (LCS or LFB) was acceptable.
			M6010B ICP	RD	For a solid matrix, the duplicate RPD (spike or matrix) exceeded the control limit, which is attributable to the non-homogeneity of the sample.
		Molybdenum, total (3050)	M6010B ICP	MA	Recovery for either the spike or spike duplicate was outside of the acceptance limits; the RPD was within the acceptance limits.
			M6010B ICP	RD	For a solid matrix, the duplicate RPD (spike or matrix) exceeded the control limit, which is attributable to the non-homogeneity of the sample.
			M6010B ICP	ZG	The ICP Serial Dilution was not used for data validation because the sample concentration was less than 50 times the MDL.
	WG254055	Selenium, total (3050)	M6020 ICP-MS	ZB	The ICP-MS Serial Dilution was not used for data validation because the sample concentration was less than 100 times the MDL.
		Thallium, total (3050)	M6020 ICP-MS	ZB	The ICP-MS Serial Dilution was not used for data validation because the sample concentration was less than 100 times the MDL.

Metals Analysis

The following parameters are not offered for certification or are not covered by NELAC certificate #ACZ.

Uranium, total (3050)	M6020 ICP-MS

Soil Analysis

The following parameters are not offered for certification or are not covered by NELAC certificate #ACZ.

Solids, Percent	CLPSOW390, PART F, D-98

ACZ Laboratories, Inc.
2773 Downhill Drive Steamboat Springs, CO 80487 (800) 334-5493

Sample Receipt

FMI Gold & Copper - Sierrita
OJ07R9

ACZ Project ID:	L72199
Date Received:	10/2/2008
Received By:	
Date Printed:	10/2/2008

Receipt Verification

	YES	NO	NA
1) Does this project require special handling procedures such as CLP protocol?			X
2) Are the custody seals on the cooler intact?	X		
3) Are the custody seals on the sample containers intact?			X
4) Is there a Chain of Custody or other directive shipping papers present?	X		
5) Is the Chain of Custody complete?	X		
6) Is the Chain of Custody in agreement with the samples received?	X		
7) Is there enough sample for all requested analyses?	X		
8) Are all samples within holding times for requested analyses?	X		
9) Were all sample containers received intact?	X		
10) Are the temperature blanks present?			X
11) Is the trip blank for Cyanide present?			X
12) Is the trip blank for VOA present?			X
13) Are samples requiring no headspace, headspace free?			X
14) Do the samples that require a Foreign Soils Permit have one?			X

Exceptions: If you answered no to any of the above questions, please describe

N/A

Contact (For any discrepancies, the client must be contacted)

N/A

Shipping Containers

Cooler Id	Temp (°C)	Rad (µR/hr)
2237	3.5	14
2269	4.5	16

Client must contact ACZ Project Manager if analysis should not proceed for samples received outside of thermal preservation acceptance criteria.

Notes

ACZ Laboratories, Inc.
2773 Downhill Drive Steamboat Springs, CO 80487 (800) 334-5493

Sample Receipt

FMI Gold & Copper - Sierrita
OJ07R9

ACZ Project ID: L72199
Date Received: 10/2/2008
Received By:

Sample Container Preservation

SAMPLE	CLIENT ID	R < 2	G < 2	BK < 2	Y< 2	YG< 2	B< 2	O < 2	T >12	N/A	RAD	ID
L72199-01	ST-SB01-0-20									X		
L72199-02	ST-SB01-20-40									X		
L72199-03	ST-SB01-40-60									X		
L72199-04	ST-SB01-60-80									X		
L72199-05	ST-SB01-80-100									X		
L72199-06	ST-SB01-100-120									X		
L72199-07	ST-SB01-120-140									X		
L72199-08	ST-SB01-140-160									X		
L72199-09	ST-SB01-160-180									X		
L72199-10	ST-SB01-180-200									X		

Sample Container Preservation Legend

Abbreviation	Description	Container Type	Preservative/Limits
R	Raw/Nitric	RED	pH must be < 2
B	Filtered/Sulfuric	BLUE	pH must be < 2
BK	Filtered/Nitric	BLACK	pH must be < 2
G	Filtered/Nitric	GREEN	pH must be < 2
O	Raw/Sulfuric	ORANGE	pH must be < 2
P	Raw/NaOH	PURPLE	pH must be > 12 *
T	Raw/NaOH Zinc Acetate	TAN	pH must be > 12
Y	Raw/Sulfuric	YELLOW	pH must be < 2
YG	Raw/Sulfuric	YELLOW GLASS	pH must be < 2
N/A	No preservative needed	Not applicable	
RAD	Gamma/Beta dose rate	Not applicable	must be < 250 µR/hr

* pH check performed by analyst prior to sample preparation

Sample IDs Reviewed By: _____

ACZ Laboratories, Inc. L72191

2773 Downhill Drive Steamboat Springs, CO 80487 (800) 334-5493

CHAIN of CUSTODY

Report to:

Name: Ned Hall
Company: FMI - Sierrita
E-mail: Ned-Hall@FMI.com
Address: 6200 W. Duval Mine Rd
Green Valley, AZ 85614
Telephone: 520-648-8857

Copy of Report to:

Name: Rick Smith & Steve Vaughn
Company: URS Corp
E-mail: Rick-Smith@URS corp.com
Telephone: Steven_Vaughn@URSCorp.com

Invoice to:

Name: Ned Hall
Company: FMI - Sierrita
E-mail: Ned-Hall@FMI.com
Address: 6200 W. Duval Mine Rd
Green Valley, AZ. PO Box 527
Telephone: 520-648-8857

If sample(s) received past holding time (HT), or if insufficient HT remains to complete analysis before expiration, shall ACZ proceed with requested short HT analyses? YES [ ] NO [ ]
If "NO" then ACZ will contact client for further instruction. If neither "YES" nor "NO" is indicated, ACZ will proceed with the requested analyses, even if HT is expired, and data will be qualified.

PROJECT INFORMATION

Quote #:
Project/PO #: OJ07R9
Reporting state for compliance testing:
Sampler's Name: Polly Ready
Are any samples NRC licensable material?

ANALYSES REQUESTED *(attach list or use quote number)*

	SAMPLE IDENTIFICATION	DATE:TIME	Matrix	# of Containers	See attached order OJ07R9							
✓	ST-SB01-0-20	09/24/08 0842	SO	1	X							
✓	ST-SB01-20-40	09/24/08 0907	SO	1	X							
✓	ST-SB01-40-60	09/24/08 0947	SO	1	X							
✓	ST-SB01-60-80	09/24/08 1107	SO	1	X							
✓	ST-SB01-80-100	09/24/08 1257	SO	1	X							
✓	ST-SB01-100-120	9/25/08 0922	SO	1	X							
✓	ST-SB01-120-140	9/25/08 1037	SO	1	X							
✓	ST-SB01-140-160	9/25/08 1317	SO	1	X							
✓	ST-SB01-160-180	9/25/08 1627	SO	1	X							
✓	ST-SB01-180-200	9/25/08 1712	SO	1	X							

Matrix: SW (Surface Water) · GW (Ground Water) · WW (Waste Water) · DW (Drinking Water) · SL (Sludge) · SO (Soil) · OL (Oil) · Other

REMARKS/ SAMPLE DISCLOSURES

Fed Ex # 7900 9870 6200
7980 2577 2125

PAGE 3 of 3

Please refer to ACZ's terms & conditions located on the reverse side of this COC.

RELINQUISHED BY:	DATE:TIME	RECEIVED BY:	DATE:TIME
Polly Ready	9/30/08 1600	MBS	10.2.08 9:41

FRMAD050.03.05.02 White - Return with sample. Yellow - Retain for your records.

FREEPORT-MCMORAN COPPER & GOLD

Phelps Dodge is a Freeport-McMoRan Company

Order No. OJ07R9

Issued on Fri, 11 Jul, 2008
Created on Fri, 11 Jul, 2008 by ariba system

Contractor:
ACZ LABORATORIES INC | 01250A | STEAMBOAT SPRINGS
2773 DOWNHILL DR
STEAMBOAT SPRINGS, CO 80487
United States
Phone: 1970-879-6590
Fax: 1970-879-2216

Company: FREEPORT-MCMORAN SIERRITA INC

Services to be performed at:
FREEPORT-MCMORAN SIERRITA INC
04 MILL WAREHOUSE 6200 W DUVAL MINE RD
Green Valley, AZ 85614
United States

Company Contact:
Edward L Hall Tel: (505) 537-4237

Invoices to be shipped to:
FREEPORT-MCMORAN SIERRITA INC
Accounts Payable PO Box 2671
Phoenix, AZ 85002
United States

Work Order/Project #:
Unique Name: PR1690000
Cost Center:
Department Name: Alloc Environmental
Expense Element:
Account Name: Outside Svcs - Assay

Contract Administrator: ROBERT LOYD
Phone:
Fax:
Email: robert_loyd@fmi.com

Item	Description	Extended Amount
1	**Envrionmental soil testing at ACZ (contract ...**	$87,000.00USD
	Envrionmental soil testing at ACZ (contract laboratory) for Sierrita Voluntary Remediation Program	

Phelps Dodge Stock Code:
Delivery Method: UPS
Requester: EDWARD L HALL
Freight Coding: Destination, Freight Collect
Phelps Dodge Stock Code:
ID: 010402
Form:
PR No.: PR438560
Contract: MS0214
Payment Terms: Net amount in 33 days, no discount
Tax Rate: 0.0000000000%
Tax Amount: $0.00USD

Total	$87,000.00USD

ACZ Laboratories, Inc.
2773 Downhill Drive Steamboat Springs, CO 80487 (800) 334-5493

Analytical Report

October 22, 2008

Report to:
Ned Hall
FMI Gold & Copper - Sierrita
P.O. Box 527 6200 W. Duval Mine Rd.
Green Valley, AZ 85622-0527

Bill to:
Accounts Payable
FMI Gold & Copper - Sierrita
P.O. Box 2671
Phoenix, AZ 85002-2671

cc: Rick Smith, Steve Vaughn

Project ID: OJ07R9
ACZ Project ID: L72200

Ned Hall:

Enclosed are the analytical results for sample(s) submitted to ACZ Laboratories, Inc. (ACZ) on October 02, 2008. This project has been assigned to ACZ's project number, L72200. Please reference this number in all future inquiries.

All analyses were performed according to ACZ's Quality Assurance Plan, version 12.0. The enclosed results relate only to the samples received under L72200. Each section of this report has been reviewed and approved by the appropriate Laboratory Supervisor, or a qualified substitute.

Except as noted, the test results for the methods and parameters listed on ACZ's current NELAC certificate letter (#ACZ) meet all requirements of NELAC.

This report shall be used or copied only in its entirety. ACZ is not responsible for the consequences arising from the use of a partial report.

All samples and sub-samples associated with this project will be disposed of after November 22, 2008. If the samples are determined to be hazardous, additional charges apply for disposal (typically less than $10/sample). If you would like the samples to be held longer than ACZ's stated policy or to be returned, please contact your Project Manager or Customer Service Representative for further details and associated costs. ACZ retains analytical reports for five years.

If you have any questions or other needs, please contact your Project Manager.

S. Habermehl

Scott Habermehl has reviewed
and approved this report.

ACZ Laboratories, Inc.
2773 Downhill Drive Steamboat Springs, CO 80487 (800) 334-5493

Inorganic Analytical Results

FMI Gold & Copper - Sierrita
Project ID: OJ07R9
Sample ID: ROLL OFFS 885 910A

ACZ Sample ID: ***L72200-01***
Date Sampled: *09/30/08 14:00*
Date Received: *10/02/08*
Sample Matrix: *Soil*

Inorganic Prep

Parameter	EPA Method	Result	Qual	XQ	Units	MDL	PQL	Date	Analyst
Total Hot Plate Digestion	M3010A ICP							10/15/08 14:24	jws

Metals Analysis

Parameter	EPA Method	Result	Qual	XQ	Units	MDL	PQL	Date	Analyst
Arsenic (TCLP)	M6010B ICP		U	*	mg/L	0.04	0.2	10/18/08 0:17	ear
Barium (TCLP)	M6010B ICP	0.385		*	mg/L	0.003	0.02	10/18/08 0:17	ear
Cadmium (TCLP)	M6010B ICP		U	*	mg/L	0.005	0.02	10/18/08 0:17	ear
Chromium (TCLP)	M6010B ICP		U	*	mg/L	0.01	0.05	10/18/08 0:17	ear
Lead (TCLP)	M6010B ICP		U	*	mg/L	0.04	0.2	10/18/08 0:17	ear
Mercury (TCLP)	M7470 CVAA		U	*	mg/L	0.0002	0.001	10/21/08 13:42	pmc
Selenium (TCLP)	M6010B ICP		U	*	mg/L	0.04	0.2	10/18/08 0:17	ear
Silver (TCLP)	M6010B ICP		U	*	mg/L	0.01	0.03	10/18/08 0:17	ear

Soil Preparation

Parameter	EPA Method	Result	Qual	XQ	Units	MDL	PQL	Date	Analyst
TCLP Metal Extraction	M1311							10/14/08 2:51	mjc

Arizona license number: AZ0102

** Please refer to Qualifier Reports for details.*

Report Header Explanations

Batch	A distinct set of samples analyzed at a specific time
Found	Value of the QC Type of interest
Limit	Upper limit for RPD, in %.
Lower	Lower Recovery Limit, in % (except for LCSS, mg/Kg)
MDL	Method Detection Limit. Same as Minimum Reporting Limit. Allows for instrument and annual fluctuations.
PCN/SCN	A number assigned to reagents/standards to trace to the manufacturer's certificate of analysis
PQL	Practical Quantitation Limit, typically 5 times the MDL.
QC	True Value of the Control Sample or the amount added to the Spike
Rec	Amount of the true value or spike added recovered, in % (except for LCSS, mg/Kg)
RPD	Relative Percent Difference, calculation used for Duplicate QC Types
Upper	Upper Recovery Limit, in % (except for LCSS, mg/Kg)
Sample	Value of the Sample of interest

QC Sample Types

AS	Analytical Spike (Post Digestion)	*LCSWD*	Laboratory Control Sample - Water Duplicate
ASD	Analytical Spike (Post Digestion) Duplicate	*LFB*	Laboratory Fortified Blank
CCB	Continuing Calibration Blank	*LFM*	Laboratory Fortified Matrix
CCV	Continuing Calibration Verification standard	*LFMD*	Laboratory Fortified Matrix Duplicate
DUP	Sample Duplicate	*LRB*	Laboratory Reagent Blank
ICB	Initial Calibration Blank	*MS*	Matrix Spike
ICV	Initial Calibration Verification standard	*MSD*	Matrix Spike Duplicate
ICSAB	Inter-element Correction Standard - A plus B solutions	*PBS*	Prep Blank - Soil
LCSS	Laboratory Control Sample - Soil	*PBW*	Prep Blank - Water
LCSSD	Laboratory Control Sample - Soil Duplicate	*PQV*	Practical Quantitation Verification standard
LCSW	Laboratory Control Sample - Water	*SDL*	Serial Dilution

QC Sample Type Explanations

Blanks	Verifies that there is no or minimal contamination in the prep method or calibration procedure.
Control Samples	Verifies the accuracy of the method, including the prep procedure.
Duplicates	Verifies the precision of the instrument and/or method.
Spikes/Fortified Matrix	Determines sample matrix interferences, if any.
Standard	Verifies the validity of the calibration.

ACZ Qualifiers (Qual)

B	Analyte concentration detected at a value between MDL and PQL.
H	Analysis exceeded method hold time. pH is a field test with an immediate hold time.
U	The material was analyzed for, but was not detected above the level of the associated value. The associated value is either the sample quantitation limit or the sample detection limit.

Method References

(1) EPA 600/4-83-020. Methods for Chemical Analysis of Water and Wastes, March 1983.
(2) EPA 600/R-93-100. Methods for the Determination of Inorganic Substances in Environmental Samples, August 1993.
(3) EPA 600/R-94-111. Methods for the Determination of Metals in Environmental Samples - Supplement I, May 1994.
(5) EPA SW-846. Test Methods for Evaluating Solid Waste, Third Edition with Update III, December 1996.
(6) Standard Methods for the Examination of Water and Wastewater, 19th edition, 1995.

Comments

(1) QC results calculated from raw data. Results may vary slightly if the rounded values are used in the calculations.
(2) Soil, Sludge, and Plant matrices for Inorganic analyses are reported on a dry weight basis.
(3) Animal matrices for Inorganic analyses are reported on an "as received" basis.

FMI Gold & Copper - Sierrita
Project ID: OJ07R9

ACZ Project ID: ***L72200***

Arsenic (TCLP) M6010B ICP

ACZ ID	Type	Analyzed	PCN/SCN	QC	Sample	Found	Units	Rec	Lower	Upper	RPD	Limit	Qual
WG254017													
WG254017ICV	ICV	10/17/08 23:48	II080820-1	4		3.948	mg/L	98.7	90	110			
WG254017ICB	ICB	10/17/08 23:52				U	mg/L		-0.12	0.12			
WG253631PBS	PBS	10/18/08 0:06				U	mg/L		-0.12	0.12			
L72194-01DUP	DUP	10/18/08 0:13			U	U	mg/L				0	20	RA
L72200-01MS	MS	10/18/08 0:24	IITCLPSPIK	1	U	.953	mg/L	95.3	75	125			
L72200-01MSD	MSD	10/18/08 0:28	IITCLPSPIK	1	U	.927	mg/L	92.7	75	125	2.77	20	

Barium (TCLP) M6010B ICP

ACZ ID	Type	Analyzed	PCN/SCN	QC	Sample	Found	Units	Rec	Lower	Upper	RPD	Limit	Qual
WG254017													
WG254017ICV	ICV	10/17/08 23:48	II080820-1	2		1.989	mg/L	99.5	90	110			
WG254017ICB	ICB	10/17/08 23:52				U	mg/L		-0.009	0.009			
WG253631PBS	PBS	10/18/08 0:06				.0232	mg/L		-0.009	0.009			B5
L72194-01DUP	DUP	10/18/08 0:13			.16	.1369	mg/L				15.6	20	
L72200-01MS	MS	10/18/08 0:24	IITCLPSPIK	20.5	.385	20.1405	mg/L	96.4	75	125			
L72200-01MSD	MSD	10/18/08 0:28	IITCLPSPIK	20.5	.385	20.0254	mg/L	95.8	75	125	0.57	20	

Cadmium (TCLP) M6010B ICP

ACZ ID	Type	Analyzed	PCN/SCN	QC	Sample	Found	Units	Rec	Lower	Upper	RPD	Limit	Qual
WG254017													
WG254017ICV	ICV	10/17/08 23:48	II080820-1	2		1.8979	mg/L	94.9	90	110			
WG254017ICB	ICB	10/17/08 23:52				U	mg/L		-0.015	0.015			
WG253631PBS	PBS	10/18/08 0:06				U	mg/L		-0.015	0.015			
L72194-01DUP	DUP	10/18/08 0:13			U	U	mg/L				0	20	RA
L72200-01MS	MS	10/18/08 0:24	IITCLPSPIK	.5	U	.4682	mg/L	93.6	75	125			
L72200-01MSD	MSD	10/18/08 0:28	IITCLPSPIK	.5	U	.4662	mg/L	93.2	75	125	0.43	20	

Chromium (TCLP) M6010B ICP

ACZ ID	Type	Analyzed	PCN/SCN	QC	Sample	Found	Units	Rec	Lower	Upper	RPD	Limit	Qual
WG254017													
WG254017ICV	ICV	10/17/08 23:48	II080820-1	2		1.891	mg/L	94.6	90	110			
WG254017ICB	ICB	10/17/08 23:52				U	mg/L		-0.03	0.03			
WG253631PBS	PBS	10/18/08 0:06				U	mg/L		-0.03	0.03			
L72194-01DUP	DUP	10/18/08 0:13			U	U	mg/L				0	20	RA
L72200-01MS	MS	10/18/08 0:24	IITCLPSPIK	.5	U	.47	mg/L	94	75	125			
L72200-01MSD	MSD	10/18/08 0:28	IITCLPSPIK	.5	U	.463	mg/L	92.6	75	125	1.5	20	

Lead (TCLP) M6010B ICP

ACZ ID	Type	Analyzed	PCN/SCN	QC	Sample	Found	Units	Rec	Lower	Upper	RPD	Limit	Qual
WG254017													
WG254017ICV	ICV	10/17/08 23:48	II080820-1	4		3.815	mg/L	95.4	90	110			
WG254017ICB	ICB	10/17/08 23:52				U	mg/L		-0.12	0.12			
WG253631PBS	PBS	10/18/08 0:06				U	mg/L		-0.12	0.12			
L72194-01DUP	DUP	10/18/08 0:13			U	U	mg/L				0	20	RA
L72200-01MS	MS	10/18/08 0:24	IITCLPSPIK	1	U	.947	mg/L	94.7	75	125			
L72200-01MSD	MSD	10/18/08 0:28	IITCLPSPIK	1	U	.957	mg/L	95.7	75	125	1.05	20	

FMI Gold & Copper - Sierrita
Project ID: OJ07R9

ACZ Project ID: ***L72200***

Mercury (TCLP) M7470 CVAA

ACZ ID	Type	Analyzed	PCN/SCN	QC	Sample	Found	Units	Rec	Lower	Upper	RPD	Limit	Qual
WG254171													
WG254171ICV	ICV	10/21/08 13:24	II081015-2	.005		.00547	mg/L	109.4	90	110			
WG254171ICB	ICB	10/21/08 13:27				U	mg/L		-0.0006	0.0006			
WG254171PBW	PBW	10/21/08 13:29				U	mg/L		-0.00044	0.00044			
WG254171LCSW	LCSW	10/21/08 13:32	II081015-2	.005		.00525	mg/L	105	85	115			
WG253631PBS	PBS	10/21/08 13:34				U	mg/Kg		-0.0006	0.0006			
L72194-01DUP	DUP	10/21/08 13:39			U	U	mg/L				0	20	RA
L72200-01MS	MS	10/21/08 13:44	II080924-2	.002	U	.00201	mg/L	100.5	85	115			
L72200-01MSD	MSD	10/21/08 13:46	II080924-2	.002	U	.002	mg/L	100	85	115	0.5	20	

Selenium (TCLP) M6010B ICP

ACZ ID	Type	Analyzed	PCN/SCN	QC	Sample	Found	Units	Rec	Lower	Upper	RPD	Limit	Qual
WG254017													
WG254017ICV	ICV	10/17/08 23:48	II080820-1	4		3.961	mg/L	99	90	110			
WG254017ICB	ICB	10/17/08 23:52				U	mg/L		-0.12	0.12			
WG253631PBS	PBS	10/18/08 0:06				U	mg/L		-0.12	0.12			
L72194-01DUP	DUP	10/18/08 0:13			U	U	mg/L				0	20	RA
L72200-01MS	MS	10/18/08 0:24	IITCLPSPIK	1	U	1.012	mg/L	101.2	75	125			
L72200-01MSD	MSD	10/18/08 0:28	IITCLPSPIK	1	U	1.02	mg/L	102	75	125	0.79	20	

Silver (TCLP) M6010B ICP

ACZ ID	Type	Analyzed	PCN/SCN	QC	Sample	Found	Units	Rec	Lower	Upper	RPD	Limit	Qual
WG254017													
WG254017ICV	ICV	10/17/08 23:48	II080820-1	.999		.972	mg/L	97.3	90	110			
WG254017ICB	ICB	10/17/08 23:52				U	mg/L		-0.03	0.03			
WG253631PBS	PBS	10/18/08 0:06				U	mg/L		-0.03	0.03			
L72194-01DUP	DUP	10/18/08 0:13			U	U	mg/L				0	20	RA
L72200-01MS	MS	10/18/08 0:24	IITCLPSPIK	.5	U	.482	mg/L	96.4	75	125			
L72200-01MSD	MSD	10/18/08 0:28	IITCLPSPIK	.5	U	.482	mg/L	96.4	75	125	0	20	

ACZ Laboratories, Inc.
2773 Downhill Drive Steamboat Springs, CO 80487 (800) 334-5493

Inorganic Extended Qualifier Report

FMI Gold & Copper - Sierrita ACZ Project ID: ***L72200***

ACZ ID	WORKNUM	PARAMETER	METHOD	QUAL	DESCRIPTION
L72200-01	WG254017	Arsenic (TCLP)	M6010B ICP	RA	Relative Percent Difference (RPD) was not used for data validation because the sample concentration is too low for accurate evaluation (< 10x MDL).
		Barium (TCLP)	M6010B ICP	B5	Target analyte detected in prep / method blank at or above the method reporting limit, but below trigger level or MCL.
		Cadmium (TCLP)	M6010B ICP	RA	Relative Percent Difference (RPD) was not used for data validation because the sample concentration is too low for accurate evaluation (< 10x MDL).
		Chromium (TCLP)	M6010B ICP	RA	Relative Percent Difference (RPD) was not used for data validation because the sample concentration is too low for accurate evaluation (< 10x MDL).
		Lead (TCLP)	M6010B ICP	RA	Relative Percent Difference (RPD) was not used for data validation because the sample concentration is too low for accurate evaluation (< 10x MDL).
	WG254171	Mercury (TCLP)	M7470 CVAA	RA	Relative Percent Difference (RPD) was not used for data validation because the sample concentration is too low for accurate evaluation (< 10x MDL).
	WG254017	Selenium (TCLP)	M6010B ICP	RA	Relative Percent Difference (RPD) was not used for data validation because the sample concentration is too low for accurate evaluation (< 10x MDL).
		Silver (TCLP)	M6010B ICP	RA	Relative Percent Difference (RPD) was not used for data validation because the sample concentration is too low for accurate evaluation (< 10x MDL).

No certification qualifiers associated with this analysis

ACZ Laboratories, Inc.
2773 Downhill Drive Steamboat Springs, CO 80487 (800) 334-5493

Sample Receipt

FMI Gold & Copper - Sierrita
OJ07R9

ACZ Project ID:	L72200
Date Received:	10/2/2008
Received By:	
Date Printed:	10/3/2008

Receipt Verification

	YES	NO	NA
1) Does this project require special handling procedures such as CLP protocol?			X
2) Are the custody seals on the cooler intact?	X		
3) Are the custody seals on the sample containers intact?			X
4) Is there a Chain of Custody or other directive shipping papers present?	X		
5) Is the Chain of Custody complete?	X		
6) Is the Chain of Custody in agreement with the samples received?	X		
7) Is there enough sample for all requested analyses?	X		
8) Are all samples within holding times for requested analyses?	X		
9) Were all sample containers received intact?	X		
10) Are the temperature blanks present?			X
11) Is the trip blank for Cyanide present?			X
12) Is the trip blank for VOA present?			X
13) Are samples requiring no headspace, headspace free?			X
14) Do the samples that require a Foreign Soils Permit have one?			X

Exceptions: If you answered no to any of the above questions, please describe

N/A

Contact (For any discrepancies, the client must be contacted)

N/A

Shipping Containers

Cooler Id	Temp (°C)	Rad (µR/hr)
2269	4.5	16

Client must contact ACZ Project Manager if analysis should not proceed for samples received outside of thermal preservation acceptance criteria.

Notes

ACZ Laboratories, Inc.
2773 Downhill Drive Steamboat Springs, CO 80487 (800) 334-5493

Sample Receipt

FMI Gold & Copper - Sierrita
OJ07R9

ACZ Project ID: L72200
Date Received: 10/2/2008
Received By:

Sample Container Preservation

SAMPLE	CLIENT ID	R < 2	G < 2	BK < 2	Y< 2	YG< 2	B< 2	O < 2	T >12	N/A	RAD	ID
L72200-01	ROLL OFF BINS 885-91									X		

Sample Container Preservation Legend

Abbreviation	Description	Container Type	Preservative/Limits
R	Raw/Nitric	RED	pH must be < 2
B	Filtered/Sulfuric	BLUE	pH must be < 2
BK	Filtered/Nitric	BLACK	pH must be < 2
G	Filtered/Nitric	GREEN	pH must be < 2
O	Raw/Sulfuric	ORANGE	pH must be < 2
P	Raw/NaOH	PURPLE	pH must be > 12 *
T	Raw/NaOH Zinc Acetate	TAN	pH must be > 12
Y	Raw/Sulfuric	YELLOW	pH must be < 2
YG	Raw/Sulfuric	YELLOW GLASS	pH must be < 2
N/A	No preservative needed	Not applicable	
RAD	Gamma/Beta dose rate	Not applicable	must be < 250 µR/hr

* pH check performed by analyst prior to sample preparation

Sample IDs Reviewed By: _____

ACZ Laboratories, Inc. L72200

2773 Downhill Drive Steamboat Springs, CO 80487 (800) 334-5493

CHAIN of CUSTODY

Report to:

Name: Ned Hall
Company: FMI-Sierrita
E-mail: Ned_Hall@FMI.com
Address: 6200 W. Duval Mine Rd
Green Valley AZ 85614
Telephone: 520-648-8857

Copy of Report to:

Name: Rick Smith & Richard Vaughan
Company: URS Corp
E-mail: Rick_Smith@URSCorp.com
Telephone: Richard_Vaughan@URSCorp.com

Invoice to:

Name: Ned Hall
Company: FMI-Sierrita
E-mail: Ned_Hall@FMI.com
Address: 6200 W. Duval Mine Rd
Green Valley AZ PO Box 527
Telephone: 520-648-8857

If sample(s) received past holding time (HT), or if insufficient HT remains to complete analysis before expiration, shall ACZ proceed with requested short HT analyses? YES ☐ NO ☐
If "NO" then ACZ will contact client for further instruction. If neither "YES" nor "NO" is indicated, ACZ will proceed with the requested analyses, even if HT is expired, and data will be qualified.

PROJECT INFORMATION

Quote #:
Project/PO #: OJ07R9
Reporting state for compliance testing:
Sampler's Name: Rick Smith
Are any samples NRC licensable material?

ANALYSES REQUESTED *(attach list or use quote number)*

SAMPLE IDENTIFICATION	DATE:TIME	Matrix	# of Containers	TCLP RCRA8 Metals							
Roll off Bins 8859-9/10A	9/30/08 1400	SO	1	X							

Matrix: SW (Surface Water) · GW (Ground Water) · WW (Waste Water) · DW (Drinking Water) · SL (Sludge) · SO (Soil) · OL (Oil) · Other

REMARKS/ SAMPLE DISCLOSURES

Fed EX # 7900 9870 6200
7980 2577 2125

PAGE 1 of 1

Please refer to ACZ's terms & conditions located on the reverse side of this COC.

RELINQUISHED BY:	DATE:TIME	RECEIVED BY:	DATE:TIME
[signature]	9/30/08 1600	MJS	10-2-08 9:40

FRMAD050.03.05.02 White - Return with sample. Yellow - Retain for your records.

FREEPORT-MCMORAN COPPER & GOLD

Phelps Dodge is a Freeport-McMoRan Company

Order No. OJ07R9

Issued on Fri, 11 Jul, 2008
Created on Fri, 11 Jul, 2008 by ariba system

Contractor:
ACZ LABORATORIES INC | 01250A | STEAMBOAT SPRINGS
2773 DOWNHILL DR
STEAMBOAT SPRINGS, CO 80487
United States
Phone: 1970-879-6590
Fax: 1970-879-2216

Company: FREEPORT-MCMORAN SIERRITA INC

Services to be performed at:
FREEPORT-MCMORAN SIERRITA INC
04 MILL WAREHOUSE 6200 W DUVAL MINE RD
Green Valley, AZ 85614
United States

Company Contact:
Edward L Hall Tel: (505) 537-4237

Invoices to be shipped to:
FREEPORT-MCMORAN SIERRITA INC
Accounts Payable PO Box 2671
Phoenix, AZ 85002
United States

Work Order/Project #:
Unique Name: PR1690000
Cost Center:
Department Name: Alloc Environmental
Expense Element:
Account Name: Outside Svcs - Assay

Contract Administrator: ROBERT LOYD
Phone:
Fax:
Email: robert_loyd@fmi.com

Item	Description	Extended Amount
1	**Envrionmental soil testing at ACZ (contract ...**	$87,000.00USD
	Envrionmental soil testing at ACZ (contract laboratory) for Sierrita Voluntary Remediation Program	

Phelps Dodge Stock Code:
Delivery Method: UPS
Requester: EDWARD L HALL
Freight Coding: Destination, Freight Collect
Phelps Dodge Stock Code:
ID: 010402
Form:
PR No.: PR438560
Contract: MS0214
Payment Terms: Net amount in 33 days, no discount
Tax Rate: 0.0000000000%
Tax Amount: $0.00USD

Total	$87,000.00USD

ACZ Laboratories, Inc.
2773 Downhill Drive Steamboat Springs, CO 80487 (800) 334-5493

Analytical Report

November 06, 2008

Report to:
Ned Hall
FMI Gold & Copper - Sierrita
P.O. Box 527 6200 W. Duval Mine Rd.
Green Valley, AZ 85622-0527

Bill to:
Accounts Payable
FMI Gold & Copper - Sierrita
P.O. Box 2671
Phoenix, AZ 85002-2671

cc: Rick Smith, Steve Vaughn

Project ID: OJ07R9
ACZ Project ID: L72397

Ned Hall:

Enclosed are the analytical results for sample(s) submitted to ACZ Laboratories, Inc. (ACZ) on October 10, 2008. This project has been assigned to ACZ's project number, L72397. Please reference this number in all future inquiries.

All analyses were performed according to ACZ's Quality Assurance Plan, version 12.0. The enclosed results relate only to the samples received under L72397. Each section of this report has been reviewed and approved by the appropriate Laboratory Supervisor, or a qualified substitute.

Except as noted, the test results for the methods and parameters listed on ACZ's current NELAC certificate letter (#ACZ) meet all requirements of NELAC.

This report shall be used or copied only in its entirety. ACZ is not responsible for the consequences arising from the use of a partial report.

All samples and sub-samples associated with this project will be disposed of after December 06, 2008. If the samples are determined to be hazardous, additional charges apply for disposal (typically less than $10/sample). If you would like the samples to be held longer than ACZ's stated policy or to be returned, please contact your Project Manager or Customer Service Representative for further details and associated costs. ACZ retains analytical reports for five years.

If you have any questions or other needs, please contact your Project Manager.

S. Habermehl

Scott Habermehl has reviewed
and approved this report.

FMI Gold Copper - Sierrita

November 06, 2008

Project ID: OJ07R9
ACZ Project ID: L72397

Sample Receipt

ACZ Laboratories, Inc. (ACZ) received 18 soil samples from FMI Gold & Copper - Sierrita on October 10, 2008. The samples were received in good condition. Upon receipt, the sample custodian removed the samples from the cooler, inspected the contents, and logged the samples into ACZ's computerized Laboratory Information Management System (LIMS). The samples were assigned ACZ LIMS project number L72397. The custodian verified the sample information entered into the computer against the chain of custody (COC) forms and sample bottle labels.

Holding Times

All analyses were performed within EPA recommended holding times.

Sample Analysis

These samples were analyzed for inorganic parameters. The individual methods are referenced on both, the ACZ invoice and the analytical reports. The extended qualifier reports may contain footnotes qualifying specific elements due to QC failures. In addition the following has been noted with this specific project:

1. Some of the Lead data has been qualified with the N1 flag on the extended qual report. The chemist noted that the associated ICSA QC sample failed at 0.00105 mg/L (TV 0.00100). Samples are greater than 10x the ICSA level, no significant imapct would be expected.

ACZ Laboratories, Inc.
2773 Downhill Drive Steamboat Springs, CO 80487 (800) 334-5493

Inorganic Analytical Results

FMI Gold & Copper - Sierrita
Project ID: OJ07R9
Sample ID: ST-SB03 200-210

ACZ Sample ID: ***L72397-01***
Date Sampled: *10/03/08 12:52*
Date Received: *10/10/08*
Sample Matrix: *Soil*

Metals Analysis

Parameter	EPA Method	Result	Qual	XQ	Units	MDL	PQL	Date	Analyst
Antimony, total (3050)	M6020 ICP-MS	0.2	B	*	mg/Kg	0.2	1	10/30/08 4:22	erf
Arsenic, total (3050)	M6020 ICP-MS	3.1			mg/Kg	0.3	1	11/01/08 22:14	rac
Barium, total (3050)	M6010B ICP	72.2			mg/Kg	0.3	2	10/29/08 10:52	aeh
Beryllium, total (3050)	M6010B ICP	0.7	B		mg/Kg	0.2	1	10/29/08 10:52	aeh
Cadmium, total (3050)	M6010B ICP		U		mg/Kg	0.5	2	10/29/08 10:52	aeh
Chromium, total (3050)	M6010B ICP	7		*	mg/Kg	1	5	10/29/08 10:52	aeh
Cobalt, total (3050)	M6010B ICP	5	B	*	mg/Kg	1	5	10/29/08 10:52	aeh
Copper, total (3050)	M6010B ICP	306		*	mg/Kg	1	5	10/29/08 10:52	aeh
Lead, total (3050)	M6020 ICP-MS	23.20		*	mg/Kg	0.05	0.3	10/30/08 4:22	erf
Manganese, total (3050)	M6010B ICP	217		*	mg/Kg	0.5	3	10/29/08 10:52	aeh
Mercury, total	M7471A CVAA		U		mg/Kg	0.04	0.2	10/29/08 9:53	pmc
Molybdenum, total (3050)	M6010B ICP	12		*	mg/Kg	1	5	10/29/08 10:52	aeh
Nickel, total (3050)	M6010B ICP	4	B	*	mg/Kg	1	5	10/29/08 10:52	aeh
Selenium, total (3050)	M6020 ICP-MS	0.16	B		mg/Kg	0.05	0.3	11/01/08 22:14	rac
Thallium, total (3050)	M6020 ICP-MS	0.27	B		mg/Kg	0.05	0.3	11/01/08 22:14	rac
Uranium, total (3050)	M6020 ICP-MS	1.83		*	mg/Kg	0.05	0.3	10/30/08 4:22	erf
Zinc, total (3050)	M6010B ICP	46		*	mg/Kg	1	5	10/29/08 10:52	aeh

Soil Analysis

Parameter	EPA Method	Result	Qual	XQ	Units	MDL	PQL	Date	Analyst
Solids, Percent	CLPSOW390, PART F, D-98	92.9		*	%	0.1	0.5	10/16/08 18:26	mjc

Soil Preparation

Parameter	EPA Method	Result	Qual	XQ	Units	MDL	PQL	Date	Analyst
Air Dry at 34 Degrees C	USDA No. 1, 1972			*				10/16/08 12:30	mjc
Digestion - Hot Plate	M3050B ICP-MS							10/27/08 10:00	bjl
Sieve-2000 um (2.0mm)	ASA No.9, 15-4.2.2			*				10/24/08 12:15	mjc

Arizona license number: AZ0102

** Please refer to Qualifier Reports for details.*

ACZ Laboratories, Inc.
2773 Downhill Drive Steamboat Springs, CO 80487 (800) 334-5493

Inorganic Analytical Results

FMI Gold & Copper - Sierrita
Project ID: OJ07R9
Sample ID: ST-SB04 0-20

ACZ Sample ID: ***L72397-02***
Date Sampled: *10/05/08 12:07*
Date Received: *10/10/08*
Sample Matrix: *Soil*

Metals Analysis

Parameter	EPA Method	Result	Qual	XQ	Units	MDL	PQL	Date	Analyst
Antimony, total (3050)	M6020 ICP-MS	2.4		*	mg/Kg	0.2	1	10/30/08 4:28	erf
Arsenic, total (3050)	M6020 ICP-MS	3.2			mg/Kg	0.3	1	11/01/08 22:20	rac
Barium, total (3050)	M6010B ICP	69.3			mg/Kg	0.3	2	10/29/08 11:12	aeh
Beryllium, total (3050)	M6010B ICP	0.4	B		mg/Kg	0.2	1	10/29/08 11:12	aeh
Cadmium, total (3050)	M6010B ICP		U		mg/Kg	0.5	2	10/29/08 11:12	aeh
Chromium, total (3050)	M6010B ICP	5	B	*	mg/Kg	1	5	10/29/08 11:12	aeh
Cobalt, total (3050)	M6010B ICP	6		*	mg/Kg	1	5	10/29/08 11:12	aeh
Copper, total (3050)	M6010B ICP	311		*	mg/Kg	1	5	10/29/08 11:12	aeh
Lead, total (3050)	M6020 ICP-MS	3.53			mg/Kg	0.05	0.3	11/01/08 22:20	rac
Manganese, total (3050)	M6010B ICP	240		*	mg/Kg	0.5	3	10/29/08 11:12	aeh
Mercury, total	M7471A CVAA	0.06	B		mg/Kg	0.04	0.2	10/29/08 10:01	pmc
Molybdenum, total (3050)	M6010B ICP	34		*	mg/Kg	1	5	10/29/08 11:12	aeh
Nickel, total (3050)	M6010B ICP	3	B	*	mg/Kg	1	5	10/29/08 11:12	aeh
Selenium, total (3050)	M6020 ICP-MS	0.59			mg/Kg	0.05	0.3	11/01/08 22:20	rac
Thallium, total (3050)	M6020 ICP-MS	0.20	B		mg/Kg	0.05	0.3	11/01/08 22:20	rac
Uranium, total (3050)	M6020 ICP-MS	5.39		*	mg/Kg	0.05	0.3	10/30/08 4:28	erf
Zinc, total (3050)	M6010B ICP	33		*	mg/Kg	1	5	10/29/08 11:12	aeh

Soil Analysis

Parameter	EPA Method	Result	Qual	XQ	Units	MDL	PQL	Date	Analyst
Solids, Percent	CLPSOW390, PART F, D-98	85.0		*	%	0.1	0.5	10/16/08 23:22	mjc

Soil Preparation

Parameter	EPA Method	Result	Qual	XQ	Units	MDL	PQL	Date	Analyst
Air Dry at 34 Degrees C	USDA No. 1, 1972			*				10/16/08 12:35	mjc
Digestion - Hot Plate	M3050B ICP-MS							10/27/08 10:45	bjl
Sieve-2000 um (2.0mm)	ASA No.9, 15-4.2.2			*				10/24/08 12:20	mjc

Arizona license number: AZ0102

** Please refer to Qualifier Reports for details.*

ACZ Laboratories, Inc.
2773 Downhill Drive Steamboat Springs, CO 80487 (800) 334-5493

Inorganic Analytical Results

FMI Gold & Copper - Sierrita
Project ID: OJ07R9
Sample ID: ST-SB04 20-40

ACZ Sample ID: ***L72397-03***
Date Sampled: *10/05/08 12:27*
Date Received: *10/10/08*
Sample Matrix: *Soil*

Metals Analysis

Parameter	EPA Method	Result	Qual	XQ	Units	MDL	PQL	Date	Analyst
Antimony, total (3050)	M6020 ICP-MS		U	*	mg/Kg	0.2	1	10/30/08 4:58	erf
Arsenic, total (3050)	M6020 ICP-MS	1.3			mg/Kg	0.3	1	11/01/08 22:48	rac
Barium, total (3050)	M6010B ICP	90.2			mg/Kg	0.3	2	10/29/08 11:15	aeh
Beryllium, total (3050)	M6010B ICP	0.3	B		mg/Kg	0.2	1	10/29/08 11:15	aeh
Cadmium, total (3050)	M6010B ICP		U		mg/Kg	0.5	2	10/29/08 11:15	aeh
Chromium, total (3050)	M6010B ICP	6		*	mg/Kg	1	5	10/29/08 11:15	aeh
Cobalt, total (3050)	M6010B ICP	6		*	mg/Kg	1	5	10/29/08 11:15	aeh
Copper, total (3050)	M6010B ICP	392		*	mg/Kg	1	5	10/29/08 11:15	aeh
Lead, total (3050)	M6020 ICP-MS	2.91			mg/Kg	0.05	0.3	11/01/08 22:48	rac
Manganese, total (3050)	M6010B ICP	192		*	mg/Kg	0.5	3	10/29/08 11:15	aeh
Mercury, total	M7471A CVAA		U		mg/Kg	0.04	0.2	10/29/08 10:03	pmc
Molybdenum, total (3050)	M6010B ICP	82		*	mg/Kg	1	5	10/29/08 11:15	aeh
Nickel, total (3050)	M6010B ICP	3	B	*	mg/Kg	1	5	10/29/08 11:15	aeh
Selenium, total (3050)	M6020 ICP-MS	0.60			mg/Kg	0.05	0.3	11/01/08 22:48	rac
Thallium, total (3050)	M6020 ICP-MS	0.19	B		mg/Kg	0.05	0.3	11/01/08 22:48	rac
Uranium, total (3050)	M6020 ICP-MS	4.12		*	mg/Kg	0.05	0.3	10/30/08 4:58	erf
Zinc, total (3050)	M6010B ICP	32		*	mg/Kg	1	5	10/29/08 11:15	aeh

Soil Analysis

Parameter	EPA Method	Result	Qual	XQ	Units	MDL	PQL	Date	Analyst
Solids, Percent	CLPSOW390, PART F, D-98	85.7		*	%	0.1	0.5	10/17/08 4:18	mjc

Soil Preparation

Parameter	EPA Method	Result	Qual	XQ	Units	MDL	PQL	Date	Analyst
Air Dry at 34 Degrees C	USDA No. 1, 1972			*				10/16/08 12:40	mjc
Digestion - Hot Plate	M3050B ICP-MS							10/27/08 11:30	bjl
Sieve-2000 um (2.0mm)	ASA No.9, 15-4.2.2			*				10/24/08 12:25	mjc

Arizona license number: AZ0102

** Please refer to Qualifier Reports for details.*

ACZ Laboratories, Inc.
2773 Downhill Drive Steamboat Springs, CO 80487 (800) 334-5493

Inorganic Analytical Results

FMI Gold & Copper - Sierrita
Project ID: OJ07R9
Sample ID: ST-SB04 40-60

ACZ Sample ID: ***L72397-04***
Date Sampled: *10/05/08 12:57*
Date Received: *10/10/08*
Sample Matrix: *Soil*

Metals Analysis

Parameter	EPA Method	Result	Qual	XQ	Units	MDL	PQL	Date	Analyst
Antimony, total (3050)	M6020 ICP-MS		U	*	mg/Kg	0.2	1	10/30/08 5:04	erf
Arsenic, total (3050)	M6020 ICP-MS	2.1			mg/Kg	0.3	1	11/01/08 22:54	rac
Barium, total (3050)	M6010B ICP	67.2			mg/Kg	0.3	2	10/29/08 11:19	aeh
Beryllium, total (3050)	M6010B ICP	0.4	B		mg/Kg	0.2	1	10/29/08 11:19	aeh
Cadmium, total (3050)	M6010B ICP		U		mg/Kg	0.5	2	10/29/08 11:19	aeh
Chromium, total (3050)	M6010B ICP	6		*	mg/Kg	1	5	10/29/08 11:19	aeh
Cobalt, total (3050)	M6010B ICP	7		*	mg/Kg	1	5	10/29/08 11:19	aeh
Copper, total (3050)	M6010B ICP	376		*	mg/Kg	1	5	10/29/08 11:19	aeh
Lead, total (3050)	M6020 ICP-MS	4.14			mg/Kg	0.05	0.3	11/01/08 22:54	rac
Manganese, total (3050)	M6010B ICP	223		*	mg/Kg	0.5	3	10/29/08 11:19	aeh
Mercury, total	M7471A CVAA	0.05	B		mg/Kg	0.04	0.2	10/29/08 10:05	pmc
Molybdenum, total (3050)	M6010B ICP	34		*	mg/Kg	1	5	10/29/08 11:19	aeh
Nickel, total (3050)	M6010B ICP	3	B	*	mg/Kg	1	5	10/29/08 11:19	aeh
Selenium, total (3050)	M6020 ICP-MS	1.31			mg/Kg	0.05	0.3	11/01/08 22:54	rac
Thallium, total (3050)	M6020 ICP-MS	0.18	B		mg/Kg	0.05	0.3	11/01/08 22:54	rac
Uranium, total (3050)	M6020 ICP-MS	6.00		*	mg/Kg	0.05	0.3	10/30/08 5:04	erf
Zinc, total (3050)	M6010B ICP	32		*	mg/Kg	1	5	10/29/08 11:19	aeh

Soil Analysis

Parameter	EPA Method	Result	Qual	XQ	Units	MDL	PQL	Date	Analyst
Solids, Percent	CLPSOW390, PART F, D-98	85.1		*	%	0.1	0.5	10/17/08 9:14	mjc

Soil Preparation

Parameter	EPA Method	Result	Qual	XQ	Units	MDL	PQL	Date	Analyst
Air Dry at 34 Degrees C	USDA No. 1, 1972			*				10/16/08 12:45	mjc
Digestion - Hot Plate	M3050B ICP-MS							10/27/08 11:45	bjl
Sieve-2000 um (2.0mm)	ASA No.9, 15-4.2.2			*				10/24/08 12:30	mjc

Arizona license number: AZ0102

** Please refer to Qualifier Reports for details.*

ACZ Laboratories, Inc.
2773 Downhill Drive Steamboat Springs, CO 80487 (800) 334-5493

Inorganic Analytical Results

FMI Gold & Copper - Sierrita
Project ID: OJ07R9
Sample ID: ST-SB04 60-80

ACZ Sample ID: ***L72397-05***
Date Sampled: *10/05/08 13:17*
Date Received: *10/10/08*
Sample Matrix: *Soil*

Metals Analysis

Parameter	EPA Method	Result	Qual	XQ	Units	MDL	PQL	Date	Analyst
Antimony, total (3050)	M6020 ICP-MS	0.3	B	*	mg/Kg	0.2	1	10/30/08 5:10	erf
Arsenic, total (3050)	M6020 ICP-MS	3.5			mg/Kg	0.3	1	11/01/08 22:59	rac
Barium, total (3050)	M6010B ICP	70.7			mg/Kg	0.3	2	10/29/08 11:22	aeh
Beryllium, total (3050)	M6010B ICP	0.4	B		mg/Kg	0.2	1	10/29/08 11:22	aeh
Cadmium, total (3050)	M6010B ICP		U		mg/Kg	0.5	2	10/29/08 11:22	aeh
Chromium, total (3050)	M6010B ICP	6		*	mg/Kg	1	5	10/29/08 11:22	aeh
Cobalt, total (3050)	M6010B ICP	7		*	mg/Kg	1	5	10/29/08 11:22	aeh
Copper, total (3050)	M6010B ICP	437		*	mg/Kg	1	5	10/29/08 11:22	aeh
Lead, total (3050)	M6020 ICP-MS	5.33		*	mg/Kg	0.05	0.3	10/30/08 5:10	erf
Manganese, total (3050)	M6010B ICP	258		*	mg/Kg	0.5	3	10/29/08 11:22	aeh
Mercury, total	M7471A CVAA	0.05	B		mg/Kg	0.04	0.2	10/29/08 10:08	pmc
Molybdenum, total (3050)	M6010B ICP	47		*	mg/Kg	1	5	10/29/08 11:22	aeh
Nickel, total (3050)	M6010B ICP	3	B	*	mg/Kg	1	5	10/29/08 11:22	aeh
Selenium, total (3050)	M6020 ICP-MS	0.86			mg/Kg	0.05	0.3	11/01/08 22:59	rac
Thallium, total (3050)	M6020 ICP-MS	0.21	B		mg/Kg	0.05	0.3	11/01/08 22:59	rac
Uranium, total (3050)	M6020 ICP-MS	5.13		*	mg/Kg	0.05	0.3	10/30/08 5:10	erf
Zinc, total (3050)	M6010B ICP	39		*	mg/Kg	1	5	10/29/08 11:22	aeh

Soil Analysis

Parameter	EPA Method	Result	Qual	XQ	Units	MDL	PQL	Date	Analyst
Solids, Percent	CLPSOW390, PART F, D-98	86.4		*	%	0.1	0.5	10/17/08 14:10	mjc

Soil Preparation

Parameter	EPA Method	Result	Qual	XQ	Units	MDL	PQL	Date	Analyst
Air Dry at 34 Degrees C	USDA No. 1, 1972			*				10/16/08 12:51	mjc
Digestion - Hot Plate	M3050B ICP-MS							10/27/08 12:00	bjl
Sieve-2000 um (2.0mm)	ASA No.9, 15-4.2.2			*				10/24/08 12:36	mjc

Arizona license number: AZ0102

** Please refer to Qualifier Reports for details.*

ACZ Laboratories, Inc.
2773 Downhill Drive Steamboat Springs, CO 80487 (800) 334-5493

Inorganic Analytical Results

FMI Gold & Copper - Sierrita
Project ID: OJ07R9
Sample ID: ST-SB04 80-100

ACZ Sample ID: ***L72397-06***
Date Sampled: *10/05/08 13:37*
Date Received: *10/10/08*
Sample Matrix: *Soil*

Metals Analysis

Parameter	EPA Method	Result	Qual	XQ	Units	MDL	PQL	Date	Analyst
Antimony, total (3050)	M6020 ICP-MS		U	*	mg/Kg	0.2	1	10/30/08 5:16	erf
Arsenic, total (3050)	M6020 ICP-MS	4.4			mg/Kg	0.3	1	11/01/08 23:05	rac
Barium, total (3050)	M6010B ICP	88.8			mg/Kg	0.3	2	10/29/08 11:25	aeh
Beryllium, total (3050)	M6010B ICP	0.7	B		mg/Kg	0.2	1	10/29/08 11:25	aeh
Cadmium, total (3050)	M6010B ICP		U		mg/Kg	0.5	2	10/29/08 11:25	aeh
Chromium, total (3050)	M6010B ICP	12		*	mg/Kg	1	5	10/29/08 11:25	aeh
Cobalt, total (3050)	M6010B ICP	9		*	mg/Kg	1	5	10/29/08 11:25	aeh
Copper, total (3050)	M6010B ICP	368		*	mg/Kg	1	5	10/29/08 11:25	aeh
Lead, total (3050)	M6020 ICP-MS	12.70		*	mg/Kg	0.05	0.3	10/30/08 5:16	erf
Manganese, total (3050)	M6010B ICP	463		*	mg/Kg	0.5	3	10/29/08 11:25	aeh
Mercury, total	M7471A CVAA		U		mg/Kg	0.04	0.2	10/29/08 10:15	pmc
Molybdenum, total (3050)	M6010B ICP	120		*	mg/Kg	1	5	10/29/08 11:25	aeh
Nickel, total (3050)	M6010B ICP	6		*	mg/Kg	1	5	10/29/08 11:25	aeh
Selenium, total (3050)	M6020 ICP-MS	1.20			mg/Kg	0.05	0.3	11/01/08 23:05	rac
Thallium, total (3050)	M6020 ICP-MS	0.21	B		mg/Kg	0.05	0.3	11/01/08 23:05	rac
Uranium, total (3050)	M6020 ICP-MS	5.37		*	mg/Kg	0.05	0.3	10/30/08 5:16	erf
Zinc, total (3050)	M6010B ICP	85		*	mg/Kg	1	5	10/29/08 11:25	aeh

Soil Analysis

Parameter	EPA Method	Result	Qual	XQ	Units	MDL	PQL	Date	Analyst
Solids, Percent	CLPSOW390, PART F, D-98	83.8		*	%	0.1	0.5	10/17/08 19:06	mjc

Soil Preparation

Parameter	EPA Method	Result	Qual	XQ	Units	MDL	PQL	Date	Analyst
Air Dry at 34 Degrees C	USDA No. 1, 1972			*				10/16/08 12:56	mjc
Digestion - Hot Plate	M3050B ICP-MS							10/27/08 12:15	bjl
Sieve-2000 um (2.0mm)	ASA No.9, 15-4.2.2			*				10/24/08 12:41	mjc

Arizona license number: AZ0102

** Please refer to Qualifier Reports for details.*

ACZ Laboratories, Inc.
2773 Downhill Drive Steamboat Springs, CO 80487 (800) 334-5493

Inorganic Analytical Results

FMI Gold & Copper - Sierrita
Project ID: OJ07R9
Sample ID: ST-SB04 100-120

ACZ Sample ID: ***L72397-07***
Date Sampled: *10/06/08 08:37*
Date Received: *10/10/08*
Sample Matrix: *Soil*

Metals Analysis

Parameter	EPA Method	Result	Qual	XQ	Units	MDL	PQL	Date	Analyst
Antimony, total (3050)	M6020 ICP-MS	0.2	B	*	mg/Kg	0.2	1	10/30/08 5:22	erf
Arsenic, total (3050)	M6020 ICP-MS	4.2			mg/Kg	0.3	1	11/01/08 23:11	rac
Barium, total (3050)	M6010B ICP	78.8			mg/Kg	0.3	2	10/29/08 11:29	aeh
Beryllium, total (3050)	M6010B ICP	0.8	B		mg/Kg	0.2	1	10/29/08 11:29	aeh
Cadmium, total (3050)	M6010B ICP		U		mg/Kg	0.5	2	10/29/08 11:29	aeh
Chromium, total (3050)	M6010B ICP	9		*	mg/Kg	1	5	10/29/08 11:29	aeh
Cobalt, total (3050)	M6010B ICP	8		*	mg/Kg	1	5	10/29/08 11:29	aeh
Copper, total (3050)	M6010B ICP	654		*	mg/Kg	1	5	10/29/08 11:29	aeh
Lead, total (3050)	M6020 ICP-MS	11.70		*	mg/Kg	0.05	0.3	10/30/08 5:22	erf
Manganese, total (3050)	M6010B ICP	508		*	mg/Kg	0.5	3	10/29/08 11:29	aeh
Mercury, total	M7471A CVAA	0.06	B		mg/Kg	0.05	0.2	10/29/08 10:17	pmc
Molybdenum, total (3050)	M6010B ICP	104		*	mg/Kg	1	5	10/29/08 11:29	aeh
Nickel, total (3050)	M6010B ICP	4	B	*	mg/Kg	1	5	10/29/08 11:29	aeh
Selenium, total (3050)	M6020 ICP-MS	1.29			mg/Kg	0.05	0.3	11/01/08 23:11	rac
Thallium, total (3050)	M6020 ICP-MS	0.20	B		mg/Kg	0.05	0.3	11/01/08 23:11	rac
Uranium, total (3050)	M6020 ICP-MS	5.95		*	mg/Kg	0.05	0.3	10/30/08 5:22	erf
Zinc, total (3050)	M6010B ICP	119		*	mg/Kg	1	5	10/29/08 11:29	aeh

Soil Analysis

Parameter	EPA Method	Result	Qual	XQ	Units	MDL	PQL	Date	Analyst
Solids, Percent	CLPSOW390, PART F, D-98	83.6		*	%	0.1	0.5	10/18/08 0:02	mjc

Soil Preparation

Parameter	EPA Method	Result	Qual	XQ	Units	MDL	PQL	Date	Analyst
Air Dry at 34 Degrees C	USDA No. 1, 1972			*				10/16/08 13:01	mjc
Digestion - Hot Plate	M3050B ICP-MS							10/27/08 12:30	bjl
Sieve-2000 um (2.0mm)	ASA No.9, 15-4.2.2			*				10/24/08 12:46	mjc

Arizona license number: AZ0102

** Please refer to Qualifier Reports for details.*

ACZ Laboratories, Inc.
2773 Downhill Drive Steamboat Springs, CO 80487 (800) 334-5493

Inorganic Analytical Results

FMI Gold & Copper - Sierrita
Project ID: OJ07R9
Sample ID: ST-SB04 120-140

ACZ Sample ID: ***L72397-08***
Date Sampled: *10/06/08 09:22*
Date Received: *10/10/08*
Sample Matrix: *Soil*

Metals Analysis

Parameter	EPA Method	Result	Qual	XQ	Units	MDL	PQL	Date	Analyst
Antimony, total (3050)	M6020 ICP-MS		U	*	mg/Kg	0.2	1	10/30/08 5:29	erf
Arsenic, total (3050)	M6020 ICP-MS	2.0			mg/Kg	0.3	1	11/01/08 23:17	rac
Barium, total (3050)	M6010B ICP	63.6			mg/Kg	0.3	2	10/29/08 11:32	aeh
Beryllium, total (3050)	M6010B ICP	0.5	B		mg/Kg	0.2	1	10/29/08 11:32	aeh
Cadmium, total (3050)	M6010B ICP		U		mg/Kg	0.5	2	10/29/08 11:32	aeh
Chromium, total (3050)	M6010B ICP	5		*	mg/Kg	1	5	10/29/08 11:32	aeh
Cobalt, total (3050)	M6010B ICP	4	B	*	mg/Kg	1	5	10/29/08 11:32	aeh
Copper, total (3050)	M6010B ICP	156		*	mg/Kg	1	5	10/29/08 11:32	aeh
Lead, total (3050)	M6020 ICP-MS	6.24		*	mg/Kg	0.05	0.3	10/30/08 5:29	erf
Manganese, total (3050)	M6010B ICP	208		*	mg/Kg	0.5	3	10/29/08 11:32	aeh
Mercury, total	M7471A CVAA		U		mg/Kg	0.04	0.2	10/29/08 10:19	pmc
Molybdenum, total (3050)	M6010B ICP	9		*	mg/Kg	1	5	10/29/08 11:32	aeh
Nickel, total (3050)	M6010B ICP	4	B	*	mg/Kg	1	5	10/29/08 11:32	aeh
Selenium, total (3050)	M6020 ICP-MS	0.10	B		mg/Kg	0.05	0.3	11/01/08 23:17	rac
Thallium, total (3050)	M6020 ICP-MS	0.11	B		mg/Kg	0.05	0.3	11/01/08 23:17	rac
Uranium, total (3050)	M6020 ICP-MS	1.30		*	mg/Kg	0.05	0.3	10/30/08 5:29	erf
Zinc, total (3050)	M6010B ICP	26		*	mg/Kg	1	5	10/29/08 11:32	aeh

Soil Analysis

Parameter	EPA Method	Result	Qual	XQ	Units	MDL	PQL	Date	Analyst
Solids, Percent	CLPSOW390, PART F, D-98	91.5		*	%	0.1	0.5	10/18/08 4:58	mjc

Soil Preparation

Parameter	EPA Method	Result	Qual	XQ	Units	MDL	PQL	Date	Analyst
Air Dry at 34 Degrees C	USDA No. 1, 1972			*				10/16/08 13:07	mjc
Digestion - Hot Plate	M3050B ICP-MS							10/27/08 12:45	bjl
Sieve-2000 um (2.0mm)	ASA No.9, 15-4.2.2			*				10/24/08 12:52	mjc

Arizona license number: AZ0102

** Please refer to Qualifier Reports for details.*

ACZ Laboratories, Inc.
2773 Downhill Drive Steamboat Springs, CO 80487 (800) 334-5493

Inorganic Analytical Results

FMI Gold & Copper - Sierrita
Project ID: OJ07R9
Sample ID: ST-SB03 0-20

ACZ Sample ID: ***L72397-09***
Date Sampled: *10/02/08 12:22*
Date Received: *10/10/08*
Sample Matrix: *Soil*

Metals Analysis

Parameter	EPA Method	Result	Qual	XQ	Units	MDL	PQL	Date	Analyst
Antimony, total (3050)	M6020 ICP-MS	0.2	B	*	mg/Kg	0.2	1	10/30/08 5:35	erf
Arsenic, total (3050)	M6020 ICP-MS	1.9			mg/Kg	0.3	1	11/01/08 23:22	rac
Barium, total (3050)	M6010B ICP	71.7			mg/Kg	0.3	2	10/29/08 11:35	aeh
Beryllium, total (3050)	M6010B ICP	0.3	B		mg/Kg	0.2	1	10/29/08 11:35	aeh
Cadmium, total (3050)	M6010B ICP		U		mg/Kg	0.5	2	10/29/08 11:35	aeh
Chromium, total (3050)	M6010B ICP	5		*	mg/Kg	1	5	10/29/08 11:35	aeh
Cobalt, total (3050)	M6010B ICP	6		*	mg/Kg	1	5	10/29/08 11:35	aeh
Copper, total (3050)	M6010B ICP	258		*	mg/Kg	1	5	10/29/08 11:35	aeh
Lead, total (3050)	M6020 ICP-MS	3.40			mg/Kg	0.05	0.3	11/01/08 23:22	rac
Manganese, total (3050)	M6010B ICP	211		*	mg/Kg	0.5	3	10/29/08 11:35	aeh
Mercury, total	M7471A CVAA	0.07	B		mg/Kg	0.04	0.2	10/29/08 10:22	pmc
Molybdenum, total (3050)	M6010B ICP	40		*	mg/Kg	1	5	10/29/08 11:35	aeh
Nickel, total (3050)	M6010B ICP	3	B	*	mg/Kg	1	5	10/29/08 11:35	aeh
Selenium, total (3050)	M6020 ICP-MS	0.65			mg/Kg	0.05	0.3	11/01/08 23:22	rac
Thallium, total (3050)	M6020 ICP-MS	0.14	B		mg/Kg	0.05	0.3	11/01/08 23:22	rac
Uranium, total (3050)	M6020 ICP-MS	4.60		*	mg/Kg	0.05	0.3	10/30/08 5:35	erf
Zinc, total (3050)	M6010B ICP	34		*	mg/Kg	1	5	10/29/08 11:35	aeh

Soil Analysis

Parameter	EPA Method	Result	Qual	XQ	Units	MDL	PQL	Date	Analyst
Solids, Percent	CLPSOW390, PART F, D-98	86.1		*	%	0.1	0.5	10/18/08 9:54	mjc

Soil Preparation

Parameter	EPA Method	Result	Qual	XQ	Units	MDL	PQL	Date	Analyst
Air Dry at 34 Degrees C	USDA No. 1, 1972			*				10/16/08 13:12	mjc
Digestion - Hot Plate	M3050B ICP-MS							10/27/08 13:00	bjl
Sieve-2000 um (2.0mm)	ASA No.9, 15-4.2.2			*				10/24/08 12:57	mjc

Arizona license number: AZ0102

** Please refer to Qualifier Reports for details.*

ACZ Laboratories, Inc.
2773 Downhill Drive Steamboat Springs, CO 80487 (800) 334-5493

Inorganic Analytical Results

FMI Gold & Copper - Sierrita
Project ID: OJ07R9
Sample ID: ST-SB03 20-40

ACZ Sample ID: ***L72397-10***
Date Sampled: *10/02/08 12:47*
Date Received: *10/10/08*
Sample Matrix: *Soil*

Metals Analysis

Parameter	EPA Method	Result	Qual	XQ	Units	MDL	PQL	Date	Analyst
Antimony, total (3050)	M6020 ICP-MS	0.2	B	*	mg/Kg	0.2	1	10/30/08 5:47	erf
Arsenic, total (3050)	M6020 ICP-MS	1.6			mg/Kg	0.3	1	11/01/08 23:28	rac
Barium, total (3050)	M6010B ICP	91.0			mg/Kg	0.3	2	10/29/08 11:38	aeh
Beryllium, total (3050)	M6010B ICP	0.4	B		mg/Kg	0.2	1	10/29/08 11:38	aeh
Cadmium, total (3050)	M6010B ICP		U		mg/Kg	0.5	2	10/29/08 11:38	aeh
Chromium, total (3050)	M6010B ICP	6		*	mg/Kg	1	5	10/29/08 11:38	aeh
Cobalt, total (3050)	M6010B ICP	7		*	mg/Kg	1	5	10/29/08 11:38	aeh
Copper, total (3050)	M6010B ICP	289		*	mg/Kg	1	5	10/29/08 11:38	aeh
Lead, total (3050)	M6020 ICP-MS	4.44			mg/Kg	0.05	0.3	11/01/08 23:28	rac
Manganese, total (3050)	M6010B ICP	223		*	mg/Kg	0.5	3	10/29/08 11:38	aeh
Mercury, total	M7471A CVAA	0.06	B		mg/Kg	0.04	0.2	10/29/08 10:24	pmc
Molybdenum, total (3050)	M6010B ICP	34		*	mg/Kg	1	5	10/29/08 11:38	aeh
Nickel, total (3050)	M6010B ICP	3	B	*	mg/Kg	1	5	10/29/08 11:38	aeh
Selenium, total (3050)	M6020 ICP-MS	0.80			mg/Kg	0.05	0.3	11/01/08 23:28	rac
Thallium, total (3050)	M6020 ICP-MS	0.15	B		mg/Kg	0.05	0.3	11/01/08 23:28	rac
Uranium, total (3050)	M6020 ICP-MS	5.23		*	mg/Kg	0.05	0.3	10/30/08 5:47	erf
Zinc, total (3050)	M6010B ICP	31		*	mg/Kg	1	5	10/29/08 11:38	aeh

Soil Analysis

Parameter	EPA Method	Result	Qual	XQ	Units	MDL	PQL	Date	Analyst
Solids, Percent	CLPSOW390, PART F, D-98	81.8		*	%	0.1	0.5	10/18/08 14:50	mjc

Soil Preparation

Parameter	EPA Method	Result	Qual	XQ	Units	MDL	PQL	Date	Analyst
Air Dry at 34 Degrees C	USDA No. 1, 1972			*				10/16/08 13:17	mjc
Digestion - Hot Plate	M3050B ICP-MS							10/27/08 13:15	bjl
Sieve-2000 um (2.0mm)	ASA No.9, 15-4.2.2			*				10/24/08 13:02	mjc

Arizona license number: AZ0102

** Please refer to Qualifier Reports for details.*

ACZ Laboratories, Inc.
2773 Downhill Drive Steamboat Springs, CO 80487 (800) 334-5493

Inorganic Analytical Results

FMI Gold & Copper - Sierrita
Project ID: OJ07R9
Sample ID: ST-SB03 40-60

ACZ Sample ID: ***L72397-11***
Date Sampled: *10/02/08 13:07*
Date Received: *10/10/08*
Sample Matrix: *Soil*

Metals Analysis

Parameter	EPA Method	Result	Qual	XQ	Units	MDL	PQL	Date	Analyst
Antimony, total (3050)	M6020 ICP-MS	0.3	B	*	mg/Kg	0.2	1	10/30/08 6:05	erf
Arsenic, total (3050)	M6020 ICP-MS	2.3			mg/Kg	0.3	1	11/01/08 23:34	rac
Barium, total (3050)	M6010B ICP	71.1			mg/Kg	0.3	2	10/29/08 11:42	aeh
Beryllium, total (3050)	M6010B ICP	0.4	B		mg/Kg	0.2	1	10/29/08 11:42	aeh
Cadmium, total (3050)	M6010B ICP		U		mg/Kg	0.5	2	10/29/08 11:42	aeh
Chromium, total (3050)	M6010B ICP	6		*	mg/Kg	1	5	10/29/08 11:42	aeh
Cobalt, total (3050)	M6010B ICP	7		*	mg/Kg	1	5	10/29/08 11:42	aeh
Copper, total (3050)	M6010B ICP	325		*	mg/Kg	1	5	10/29/08 11:42	aeh
Lead, total (3050)	M6020 ICP-MS	4.00			mg/Kg	0.05	0.3	11/01/08 23:34	rac
Manganese, total (3050)	M6010B ICP	208		*	mg/Kg	0.5	3	10/29/08 11:42	aeh
Mercury, total	M7471A CVAA		U		mg/Kg	0.04	0.2	10/29/08 10:27	pmc
Molybdenum, total (3050)	M6010B ICP	41		*	mg/Kg	1	5	10/29/08 11:42	aeh
Nickel, total (3050)	M6010B ICP	3	B	*	mg/Kg	1	5	10/29/08 11:42	aeh
Selenium, total (3050)	M6020 ICP-MS	0.78			mg/Kg	0.05	0.3	11/01/08 23:34	rac
Thallium, total (3050)	M6020 ICP-MS	0.13	B		mg/Kg	0.05	0.3	11/01/08 23:34	rac
Uranium, total (3050)	M6020 ICP-MS	4.77		*	mg/Kg	0.05	0.3	10/30/08 6:05	erf
Zinc, total (3050)	M6010B ICP	26		*	mg/Kg	1	5	10/29/08 11:42	aeh

Soil Analysis

Parameter	EPA Method	Result	Qual	XQ	Units	MDL	PQL	Date	Analyst
Solids, Percent	CLPSOW390, PART F, D-98	86.2		*	%	0.1	0.5	10/18/08 19:46	mjc

Soil Preparation

Parameter	EPA Method	Result	Qual	XQ	Units	MDL	PQL	Date	Analyst
Air Dry at 34 Degrees C	USDA No. 1, 1972			*				10/16/08 13:23	mjc
Digestion - Hot Plate	M3050B ICP-MS							10/27/08 13:30	bjl
Sieve-2000 um (2.0mm)	ASA No.9, 15-4.2.2			*				10/24/08 13:08	mjc

Arizona license number: AZ0102

** Please refer to Qualifier Reports for details.*

ACZ Laboratories, Inc.
2773 Downhill Drive Steamboat Springs, CO 80487 (800) 334-5493

Inorganic Analytical Results

FMI Gold & Copper - Sierrita
Project ID: OJ07R9
Sample ID: ST-SB03 60-80

ACZ Sample ID: ***L72397-12***
Date Sampled: *10/02/08 13:32*
Date Received: *10/10/08*
Sample Matrix: *Soil*

Metals Analysis

Parameter	EPA Method	Result	Qual	XQ	Units	MDL	PQL	Date	Analyst
Antimony, total (3050)	M6020 ICP-MS		U	*	mg/Kg	0.2	1	10/30/08 6:11	erf
Arsenic, total (3050)	M6020 ICP-MS	2.7			mg/Kg	0.3	1	11/01/08 23:39	rac
Barium, total (3050)	M6010B ICP	79.8			mg/Kg	0.3	2	10/29/08 11:52	aeh
Beryllium, total (3050)	M6010B ICP	0.5	B		mg/Kg	0.2	1	10/29/08 11:52	aeh
Cadmium, total (3050)	M6010B ICP		U		mg/Kg	0.5	2	10/29/08 11:52	aeh
Chromium, total (3050)	M6010B ICP	7		*	mg/Kg	1	5	10/29/08 11:52	aeh
Cobalt, total (3050)	M6010B ICP	7		*	mg/Kg	1	5	10/29/08 11:52	aeh
Copper, total (3050)	M6010B ICP	398		*	mg/Kg	1	5	10/29/08 11:52	aeh
Lead, total (3050)	M6020 ICP-MS	6.28		*	mg/Kg	0.05	0.3	10/30/08 6:11	erf
Manganese, total (3050)	M6010B ICP	277		*	mg/Kg	0.5	3	10/29/08 11:52	aeh
Mercury, total	M7471A CVAA	0.05	B		mg/Kg	0.04	0.2	10/29/08 10:29	pmc
Molybdenum, total (3050)	M6010B ICP	47		*	mg/Kg	1	5	10/29/08 11:52	aeh
Nickel, total (3050)	M6010B ICP	3	B	*	mg/Kg	1	5	10/29/08 11:52	aeh
Selenium, total (3050)	M6020 ICP-MS	0.79			mg/Kg	0.05	0.3	11/01/08 23:39	rac
Thallium, total (3050)	M6020 ICP-MS	0.16	B		mg/Kg	0.05	0.3	11/01/08 23:39	rac
Uranium, total (3050)	M6020 ICP-MS	4.73		*	mg/Kg	0.05	0.3	10/30/08 6:11	erf
Zinc, total (3050)	M6010B ICP	36		*	mg/Kg	1	5	10/29/08 11:52	aeh

Soil Analysis

Parameter	EPA Method	Result	Qual	XQ	Units	MDL	PQL	Date	Analyst
Solids, Percent	CLPSOW390, PART F, D-98	87.2		*	%	0.1	0.5	10/19/08 0:42	mjc

Soil Preparation

Parameter	EPA Method	Result	Qual	XQ	Units	MDL	PQL	Date	Analyst
Air Dry at 34 Degrees C	USDA No. 1, 1972			*				10/16/08 13:28	mjc
Digestion - Hot Plate	M3050B ICP-MS							10/27/08 13:45	bjl
Sieve-2000 um (2.0mm)	ASA No.9, 15-4.2.2			*				10/24/08 13:13	mjc

Arizona license number: AZ0102

** Please refer to Qualifier Reports for details.*

ACZ Laboratories, Inc.
2773 Downhill Drive Steamboat Springs, CO 80487 (800) 334-5493

Inorganic Analytical Results

FMI Gold & Copper - Sierrita
Project ID: OJ07R9
Sample ID: ST-SB03 80-100

ACZ Sample ID: ***L72397-13***
Date Sampled: *10/02/08 14:17*
Date Received: *10/10/08*
Sample Matrix: *Soil*

Metals Analysis

Parameter	EPA Method	Result	Qual	XQ	Units	MDL	PQL	Date	Analyst
Antimony, total (3050)	M6020 ICP-MS		U	*	mg/Kg	0.2	1	10/30/08 6:17	erf
Arsenic, total (3050)	M6020 ICP-MS	2.4			mg/Kg	0.3	1	11/01/08 23:56	rac
Barium, total (3050)	M6010B ICP	77.1			mg/Kg	0.3	2	10/29/08 11:55	aeh
Beryllium, total (3050)	M6010B ICP	0.6	B		mg/Kg	0.2	1	10/29/08 11:55	aeh
Cadmium, total (3050)	M6010B ICP		U		mg/Kg	0.5	2	10/29/08 11:55	aeh
Chromium, total (3050)	M6010B ICP	12		*	mg/Kg	1	5	10/29/08 11:55	aeh
Cobalt, total (3050)	M6010B ICP	9		*	mg/Kg	1	5	10/29/08 11:55	aeh
Copper, total (3050)	M6010B ICP	477		*	mg/Kg	1	5	10/29/08 11:55	aeh
Lead, total (3050)	M6020 ICP-MS	9.33		*	mg/Kg	0.05	0.3	10/30/08 6:17	erf
Manganese, total (3050)	M6010B ICP	360		*	mg/Kg	0.5	3	10/29/08 11:55	aeh
Mercury, total	M7471A CVAA	0.05	B		mg/Kg	0.04	0.2	10/29/08 10:32	pmc
Molybdenum, total (3050)	M6010B ICP	54		*	mg/Kg	1	5	10/29/08 11:55	aeh
Nickel, total (3050)	M6010B ICP	7		*	mg/Kg	1	5	10/29/08 11:55	aeh
Selenium, total (3050)	M6020 ICP-MS	1.09			mg/Kg	0.05	0.3	11/01/08 23:56	rac
Thallium, total (3050)	M6020 ICP-MS	0.18	B		mg/Kg	0.05	0.3	11/01/08 23:56	rac
Uranium, total (3050)	M6020 ICP-MS	4.78		*	mg/Kg	0.05	0.3	10/30/08 6:17	erf
Zinc, total (3050)	M6010B ICP	80		*	mg/Kg	1	5	10/29/08 11:55	aeh

Soil Analysis

Parameter	EPA Method	Result	Qual	XQ	Units	MDL	PQL	Date	Analyst
Solids, Percent	CLPSOW390, PART F, D-98	84.8		*	%	0.1	0.5	10/19/08 5:38	mjc

Soil Preparation

Parameter	EPA Method	Result	Qual	XQ	Units	MDL	PQL	Date	Analyst
Air Dry at 34 Degrees C	USDA No. 1, 1972			*				10/16/08 13:33	mjc
Digestion - Hot Plate	M3050B ICP-MS							10/27/08 14:00	bjl
Sieve-2000 um (2.0mm)	ASA No.9, 15-4.2.2			*				10/24/08 13:18	mjc

Arizona license number: AZ0102

** Please refer to Qualifier Reports for details.*

ACZ Laboratories, Inc.
2773 Downhill Drive Steamboat Springs, CO 80487 (800) 334-5493

Inorganic Analytical Results

FMI Gold & Copper - Sierrita
Project ID: OJ07R9
Sample ID: ST-SB03 100-120

ACZ Sample ID: ***L72397-14***
Date Sampled: *10/03/08 08:57*
Date Received: *10/10/08*
Sample Matrix: *Soil*

Metals Analysis

Parameter	EPA Method	Result	Qual	XQ	Units	MDL	PQL	Date	Analyst
Antimony, total (3050)	M6020 ICP-MS		U	*	mg/Kg	0.2	1	10/30/08 6:23	erf
Arsenic, total (3050)	M6020 ICP-MS	3.0			mg/Kg	0.3	1	11/02/08 0:02	rac
Barium, total (3050)	M6010B ICP	89.6			mg/Kg	0.3	2	10/29/08 11:58	aeh
Beryllium, total (3050)	M6010B ICP	0.8	B		mg/Kg	0.2	1	10/29/08 11:58	aeh
Cadmium, total (3050)	M6010B ICP		U		mg/Kg	0.5	2	10/29/08 11:58	aeh
Chromium, total (3050)	M6010B ICP	10		*	mg/Kg	1	5	10/29/08 11:58	aeh
Cobalt, total (3050)	M6010B ICP	8		*	mg/Kg	1	5	10/29/08 11:58	aeh
Copper, total (3050)	M6010B ICP	443		*	mg/Kg	1	5	10/29/08 11:58	aeh
Lead, total (3050)	M6020 ICP-MS	12.10		*	mg/Kg	0.05	0.3	10/30/08 6:23	erf
Manganese, total (3050)	M6010B ICP	476		*	mg/Kg	0.5	3	10/29/08 11:58	aeh
Mercury, total	M7471A CVAA		U		mg/Kg	0.05	0.2	10/29/08 10:34	pmc
Molybdenum, total (3050)	M6010B ICP	75		*	mg/Kg	1	5	10/29/08 11:58	aeh
Nickel, total (3050)	M6010B ICP	5	B	*	mg/Kg	1	5	10/29/08 11:58	aeh
Selenium, total (3050)	M6020 ICP-MS	1.30			mg/Kg	0.05	0.3	11/02/08 0:02	rac
Thallium, total (3050)	M6020 ICP-MS	0.19	B		mg/Kg	0.05	0.3	11/02/08 0:02	rac
Uranium, total (3050)	M6020 ICP-MS	6.71		*	mg/Kg	0.05	0.3	10/30/08 6:23	erf
Zinc, total (3050)	M6010B ICP	147		*	mg/Kg	1	5	10/29/08 11:58	aeh

Soil Analysis

Parameter	EPA Method	Result	Qual	XQ	Units	MDL	PQL	Date	Analyst
Solids, Percent	CLPSOW390, PART F, D-98	78.1		*	%	0.1	0.5	10/19/08 10:34	mjc

Soil Preparation

Parameter	EPA Method	Result	Qual	XQ	Units	MDL	PQL	Date	Analyst
Air Dry at 34 Degrees C	USDA No. 1, 1972			*				10/16/08 13:38	mjc
Digestion - Hot Plate	M3050B ICP-MS							10/27/08 14:15	bjl
Sieve-2000 um (2.0mm)	ASA No.9, 15-4.2.2			*				10/24/08 13:23	mjc

Arizona license number: AZ0102

** Please refer to Qualifier Reports for details.*

ACZ Laboratories, Inc.
2773 Downhill Drive Steamboat Springs, CO 80487 (800) 334-5493

Inorganic Analytical Results

FMI Gold & Copper - Sierrita
Project ID: OJ07R9
Sample ID: ST-SB03 120-140

ACZ Sample ID: ***L72397-15***
Date Sampled: *10/03/08 09:37*
Date Received: *10/10/08*
Sample Matrix: *Soil*

Metals Analysis

Parameter	EPA Method	Result	Qual	XQ	Units	MDL	PQL	Date	Analyst
Antimony, total (3050)	M6020 ICP-MS		U	*	mg/Kg	0.2	1	10/30/08 6:30	erf
Arsenic, total (3050)	M6020 ICP-MS	1.8			mg/Kg	0.3	1	11/02/08 0:08	rac
Barium, total (3050)	M6010B ICP	114			mg/Kg	0.3	2	10/29/08 12:01	aeh
Beryllium, total (3050)	M6010B ICP	0.5	B		mg/Kg	0.2	1	10/29/08 12:01	aeh
Cadmium, total (3050)	M6010B ICP		U		mg/Kg	0.5	2	10/29/08 12:01	aeh
Chromium, total (3050)	M6010B ICP	8		*	mg/Kg	1	5	10/29/08 12:01	aeh
Cobalt, total (3050)	M6010B ICP	8		*	mg/Kg	1	5	10/29/08 12:01	aeh
Copper, total (3050)	M6010B ICP	373		*	mg/Kg	1	5	10/29/08 12:01	aeh
Lead, total (3050)	M6020 ICP-MS	5.46		*	mg/Kg	0.05	0.3	10/30/08 6:30	erf
Manganese, total (3050)	M6010B ICP	272		*	mg/Kg	0.5	3	10/29/08 12:01	aeh
Mercury, total	M7471A CVAA		U		mg/Kg	0.04	0.2	10/29/08 10:36	pmc
Molybdenum, total (3050)	M6010B ICP	45		*	mg/Kg	1	5	10/29/08 12:01	aeh
Nickel, total (3050)	M6010B ICP	4	B	*	mg/Kg	1	5	10/29/08 12:01	aeh
Selenium, total (3050)	M6020 ICP-MS	0.92			mg/Kg	0.05	0.3	11/02/08 0:08	rac
Thallium, total (3050)	M6020 ICP-MS	0.17	B		mg/Kg	0.05	0.3	11/02/08 0:08	rac
Uranium, total (3050)	M6020 ICP-MS	5.42		*	mg/Kg	0.05	0.3	10/30/08 6:30	erf
Zinc, total (3050)	M6010B ICP	47		*	mg/Kg	1	5	10/29/08 12:01	aeh

Soil Analysis

Parameter	EPA Method	Result	Qual	XQ	Units	MDL	PQL	Date	Analyst
Solids, Percent	CLPSOW390, PART F, D-98	81.1		*	%	0.1	0.5	10/19/08 15:30	mjc

Soil Preparation

Parameter	EPA Method	Result	Qual	XQ	Units	MDL	PQL	Date	Analyst
Air Dry at 34 Degrees C	USDA No. 1, 1972			*				10/16/08 13:44	mjc
Digestion - Hot Plate	M3050B ICP-MS							10/27/08 14:30	bjl
Sieve-2000 um (2.0mm)	ASA No.9, 15-4.2.2			*				10/24/08 13:29	mjc

Arizona license number: AZ0102

** Please refer to Qualifier Reports for details.*

ACZ Laboratories, Inc.
2773 Downhill Drive Steamboat Springs, CO 80487 (800) 334-5493

Inorganic Analytical Results

FMI Gold & Copper - Sierrita
Project ID: OJ07R9
Sample ID: ST-SB03 140-160

ACZ Sample ID: ***L72397-16***
Date Sampled: *10/03/08 10:22*
Date Received: *10/10/08*
Sample Matrix: *Soil*

Metals Analysis

Parameter	EPA Method	Result	Qual	XQ	Units	MDL	PQL	Date	Analyst
Antimony, total (3050)	M6020 ICP-MS		U	*	mg/Kg	0.2	1	10/30/08 6:36	erf
Arsenic, total (3050)	M6020 ICP-MS	2.0			mg/Kg	0.3	1	11/02/08 0:13	rac
Barium, total (3050)	M6010B ICP	103			mg/Kg	0.3	2	10/29/08 12:05	aeh
Beryllium, total (3050)	M6010B ICP	0.6	B		mg/Kg	0.2	1	10/29/08 12:05	aeh
Cadmium, total (3050)	M6010B ICP		U		mg/Kg	0.5	2	10/29/08 12:05	aeh
Chromium, total (3050)	M6010B ICP	11		*	mg/Kg	1	5	10/29/08 12:05	aeh
Cobalt, total (3050)	M6010B ICP	9		*	mg/Kg	1	5	10/29/08 12:05	aeh
Copper, total (3050)	M6010B ICP	277		*	mg/Kg	1	5	10/29/08 12:05	aeh
Lead, total (3050)	M6020 ICP-MS	8.17		*	mg/Kg	0.05	0.3	10/30/08 6:36	erf
Manganese, total (3050)	M6010B ICP	314		*	mg/Kg	0.5	3	10/29/08 12:05	aeh
Mercury, total	M7471A CVAA		U		mg/Kg	0.04	0.2	10/29/08 10:43	pmc
Molybdenum, total (3050)	M6010B ICP	44		*	mg/Kg	1	5	10/29/08 12:05	aeh
Nickel, total (3050)	M6010B ICP	6		*	mg/Kg	1	5	10/29/08 12:05	aeh
Selenium, total (3050)	M6020 ICP-MS	0.97			mg/Kg	0.05	0.3	11/02/08 0:13	rac
Thallium, total (3050)	M6020 ICP-MS	0.21	B		mg/Kg	0.05	0.3	11/02/08 0:13	rac
Uranium, total (3050)	M6020 ICP-MS	4.38		*	mg/Kg	0.05	0.3	10/30/08 6:36	erf
Zinc, total (3050)	M6010B ICP	52		*	mg/Kg	1	5	10/29/08 12:05	aeh

Soil Analysis

Parameter	EPA Method	Result	Qual	XQ	Units	MDL	PQL	Date	Analyst
Solids, Percent	CLPSOW390, PART F, D-98	79.5		*	%	0.1	0.5	10/19/08 20:26	mjc

Soil Preparation

Parameter	EPA Method	Result	Qual	XQ	Units	MDL	PQL	Date	Analyst
Air Dry at 34 Degrees C	USDA No. 1, 1972			*				10/16/08 13:49	mjc
Digestion - Hot Plate	M3050B ICP-MS							10/27/08 14:45	bjl
Sieve-2000 um (2.0mm)	ASA No.9, 15-4.2.2			*				10/24/08 13:34	mjc

Arizona license number: AZ0102

** Please refer to Qualifier Reports for details.*

ACZ Laboratories, Inc.
2773 Downhill Drive Steamboat Springs, CO 80487 (800) 334-5493

Inorganic Analytical Results

FMI Gold & Copper - Sierrita
Project ID: OJ07R9
Sample ID: ST-SB03 160-180

ACZ Sample ID: ***L72397-17***
Date Sampled: *10/03/08 11:42*
Date Received: *10/10/08*
Sample Matrix: *Soil*

Metals Analysis

Parameter	EPA Method	Result	Qual	XQ	Units	MDL	PQL	Date	Analyst
Antimony, total (3050)	M6020 ICP-MS		U	*	mg/Kg	0.2	1	10/30/08 6:42	erf
Arsenic, total (3050)	M6020 ICP-MS	2.4			mg/Kg	0.3	1	11/02/08 0:19	rac
Barium, total (3050)	M6010B ICP	114			mg/Kg	0.3	2	10/29/08 12:08	aeh
Beryllium, total (3050)	M6010B ICP	0.5	B		mg/Kg	0.2	1	10/29/08 12:08	aeh
Cadmium, total (3050)	M6010B ICP		U		mg/Kg	0.5	2	10/29/08 12:08	aeh
Chromium, total (3050)	M6010B ICP	14		*	mg/Kg	1	5	10/29/08 12:08	aeh
Cobalt, total (3050)	M6010B ICP	17		*	mg/Kg	1	5	10/29/08 12:08	aeh
Copper, total (3050)	M6010B ICP	279		*	mg/Kg	1	5	10/29/08 12:08	aeh
Lead, total (3050)	M6020 ICP-MS	6.79		*	mg/Kg	0.05	0.3	10/30/08 6:42	erf
Manganese, total (3050)	M6010B ICP	325		*	mg/Kg	0.5	3	10/29/08 12:08	aeh
Mercury, total	M7471A CVAA		U		mg/Kg	0.04	0.2	10/29/08 10:45	pmc
Molybdenum, total (3050)	M6010B ICP	38		*	mg/Kg	1	5	10/29/08 12:08	aeh
Nickel, total (3050)	M6010B ICP	10		*	mg/Kg	1	5	10/29/08 12:08	aeh
Selenium, total (3050)	M6020 ICP-MS	1.62			mg/Kg	0.05	0.3	11/02/08 0:19	rac
Thallium, total (3050)	M6020 ICP-MS	0.26	B		mg/Kg	0.05	0.3	11/02/08 0:19	rac
Uranium, total (3050)	M6020 ICP-MS	4.07		*	mg/Kg	0.05	0.3	10/30/08 6:42	erf
Zinc, total (3050)	M6010B ICP	66		*	mg/Kg	1	5	10/29/08 12:08	aeh

Soil Analysis

Parameter	EPA Method	Result	Qual	XQ	Units	MDL	PQL	Date	Analyst
Solids, Percent	CLPSOW390, PART F, D-98	86.1		*	%	0.1	0.5	10/20/08 1:22	mjc

Soil Preparation

Parameter	EPA Method	Result	Qual	XQ	Units	MDL	PQL	Date	Analyst
Air Dry at 34 Degrees C	USDA No. 1, 1972			*				10/16/08 13:54	mjc
Digestion - Hot Plate	M3050B ICP-MS							10/27/08 15:00	bjl
Sieve-2000 um (2.0mm)	ASA No.9, 15-4.2.2			*				10/24/08 13:39	mjc

Arizona license number: AZ0102

** Please refer to Qualifier Reports for details.*

ACZ Laboratories, Inc.
2773 Downhill Drive Steamboat Springs, CO 80487 (800) 334-5493

Inorganic Analytical Results

FMI Gold & Copper - Sierrita
Project ID: OJ07R9
Sample ID: ST-SB03 180-200

ACZ Sample ID: ***L72397-18***
Date Sampled: *10/03/08 12:27*
Date Received: *10/10/08*
Sample Matrix: *Soil*

Metals Analysis

Parameter	EPA Method	Result	Qual	XQ	Units	MDL	PQL	Date	Analyst
Antimony, total (3050)	M6020 ICP-MS		U	*	mg/Kg	0.2	1	10/30/08 6:48	erf
Arsenic, total (3050)	M6020 ICP-MS	1.8			mg/Kg	0.3	1	11/02/08 0:25	rac
Barium, total (3050)	M6010B ICP	28.5			mg/Kg	0.3	2	10/29/08 12:11	aeh
Beryllium, total (3050)	M6010B ICP	0.4	B		mg/Kg	0.2	1	10/29/08 12:11	aeh
Cadmium, total (3050)	M6010B ICP		U		mg/Kg	0.5	2	10/29/08 12:11	aeh
Chromium, total (3050)	M6010B ICP	3	B	*	mg/Kg	1	5	10/29/08 12:11	aeh
Cobalt, total (3050)	M6010B ICP	3	B	*	mg/Kg	1	5	10/29/08 12:11	aeh
Copper, total (3050)	M6010B ICP	111		*	mg/Kg	1	5	10/29/08 12:11	aeh
Lead, total (3050)	M6020 ICP-MS	6.47		*	mg/Kg	0.05	0.3	10/30/08 6:48	erf
Manganese, total (3050)	M6010B ICP	113		*	mg/Kg	0.5	3	10/29/08 12:11	aeh
Mercury, total	M7471A CVAA		U		mg/Kg	0.04	0.2	10/29/08 10:47	pmc
Molybdenum, total (3050)	M6010B ICP	8		*	mg/Kg	1	5	10/29/08 12:11	aeh
Nickel, total (3050)	M6010B ICP	2	B	*	mg/Kg	1	5	10/29/08 12:11	aeh
Selenium, total (3050)	M6020 ICP-MS	0.09	B		mg/Kg	0.05	0.3	11/02/08 0:25	rac
Thallium, total (3050)	M6020 ICP-MS	0.06	B		mg/Kg	0.05	0.3	11/02/08 0:25	rac
Uranium, total (3050)	M6020 ICP-MS	1.22		*	mg/Kg	0.05	0.3	10/30/08 6:48	erf
Zinc, total (3050)	M6010B ICP	20		*	mg/Kg	1	5	10/29/08 12:11	aeh

Soil Analysis

Parameter	EPA Method	Result	Qual	XQ	Units	MDL	PQL	Date	Analyst
Solids, Percent	CLPSOW390, PART F, D-98	95.7		*	%	0.1	0.5	10/20/08 6:18	mjc

Soil Preparation

Parameter	EPA Method	Result	Qual	XQ	Units	MDL	PQL	Date	Analyst
Air Dry at 34 Degrees C	USDA No. 1, 1972			*				10/16/08 14:00	mjc
Digestion - Hot Plate	M3050B ICP-MS							10/27/08 15:15	bjl
Sieve-2000 um (2.0mm)	ASA No.9, 15-4.2.2			*				10/24/08 13:45	mjc

Arizona license number: AZ0102

** Please refer to Qualifier Reports for details.*

Report Header Explanations

Batch	A distinct set of samples analyzed at a specific time
Found	Value of the QC Type of interest
Limit	Upper limit for RPD, in %.
Lower	Lower Recovery Limit, in % (except for LCSS, mg/Kg)
MDL	Method Detection Limit. Same as Minimum Reporting Limit. Allows for instrument and annual fluctuations.
PCN/SCN	A number assigned to reagents/standards to trace to the manufacturer's certificate of analysis
PQL	Practical Quantitation Limit, typically 5 times the MDL.
QC	True Value of the Control Sample or the amount added to the Spike
Rec	Amount of the true value or spike added recovered, in % (except for LCSS, mg/Kg)
RPD	Relative Percent Difference, calculation used for Duplicate QC Types
Upper	Upper Recovery Limit, in % (except for LCSS, mg/Kg)
Sample	Value of the Sample of interest

QC Sample Types

AS	Analytical Spike (Post Digestion)	LCSWD	Laboratory Control Sample - Water Duplicate
ASD	Analytical Spike (Post Digestion) Duplicate	LFB	Laboratory Fortified Blank
CCB	Continuing Calibration Blank	LFM	Laboratory Fortified Matrix
CCV	Continuing Calibration Verification standard	LFMD	Laboratory Fortified Matrix Duplicate
DUP	Sample Duplicate	LRB	Laboratory Reagent Blank
ICB	Initial Calibration Blank	MS	Matrix Spike
ICV	Initial Calibration Verification standard	MSD	Matrix Spike Duplicate
ICSAB	Inter-element Correction Standard - A plus B solutions	PBS	Prep Blank - Soil
LCSS	Laboratory Control Sample - Soil	PBW	Prep Blank - Water
LCSSD	Laboratory Control Sample - Soil Duplicate	PQV	Practical Quantitation Verification standard
LCSW	Laboratory Control Sample - Water	SDL	Serial Dilution

QC Sample Type Explanations

Blanks	Verifies that there is no or minimal contamination in the prep method or calibration procedure.
Control Samples	Verifies the accuracy of the method, including the prep procedure.
Duplicates	Verifies the precision of the instrument and/or method.
Spikes/Fortified Matrix	Determines sample matrix interferences, if any.
Standard	Verifies the validity of the calibration.

ACZ Qualifiers (Qual)

B	Analyte concentration detected at a value between MDL and PQL. The associated value is an estimated quantity.
H	Analysis exceeded method hold time. pH is a field test with an immediate hold time.
U	The material was analyzed for, but was not detected above the level of the associated value. The associated value is either the sample quantitation limit or the sample detection limit.

Method References

(1)	EPA 600/4-83-020. Methods for Chemical Analysis of Water and Wastes, March 1983.
(2)	EPA 600/R-93-100. Methods for the Determination of Inorganic Substances in Environmental Samples, August 1993.
(3)	EPA 600/R-94-111. Methods for the Determination of Metals in Environmental Samples - Supplement I, May 1994.
(5)	EPA SW-846. Test Methods for Evaluating Solid Waste, Third Edition with Update III, December 1996.
(6)	Standard Methods for the Examination of Water and Wastewater, 19th edition, 1995.

Comments

(1)	QC results calculated from raw data. Results may vary slightly if the rounded values are used in the calculations.
(2)	Soil, Sludge, and Plant matrices for Inorganic analyses are reported on a dry weight basis.
(3)	Animal matrices for Inorganic analyses are reported on an "as received" basis.

FMI Gold & Copper - Sierrita
Project ID: OJ07R9

ACZ Project ID: ***L72397***

Antimony, total (3050) M6020 ICP-MS

ACZ ID	Type	Analyzed	PCN/SCN	QC	Sample	Found	Units	Rec	Lower	Upper	RPD	Limit	Qual
WG254718													
WG254718ICV	ICV	10/30/08 2:06	MS081003-4	.02		.02091	mg/L	104.6	90	110			
WG254718ICB	ICB	10/30/08 2:12				U	mg/L		-0.0012	0.0012			
L72245-18MS	MS	10/30/08 3:51	MS081013-3	5	U	4.62	mg/Kg	92.4	75	125			
L72245-18MSD	MSD	10/30/08 3:57	MS081013-3	5	U	5.28	mg/Kg	105.6	75	125	13.33	20	
WG254563PBS	PBS	10/30/08 4:03				U	mg/Kg		-0.6	0.6			
WG254563LCSS	LCSS	10/30/08 4:09	PCN30918	138		153.9	mg/Kg		0	322			
WG254563LCSSD	LCSSD	10/30/08 4:16	PCN30918	138		148.8	mg/Kg		0	322	3.4	20	
L72397-02MS	MS	10/30/08 4:34	MS081013-3	5	2.4	4.15	mg/Kg	35	75	125			M2
L72397-02MSD	MSD	10/30/08 4:52	MS081013-3	5	2.4	3	mg/Kg	12	75	125	32.17	20	M2 RD

Arsenic, total (3050) M6020 ICP-MS

ACZ ID	Type	Analyzed	PCN/SCN	QC	Sample	Found	Units	Rec	Lower	Upper	RPD	Limit	Qual
WG254984													
WG254984ICV	ICV	11/01/08 21:28	MS081101-2	.05		.05191	mg/L	103.8	90	110			
WG254984ICB	ICB	11/01/08 21:34				U	mg/L		-0.0015	0.0015			
WG254563PBS	PBS	11/01/08 21:57				U	mg/Kg		-0.9	0.9			
WG254563LCSS	LCSS	11/01/08 22:03	PCN30918	123		134.6	mg/Kg		102	144			
WG254563LCSSD	LCSSD	11/01/08 22:08	PCN30918	123		132.3	mg/Kg		102	144	1.7	20	
L72397-02MS	MS	11/01/08 22:25	MS081013-3	25	3.2	27.16	mg/Kg	95.8	75	125			
L72397-02MSD	MSD	11/01/08 22:31	MS081013-3	25	3.2	24.59	mg/Kg	85.6	75	125	9.93	20	

Barium, total (3050) M6010B ICP

ACZ ID	Type	Analyzed	PCN/SCN	QC	Sample	Found	Units	Rec	Lower	Upper	RPD	Limit	Qual
WG254675													
WG254675ICV	ICV	10/29/08 10:26	II080820-1	2		2.0085	mg/L	100.4	90	110			
WG254675ICB	ICB	10/29/08 10:29				U	mg/L		-0.009	0.009			
WG254563PBS	PBS	10/29/08 10:42				U	mg/Kg		-0.9	0.9			
WG254563LCSS	LCSS	10/29/08 10:46	PCN30918	256		284.98	mg/Kg		206	306			
WG254563LCSSD	LCSSD	10/29/08 10:49	PCN30918	256		282.75	mg/Kg		206	306	0.8	20	
L72397-01MS	MS	10/29/08 10:59	II081023-4	50.5	72.2	120.34	mg/Kg	95.3	75	125			
L72397-01MSD	MSD	10/29/08 11:02	II081023-4	50.5	72.2	115.13	mg/Kg	85	75	125	4.43	20	

Beryllium, total (3050) M6010B ICP

ACZ ID	Type	Analyzed	PCN/SCN	QC	Sample	Found	Units	Rec	Lower	Upper	RPD	Limit	Qual
WG254675													
WG254675ICV	ICV	10/29/08 10:26	II080820-1	2		1.9581	mg/L	97.9	90	110			
WG254675ICB	ICB	10/29/08 10:29				U	mg/L		-0.006	0.006			
WG254563PBS	PBS	10/29/08 10:42				U	mg/Kg		-0.6	0.6			
WG254563LCSS	LCSS	10/29/08 10:46	PCN30918	75.9		83.42	mg/Kg		62.8	89.1			
WG254563LCSSD	LCSSD	10/29/08 10:49	PCN30918	75.9		81.02	mg/Kg		62.8	89.1	2.9	20	
L72397-01MS	MS	10/29/08 10:59	II081023-4	50.5	.7	50.37	mg/Kg	98.4	75	125			
L72397-01MSD	MSD	10/29/08 11:02	II081023-4	50.5	.7	49.88	mg/Kg	97.4	75	125	0.98	20	

FMI Gold & Copper - Sierrita ACZ Project ID: ***L72397***

Project ID: OJ07R9

Cadmium, total (3050) M6010B ICP

ACZ ID	Type	Analyzed	PCN/SCN	QC	Sample	Found	Units	Rec	Lower	Upper	RPD	Limit	Qual
WG254675													
WG254675ICV	ICV	10/29/08 10:26	II080820-1	2		1.9221	mg/L	96.1	90	110			
WG254675ICB	ICB	10/29/08 10:29				U	mg/L		-0.015	0.015			
WG254563PBS	PBS	10/29/08 10:42				U	mg/Kg		-1.5	1.5			
WG254563LCSS	LCSS	10/29/08 10:46	PCN30918	258		263.62	mg/Kg		216	301			
WG254563LCSSD	LCSSD	10/29/08 10:49	PCN30918	258		255	mg/Kg		216	301	3.3	20	
L72397-01MS	MS	10/29/08 10:59	II081023-4	50.5	U	46.06	mg/Kg	91.2	75	125			
L72397-01MSD	MSD	10/29/08 11:02	II081023-4	50.5	U	45.49	mg/Kg	90.1	75	125	1.25	20	

Chromium, total (3050) M6010B ICP

ACZ ID	Type	Analyzed	PCN/SCN	QC	Sample	Found	Units	Rec	Lower	Upper	RPD	Limit	Qual
WG254675													
WG254675ICV	ICV	10/29/08 10:26	II080820-1	2		1.901	mg/L	95.1	90	110			
WG254675ICB	ICB	10/29/08 10:29				U	mg/L		-0.03	0.03			
WG254563PBS	PBS	10/29/08 10:42				U	mg/Kg		-3	3			
WG254563LCSS	LCSS	10/29/08 10:46	PCN30918	138		144.4	mg/Kg		113	163			
WG254563LCSSD	LCSSD	10/29/08 10:49	PCN30918	138		140	mg/Kg		113	163	3.1	20	
L72397-01MS	MS	10/29/08 10:59	II081023-4	50.5	7	53.7	mg/Kg	92.5	75	125			
L72397-01MSD	MSD	10/29/08 11:02	II081023-4	50.5	7	53.4	mg/Kg	91.9	75	125	0.56	20	

Cobalt, total (3050) M6010B ICP

ACZ ID	Type	Analyzed	PCN/SCN	QC	Sample	Found	Units	Rec	Lower	Upper	RPD	Limit	Qual
WG254675													
WG254675ICV	ICV	10/29/08 10:26	II080820-1	2.002		1.975	mg/L	98.7	90	110			
WG254675ICB	ICB	10/29/08 10:29				U	mg/L		-0.03	0.03			
WG254563PBS	PBS	10/29/08 10:42				U	mg/Kg		-3	3			
WG254563LCSS	LCSS	10/29/08 10:46	PCN30918	216		225.3	mg/Kg		181	252			
WG254563LCSSD	LCSSD	10/29/08 10:49	PCN30918	216		218.9	mg/Kg		181	252	2.9	20	
L72397-01MS	MS	10/29/08 10:59	II081023-4	50.5	5	51.8	mg/Kg	92.7	75	125			
L72397-01MSD	MSD	10/29/08 11:02	II081023-4	50.5	5	50.9	mg/Kg	90.9	75	125	1.75	20	

Copper, total (3050) M6010B ICP

ACZ ID	Type	Analyzed	PCN/SCN	QC	Sample	Found	Units	Rec	Lower	Upper	RPD	Limit	Qual
WG254675													
WG254675ICV	ICV	10/29/08 10:26	II080820-1	2		1.941	mg/L	97.1	90	110			
WG254675ICB	ICB	10/29/08 10:29				U	mg/L		-0.03	0.03			
WG254563PBS	PBS	10/29/08 10:42				U	mg/Kg		-3	3			
WG254563LCSS	LCSS	10/29/08 10:46	PCN30918	122		121.8	mg/Kg		102	141			
WG254563LCSSD	LCSSD	10/29/08 10:49	PCN30918	122		119.9	mg/Kg		102	141	1.6	20	
L72397-01MS	MS	10/29/08 10:59	II081023-4	50.5	306	328.3	mg/Kg	44.2	75	125			M3
L72397-01MSD	MSD	10/29/08 11:02	II081023-4	50.5	306	351.7	mg/Kg	90.5	75	125	6.88	20	

FMI Gold & Copper - Sierrita ACZ Project ID: ***L72397***

Project ID: OJ07R9

Lead, total (3050) M6020 ICP-MS

ACZ ID	Type	Analyzed	PCN/SCN	QC	Sample	Found	Units	Rec	Lower	Upper	RPD	Limit	Qual
WG254718													
WG254718ICV	ICV	10/30/08 2:06	MS081003-4	.05		.05183	mg/L	103.7	90	110			
WG254718ICB	ICB	10/30/08 2:12				U	mg/L		-0.0003	0.0003			
L72245-18MS	MS	10/30/08 3:51	MS081013-3	25	U	23.73	mg/Kg	94.9	75	125			
L72245-18MSD	MSD	10/30/08 3:57	MS081013-3	25	U	27.02	mg/Kg	108.1	75	125	12.97	20	
WG254563PBS	PBS	10/30/08 4:03				U	mg/Kg		-0.15	0.15			
WG254563LCSS	LCSS	10/30/08 4:09	PCN30918	136		137.9	mg/Kg		110	163			
WG254563LCSSD	LCSSD	10/30/08 4:16	PCN30918	136		141.35	mg/Kg		110	163	2.5	20	
L72397-02MS	MS	10/30/08 4:34	MS081013-3	25	3.72	29.87	mg/Kg	104.6	75	125			
L72397-02MSD	MSD	10/30/08 4:52	MS081013-3	25	3.72	30.365	mg/Kg	106.6	75	125	1.64	20	
WG254984													
WG254984ICV	ICV	11/01/08 21:28	MS081101-2	.05		.04945	mg/L	98.9	90	110			
WG254984ICB	ICB	11/01/08 21:34				U	mg/L		-0.0003	0.0003			
WG254563PBS	PBS	11/01/08 21:57				U	mg/Kg		-0.15	0.15			
WG254563LCSS	LCSS	11/01/08 22:03	PCN30918	136		136.6	mg/Kg		110	163			
WG254563LCSSD	LCSSD	11/01/08 22:08	PCN30918	136		138.9	mg/Kg		110	163	1.7	20	
L72397-02MS	MS	11/01/08 22:25	MS081013-3	25	3.53	26.995	mg/Kg	93.9	75	125			
L72397-02MSD	MSD	11/01/08 22:31	MS081013-3	25	3.53	26.715	mg/Kg	92.7	75	125	1.04	20	

Manganese, total (3050) M6010B ICP

ACZ ID	Type	Analyzed	PCN/SCN	QC	Sample	Found	Units	Rec	Lower	Upper	RPD	Limit	Qual
WG254675													
WG254675ICV	ICV	10/29/08 10:26	II080820-1	2		1.935	mg/L	96.8	90	110			
WG254675ICB	ICB	10/29/08 10:29				U	mg/L		-0.015	0.015			
WG254563PBS	PBS	10/29/08 10:42				U	mg/Kg		-1.5	1.5			
WG254563LCSS	LCSS	10/29/08 10:46	PCN30918	570		596.34	mg/Kg		470	670			
WG254563LCSSD	LCSSD	10/29/08 10:49	PCN30918	570		598.43	mg/Kg		470	670	0.3	20	
L72397-01MS	MS	10/29/08 10:59	II081023-4	50.5	217	265.8	mg/Kg	96.6	75	125			
L72397-01MSD	MSD	10/29/08 11:02	II081023-4	50.5	217	235.8	mg/Kg	37.2	75	125	11.96	20	M3

Mercury, total M7471A CVAA

ACZ ID	Type	Analyzed	PCN/SCN	QC	Sample	Found	Units	Rec	Lower	Upper	RPD	Limit	Qual
WG254602													
WG254602ICV	ICV	10/29/08 9:40	II081007-3	.01		.01037	mg/L	103.7	90	110			
WG254602ICB	ICB	10/29/08 9:44				U	mg/L		-0.0006	0.0006			
WG254602PBS	PBS	10/29/08 9:46				U	mg/Kg		-0.12	0.12			
WG254602LCSS	LCSS	10/29/08 9:48	PCN30762	6.24		4.98	mg/Kg		4.44	8.03			
WG254602LCSSD	LCSSD	10/29/08 9:51	PCN30762	6.24		5.07	mg/Kg		4.44	8.03	1.8	20	
L72397-01MS	MS	10/29/08 9:55	II080822-5	1.065	U	.983	mg/Kg	92.3	85	115			
L72397-01MSD	MSD	10/29/08 9:58	II080822-5	1.06	U	.944	mg/Kg	89.1	85	115	4.05	20	

FMI Gold & Copper - Sierrita ACZ Project ID: ***L72397***

Project ID: OJ07R9

Molybdenum, total (3050) M6010B ICP

ACZ ID	Type	Analyzed	PCN/SCN	QC	Sample	Found	Units	Rec	Lower	Upper	RPD	Limit	Qual
WG254675													
WG254675ICV	ICV	10/29/08 10:26	II080820-1	2		1.947	mg/L	97.4	90	110			
WG254675ICB	ICB	10/29/08 10:29				U	mg/L		-0.03	0.03			
WG254563PBS	PBS	10/29/08 10:42				U	mg/Kg		-3	3			
WG254563LCSS	LCSS	10/29/08 10:46	PCN30918	73.9		84	mg/Kg		58.5	89.3			
WG254563LCSSD	LCSSD	10/29/08 10:49	PCN30918	73.9		80.4	mg/Kg		58.5	89.3	4.4	20	
L72397-01MS	MS	10/29/08 10:59	II081023-4	50.5	12	56.9	mg/Kg	88.9	75	125			
L72397-01MSD	MSD	10/29/08 11:02	II081023-4	50.5	12	59.3	mg/Kg	93.7	75	125	4.13	20	

Nickel, total (3050) M6010B ICP

ACZ ID	Type	Analyzed	PCN/SCN	QC	Sample	Found	Units	Rec	Lower	Upper	RPD	Limit	Qual
WG254675													
WG254675ICV	ICV	10/29/08 10:26	II080820-1	2.004		1.902	mg/L	94.9	90	110			
WG254675ICB	ICB	10/29/08 10:29				U	mg/L		-0.03	0.03			
WG254563PBS	PBS	10/29/08 10:42				U	mg/Kg		-3	3			
WG254563LCSS	LCSS	10/29/08 10:46	PCN30918	111		116.8	mg/Kg		93	130			
WG254563LCSSD	LCSSD	10/29/08 10:49	PCN30918	111		112.4	mg/Kg		93	130	3.8	20	
L72397-01MS	MS	10/29/08 10:59	II081023-4	50.3485	4	51.1	mg/Kg	93.5	75	125			
L72397-01MSD	MSD	10/29/08 11:02	II081023-4	50.3485	4	50.9	mg/Kg	93.2	75	125	0.39	20	

Selenium, total (3050) M6020 ICP-MS

ACZ ID	Type	Analyzed	PCN/SCN	QC	Sample	Found	Units	Rec	Lower	Upper	RPD	Limit	Qual
WG254984													
WG254984ICV	ICV	11/01/08 21:28	MS081101-2	.05		.05043	mg/L	100.9	90	110			
WG254984ICB	ICB	11/01/08 21:34				U	mg/L		-0.0003	0.0003			
WG254563PBS	PBS	11/01/08 21:57				U	mg/Kg		-0.15	0.15			
WG254563LCSS	LCSS	11/01/08 22:03	PCN30918	199		209.9	mg/Kg		159	238			
WG254563LCSSD	LCSSD	11/01/08 22:08	PCN30918	199		207.8	mg/Kg		159	238	1	20	
L72397-02MS	MS	11/01/08 22:25	MS081013-3	12.5	.59	12.53	mg/Kg	95.5	75	125			
L72397-02MSD	MSD	11/01/08 22:31	MS081013-3	12.5	.59	12.145	mg/Kg	92.4	75	125	3.12	20	

Solids, Percent CLPSOW390, PART F, D-98

ACZ ID	Type	Analyzed	PCN/SCN	QC	Sample	Found	Units	Rec	Lower	Upper	RPD	Limit	Qual
WG253901													
WG253901PBS	PBS	10/16/08 13:30				U	%		99.9	100.1			
L72397-18DUP	DUP	10/20/08 11:14			95.7	96.08	%				0.4	20	

Thallium, total (3050) M6020 ICP-MS

ACZ ID	Type	Analyzed	PCN/SCN	QC	Sample	Found	Units	Rec	Lower	Upper	RPD	Limit	Qual
WG254984													
WG254984ICV	ICV	11/01/08 21:28	MS081101-2	.05		.05061	mg/L	101.2	90	110			
WG254984ICB	ICB	11/01/08 21:34				U	mg/L		-0.0003	0.0003			
WG254563PBS	PBS	11/01/08 21:57				U	mg/Kg		-0.15	0.15			
WG254563LCSS	LCSS	11/01/08 22:03	PCN30918	297		306.25	mg/Kg		241	353			
WG254563LCSSD	LCSSD	11/01/08 22:08	PCN30918	297		295.45	mg/Kg		241	353	3.6	20	
L72397-02MS	MS	11/01/08 22:25	MS081013-3	25.05	.2	22.675	mg/Kg	89.7	75	125			
L72397-02MSD	MSD	11/01/08 22:31	MS081013-3	25.05	.2	22.065	mg/Kg	87.3	75	125	2.73	20	

FMI Gold & Copper - Sierrita
Project ID: OJ07R9

ACZ Project ID: ***L72397***

Uranium, total (3050) M6020 ICP-MS

ACZ ID	Type	Analyzed	PCN/SCN	QC	Sample	Found	Units	Rec	Lower	Upper	RPD	Limit	Qual
WG254718													
WG254718ICV	ICV	10/30/08 2:06	MS081003-4	.05		.05238	mg/L	104.8	90	110			
WG254718ICB	ICB	10/30/08 2:12				U	mg/L		-0.0003	0.0003			
L72245-18MS	MS	10/30/08 3:51	MS081013-3	12.5	U	12.115	mg/Kg	96.9	75	125			
L72245-18MSD	MSD	10/30/08 3:57	MS081013-3	12.5	U	13.745	mg/Kg	110	75	125	12.61	20	
WG254563PBS	PBS	10/30/08 4:03				U	mg/Kg		-0.15	0.15			
L72397-02MS	MS	10/30/08 4:34	MS081013-3	12.5	5.39	19.63	mg/Kg	113.9	75	125			
L72397-02MSD	MSD	10/30/08 4:52	MS081013-3	12.5	5.39	18.775	mg/Kg	107.1	75	125	4.45	20	

Zinc, total (3050) M6010B ICP

ACZ ID	Type	Analyzed	PCN/SCN	QC	Sample	Found	Units	Rec	Lower	Upper	RPD	Limit	Qual
WG254675													
WG254675ICV	ICV	10/29/08 10:26	II080820-1	2		1.945	mg/L	97.3	90	110			
WG254675ICB	ICB	10/29/08 10:29				U	mg/L		-0.03	0.03			
WG254563PBS	PBS	10/29/08 10:42				U	mg/Kg		-3	3			
WG254563LCSS	LCSS	10/29/08 10:46	PCN30918	314		328.8	mg/Kg		258	371			
WG254563LCSSD	LCSSD	10/29/08 10:49	PCN30918	314		335.6	mg/Kg		258	371	2	20	
L72397-01MS	MS	10/29/08 10:59	II081023-4	50.5	46	91.1	mg/Kg	89.3	75	125			
L72397-01MSD	MSD	10/29/08 11:02	II081023-4	50.5	46	94.3	mg/Kg	95.6	75	125	3.45	20	

FMI Gold & Copper - Sierrita ACZ Project ID: ***L72397***

ACZ ID	WORKNUM	PARAMETER	METHOD	QUAL	DESCRIPTION
L72397-01	WG254718	Antimony, total (3050)	M6020 ICP-MS	M2	Matrix spike recovery was low, the recovery of the associated control sample (LCS or LFB) was acceptable.
			M6020 ICP-MS	RD	For a solid matrix, the duplicate RPD (spike or matrix) exceeded the control limit, which is attributable to the non-homogeneity of the sample.
	WG254675	Chromium, total (3050)	M6010B ICP	ZG	The ICP Serial Dilution was not used for data validation because the sample concentration was less than 50 times the MDL.
		Cobalt, total (3050)	M6010B ICP	ZG	The ICP Serial Dilution was not used for data validation because the sample concentration was less than 50 times the MDL.
		Copper, total (3050)	M6010B ICP	M3	The spike recovery value is unusable since the analyte concentration in the sample is disproportionate to the spike level. The recovery of the associated control sample (LCS or LFB) was acceptable.
	WG254718	Lead, total (3050)	M6020 ICP-MS	N1	See Case Narrative.
			M6020 ICP-MS	ZB	The ICP-MS Serial Dilution was not used for data validation because the sample concentration was less than 100 times the MDL.
	WG254675	Manganese, total (3050)	M6010B ICP	M3	The spike recovery value is unusable since the analyte concentration in the sample is disproportionate to the spike level. The recovery of the associated control sample (LCS or LFB) was acceptable.
		Molybdenum, total (3050)	M6010B ICP	ZG	The ICP Serial Dilution was not used for data validation because the sample concentration was less than 50 times the MDL.
		Nickel, total (3050)	M6010B ICP	ZG	The ICP Serial Dilution was not used for data validation because the sample concentration was less than 50 times the MDL.
		Zinc, total (3050)	M6010B ICP	ZG	The ICP Serial Dilution was not used for data validation because the sample concentration was less than 50 times the MDL.
L72397-02	WG254718	Antimony, total (3050)	M6020 ICP-MS	M2	Matrix spike recovery was low, the recovery of the associated control sample (LCS or LFB) was acceptable.
			M6020 ICP-MS	RD	For a solid matrix, the duplicate RPD (spike or matrix) exceeded the control limit, which is attributable to the non-homogeneity of the sample.
	WG254675	Chromium, total (3050)	M6010B ICP	ZG	The ICP Serial Dilution was not used for data validation because the sample concentration was less than 50 times the MDL.
		Cobalt, total (3050)	M6010B ICP	ZG	The ICP Serial Dilution was not used for data validation because the sample concentration was less than 50 times the MDL.
		Copper, total (3050)	M6010B ICP	M3	The spike recovery value is unusable since the analyte concentration in the sample is disproportionate to the spike level. The recovery of the associated control sample (LCS or LFB) was acceptable.
		Manganese, total (3050)	M6010B ICP	M3	The spike recovery value is unusable since the analyte concentration in the sample is disproportionate to the spike level. The recovery of the associated control sample (LCS or LFB) was acceptable.
		Molybdenum, total (3050)	M6010B ICP	ZG	The ICP Serial Dilution was not used for data validation because the sample concentration was less than 50 times the MDL.
		Nickel, total (3050)	M6010B ICP	ZG	The ICP Serial Dilution was not used for data validation because the sample concentration was less than 50 times the MDL.
		Zinc, total (3050)	M6010B ICP	ZG	The ICP Serial Dilution was not used for data validation because the sample concentration was less than 50 times the MDL.

FMI Gold & Copper - Sierrita ACZ Project ID: ***L72397***

ACZ ID	WORKNUM	PARAMETER	METHOD	QUAL	DESCRIPTION
L72397-03	WG254718	Antimony, total (3050)	M6020 ICP-MS	M2	Matrix spike recovery was low, the recovery of the associated control sample (LCS or LFB) was acceptable.
			M6020 ICP-MS	RD	For a solid matrix, the duplicate RPD (spike or matrix) exceeded the control limit, which is attributable to the non-homogeneity of the sample.
	WG254675	Chromium, total (3050)	M6010B ICP	ZG	The ICP Serial Dilution was not used for data validation because the sample concentration was less than 50 times the MDL.
		Cobalt, total (3050)	M6010B ICP	ZG	The ICP Serial Dilution was not used for data validation because the sample concentration was less than 50 times the MDL.
		Copper, total (3050)	M6010B ICP	M3	The spike recovery value is unusable since the analyte concentration in the sample is disproportionate to the spike level. The recovery of the associated control sample (LCS or LFB) was acceptable.
		Manganese, total (3050)	M6010B ICP	M3	The spike recovery value is unusable since the analyte concentration in the sample is disproportionate to the spike level. The recovery of the associated control sample (LCS or LFB) was acceptable.
		Molybdenum, total (3050)	M6010B ICP	ZG	The ICP Serial Dilution was not used for data validation because the sample concentration was less than 50 times the MDL.
		Nickel, total (3050)	M6010B ICP	ZG	The ICP Serial Dilution was not used for data validation because the sample concentration was less than 50 times the MDL.
		Zinc, total (3050)	M6010B ICP	ZG	The ICP Serial Dilution was not used for data validation because the sample concentration was less than 50 times the MDL.
L72397-04	WG254718	Antimony, total (3050)	M6020 ICP-MS	M2	Matrix spike recovery was low, the recovery of the associated control sample (LCS or LFB) was acceptable.
			M6020 ICP-MS	RD	For a solid matrix, the duplicate RPD (spike or matrix) exceeded the control limit, which is attributable to the non-homogeneity of the sample.
	WG254675	Chromium, total (3050)	M6010B ICP	ZG	The ICP Serial Dilution was not used for data validation because the sample concentration was less than 50 times the MDL.
		Cobalt, total (3050)	M6010B ICP	ZG	The ICP Serial Dilution was not used for data validation because the sample concentration was less than 50 times the MDL.
		Copper, total (3050)	M6010B ICP	M3	The spike recovery value is unusable since the analyte concentration in the sample is disproportionate to the spike level. The recovery of the associated control sample (LCS or LFB) was acceptable.
		Manganese, total (3050)	M6010B ICP	M3	The spike recovery value is unusable since the analyte concentration in the sample is disproportionate to the spike level. The recovery of the associated control sample (LCS or LFB) was acceptable.
		Molybdenum, total (3050)	M6010B ICP	ZG	The ICP Serial Dilution was not used for data validation because the sample concentration was less than 50 times the MDL.
		Nickel, total (3050)	M6010B ICP	ZG	The ICP Serial Dilution was not used for data validation because the sample concentration was less than 50 times the MDL.
		Zinc, total (3050)	M6010B ICP	ZG	The ICP Serial Dilution was not used for data validation because the sample concentration was less than 50 times the MDL.

FMI Gold & Copper - Sierrita ACZ Project ID: ***L72397***

ACZ ID	WORKNUM	PARAMETER	METHOD	QUAL	DESCRIPTION
L72397-05	WG254718	Antimony, total (3050)	M6020 ICP-MS	M2	Matrix spike recovery was low, the recovery of the associated control sample (LCS or LFB) was acceptable.
			M6020 ICP-MS	RD	For a solid matrix, the duplicate RPD (spike or matrix) exceeded the control limit, which is attributable to the non-homogeneity of the sample.
	WG254675	Chromium, total (3050)	M6010B ICP	ZG	The ICP Serial Dilution was not used for data validation because the sample concentration was less than 50 times the MDL.
		Cobalt, total (3050)	M6010B ICP	ZG	The ICP Serial Dilution was not used for data validation because the sample concentration was less than 50 times the MDL.
		Copper, total (3050)	M6010B ICP	M3	The spike recovery value is unusable since the analyte concentration in the sample is disproportionate to the spike level. The recovery of the associated control sample (LCS or LFB) was acceptable.
	WG254718	Lead, total (3050)	M6020 ICP-MS	N1	See Case Narrative.
			M6020 ICP-MS	ZB	The ICP-MS Serial Dilution was not used for data validation because the sample concentration was less than 100 times the MDL.
	WG254675	Manganese, total (3050)	M6010B ICP	M3	The spike recovery value is unusable since the analyte concentration in the sample is disproportionate to the spike level. The recovery of the associated control sample (LCS or LFB) was acceptable.
		Molybdenum, total (3050)	M6010B ICP	ZG	The ICP Serial Dilution was not used for data validation because the sample concentration was less than 50 times the MDL.
		Nickel, total (3050)	M6010B ICP	ZG	The ICP Serial Dilution was not used for data validation because the sample concentration was less than 50 times the MDL.
		Zinc, total (3050)	M6010B ICP	ZG	The ICP Serial Dilution was not used for data validation because the sample concentration was less than 50 times the MDL.
L72397-06	WG254718	Antimony, total (3050)	M6020 ICP-MS	M2	Matrix spike recovery was low, the recovery of the associated control sample (LCS or LFB) was acceptable.
			M6020 ICP-MS	RD	For a solid matrix, the duplicate RPD (spike or matrix) exceeded the control limit, which is attributable to the non-homogeneity of the sample.
	WG254675	Chromium, total (3050)	M6010B ICP	ZG	The ICP Serial Dilution was not used for data validation because the sample concentration was less than 50 times the MDL.
		Cobalt, total (3050)	M6010B ICP	ZG	The ICP Serial Dilution was not used for data validation because the sample concentration was less than 50 times the MDL.
		Copper, total (3050)	M6010B ICP	M3	The spike recovery value is unusable since the analyte concentration in the sample is disproportionate to the spike level. The recovery of the associated control sample (LCS or LFB) was acceptable.
	WG254718	Lead, total (3050)	M6020 ICP-MS	N1	See Case Narrative.
			M6020 ICP-MS	ZB	The ICP-MS Serial Dilution was not used for data validation because the sample concentration was less than 100 times the MDL.
	WG254675	Manganese, total (3050)	M6010B ICP	M3	The spike recovery value is unusable since the analyte concentration in the sample is disproportionate to the spike level. The recovery of the associated control sample (LCS or LFB) was acceptable.
		Molybdenum, total (3050)	M6010B ICP	ZG	The ICP Serial Dilution was not used for data validation because the sample concentration was less than 50 times the MDL.
		Nickel, total (3050)	M6010B ICP	ZG	The ICP Serial Dilution was not used for data validation because the sample concentration was less than 50 times the MDL.
		Zinc, total (3050)	M6010B ICP	ZG	The ICP Serial Dilution was not used for data validation because the sample concentration was less than 50 times the MDL.

FMI Gold & Copper - Sierrita ACZ Project ID: ***L72397***

ACZ ID	WORKNUM	PARAMETER	METHOD	QUAL	DESCRIPTION
L72397-07	WG254718	Antimony, total (3050)	M6020 ICP-MS	M2	Matrix spike recovery was low, the recovery of the associated control sample (LCS or LFB) was acceptable.
			M6020 ICP-MS	RD	For a solid matrix, the duplicate RPD (spike or matrix) exceeded the control limit, which is attributable to the non-homogeneity of the sample.
	WG254675	Chromium, total (3050)	M6010B ICP	ZG	The ICP Serial Dilution was not used for data validation because the sample concentration was less than 50 times the MDL.
		Cobalt, total (3050)	M6010B ICP	ZG	The ICP Serial Dilution was not used for data validation because the sample concentration was less than 50 times the MDL.
		Copper, total (3050)	M6010B ICP	M3	The spike recovery value is unusable since the analyte concentration in the sample is disproportionate to the spike level. The recovery of the associated control sample (LCS or LFB) was acceptable.
	WG254718	Lead, total (3050)	M6020 ICP-MS	N1	See Case Narrative.
			M6020 ICP-MS	ZB	The ICP-MS Serial Dilution was not used for data validation because the sample concentration was less than 100 times the MDL.
	WG254675	Manganese, total (3050)	M6010B ICP	M3	The spike recovery value is unusable since the analyte concentration in the sample is disproportionate to the spike level. The recovery of the associated control sample (LCS or LFB) was acceptable.
		Molybdenum, total (3050)	M6010B ICP	ZG	The ICP Serial Dilution was not used for data validation because the sample concentration was less than 50 times the MDL.
		Nickel, total (3050)	M6010B ICP	ZG	The ICP Serial Dilution was not used for data validation because the sample concentration was less than 50 times the MDL.
		Zinc, total (3050)	M6010B ICP	ZG	The ICP Serial Dilution was not used for data validation because the sample concentration was less than 50 times the MDL.
L72397-08	WG254718	Antimony, total (3050)	M6020 ICP-MS	M2	Matrix spike recovery was low, the recovery of the associated control sample (LCS or LFB) was acceptable.
			M6020 ICP-MS	RD	For a solid matrix, the duplicate RPD (spike or matrix) exceeded the control limit, which is attributable to the non-homogeneity of the sample.
	WG254675	Chromium, total (3050)	M6010B ICP	ZG	The ICP Serial Dilution was not used for data validation because the sample concentration was less than 50 times the MDL.
		Cobalt, total (3050)	M6010B ICP	ZG	The ICP Serial Dilution was not used for data validation because the sample concentration was less than 50 times the MDL.
		Copper, total (3050)	M6010B ICP	M3	The spike recovery value is unusable since the analyte concentration in the sample is disproportionate to the spike level. The recovery of the associated control sample (LCS or LFB) was acceptable.
	WG254718	Lead, total (3050)	M6020 ICP-MS	N1	See Case Narrative.
			M6020 ICP-MS	ZB	The ICP-MS Serial Dilution was not used for data validation because the sample concentration was less than 100 times the MDL.
	WG254675	Manganese, total (3050)	M6010B ICP	M3	The spike recovery value is unusable since the analyte concentration in the sample is disproportionate to the spike level. The recovery of the associated control sample (LCS or LFB) was acceptable.
		Molybdenum, total (3050)	M6010B ICP	ZG	The ICP Serial Dilution was not used for data validation because the sample concentration was less than 50 times the MDL.
		Nickel, total (3050)	M6010B ICP	ZG	The ICP Serial Dilution was not used for data validation because the sample concentration was less than 50 times the MDL.
		Zinc, total (3050)	M6010B ICP	ZG	The ICP Serial Dilution was not used for data validation because the sample concentration was less than 50 times the MDL.

FMI Gold & Copper - Sierrita ACZ Project ID: ***L72397***

ACZ ID	WORKNUM	PARAMETER	METHOD	QUAL	DESCRIPTION
L72397-09	WG254718	Antimony, total (3050)	M6020 ICP-MS	M2	Matrix spike recovery was low, the recovery of the associated control sample (LCS or LFB) was acceptable.
			M6020 ICP-MS	RD	For a solid matrix, the duplicate RPD (spike or matrix) exceeded the control limit, which is attributable to the non-homogeneity of the sample.
	WG254675	Chromium, total (3050)	M6010B ICP	ZG	The ICP Serial Dilution was not used for data validation because the sample concentration was less than 50 times the MDL.
		Cobalt, total (3050)	M6010B ICP	ZG	The ICP Serial Dilution was not used for data validation because the sample concentration was less than 50 times the MDL.
		Copper, total (3050)	M6010B ICP	M3	The spike recovery value is unusable since the analyte concentration in the sample is disproportionate to the spike level. The recovery of the associated control sample (LCS or LFB) was acceptable.
		Manganese, total (3050)	M6010B ICP	M3	The spike recovery value is unusable since the analyte concentration in the sample is disproportionate to the spike level. The recovery of the associated control sample (LCS or LFB) was acceptable.
		Molybdenum, total (3050)	M6010B ICP	ZG	The ICP Serial Dilution was not used for data validation because the sample concentration was less than 50 times the MDL.
		Nickel, total (3050)	M6010B ICP	ZG	The ICP Serial Dilution was not used for data validation because the sample concentration was less than 50 times the MDL.
		Zinc, total (3050)	M6010B ICP	ZG	The ICP Serial Dilution was not used for data validation because the sample concentration was less than 50 times the MDL.
L72397-10	WG254718	Antimony, total (3050)	M6020 ICP-MS	M2	Matrix spike recovery was low, the recovery of the associated control sample (LCS or LFB) was acceptable.
			M6020 ICP-MS	RD	For a solid matrix, the duplicate RPD (spike or matrix) exceeded the control limit, which is attributable to the non-homogeneity of the sample.
	WG254675	Chromium, total (3050)	M6010B ICP	ZG	The ICP Serial Dilution was not used for data validation because the sample concentration was less than 50 times the MDL.
		Cobalt, total (3050)	M6010B ICP	ZG	The ICP Serial Dilution was not used for data validation because the sample concentration was less than 50 times the MDL.
		Copper, total (3050)	M6010B ICP	M3	The spike recovery value is unusable since the analyte concentration in the sample is disproportionate to the spike level. The recovery of the associated control sample (LCS or LFB) was acceptable.
		Manganese, total (3050)	M6010B ICP	M3	The spike recovery value is unusable since the analyte concentration in the sample is disproportionate to the spike level. The recovery of the associated control sample (LCS or LFB) was acceptable.
		Molybdenum, total (3050)	M6010B ICP	ZG	The ICP Serial Dilution was not used for data validation because the sample concentration was less than 50 times the MDL.
		Nickel, total (3050)	M6010B ICP	ZG	The ICP Serial Dilution was not used for data validation because the sample concentration was less than 50 times the MDL.
		Zinc, total (3050)	M6010B ICP	ZG	The ICP Serial Dilution was not used for data validation because the sample concentration was less than 50 times the MDL.

FMI Gold & Copper - Sierrita ACZ Project ID: ***L72397***

ACZ ID	WORKNUM	PARAMETER	METHOD	QUAL	DESCRIPTION
L72397-11	WG254718	Antimony, total (3050)	M6020 ICP-MS	M2	Matrix spike recovery was low, the recovery of the associated control sample (LCS or LFB) was acceptable.
			M6020 ICP-MS	RD	For a solid matrix, the duplicate RPD (spike or matrix) exceeded the control limit, which is attributable to the non-homogeneity of the sample.
	WG254675	Chromium, total (3050)	M6010B ICP	ZG	The ICP Serial Dilution was not used for data validation because the sample concentration was less than 50 times the MDL.
		Cobalt, total (3050)	M6010B ICP	ZG	The ICP Serial Dilution was not used for data validation because the sample concentration was less than 50 times the MDL.
		Copper, total (3050)	M6010B ICP	M3	The spike recovery value is unusable since the analyte concentration in the sample is disproportionate to the spike level. The recovery of the associated control sample (LCS or LFB) was acceptable.
		Manganese, total (3050)	M6010B ICP	M3	The spike recovery value is unusable since the analyte concentration in the sample is disproportionate to the spike level. The recovery of the associated control sample (LCS or LFB) was acceptable.
		Molybdenum, total (3050)	M6010B ICP	ZG	The ICP Serial Dilution was not used for data validation because the sample concentration was less than 50 times the MDL.
		Nickel, total (3050)	M6010B ICP	ZG	The ICP Serial Dilution was not used for data validation because the sample concentration was less than 50 times the MDL.
		Zinc, total (3050)	M6010B ICP	ZG	The ICP Serial Dilution was not used for data validation because the sample concentration was less than 50 times the MDL.
L72397-12	WG254718	Antimony, total (3050)	M6020 ICP-MS	M2	Matrix spike recovery was low, the recovery of the associated control sample (LCS or LFB) was acceptable.
			M6020 ICP-MS	RD	For a solid matrix, the duplicate RPD (spike or matrix) exceeded the control limit, which is attributable to the non-homogeneity of the sample.
	WG254675	Chromium, total (3050)	M6010B ICP	ZG	The ICP Serial Dilution was not used for data validation because the sample concentration was less than 50 times the MDL.
		Cobalt, total (3050)	M6010B ICP	ZG	The ICP Serial Dilution was not used for data validation because the sample concentration was less than 50 times the MDL.
		Copper, total (3050)	M6010B ICP	M3	The spike recovery value is unusable since the analyte concentration in the sample is disproportionate to the spike level. The recovery of the associated control sample (LCS or LFB) was acceptable.
	WG254718	Lead, total (3050)	M6020 ICP-MS	N1	See Case Narrative.
			M6020 ICP-MS	ZB	The ICP-MS Serial Dilution was not used for data validation because the sample concentration was less than 100 times the MDL.
	WG254675	Manganese, total (3050)	M6010B ICP	M3	The spike recovery value is unusable since the analyte concentration in the sample is disproportionate to the spike level. The recovery of the associated control sample (LCS or LFB) was acceptable.
		Molybdenum, total (3050)	M6010B ICP	ZG	The ICP Serial Dilution was not used for data validation because the sample concentration was less than 50 times the MDL.
		Nickel, total (3050)	M6010B ICP	ZG	The ICP Serial Dilution was not used for data validation because the sample concentration was less than 50 times the MDL.
		Zinc, total (3050)	M6010B ICP	ZG	The ICP Serial Dilution was not used for data validation because the sample concentration was less than 50 times the MDL.

FMI Gold & Copper - Sierrita ACZ Project ID: ***L72397***

ACZ ID	WORKNUM	PARAMETER	METHOD	QUAL	DESCRIPTION
L72397-13	WG254718	Antimony, total (3050)	M6020 ICP-MS	M2	Matrix spike recovery was low, the recovery of the associated control sample (LCS or LFB) was acceptable.
			M6020 ICP-MS	RD	For a solid matrix, the duplicate RPD (spike or matrix) exceeded the control limit, which is attributable to the non-homogeneity of the sample.
	WG254675	Chromium, total (3050)	M6010B ICP	ZG	The ICP Serial Dilution was not used for data validation because the sample concentration was less than 50 times the MDL.
		Cobalt, total (3050)	M6010B ICP	ZG	The ICP Serial Dilution was not used for data validation because the sample concentration was less than 50 times the MDL.
		Copper, total (3050)	M6010B ICP	M3	The spike recovery value is unusable since the analyte concentration in the sample is disproportionate to the spike level. The recovery of the associated control sample (LCS or LFB) was acceptable.
	WG254718	Lead, total (3050)	M6020 ICP-MS	N1	See Case Narrative.
			M6020 ICP-MS	ZB	The ICP-MS Serial Dilution was not used for data validation because the sample concentration was less than 100 times the MDL.
	WG254675	Manganese, total (3050)	M6010B ICP	M3	The spike recovery value is unusable since the analyte concentration in the sample is disproportionate to the spike level. The recovery of the associated control sample (LCS or LFB) was acceptable.
		Molybdenum, total (3050)	M6010B ICP	ZG	The ICP Serial Dilution was not used for data validation because the sample concentration was less than 50 times the MDL.
		Nickel, total (3050)	M6010B ICP	ZG	The ICP Serial Dilution was not used for data validation because the sample concentration was less than 50 times the MDL.
		Zinc, total (3050)	M6010B ICP	ZG	The ICP Serial Dilution was not used for data validation because the sample concentration was less than 50 times the MDL.
L72397-14	WG254718	Antimony, total (3050)	M6020 ICP-MS	M2	Matrix spike recovery was low, the recovery of the associated control sample (LCS or LFB) was acceptable.
			M6020 ICP-MS	RD	For a solid matrix, the duplicate RPD (spike or matrix) exceeded the control limit, which is attributable to the non-homogeneity of the sample.
	WG254675	Chromium, total (3050)	M6010B ICP	ZG	The ICP Serial Dilution was not used for data validation because the sample concentration was less than 50 times the MDL.
		Cobalt, total (3050)	M6010B ICP	ZG	The ICP Serial Dilution was not used for data validation because the sample concentration was less than 50 times the MDL.
		Copper, total (3050)	M6010B ICP	M3	The spike recovery value is unusable since the analyte concentration in the sample is disproportionate to the spike level. The recovery of the associated control sample (LCS or LFB) was acceptable.
	WG254718	Lead, total (3050)	M6020 ICP-MS	N1	See Case Narrative.
			M6020 ICP-MS	ZB	The ICP-MS Serial Dilution was not used for data validation because the sample concentration was less than 100 times the MDL.
	WG254675	Manganese, total (3050)	M6010B ICP	M3	The spike recovery value is unusable since the analyte concentration in the sample is disproportionate to the spike level. The recovery of the associated control sample (LCS or LFB) was acceptable.
		Molybdenum, total (3050)	M6010B ICP	ZG	The ICP Serial Dilution was not used for data validation because the sample concentration was less than 50 times the MDL.
		Nickel, total (3050)	M6010B ICP	ZG	The ICP Serial Dilution was not used for data validation because the sample concentration was less than 50 times the MDL.
		Zinc, total (3050)	M6010B ICP	ZG	The ICP Serial Dilution was not used for data validation because the sample concentration was less than 50 times the MDL.

FMI Gold & Copper - Sierrita ACZ Project ID: ***L72397***

ACZ ID	WORKNUM	PARAMETER	METHOD	QUAL	DESCRIPTION
L72397-15	WG254718	Antimony, total (3050)	M6020 ICP-MS	M2	Matrix spike recovery was low, the recovery of the associated control sample (LCS or LFB) was acceptable.
			M6020 ICP-MS	RD	For a solid matrix, the duplicate RPD (spike or matrix) exceeded the control limit, which is attributable to the non-homogeneity of the sample.
	WG254675	Chromium, total (3050)	M6010B ICP	ZG	The ICP Serial Dilution was not used for data validation because the sample concentration was less than 50 times the MDL.
		Cobalt, total (3050)	M6010B ICP	ZG	The ICP Serial Dilution was not used for data validation because the sample concentration was less than 50 times the MDL.
		Copper, total (3050)	M6010B ICP	M3	The spike recovery value is unusable since the analyte concentration in the sample is disproportionate to the spike level. The recovery of the associated control sample (LCS or LFB) was acceptable.
	WG254718	Lead, total (3050)	M6020 ICP-MS	N1	See Case Narrative.
			M6020 ICP-MS	ZB	The ICP-MS Serial Dilution was not used for data validation because the sample concentration was less than 100 times the MDL.
	WG254675	Manganese, total (3050)	M6010B ICP	M3	The spike recovery value is unusable since the analyte concentration in the sample is disproportionate to the spike level. The recovery of the associated control sample (LCS or LFB) was acceptable.
		Molybdenum, total (3050)	M6010B ICP	ZG	The ICP Serial Dilution was not used for data validation because the sample concentration was less than 50 times the MDL.
		Nickel, total (3050)	M6010B ICP	ZG	The ICP Serial Dilution was not used for data validation because the sample concentration was less than 50 times the MDL.
		Zinc, total (3050)	M6010B ICP	ZG	The ICP Serial Dilution was not used for data validation because the sample concentration was less than 50 times the MDL.
L72397-16	WG254718	Antimony, total (3050)	M6020 ICP-MS	M2	Matrix spike recovery was low, the recovery of the associated control sample (LCS or LFB) was acceptable.
			M6020 ICP-MS	RD	For a solid matrix, the duplicate RPD (spike or matrix) exceeded the control limit, which is attributable to the non-homogeneity of the sample.
	WG254675	Chromium, total (3050)	M6010B ICP	ZG	The ICP Serial Dilution was not used for data validation because the sample concentration was less than 50 times the MDL.
		Cobalt, total (3050)	M6010B ICP	ZG	The ICP Serial Dilution was not used for data validation because the sample concentration was less than 50 times the MDL.
		Copper, total (3050)	M6010B ICP	M3	The spike recovery value is unusable since the analyte concentration in the sample is disproportionate to the spike level. The recovery of the associated control sample (LCS or LFB) was acceptable.
	WG254718	Lead, total (3050)	M6020 ICP-MS	N1	See Case Narrative.
			M6020 ICP-MS	ZB	The ICP-MS Serial Dilution was not used for data validation because the sample concentration was less than 100 times the MDL.
	WG254675	Manganese, total (3050)	M6010B ICP	M3	The spike recovery value is unusable since the analyte concentration in the sample is disproportionate to the spike level. The recovery of the associated control sample (LCS or LFB) was acceptable.
		Molybdenum, total (3050)	M6010B ICP	ZG	The ICP Serial Dilution was not used for data validation because the sample concentration was less than 50 times the MDL.
		Nickel, total (3050)	M6010B ICP	ZG	The ICP Serial Dilution was not used for data validation because the sample concentration was less than 50 times the MDL.
		Zinc, total (3050)	M6010B ICP	ZG	The ICP Serial Dilution was not used for data validation because the sample concentration was less than 50 times the MDL.

FMI Gold & Copper - Sierrita ACZ Project ID: ***L72397***

ACZ ID	WORKNUM	PARAMETER	METHOD	QUAL	DESCRIPTION
L72397-17	WG254718	Antimony, total (3050)	M6020 ICP-MS	M2	Matrix spike recovery was low, the recovery of the associated control sample (LCS or LFB) was acceptable.
			M6020 ICP-MS	RD	For a solid matrix, the duplicate RPD (spike or matrix) exceeded the control limit, which is attributable to the non-homogeneity of the sample.
	WG254675	Chromium, total (3050)	M6010B ICP	ZG	The ICP Serial Dilution was not used for data validation because the sample concentration was less than 50 times the MDL.
		Cobalt, total (3050)	M6010B ICP	ZG	The ICP Serial Dilution was not used for data validation because the sample concentration was less than 50 times the MDL.
		Copper, total (3050)	M6010B ICP	M3	The spike recovery value is unusable since the analyte concentration in the sample is disproportionate to the spike level. The recovery of the associated control sample (LCS or LFB) was acceptable.
	WG254718	Lead, total (3050)	M6020 ICP-MS	N1	See Case Narrative.
			M6020 ICP-MS	ZB	The ICP-MS Serial Dilution was not used for data validation because the sample concentration was less than 100 times the MDL.
	WG254675	Manganese, total (3050)	M6010B ICP	M3	The spike recovery value is unusable since the analyte concentration in the sample is disproportionate to the spike level. The recovery of the associated control sample (LCS or LFB) was acceptable.
		Molybdenum, total (3050)	M6010B ICP	ZG	The ICP Serial Dilution was not used for data validation because the sample concentration was less than 50 times the MDL.
		Nickel, total (3050)	M6010B ICP	ZG	The ICP Serial Dilution was not used for data validation because the sample concentration was less than 50 times the MDL.
		Zinc, total (3050)	M6010B ICP	ZG	The ICP Serial Dilution was not used for data validation because the sample concentration was less than 50 times the MDL.
L72397-18	WG254718	Antimony, total (3050)	M6020 ICP-MS	M2	Matrix spike recovery was low, the recovery of the associated control sample (LCS or LFB) was acceptable.
			M6020 ICP-MS	RD	For a solid matrix, the duplicate RPD (spike or matrix) exceeded the control limit, which is attributable to the non-homogeneity of the sample.
	WG254675	Chromium, total (3050)	M6010B ICP	ZG	The ICP Serial Dilution was not used for data validation because the sample concentration was less than 50 times the MDL.
		Cobalt, total (3050)	M6010B ICP	ZG	The ICP Serial Dilution was not used for data validation because the sample concentration was less than 50 times the MDL.
		Copper, total (3050)	M6010B ICP	M3	The spike recovery value is unusable since the analyte concentration in the sample is disproportionate to the spike level. The recovery of the associated control sample (LCS or LFB) was acceptable.
	WG254718	Lead, total (3050)	M6020 ICP-MS	N1	See Case Narrative.
			M6020 ICP-MS	ZB	The ICP-MS Serial Dilution was not used for data validation because the sample concentration was less than 100 times the MDL.
	WG254675	Manganese, total (3050)	M6010B ICP	M3	The spike recovery value is unusable since the analyte concentration in the sample is disproportionate to the spike level. The recovery of the associated control sample (LCS or LFB) was acceptable.
		Molybdenum, total (3050)	M6010B ICP	ZG	The ICP Serial Dilution was not used for data validation because the sample concentration was less than 50 times the MDL.
		Nickel, total (3050)	M6010B ICP	ZG	The ICP Serial Dilution was not used for data validation because the sample concentration was less than 50 times the MDL.
		Zinc, total (3050)	M6010B ICP	ZG	The ICP Serial Dilution was not used for data validation because the sample concentration was less than 50 times the MDL.

Metals Analysis

The following parameters are not offered for certification or are not covered by NELAC certificate #ACZ.

Uranium, total (3050)	M6020 ICP-MS

Soil Analysis

The following parameters are not offered for certification or are not covered by NELAC certificate #ACZ.

Solids, Percent	CLPSOW390, PART F, D-98

ACZ Laboratories, Inc.
2773 Downhill Drive Steamboat Springs, CO 80487 (800) 334-5493

Sample Receipt

FMI Gold & Copper - Sierrita
OJ07R9

ACZ Project ID: L72397
Date Received: 10/10/2008
Received By:
Date Printed: 10/10/2008

Receipt Verification

	YES	NO	NA
1) Does this project require special handling procedures such as CLP protocol?			X
2) Are the custody seals on the cooler intact?	X		
3) Are the custody seals on the sample containers intact?			X
4) Is there a Chain of Custody or other directive shipping papers present?	X		
5) Is the Chain of Custody complete?	X		
6) Is the Chain of Custody in agreement with the samples received?	X		
7) Is there enough sample for all requested analyses?	X		
8) Are all samples within holding times for requested analyses?	X		
9) Were all sample containers received intact?		X	
10) Are the temperature blanks present?			X
11) Is the trip blank for Cyanide present?			X
12) Is the trip blank for VOA present?			X
13) Are samples requiring no headspace, headspace free?			X
14) Do the samples that require a Foreign Soils Permit have one?			X

Exceptions: If you answered no to any of the above questions, please describe

Sample #9 was received broken, was saved in a plastic bag per pm.

Contact (For any discrepancies, the client must be contacted)

N/A

Shipping Containers

Cooler Id	Temp (°C)	Rad (µR/hr)
2924	0.8	17

Client must contact ACZ Project Manager if analysis should not proceed for samples received outside of thermal preservation acceptance criteria.

Notes

ACZ Laboratories, Inc.
2773 Downhill Drive Steamboat Springs, CO 80487 (800) 334-5493

Sample Receipt

FMI Gold & Copper - Sierrita
OJ07R9

ACZ Project ID: L72397
Date Received: 10/10/2008
Received By:

Sample Container Preservation

SAMPLE	CLIENT ID	R < 2	G < 2	BK < 2	Y< 2	YG< 2	B< 2	O < 2	T >12	N/A	RAD	ID
L72397-01	ST-SB03 200-210									X		
L72397-02	ST-SB04 0-20									X		
L72397-03	ST-SB04 20-40									X		
L72397-04	ST-SB04 40-60									X		
L72397-05	ST-SB04 60-80									X		
L72397-06	ST-SB04 80-100									X		
L72397-07	ST-SB04 100-120									X		
L72397-08	ST-SB04 120-140									X		
L72397-09	ST-SB03 0-20									X		
L72397-10	ST-SB03 20-40									X		
L72397-11	ST-SB03 40-60									X		
L72397-12	ST-SB03 60-80									X		
L72397-13	ST-SB03 80-100									X		
L72397-14	ST-SB03 100-120									X		
L72397-15	ST-SB03 120-140									X		
L72397-16	ST-SB03 140-160									X		
L72397-17	ST-SB03 160-180									X		
L72397-18	ST-SB03 180-200									X		

Sample Container Preservation Legend

Abbreviation	Description	Container Type	Preservative/Limits
R	Raw/Nitric	RED	pH must be < 2
B	Filtered/Sulfuric	BLUE	pH must be < 2
BK	Filtered/Nitric	BLACK	pH must be < 2
G	Filtered/Nitric	GREEN	pH must be < 2
O	Raw/Sulfuric	ORANGE	pH must be < 2
P	Raw/NaOH	PURPLE	pH must be > 12 *
T	Raw/NaOH Zinc Acetate	TAN	pH must be > 12
Y	Raw/Sulfuric	YELLOW	pH must be < 2
YG	Raw/Sulfuric	YELLOW GLASS	pH must be < 2
N/A	No preservative needed	Not applicable	
RAD	Gamma/Beta dose rate	Not applicable	must be < 250 µR/hr

* pH check performed by analyst prior to sample preparation

Sample IDs Reviewed By: _____

ACZ Laboratories, Inc. L72397

2773 Downhill Drive Steamboat Springs, CO 80487 (800) 334-5493

CHAIN of CUSTODY

Report to:

Name: Ned Hall
Company: FMI - Sierrita
E-mail: Ned_Hall@FMI.com
Address: 6200 W. Duval Mine Rd Green Valley, Az. 85614
Telephone: 520-648-8851

Copy of Report to:

Name: Rick Smith, Steven Vaughn
Company: URS Corp
E-mail: Rick_Smith@URScorp.com
Telephone: Steven_Vaughn@URScorp.com

Invoice to:

Name: Ned Hall
Company: FMI - Sierrita
E-mail: Ned_Hall@FMI.com
Address: 6200 W. Duval Mine Rd. Green Valley, AZ P.O. Box 527
Telephone: 520-648-8857

If sample(s) received past holding time (HT), or if insufficient HT remains to complete analysis before expiration, shall ACZ proceed with requested short HT analyses? YES [ ] NO [ ]
If "NO" then ACZ will contact client for further instruction. If neither "YES" nor "NO" is indicated, ACZ will proceed with the requested analyses, even if HT is expired, and data will be qualified.

PROJECT INFORMATION

Quote #: JM 10/3/08
Project/PO #: ~~05079~~ 05079R9
Reporting state for compliance testing:
Sampler's Name: PR
Are any samples NRC licensable material?

ANALYSES REQUESTED *(attach list or use quote number)*

SAMPLE IDENTIFICATION	DATE:TIME	Matrix	# of Containers	See Attached 05079R9							
ST-SB03 200-210	10/3/08 1252	SO	1	X							
ST-SB04 0-20	10/5/08 1207	SO	1	X							
ST-SB04 20-40	10/5/08 1227	SO	1	X							
ST-SB04 40-60	10/5/08 1257	SO	1	X							
ST-SB04 60-80	10/5/08 1317	SO	1	X							
ST-SB04 80-100	10/5/08 1337	SO	1	X							
ST-SB04-100-120	10/6/08 0837	SO	1	X							
ST-SB04-120-140	10/6/08 0922	SO	1	X							
~~RS 10/9/08~~											

Matrix: SW (Surface Water) · GW (Ground Water) · WW (Waste Water) · DW (Drinking Water) · SL (Sludge) · SO (Soil) · OL (Oil) · Other

REMARKS/ SAMPLE DISCLOSURES

FedEX 7921 2326 8142

PAGE 1 of 2

Please refer to ACZ's terms & conditions located on the reverse side of this COC.

RELINQUISHED BY:	DATE:TIME	RECEIVED BY:	DATE:TIME
		[illegible]	10-10-08 10:12

FRMAD050.03.05.02 White - Return with sample. Yellow - Retain for your records.

ACZ Laboratories, Inc. L723997

2773 Downhill Drive Steamboat Springs, CO 80487 (800) 334-5493

CHAIN of CUSTODY

Report to:

Name: Ned Hall
Company: FMI-Sierrita
E-mail: Ned-Hall@FMI.com
Address: 6200 W Duval Mine Rd
Green Valley Az 85614
Telephone: 520-648-8857

Copy of Report to:

Name: Rick Smith & Steven Vaughn
Company: URS Corp
E-mail: Rick-Smith@urscorp.com
Telephone: Steven-Vaughn@urscorp.com

Invoice to:

Name: Ned Hall
Company: FMI-Sierrita
E-mail: Ned-Hall@FMI.com
Address: 6200 W. Duval Mine Rd
Green Valley Az P.O. Box 527
Telephone: 520-648-8857

If sample(s) received past holding time (HT), or if insufficient HT remains to complete analysis before expiration, shall ACZ proceed with requested short HT analyses? YES ☐ NO ☐
If "NO" then ACZ will contact client for further instruction. If neither "YES" nor "NO" is indicated, ACZ will proceed with the requested analyses, even if HT is expired, and data will be qualified.

PROJECT INFORMATION

Quote #:
Project/PO #: OJØ7R9
Reporting state for compliance testing:
Sampler's Name: PR
Are any samples NRC licensable material?

ANALYSES REQUESTED *(attach list or use quote number)*

SAMPLE IDENTIFICATION	DATE:TIME	Matrix	# of Containers	See Attached OJØ7R9							
ST-SB03 0-20	10/2/08 1222	SO	1	X							
ST-SB03 20-40	10/2/08 1247	SO	1	X							
ST-SB03 40-60	10/2/08 1307	SO	1	X							
ST-SB03 60-80	10/2/08 1332	SO	1	X							
ST-SB03 80-100	10/2/08 1417	SO	1	X							
ST-SB03 100-120	10/3/08 0857	SO	1	X							
ST-SB03 120-140	10/3/08 0937	SO	1	X							
ST-SB03 140-160	10/3/08 1022	SO	1	X							
ST-SB03 160-180	10/3/08 1142	SO	1	X							
ST-SB03 180-200	10/3/08 1227	SO	1	X							

Matrix: SW (Surface Water) · GW (Ground Water) · WW (Waste Water) · DW (Drinking Water) · SL (Sludge) · SO (Soil) · OL (Oil) · Other

REMARKS/ SAMPLE DISCLOSURES

FEDEX 7921 2326 8142

PAGE 2 of 2

Please refer to ACZ's terms & conditions located on the reverse side of this COC.

RELINQUISHED BY:	DATE:TIME	RECEIVED BY:	DATE:TIME
[signature]	10/9/08	WPL	10-10-08 10:12

FRMAD050.03.05.02 White - Return with sample. Yellow - Retain for your records.

ACZ Laboratories, Inc.
2773 Downhill Drive Steamboat Springs, CO 80487 (800) 334-5493

Analytical Report

October 30, 2008

Report to:
Ned Hall
FMI Gold & Copper - Sierrita
P.O. Box 527 6200 W. Duval Mine Rd.
Green Valley, AZ 85622-0527

Bill to:
Accounts Payable
FMI Gold & Copper - Sierrita
P.O. Box 2671
Phoenix, AZ 85002-2671

cc: Steve Vaughn, Rick Smith

Project ID: OJ07R9
ACZ Project ID: L72452

Ned Hall:

Enclosed are the analytical results for sample(s) submitted to ACZ Laboratories, Inc. (ACZ) on October 14, 2008. This project has been assigned to ACZ's project number, L72452. Please reference this number in all future inquiries.

All analyses were performed according to ACZ's Quality Assurance Plan, version 12.0. The enclosed results relate only to the samples received under L72452. Each section of this report has been reviewed and approved by the appropriate Laboratory Supervisor, or a qualified substitute.

Except as noted, the test results for the methods and parameters listed on ACZ's current NELAC certificate letter (#ACZ) meet all requirements of NELAC.

This report shall be used or copied only in its entirety. ACZ is not responsible for the consequences arising from the use of a partial report.

All samples and sub-samples associated with this project will be disposed of after November 30, 2008. If the samples are determined to be hazardous, additional charges apply for disposal (typically less than $10/sample). If you would like the samples to be held longer than ACZ's stated policy or to be returned, please contact your Project Manager or Customer Service Representative for further details and associated costs. ACZ retains analytical reports for five years.

If you have any questions or other needs, please contact your Project Manager.

S. Habermehl

Scott Habermehl has reviewed
and approved this report.

ACZ Laboratories, Inc.
2773 Downhill Drive Steamboat Springs, CO 80487 (800) 334-5493

Inorganic Analytical Results

FMI Gold & Copper - Sierrita
Project ID: OJ07R9
Sample ID: RA-SD-02-0-1.5D

ACZ Sample ID: ***L72452-01***
Date Sampled: *08/11/08 09:10*
Date Received: *10/14/08*
Sample Matrix: *Soil*

Metals Analysis

Parameter	EPA Method	Result	Qual	XQ	Units	MDL	PQL	Date	Analyst
Antimony, total (3050)	M6020 ICP-MS	4.3		*	mg/Kg	0.2	1	10/25/08 14:51	rac
Arsenic, total (3050)	M6020 ICP-MS	26.6		*	mg/Kg	0.3	0.5	10/25/08 14:51	rac
Barium, total (3050)	M6010B ICP	56.6			mg/Kg	0.3	2	10/24/08 23:44	aeh
Beryllium, total (3050)	M6010B ICP	0.3	B		mg/Kg	0.2	1	10/24/08 23:44	aeh
Cadmium, total (3050)	M6010B ICP		U		mg/Kg	0.5	2	10/24/08 23:44	aeh
Chromium, total (3050)	M6010B ICP	4	B		mg/Kg	1	5	10/24/08 23:44	aeh
Cobalt, total (3050)	M6010B ICP	3	B	*	mg/Kg	1	5	10/24/08 23:44	aeh
Copper, total (3050)	M6010B ICP	4240		*	mg/Kg	1	5	10/24/08 23:44	aeh
Lead, total (3050)	M6020 ICP-MS	137		*	mg/Kg	0.05	0.3	10/25/08 14:51	rac
Manganese, total (3050)	M6010B ICP	115			mg/Kg	0.5	3	10/24/08 23:44	aeh
Mercury, total	M7471A CVAA	0.09	BH	*	mg/Kg	0.04	0.2	10/22/08 11:13	pmc
Molybdenum, total (3050)	M6010B ICP	550		*	mg/Kg	1	5	10/28/08 0:54	aeh
Nickel, total (3050)	M6010B ICP	2	B		mg/Kg	1	5	10/24/08 23:44	aeh
Selenium, total (3050)	M6020 ICP-MS	4.12			mg/Kg	0.05	0.3	10/25/08 14:51	rac
Thallium, total (3050)	M6020 ICP-MS	0.31		*	mg/Kg	0.05	0.3	10/28/08 22:39	rac
Uranium, total (3050)	M6020 ICP-MS	1.63		*	mg/Kg	0.05	0.3	10/25/08 14:51	rac
Zinc, total (3050)	M6010B ICP	44			mg/Kg	1	5	10/24/08 23:44	aeh

Soil Analysis

Parameter	EPA Method	Result	Qual	XQ	Units	MDL	PQL	Date	Analyst
Solids, Percent	CLPSOW390, PART F, D-98	89.2		*	%	0.1	0.5	10/16/08 12:00	mjc

Soil Preparation

Parameter	EPA Method	Result	Qual	XQ	Units	MDL	PQL	Date	Analyst
Air Dry at 34 Degrees C	USDA No. 1, 1972			*				10/16/08 11:30	mjc
Digestion - Hot Plate	M3050B ICP-MS							10/22/08 2:45	bjl/brd
Sieve-2000 um (2.0mm)	ASA No.9, 15-4.2.2			*				10/21/08 11:30	mjc

Arizona license number: AZ0102

** Please refer to Qualifier Reports for details.*

ACZ Laboratories, Inc.
2773 Downhill Drive Steamboat Springs, CO 80487 (800) 334-5493

Inorganic Analytical Results

FMI Gold & Copper - Sierrita
Project ID: OJ07R9
Sample ID: RA-SD-02-1.5-3.0D

ACZ Sample ID: ***L72452-02***
Date Sampled: *08/11/08 09:30*
Date Received: *10/14/08*
Sample Matrix: *Soil*

Metals Analysis

Parameter	EPA Method	Result	Qual	XQ	Units	MDL	PQL	Date	Analyst
Antimony, total (3050)	M6020 ICP-MS	9.4		*	mg/Kg	0.2	1	10/25/08 14:57	rac
Arsenic, total (3050)	M6020 ICP-MS	55.1		*	mg/Kg	0.3	0.5	10/25/08 14:57	rac
Barium, total (3050)	M6010B ICP	99.6			mg/Kg	0.3	2	10/25/08 0:06	aeh
Beryllium, total (3050)	M6010B ICP	0.7	B		mg/Kg	0.2	1	10/25/08 0:06	aeh
Cadmium, total (3050)	M6010B ICP		U		mg/Kg	0.5	2	10/25/08 0:06	aeh
Chromium, total (3050)	M6010B ICP	7			mg/Kg	1	5	10/25/08 0:06	aeh
Cobalt, total (3050)	M6010B ICP	4	B	*	mg/Kg	1	5	10/25/08 0:06	aeh
Copper, total (3050)	M6010B ICP	4790		*	mg/Kg	1	5	10/25/08 0:06	aeh
Lead, total (3050)	M6020 ICP-MS	87.80		*	mg/Kg	0.05	0.3	10/25/08 14:57	rac
Manganese, total (3050)	M6010B ICP	175			mg/Kg	0.5	3	10/25/08 0:06	aeh
Mercury, total	M7471A CVAA	0.10	BH	*	mg/Kg	0.05	0.2	10/22/08 11:15	pmc
Molybdenum, total (3050)	M6010B ICP	1430		*	mg/Kg	1	5	10/28/08 1:14	aeh
Nickel, total (3050)	M6010B ICP	4	B		mg/Kg	1	5	10/25/08 0:06	aeh
Selenium, total (3050)	M6020 ICP-MS	4.73			mg/Kg	0.05	0.3	10/25/08 14:57	rac
Thallium, total (3050)	M6020 ICP-MS	0.29	B	*	mg/Kg	0.05	0.3	10/28/08 22:43	rac
Uranium, total (3050)	M6020 ICP-MS	3.58		*	mg/Kg	0.05	0.3	10/25/08 14:57	rac
Zinc, total (3050)	M6010B ICP	86			mg/Kg	1	5	10/25/08 0:06	aeh

Soil Analysis

Parameter	EPA Method	Result	Qual	XQ	Units	MDL	PQL	Date	Analyst
Solids, Percent	CLPSOW390, PART F, D-98	80.0		*	%	0.1	0.5	10/16/08 12:00	mjc

Soil Preparation

Parameter	EPA Method	Result	Qual	XQ	Units	MDL	PQL	Date	Analyst
Air Dry at 34 Degrees C	USDA No. 1, 1972			*				10/16/08 11:36	mjc
Digestion - Hot Plate	M3050B ICP-MS							10/22/08 6:01	bjl/brd
Sieve-2000 um (2.0mm)	ASA No.9, 15-4.2.2			*				10/21/08 11:36	mjc

Arizona license number: AZ0102

** Please refer to Qualifier Reports for details.*

ACZ Laboratories, Inc.
2773 Downhill Drive Steamboat Springs, CO 80487 (800) 334-5493

Inorganic Analytical Results

FMI Gold & Copper - Sierrita
Project ID: OJ07R9
Sample ID: RA-SD-01-0-1.5D

ACZ Sample ID: ***L72452-03***
Date Sampled: *08/11/08 09:50*
Date Received: *10/14/08*
Sample Matrix: *Soil*

Metals Analysis

Parameter	EPA Method	Result	Qual	XQ	Units	MDL	PQL	Date	Analyst
Antimony, total (3050)	M6020 ICP-MS	0.8	B	*	mg/Kg	0.2	1	10/25/08 15:14	rac
Arsenic, total (3050)	M6020 ICP-MS	10.9		*	mg/Kg	0.3	0.5	10/25/08 15:14	rac
Barium, total (3050)	M6010B ICP	87.2			mg/Kg	0.3	2	10/25/08 0:09	aeh
Beryllium, total (3050)	M6010B ICP	0.7	B		mg/Kg	0.2	1	10/25/08 0:09	aeh
Cadmium, total (3050)	M6010B ICP		U		mg/Kg	0.5	2	10/25/08 0:09	aeh
Chromium, total (3050)	M6010B ICP	11			mg/Kg	1	5	10/25/08 0:09	aeh
Cobalt, total (3050)	M6010B ICP	5		*	mg/Kg	1	5	10/25/08 0:09	aeh
Copper, total (3050)	M6010B ICP	3410		*	mg/Kg	1	5	10/25/08 0:09	aeh
Lead, total (3050)	M6020 ICP-MS	57.30		*	mg/Kg	0.05	0.3	10/25/08 15:14	rac
Manganese, total (3050)	M6010B ICP	344			mg/Kg	0.5	3	10/25/08 0:09	aeh
Mercury, total	M7471A CVAA		UH	*	mg/Kg	0.05	0.3	10/22/08 11:18	pmc
Molybdenum, total (3050)	M6010B ICP	1160		*	mg/Kg	1	5	10/28/08 1:17	aeh
Nickel, total (3050)	M6010B ICP	5	B		mg/Kg	1	5	10/25/08 0:09	aeh
Selenium, total (3050)	M6020 ICP-MS	3.66			mg/Kg	0.05	0.3	10/25/08 15:14	rac
Thallium, total (3050)	M6020 ICP-MS	0.30		*	mg/Kg	0.05	0.3	10/28/08 23:05	rac
Uranium, total (3050)	M6020 ICP-MS	4.32		*	mg/Kg	0.05	0.3	10/25/08 15:14	rac
Zinc, total (3050)	M6010B ICP	110			mg/Kg	1	5	10/25/08 0:09	aeh

Soil Analysis

Parameter	EPA Method	Result	Qual	XQ	Units	MDL	PQL	Date	Analyst
Solids, Percent	CLPSOW390, PART F, D-98	73.7		*	%	0.1	0.5	10/16/08 12:00	mjc

Soil Preparation

Parameter	EPA Method	Result	Qual	XQ	Units	MDL	PQL	Date	Analyst
Air Dry at 34 Degrees C	USDA No. 1, 1972			*				10/16/08 11:42	mjc
Digestion - Hot Plate	M3050B ICP-MS							10/22/08 9:17	bjl/brd
Sieve-2000 um (2.0mm)	ASA No.9, 15-4.2.2			*				10/21/08 11:42	mjc

Arizona license number: AZ0102

** Please refer to Qualifier Reports for details.*

ACZ Laboratories, Inc.
2773 Downhill Drive Steamboat Springs, CO 80487 (800) 334-5493

Inorganic Analytical Results

FMI Gold & Copper - Sierrita
Project ID: OJ07R9
Sample ID: RA-SD-01-1.5-3.0D

ACZ Sample ID: ***L72452-04***
Date Sampled: *08/11/08 10:05*
Date Received: *10/14/08*
Sample Matrix: *Soil*

Metals Analysis

Parameter	EPA Method	Result	Qual	XQ	Units	MDL	PQL	Date	Analyst
Antimony, total (3050)	M6020 ICP-MS	3.2		*	mg/Kg	0.2	1	10/25/08 15:19	rac
Arsenic, total (3050)	M6020 ICP-MS	21.5		*	mg/Kg	0.3	0.5	10/25/08 15:19	rac
Barium, total (3050)	M6010B ICP	77.3			mg/Kg	0.3	2	10/25/08 0:13	aeh
Beryllium, total (3050)	M6010B ICP	0.8	B		mg/Kg	0.2	1	10/25/08 0:13	aeh
Cadmium, total (3050)	M6010B ICP		U		mg/Kg	0.5	2	10/25/08 0:13	aeh
Chromium, total (3050)	M6010B ICP	13			mg/Kg	1	5	10/25/08 0:13	aeh
Cobalt, total (3050)	M6010B ICP	6		*	mg/Kg	1	5	10/25/08 0:13	aeh
Copper, total (3050)	M6010B ICP	6150		*	mg/Kg	1	5	10/25/08 0:13	aeh
Lead, total (3050)	M6020 ICP-MS	95.50		*	mg/Kg	0.05	0.3	10/25/08 15:19	rac
Manganese, total (3050)	M6010B ICP	255			mg/Kg	0.5	3	10/25/08 0:13	aeh
Mercury, total	M7471A CVAA	0.09	BH	*	mg/Kg	0.05	0.3	10/22/08 11:20	pmc
Molybdenum, total (3050)	M6010B ICP	1090		*	mg/Kg	1	5	10/28/08 1:21	aeh
Nickel, total (3050)	M6010B ICP	4	B		mg/Kg	1	5	10/25/08 0:13	aeh
Selenium, total (3050)	M6020 ICP-MS	3.99			mg/Kg	0.05	0.3	10/25/08 15:19	rac
Thallium, total (3050)	M6020 ICP-MS	0.28	B	*	mg/Kg	0.05	0.3	10/28/08 23:10	rac
Uranium, total (3050)	M6020 ICP-MS	9.04		*	mg/Kg	0.05	0.3	10/25/08 15:19	rac
Zinc, total (3050)	M6010B ICP	150			mg/Kg	1	5	10/25/08 0:13	aeh

Soil Analysis

Parameter	EPA Method	Result	Qual	XQ	Units	MDL	PQL	Date	Analyst
Solids, Percent	CLPSOW390, PART F, D-98	68.1		*	%	0.1	0.5	10/16/08 12:00	mjc

Soil Preparation

Parameter	EPA Method	Result	Qual	XQ	Units	MDL	PQL	Date	Analyst
Air Dry at 34 Degrees C	USDA No. 1, 1972			*				10/16/08 11:48	mjc
Digestion - Hot Plate	M3050B ICP-MS							10/22/08 10:23	bjl/brd
Sieve-2000 um (2.0mm)	ASA No.9, 15-4.2.2			*				10/21/08 11:48	mjc

Arizona license number: AZ0102

** Please refer to Qualifier Reports for details.*

ACZ Laboratories, Inc.
2773 Downhill Drive Steamboat Springs, CO 80487 (800) 334-5493

Inorganic Analytical Results

FMI Gold & Copper - Sierrita
Project ID: OJ07R9
Sample ID: RA-JS-02-0-1D

ACZ Sample ID: ***L72452-05***
Date Sampled: *08/11/08 10:25*
Date Received: *10/14/08*
Sample Matrix: *Soil*

Metals Analysis

Parameter	EPA Method	Result	Qual	XQ	Units	MDL	PQL	Date	Analyst
Antimony, total (3050)	M6020 ICP-MS	18.1		*	mg/Kg	0.4	2	10/25/08 15:25	rac
Arsenic, total (3050)	M6020 ICP-MS	81.6		*	mg/Kg	0.5	1	10/25/08 15:25	rac
Barium, total (3050)	M6010B ICP	70			mg/Kg	3	20	10/25/08 0:17	aeh
Beryllium, total (3050)	M6010B ICP		U		mg/Kg	2	10	10/25/08 0:17	aeh
Cadmium, total (3050)	M6010B ICP		U		mg/Kg	5	20	10/25/08 0:17	aeh
Chromium, total (3050)	M6010B ICP		U		mg/Kg	10	50	10/25/08 0:17	aeh
Cobalt, total (3050)	M6010B ICP	30	B	*	mg/Kg	10	50	10/25/08 0:17	aeh
Copper, total (3050)	M6010B ICP	88000		*	mg/Kg	10	50	10/25/08 0:17	aeh
Lead, total (3050)	M6020 ICP-MS	326		*	mg/Kg	0.1	0.5	10/25/08 15:25	rac
Manganese, total (3050)	M6010B ICP	223			mg/Kg	5	30	10/25/08 0:17	aeh
Mercury, total	M7471A CVAA	0.09	BH	*	mg/Kg	0.05	0.2	10/22/08 11:23	pmc
Molybdenum, total (3050)	M6010B ICP	3430		*	mg/Kg	10	50	10/28/08 1:24	aeh
Nickel, total (3050)	M6010B ICP	10	B		mg/Kg	10	50	10/25/08 0:17	aeh
Selenium, total (3050)	M6020 ICP-MS	26.3			mg/Kg	0.1	0.5	10/25/08 15:25	rac
Thallium, total (3050)	M6020 ICP-MS	0.3	B	*	mg/Kg	0.1	0.5	10/28/08 23:14	rac
Uranium, total (3050)	M6020 ICP-MS	3.4		*	mg/Kg	0.1	0.5	10/25/08 15:25	rac
Zinc, total (3050)	M6010B ICP	540			mg/Kg	10	50	10/25/08 0:17	aeh

Soil Analysis

Parameter	EPA Method	Result	Qual	XQ	Units	MDL	PQL	Date	Analyst
Solids, Percent	CLPSOW390, PART F, D-98	75.0		*	%	0.1	0.5	10/16/08 12:00	mjc

Soil Preparation

Parameter	EPA Method	Result	Qual	XQ	Units	MDL	PQL	Date	Analyst
Air Dry at 34 Degrees C	USDA No. 1, 1972			*				10/16/08 11:54	mjc
Digestion - Hot Plate	M3050B ICP-MS							10/22/08 11:28	bjl/brd
Sieve-2000 um (2.0mm)	ASA No.9, 15-4.2.2			*				10/21/08 11:54	mjc

Arizona license number: AZ0102

** Please refer to Qualifier Reports for details.*

ACZ Laboratories, Inc.
2773 Downhill Drive Steamboat Springs, CO 80487 (800) 334-5493

Inorganic Analytical Results

FMI Gold & Copper - Sierrita
Project ID: OJ07R9
Sample ID: RA-JS-02-1-3D

ACZ Sample ID: ***L72452-06***
Date Sampled: *08/11/08 10:45*
Date Received: *10/14/08*
Sample Matrix: *Soil*

Metals Analysis

Parameter	EPA Method	Result	Qual	XQ	Units	MDL	PQL	Date	Analyst
Antimony, total (3050)	M6020 ICP-MS	5.2		*	mg/Kg	0.2	1	10/25/08 15:31	rac
Arsenic, total (3050)	M6020 ICP-MS	44.9		*	mg/Kg	0.3	0.5	10/25/08 15:31	rac
Barium, total (3050)	M6010B ICP	73.7			mg/Kg	0.3	2	10/25/08 0:20	aeh
Beryllium, total (3050)	M6010B ICP	0.8	B		mg/Kg	0.2	1	10/25/08 0:20	aeh
Cadmium, total (3050)	M6010B ICP	1.4	B		mg/Kg	0.5	2	10/25/08 0:20	aeh
Chromium, total (3050)	M6010B ICP	9			mg/Kg	1	5	10/25/08 0:20	aeh
Cobalt, total (3050)	M6010B ICP	14		*	mg/Kg	1	5	10/25/08 0:20	aeh
Copper, total (3050)	M6010B ICP	10600		*	mg/Kg	2	10	10/28/08 1:27	aeh
Lead, total (3050)	M6020 ICP-MS	134		*	mg/Kg	0.05	0.3	10/25/08 15:31	rac
Manganese, total (3050)	M6010B ICP	383			mg/Kg	0.5	3	10/25/08 0:20	aeh
Mercury, total	M7471A CVAA	0.22	BH	*	mg/Kg	0.05	0.3	10/22/08 11:25	pmc
Molybdenum, total (3050)	M6010B ICP	1950		*	mg/Kg	2	10	10/28/08 1:27	aeh
Nickel, total (3050)	M6010B ICP	6			mg/Kg	1	5	10/25/08 0:20	aeh
Selenium, total (3050)	M6020 ICP-MS	4.77			mg/Kg	0.05	0.3	10/25/08 15:31	rac
Thallium, total (3050)	M6020 ICP-MS	0.35		*	mg/Kg	0.05	0.3	10/28/08 23:18	rac
Uranium, total (3050)	M6020 ICP-MS	10.50		*	mg/Kg	0.05	0.3	10/25/08 15:31	rac
Zinc, total (3050)	M6010B ICP	426			mg/Kg	1	5	10/25/08 0:20	aeh

Soil Analysis

Parameter	EPA Method	Result	Qual	XQ	Units	MDL	PQL	Date	Analyst
Solids, Percent	CLPSOW390, PART F, D-98	70.6		*	%	0.1	0.5	10/16/08 12:00	mjc

Soil Preparation

Parameter	EPA Method	Result	Qual	XQ	Units	MDL	PQL	Date	Analyst
Air Dry at 34 Degrees C	USDA No. 1, 1972			*				10/16/08 12:00	mjc
Digestion - Hot Plate	M3050B ICP-MS							10/22/08 12:33	bjl/brd
Sieve-2000 um (2.0mm)	ASA No.9, 15-4.2.2			*				10/21/08 12:00	mjc

Arizona license number: AZ0102

** Please refer to Qualifier Reports for details.*

Report Header Explanations

Batch	A distinct set of samples analyzed at a specific time
Found	Value of the QC Type of interest
Limit	Upper limit for RPD, in %.
Lower	Lower Recovery Limit, in % (except for LCSS, mg/Kg)
MDL	Method Detection Limit. Same as Minimum Reporting Limit. Allows for instrument and annual fluctuations.
PCN/SCN	A number assigned to reagents/standards to trace to the manufacturer's certificate of analysis
PQL	Practical Quantitation Limit, typically 5 times the MDL.
QC	True Value of the Control Sample or the amount added to the Spike
Rec	Amount of the true value or spike added recovered, in % (except for LCSS, mg/Kg)
RPD	Relative Percent Difference, calculation used for Duplicate QC Types
Upper	Upper Recovery Limit, in % (except for LCSS, mg/Kg)
Sample	Value of the Sample of interest

QC Sample Types

AS	Analytical Spike (Post Digestion)	LCSWD	Laboratory Control Sample - Water Duplicate
ASD	Analytical Spike (Post Digestion) Duplicate	LFB	Laboratory Fortified Blank
CCB	Continuing Calibration Blank	LFM	Laboratory Fortified Matrix
CCV	Continuing Calibration Verification standard	LFMD	Laboratory Fortified Matrix Duplicate
DUP	Sample Duplicate	LRB	Laboratory Reagent Blank
ICB	Initial Calibration Blank	MS	Matrix Spike
ICV	Initial Calibration Verification standard	MSD	Matrix Spike Duplicate
ICSAB	Inter-element Correction Standard - A plus B solutions	PBS	Prep Blank - Soil
LCSS	Laboratory Control Sample - Soil	PBW	Prep Blank - Water
LCSSD	Laboratory Control Sample - Soil Duplicate	PQV	Practical Quantitation Verification standard
LCSW	Laboratory Control Sample - Water	SDL	Serial Dilution

QC Sample Type Explanations

Blanks	Verifies that there is no or minimal contamination in the prep method or calibration procedure.
Control Samples	Verifies the accuracy of the method, including the prep procedure.
Duplicates	Verifies the precision of the instrument and/or method.
Spikes/Fortified Matrix	Determines sample matrix interferences, if any.
Standard	Verifies the validity of the calibration.

ACZ Qualifiers (Qual)

B	Analyte concentration detected at a value between MDL and PQL. The associated value is an estimated quantity.
H	Analysis exceeded method hold time. pH is a field test with an immediate hold time.
U	The material was analyzed for, but was not detected above the level of the associated value. The associated value is either the sample quantitation limit or the sample detection limit.

Method References

(1)	EPA 600/4-83-020. Methods for Chemical Analysis of Water and Wastes, March 1983.
(2)	EPA 600/R-93-100. Methods for the Determination of Inorganic Substances in Environmental Samples, August 1993.
(3)	EPA 600/R-94-111. Methods for the Determination of Metals in Environmental Samples - Supplement I, May 1994.
(5)	EPA SW-846. Test Methods for Evaluating Solid Waste, Third Edition with Update III, December 1996.
(6)	Standard Methods for the Examination of Water and Wastewater, 19th edition, 1995.

Comments

(1)	QC results calculated from raw data. Results may vary slightly if the rounded values are used in the calculations.
(2)	Soil, Sludge, and Plant matrices for Inorganic analyses are reported on a dry weight basis.
(3)	Animal matrices for Inorganic analyses are reported on an "as received" basis.

FMI Gold & Copper - Sierrita
Project ID: OJ07R9

ACZ Project ID: ***L72452***

Antimony, total (3050) M6020 ICP-MS

ACZ ID	Type	Analyzed	PCN/SCN	QC	Sample	Found	Units	Rec	Lower	Upper	RPD	Limit	Qual
WG254411													
WG254411ICV1	ICV	10/25/08 13:20	MS081003-4	.02		.02004	mg/L	100.2	90	110			
WG254411ICB1	ICB	10/25/08 13:25				U	mg/L		-0.0012	0.0012			
L72263-01MS	MS	10/25/08 14:11	MS081003-7	5.2	1.1	6.17	mg/Kg	97.5	75	125			
L72263-01MSD	MSD	10/25/08 14:17	MS081003-7	5.2	1.1	5.42	mg/Kg	83.1	75	125	12.94	20	
WG254288PBS	PBS	10/25/08 14:23				.46	mg/Kg		-0.6	0.6			
WG254288LCSS	LCSS	10/25/08 14:40	PCN30918	138		135.2	mg/Kg		0	322			
WG254288LCSSD	LCSSD	10/25/08 14:45	PCN30918	138		128	mg/Kg		0	322	5.5	20	
L72452-02MS	MS	10/25/08 15:02	MS081013-3	5.05	9.4	10.37	mg/Kg	19.2	75	125			M2
L72452-02MSD	MSD	10/25/08 15:08	MS081013-3	5.05	9.4	11.26	mg/Kg	36.8	75	125	8.23	20	M2

Arsenic, total (3050) M6020 ICP-MS

ACZ ID	Type	Analyzed	PCN/SCN	QC	Sample	Found	Units	Rec	Lower	Upper	RPD	Limit	Qual
WG254411													
WG254411ICV1	ICV	10/25/08 13:20	MS081003-4	.05		.05239	mg/L	104.8	90	110			
WG254411ICB1	ICB	10/25/08 13:25				U	mg/L		-0.0015	0.0015			
L72263-01MS	MS	10/25/08 14:11	MS081003-7	26	1.9	28.83	mg/Kg	103.6	75	125			
L72263-01MSD	MSD	10/25/08 14:17	MS081003-7	26	1.9	26.58	mg/Kg	94.9	75	125	8.12	20	
WG254288PBS	PBS	10/25/08 14:23				U	mg/Kg		-0.9	0.9			
WG254288LCSS	LCSS	10/25/08 14:40	PCN30918	123		130	mg/Kg		102	144			
WG254288LCSSD	LCSSD	10/25/08 14:45	PCN30918	123		110.9	mg/Kg		102	144	15.9	20	
L72452-02MS	MS	10/25/08 15:02	MS081013-3	25.25	55.1	65.04	mg/Kg	39.4	75	125			M2
L72452-02MSD	MSD	10/25/08 15:08	MS081013-3	25.25	55.1	71.71	mg/Kg	65.8	75	125	9.76	20	M2

Barium, total (3050) M6010B ICP

ACZ ID	Type	Analyzed	PCN/SCN	QC	Sample	Found	Units	Rec	Lower	Upper	RPD	Limit	Qual
WG254436													
WG254436ICV	ICV	10/24/08 23:15	II080820-1	2		2.0214	mg/L	101.1	90	110			
WG254436ICB	ICB	10/24/08 23:18				U	mg/L		-0.009	0.009			
WG254288PBS	PBS	10/24/08 23:33				U	mg/Kg		-0.9	0.9			
WG254288LCSS	LCSS	10/24/08 23:37	PCN30918	256		271.61	mg/Kg		206	306			
WG254288LCSSD	LCSSD	10/24/08 23:40	PCN30918	256		236.28	mg/Kg		206	306	13.9	20	
L72452-01MS	MS	10/24/08 23:51	II081016-2	50.5	56.6	97.85	mg/Kg	81.7	75	125			
L72452-01MSD	MSD	10/24/08 23:55	II081016-2	50.5	56.6	99.84	mg/Kg	85.6	75	125	2.01	20	

Beryllium, total (3050) M6010B ICP

ACZ ID	Type	Analyzed	PCN/SCN	QC	Sample	Found	Units	Rec	Lower	Upper	RPD	Limit	Qual
WG254436													
WG254436ICV	ICV	10/24/08 23:15	II080820-1	2		1.9778	mg/L	98.9	90	110			
WG254436ICB	ICB	10/24/08 23:18				U	mg/L		-0.006	0.006			
WG254288PBS	PBS	10/24/08 23:33				U	mg/Kg		-0.6	0.6			
WG254288LCSS	LCSS	10/24/08 23:37	PCN30918	75.9		81.67	mg/Kg		62.8	89.1			
WG254288LCSSD	LCSSD	10/24/08 23:40	PCN30918	75.9		68.27	mg/Kg		62.8	89.1	17.9	20	
L72452-01MS	MS	10/24/08 23:51	II081016-2	50.5	.3	50.54	mg/Kg	99.5	75	125			
L72452-01MSD	MSD	10/24/08 23:55	II081016-2	50.5	.3	50.13	mg/Kg	98.7	75	125	0.81	20	

FMI Gold & Copper - Sierrita ACZ Project ID: ***L72452***

Project ID: OJ07R9

Cadmium, total (3050) M6010B ICP

ACZ ID	Type	Analyzed	PCN/SCN	QC	Sample	Found	Units	Rec	Lower	Upper	RPD	Limit	Qual
WG254436													
WG254436ICV	ICV	10/24/08 23:15	II080820-1	2		1.9292	mg/L	96.5	90	110			
WG254436ICB	ICB	10/24/08 23:18				U	mg/L		-0.015	0.015			
WG254288PBS	PBS	10/24/08 23:33				U	mg/Kg		-1.5	1.5			
WG254288LCSS	LCSS	10/24/08 23:37	PCN30918	258		257.76	mg/Kg		216	301			
WG254288LCSSD	LCSSD	10/24/08 23:40	PCN30918	258		220.73	mg/Kg		216	301	15.5	20	
L72452-01MS	MS	10/24/08 23:51	II081016-2	50.5	U	46.11	mg/Kg	91.3	75	125			
L72452-01MSD	MSD	10/24/08 23:55	II081016-2	50.5	U	45.75	mg/Kg	90.6	75	125	0.78	20	

Chromium, total (3050) M6010B ICP

ACZ ID	Type	Analyzed	PCN/SCN	QC	Sample	Found	Units	Rec	Lower	Upper	RPD	Limit	Qual
WG254436													
WG254436ICV	ICV	10/24/08 23:15	II080820-1	2		1.919	mg/L	96	90	110			
WG254436ICB	ICB	10/24/08 23:18				U	mg/L		-0.03	0.03			
WG254288PBS	PBS	10/24/08 23:33				U	mg/Kg		-3	3			
WG254288LCSS	LCSS	10/24/08 23:37	PCN30918	138		142.1	mg/Kg		113	163			
WG254288LCSSD	LCSSD	10/24/08 23:40	PCN30918	138		122.5	mg/Kg		113	163	14.8	20	
L72452-01MS	MS	10/24/08 23:51	II081016-2	50.5	4	50.9	mg/Kg	92.9	75	125			
L72452-01MSD	MSD	10/24/08 23:55	II081016-2	50.5	4	51.5	mg/Kg	94.1	75	125	1.17	20	

Cobalt, total (3050) M6010B ICP

ACZ ID	Type	Analyzed	PCN/SCN	QC	Sample	Found	Units	Rec	Lower	Upper	RPD	Limit	Qual
WG254436													
WG254436ICV	ICV	10/24/08 23:15	II080820-1	2.002		1.979	mg/L	98.9	90	110			
WG254436ICB	ICB	10/24/08 23:18				U	mg/L		-0.03	0.03			
WG254288PBS	PBS	10/24/08 23:33				U	mg/Kg		-3	3			
WG254288LCSS	LCSS	10/24/08 23:37	PCN30918	216		219.8	mg/Kg		181	252			
WG254288LCSSD	LCSSD	10/24/08 23:40	PCN30918	216		192.8	mg/Kg		181	252	13.1	20	
L72452-01MS	MS	10/24/08 23:51	II081016-2	50.5	3	50.2	mg/Kg	93.5	75	125			
L72452-01MSD	MSD	10/24/08 23:55	II081016-2	50.5	3	50	mg/Kg	93.1	75	125	0.4	20	

FMI Gold & Copper - Sierrita ACZ Project ID: ***L72452***

Project ID: OJ07R9

Copper, total (3050) M6010B ICP

ACZ ID	Type	Analyzed	PCN/SCN	QC	Sample	Found	Units	Rec	Lower	Upper	RPD	Limit	Qual
WG254436													
WG254436ICV	ICV	10/24/08 23:15	II080820-1	2		1.957	mg/L	97.9	90	110			
WG254436ICB	ICB	10/24/08 23:18				U	mg/L		-0.03	0.03			
WG254288PBS	PBS	10/24/08 23:33				U	mg/Kg		-3	3			
WG254288LCSS	LCSS	10/24/08 23:37	PCN30918	122		120.1	mg/Kg		102	141			
WG254288LCSSD	LCSSD	10/24/08 23:40	PCN30918	122		102	mg/Kg		102	141	16.3	20	
L72452-01MS	MS	10/24/08 23:51	II081016-2	50.5	4240	4267.4	mg/Kg	54.3	75	125			M3
L72452-01MSD	MSD	10/24/08 23:55	II081016-2	50.5	4240	3713.4	mg/Kg	-1042.8	75	125	13.88	20	M3
WG254571													
WG254571ICV	ICV	10/28/08 0:28	II080820-1	2		1.96	mg/L	98	90	110			
WG254571ICB	ICB	10/28/08 0:31				U	mg/L		-0.03	0.03			
WG254288PBS	PBS	10/28/08 0:44				U	mg/Kg		-3	3			
WG254288LCSS	LCSS	10/28/08 0:48	PCN30918	122		116.8	mg/Kg		102	141			
WG254288LCSSD	LCSSD	10/28/08 0:51	PCN30918	122		99.9	mg/Kg		102	141	15.6	20	RL
L72452-01MS	MS	10/28/08 1:01	II081016-2	50.5	4130	4220.7	mg/Kg	179.6	75	125			M3
L72452-01MSD	MSD	10/28/08 1:04	II081016-2	50.5	4130	3655.3	mg/Kg	-940	75	125	14.36	20	M3

Lead, total (3050) M6020 ICP-MS

ACZ ID	Type	Analyzed	PCN/SCN	QC	Sample	Found	Units	Rec	Lower	Upper	RPD	Limit	Qual
WG254411													
WG254411ICV1	ICV	10/25/08 13:20	MS081003-4	.05		.0479	mg/L	95.8	90	110			
WG254411ICB1	ICB	10/25/08 13:25				U	mg/L		-0.0003	0.0003			
L72263-01MS	MS	10/25/08 14:11	MS081003-7	26	8.64	30.42	mg/Kg	83.8	75	125			
L72263-01MSD	MSD	10/25/08 14:17	MS081003-7	26	8.64	29.344	mg/Kg	79.6	75	125	3.6	20	
WG254288PBS	PBS	10/25/08 14:23				U	mg/Kg		-0.15	0.15			
WG254288LCSS	LCSS	10/25/08 14:40	PCN30918	136		128.45	mg/Kg		110	163			
WG254288LCSSD	LCSSD	10/25/08 14:45	PCN30918	136		121.9	mg/Kg		110	163	5.2	20	
L72452-02MS	MS	10/25/08 15:02	MS081013-3	25.25	87.8	100.142	mg/Kg	48.9	75	125			MA
L72452-02MSD	MSD	10/25/08 15:08	MS081013-3	25.25	87.8	108.525	mg/Kg	82.1	75	125	8.03	20	

Manganese, total (3050) M6010B ICP

ACZ ID	Type	Analyzed	PCN/SCN	QC	Sample	Found	Units	Rec	Lower	Upper	RPD	Limit	Qual
WG254436													
WG254436ICV	ICV	10/24/08 23:15	II080820-1	2		1.9454	mg/L	97.3	90	110			
WG254436ICB	ICB	10/24/08 23:18				U	mg/L		-0.015	0.015			
WG254288PBS	PBS	10/24/08 23:33				U	mg/Kg		-1.5	1.5			
WG254288LCSS	LCSS	10/24/08 23:37	PCN30918	570		599.82	mg/Kg		470	670			
WG254288LCSSD	LCSSD	10/24/08 23:40	PCN30918	570		530.48	mg/Kg		470	670	12.3	20	
L72452-01MS	MS	10/24/08 23:51	II081016-2	50.5	115	168.01	mg/Kg	105	75	125			
L72452-01MSD	MSD	10/24/08 23:55	II081016-2	50.5	115	171.87	mg/Kg	112.6	75	125	2.27	20	

FMI Gold & Copper - Sierrita ACZ Project ID: ***L72452***

Project ID: OJ07R9

Mercury, total M7471A CVAA

ACZ ID	Type	Analyzed	PCN/SCN	QC	Sample	Found	Units	Rec	Lower	Upper	RPD	Limit	Qual
WG254168													
WG254168ICV	ICV	10/22/08 9:11	II081007-3	.01		.00989	mg/L	98.9	90	110			
WG254168ICB	ICB	10/22/08 9:14				U	mg/L		-0.0006	0.0006			
WG254170													
WG254170PBS	PBS	10/22/08 10:43				U	mg/Kg		-0.12	0.12			
WG254170LCSS	LCSS	10/22/08 10:45	PCN30762	6.24		5.95	mg/Kg		4.44	8.03			
WG254170LCSSD	LCSSD	10/22/08 10:48	PCN30762	6.24		5.53	mg/Kg		4.44	8.03	7.3	20	
L72307-01MS	MS	10/22/08 10:53	II080822-5	1.175	U	1.192	mg/Kg	101.4	85	115			
L72307-01MSD	MSD	10/22/08 10:55	II080822-5	1.15	U	1.154	mg/Kg	100.3	85	115	3.24	20	

Molybdenum, total (3050) M6010B ICP

ACZ ID	Type	Analyzed	PCN/SCN	QC	Sample	Found	Units	Rec	Lower	Upper	RPD	Limit	Qual
WG254571													
WG254571ICV	ICV	10/28/08 0:28	II080820-1	2		1.963	mg/L	98.2	90	110			
WG254571ICB	ICB	10/28/08 0:31				U	mg/L		-0.03	0.03			
WG254288PBS	PBS	10/28/08 0:44				U	mg/Kg		-3	3			
WG254288LCSS	LCSS	10/28/08 0:48	PCN30918	73.9		79.3	mg/Kg		58.5	89.3			
WG254288LCSSD	LCSSD	10/28/08 0:51	PCN30918	73.9		69.7	mg/Kg		58.5	89.3	12.9	20	
L72452-01MS	MS	10/28/08 1:01	II081016-2	50.5	550	616.3	mg/Kg	131.3	75	125			M3
L72452-01MSD	MSD	10/28/08 1:04	II081016-2	50.5	550	634.9	mg/Kg	168.1	75	125	2.97	20	M3

Nickel, total (3050) M6010B ICP

ACZ ID	Type	Analyzed	PCN/SCN	QC	Sample	Found	Units	Rec	Lower	Upper	RPD	Limit	Qual
WG254436													
WG254436ICV	ICV	10/24/08 23:15	II080820-1	2.004		1.914	mg/L	95.5	90	110			
WG254436ICB	ICB	10/24/08 23:18				U	mg/L		-0.03	0.03			
WG254288PBS	PBS	10/24/08 23:33				U	mg/Kg		-3	3			
WG254288LCSS	LCSS	10/24/08 23:37	PCN30918	111		112.5	mg/Kg		93	130			
WG254288LCSSD	LCSSD	10/24/08 23:40	PCN30918	111		97.6	mg/Kg		93	130	14.2	20	
L72452-01MS	MS	10/24/08 23:51	II081016-2	50.3485	2	49	mg/Kg	93.3	75	125			
L72452-01MSD	MSD	10/24/08 23:55	II081016-2	50.3485	2	48.5	mg/Kg	92.4	75	125	1.03	20	

Selenium, total (3050) M6020 ICP-MS

ACZ ID	Type	Analyzed	PCN/SCN	QC	Sample	Found	Units	Rec	Lower	Upper	RPD	Limit	Qual
WG254411													
WG254411ICV1	ICV	10/25/08 13:20	MS081003-4	.05		.05137	mg/L	102.7	90	110			
WG254411ICB1	ICB	10/25/08 13:25				U	mg/L		-0.0003	0.0003			
WG254288PBS	PBS	10/25/08 14:23				.08	mg/Kg		-0.15	0.15			
WG254288LCSS	LCSS	10/25/08 14:40	PCN30918	199		210.25	mg/Kg		159	238			
WG254288LCSSD	LCSSD	10/25/08 14:45	PCN30918	199		186.45	mg/Kg		159	238	12	20	
L72452-02MS	MS	10/25/08 15:02	MS081013-3	12.625	4.73	16.609	mg/Kg	94.1	75	125			
L72452-02MSD	MSD	10/25/08 15:08	MS081013-3	12.625	4.73	19.342	mg/Kg	115.7	75	125	15.2	20	

FMI Gold & Copper - Sierrita
Project ID: OJ07R9

ACZ Project ID: ***L72452***

Solids, Percent CLPSOW390, PART F, D-98

ACZ ID	Type	Analyzed	PCN/SCN	QC	Sample	Found	Units	Rec	Lower	Upper	RPD	Limit	Qual
WG253877													
L72452-01DUP	DUP	10/16/08 12:00			89.2	88.94	%				0.3	20	
WG253877PBS	PBS	10/16/08 12:00				U	%		99.9	100.1			

Thallium, total (3050) M6020 ICP-MS

ACZ ID	Type	Analyzed	PCN/SCN	QC	Sample	Found	Units	Rec	Lower	Upper	RPD	Limit	Qual
WG254663													
WG254663ICV	ICV	10/28/08 22:03	MS081003-4	.05		.04802	mg/L	96	90	110			
WG254663ICB	ICB	10/28/08 22:08				U	mg/L		-0.0003	0.0003			
WG254288PBS	PBS	10/28/08 22:25				U	mg/Kg		-0.15	0.15			
WG254288LCSS	LCSS	10/28/08 22:30	PCN30918	297		306.15	mg/Kg		241	353			
WG254288LCSSD	LCSSD	10/28/08 22:34	PCN30918	297		249.95	mg/Kg		241	353	20.2	20	
L72452-02MS	MS	10/28/08 22:47	MS081003-7	25.3005	.29	22.811	mg/Kg	89	75	125			
L72452-02MSD	MSD	10/28/08 22:52	MS081003-7	25.3005	.29	23.099	mg/Kg	90.2	75	125	1.25	20	

Uranium, total (3050) M6020 ICP-MS

ACZ ID	Type	Analyzed	PCN/SCN	QC	Sample	Found	Units	Rec	Lower	Upper	RPD	Limit	Qual
WG254411													
WG254411ICV1	ICV	10/25/08 13:20	MS081003-4	.05		.04738	mg/L	94.8	90	110			
WG254411ICB1	ICB	10/25/08 13:25				U	mg/L		-0.0003	0.0003			
WG254288PBS	PBS	10/25/08 14:23				U	mg/Kg		-0.15	0.15			
L72452-02MS	MS	10/25/08 15:02	MS081013-3	12.625	3.58	14.317	mg/Kg	85	75	125			
L72452-02MSD	MSD	10/25/08 15:08	MS081013-3	12.625	3.58	15.635	mg/Kg	95.5	75	125	8.8	20	

Zinc, total (3050) M6010B ICP

ACZ ID	Type	Analyzed	PCN/SCN	QC	Sample	Found	Units	Rec	Lower	Upper	RPD	Limit	Qual
WG254436													
WG254436ICV	ICV	10/24/08 23:15	II080820-1	2		1.961	mg/L	98.1	90	110			
WG254436ICB	ICB	10/24/08 23:18				U	mg/L		-0.03	0.03			
WG254288PBS	PBS	10/24/08 23:33				U	mg/Kg		-3	3			
WG254288LCSS	LCSS	10/24/08 23:37	PCN30918	314		324.2	mg/Kg		258	371			
WG254288LCSSD	LCSSD	10/24/08 23:40	PCN30918	314		275.5	mg/Kg		258	371	16.2	20	
L72452-01MS	MS	10/24/08 23:51	II081016-2	50.5	44	104.1	mg/Kg	119	75	125			
L72452-01MSD	MSD	10/24/08 23:55	II081016-2	50.5	44	93.1	mg/Kg	97.2	75	125	11.16	20	

FMI Gold & Copper - Sierrita ACZ Project ID: ***L72452***

ACZ ID	WORKNUM	PARAMETER	METHOD	QUAL	DESCRIPTION
L72452-01	WG254411	Antimony, total (3050)	M6020 ICP-MS	M2	Matrix spike recovery was low, the recovery of the associated control sample (LCS or LFB) was acceptable.
		Arsenic, total (3050)	M6020 ICP-MS	M2	Matrix spike recovery was low, the recovery of the associated control sample (LCS or LFB) was acceptable.
	WG254436	Cobalt, total (3050)	M6010B ICP	ZG	The ICP Serial Dilution was not used for data validation because the sample concentration was less than 50 times the MDL.
		Copper, total (3050)	M6010B ICP	M3	The spike recovery value is unusable since the analyte concentration in the sample is disproportionate to the spike level. The recovery of the associated control sample (LCS or LFB) was acceptable.
	WG254411	Lead, total (3050)	M6020 ICP-MS	MA	Recovery for either the spike or spike duplicate was outside of the acceptance limits; the RPD was within the acceptance limits.
	WG254170	Mercury, total	M7471A CVAA	H3	Sample was received and analyzed past holding time.
	WG254571	Molybdenum, total (3050)	M6010B ICP	M3	The spike recovery value is unusable since the analyte concentration in the sample is disproportionate to the spike level. The recovery of the associated control sample (LCS or LFB) was acceptable.
	WG254663	Thallium, total (3050)	M6020 ICP-MS	ZB	The ICP-MS Serial Dilution was not used for data validation because the sample concentration was less than 100 times the MDL.
L72452-02	WG254411	Antimony, total (3050)	M6020 ICP-MS	M2	Matrix spike recovery was low, the recovery of the associated control sample (LCS or LFB) was acceptable.
		Arsenic, total (3050)	M6020 ICP-MS	M2	Matrix spike recovery was low, the recovery of the associated control sample (LCS or LFB) was acceptable.
	WG254436	Cobalt, total (3050)	M6010B ICP	ZG	The ICP Serial Dilution was not used for data validation because the sample concentration was less than 50 times the MDL.
		Copper, total (3050)	M6010B ICP	M3	The spike recovery value is unusable since the analyte concentration in the sample is disproportionate to the spike level. The recovery of the associated control sample (LCS or LFB) was acceptable.
	WG254411	Lead, total (3050)	M6020 ICP-MS	MA	Recovery for either the spike or spike duplicate was outside of the acceptance limits; the RPD was within the acceptance limits.
	WG254170	Mercury, total	M7471A CVAA	H3	Sample was received and analyzed past holding time.
	WG254571	Molybdenum, total (3050)	M6010B ICP	M3	The spike recovery value is unusable since the analyte concentration in the sample is disproportionate to the spike level. The recovery of the associated control sample (LCS or LFB) was acceptable.
	WG254663	Thallium, total (3050)	M6020 ICP-MS	ZB	The ICP-MS Serial Dilution was not used for data validation because the sample concentration was less than 100 times the MDL.

FMI Gold & Copper - Sierrita ACZ Project ID: ***L72452***

ACZ ID	WORKNUM	PARAMETER	METHOD	QUAL	DESCRIPTION
L72452-03	WG254411	Antimony, total (3050)	M6020 ICP-MS	M2	Matrix spike recovery was low, the recovery of the associated control sample (LCS or LFB) was acceptable.
		Arsenic, total (3050)	M6020 ICP-MS	M2	Matrix spike recovery was low, the recovery of the associated control sample (LCS or LFB) was acceptable.
	WG254436	Cobalt, total (3050)	M6010B ICP	ZG	The ICP Serial Dilution was not used for data validation because the sample concentration was less than 50 times the MDL.
		Copper, total (3050)	M6010B ICP	M3	The spike recovery value is unusable since the analyte concentration in the sample is disproportionate to the spike level. The recovery of the associated control sample (LCS or LFB) was acceptable.
	WG254411	Lead, total (3050)	M6020 ICP-MS	MA	Recovery for either the spike or spike duplicate was outside of the acceptance limits; the RPD was within the acceptance limits.
	WG254170	Mercury, total	M7471A CVAA	H3	Sample was received and analyzed past holding time.
	WG254571	Molybdenum, total (3050)	M6010B ICP	M3	The spike recovery value is unusable since the analyte concentration in the sample is disproportionate to the spike level. The recovery of the associated control sample (LCS or LFB) was acceptable.
	WG254663	Thallium, total (3050)	M6020 ICP-MS	ZB	The ICP-MS Serial Dilution was not used for data validation because the sample concentration was less than 100 times the MDL.
L72452-04	WG254411	Antimony, total (3050)	M6020 ICP-MS	M2	Matrix spike recovery was low, the recovery of the associated control sample (LCS or LFB) was acceptable.
		Arsenic, total (3050)	M6020 ICP-MS	M2	Matrix spike recovery was low, the recovery of the associated control sample (LCS or LFB) was acceptable.
	WG254436	Cobalt, total (3050)	M6010B ICP	ZG	The ICP Serial Dilution was not used for data validation because the sample concentration was less than 50 times the MDL.
		Copper, total (3050)	M6010B ICP	M3	The spike recovery value is unusable since the analyte concentration in the sample is disproportionate to the spike level. The recovery of the associated control sample (LCS or LFB) was acceptable.
	WG254411	Lead, total (3050)	M6020 ICP-MS	MA	Recovery for either the spike or spike duplicate was outside of the acceptance limits; the RPD was within the acceptance limits.
	WG254170	Mercury, total	M7471A CVAA	H3	Sample was received and analyzed past holding time.
	WG254571	Molybdenum, total (3050)	M6010B ICP	M3	The spike recovery value is unusable since the analyte concentration in the sample is disproportionate to the spike level. The recovery of the associated control sample (LCS or LFB) was acceptable.
	WG254663	Thallium, total (3050)	M6020 ICP-MS	ZB	The ICP-MS Serial Dilution was not used for data validation because the sample concentration was less than 100 times the MDL.

FMI Gold & Copper - Sierrita ACZ Project ID: ***L72452***

ACZ ID	WORKNUM	PARAMETER	METHOD	QUAL	DESCRIPTION
L72452-05	WG254411	Antimony, total (3050)	M6020 ICP-MS	M2	Matrix spike recovery was low, the recovery of the associated control sample (LCS or LFB) was acceptable.
		Arsenic, total (3050)	M6020 ICP-MS	M2	Matrix spike recovery was low, the recovery of the associated control sample (LCS or LFB) was acceptable.
	WG254436	Cobalt, total (3050)	M6010B ICP	ZG	The ICP Serial Dilution was not used for data validation because the sample concentration was less than 50 times the MDL.
		Copper, total (3050)	M6010B ICP	M3	The spike recovery value is unusable since the analyte concentration in the sample is disproportionate to the spike level. The recovery of the associated control sample (LCS or LFB) was acceptable.
	WG254411	Lead, total (3050)	M6020 ICP-MS	MA	Recovery for either the spike or spike duplicate was outside of the acceptance limits; the RPD was within the acceptance limits.
	WG254170	Mercury, total	M7471A CVAA	H3	Sample was received and analyzed past holding time.
	WG254571	Molybdenum, total (3050)	M6010B ICP	M3	The spike recovery value is unusable since the analyte concentration in the sample is disproportionate to the spike level. The recovery of the associated control sample (LCS or LFB) was acceptable.
	WG254663	Thallium, total (3050)	M6020 ICP-MS	ZB	The ICP-MS Serial Dilution was not used for data validation because the sample concentration was less than 100 times the MDL.
L72452-06	WG254411	Antimony, total (3050)	M6020 ICP-MS	M2	Matrix spike recovery was low, the recovery of the associated control sample (LCS or LFB) was acceptable.
		Arsenic, total (3050)	M6020 ICP-MS	M2	Matrix spike recovery was low, the recovery of the associated control sample (LCS or LFB) was acceptable.
	WG254436	Cobalt, total (3050)	M6010B ICP	ZG	The ICP Serial Dilution was not used for data validation because the sample concentration was less than 50 times the MDL.
	WG254571	Copper, total (3050)	M6010B ICP	M3	The spike recovery value is unusable since the analyte concentration in the sample is disproportionate to the spike level. The recovery of the associated control sample (LCS or LFB) was acceptable.
			M6010B ICP	RL	Recovery for either the LCS or LCS duplicate was outside of the acceptance limits; the RPD was within the acceptance limits.
	WG254411	Lead, total (3050)	M6020 ICP-MS	MA	Recovery for either the spike or spike duplicate was outside of the acceptance limits; the RPD was within the acceptance limits.
	WG254170	Mercury, total	M7471A CVAA	H3	Sample was received and analyzed past holding time.
	WG254571	Molybdenum, total (3050)	M6010B ICP	M3	The spike recovery value is unusable since the analyte concentration in the sample is disproportionate to the spike level. The recovery of the associated control sample (LCS or LFB) was acceptable.
	WG254663	Thallium, total (3050)	M6020 ICP-MS	ZB	The ICP-MS Serial Dilution was not used for data validation because the sample concentration was less than 100 times the MDL.

Metals Analysis

The following parameters are not offered for certification or are not covered by NELAC certificate #ACZ.

Uranium, total (3050)	M6020 ICP-MS

Soil Analysis

The following parameters are not offered for certification or are not covered by NELAC certificate #ACZ.

Solids, Percent	CLPSOW390, PART F, D-98

L72452- Reloq

ACZ Laboratories, Inc. ~~L71083~~ LZG 10.14.08

2773 Downhill Drive Steamboat Springs, CO 80487 (800) 334-5493

CHAIN of CUSTODY

Report to:

Name: Ned Hall
Company: FMI
E-mail: Ned-Hall@FMI.com
Address: 6200 W. Duvall Mine Rd. P.O. Box 527, Green Valley, AZ
Telephone: (520) 648-8857

Copy of Report to:

Name: Steven_Vaughn@urscorp.com
Company:
E-mail: Rick_Smith@wscorp.com
Telephone:

Invoice to:

Name: Ned Hall
Company: FMI
E-mail: Ned-Hall@FMI.com
Address: 6200 W. Duvall Mine Rd P.O. Box 527, Green Valley, AZ
Telephone: (520) 648-8857

If sample(s) received past holding time (HT), or if insufficient HT remains to complete analysis before expiration, shall ACZ proceed with requested short HT analyses? YES ☐ NO ☐
If "NO" then ACZ will contact client for further instruction. If neither "YES" nor "NO" is indicated, ACZ will proceed with the requested analyses, even if HT is expired, and data will be qualified.

PROJECT INFORMATION

Quote #:
Project/PO #: DJ07R9
Reporting state for compliance testing:
Sampler's Name: Armando Jimenez
Are any samples NRC licensable material?

ANALYSES REQUESTED *(attach list or use quote number)*

	SAMPLE IDENTIFICATION	DATE:TIME		Matrix	# of Containers	See attached Quote 7/8/08							
1.	RA-SD-02-0-1.5	8-11-08	910	SO	1								
	RA-SD-02-0-1.5D		910		1								
	RA-SD-02-0-1.5MS		910		1								
	RA-SD-02-0-1.5MSD		910		1								
2.	RA-SD-02-1.5-3.0		930		1								
	RA-SD-02-1.5-3.0D		930		1								
	RA-SD-02-1.5-3.0MS		930		1								
	RA-SD-02-1.5-3.0MSD		930		1								
3	RA-SD-01-0-1.5		950		1								
	RA-SD-01-0-1.5D		950		1								

Matrix: SW (Surface Water) · GW (Ground Water) · WW (Waste Water) · DW (Drinking Water) · SL (Sludge) · SO (Soil) · OL (Oil) · Other

REMARKS/ SAMPLE DISCLOSURES

MS = Matrix Spike
MSD = Matrix Spike Duplicate
Fed ex: 7993 6262 2377
7920 9488 1514

PAGE 1 of 3

Please refer to ACZ's terms & conditions located on the reverse side of this COC.

RELINQUISHED BY:	DATE:TIME	RECEIVED BY:	DATE:TIME
Armando Jimenez	8-11-08 1430	Fed ex	
		[signature]	8-12-08 10:29

FRMAD050.03.05.02 White - Return with sample. Yellow - Retain for your records.

L72452-Reloox

ACZ Laboratories, Inc. ~~L91084~~ L06 10.14.08

2773 Downhill Drive Steamboat Springs, CO 80487 (800) 334-5493

CHAIN of CUSTODY

Report to:

Name: Ned Hall	Address: 6200 W. Duval Mine Rd.
Company: FMI	P.O Box 527, Green Valley, AZ
E-mail: Ned-Hall@FMI.com	Telephone: (520) 648-8857

Copy of Report to:

Name: Steven-Vaughn@urscorp.com	E-mail: Rick-Smith@urscorp.com
Company:	Telephone:

Invoice to:

Name: Ned Hall	Address: 6200 W. Duval Mine Rd
Company: FMI	P.O. Box 527, Green Valley, AZ
E-mail: Ned-Hall@FMI.com	Telephone: (520) 648-8857

If sample(s) received past holding time (HT), or if insufficient HT remains to complete analysis before expiration, shall ACZ proceed with requested short HT analyses? YES ☐ NO ☐

If "NO" then ACZ will contact client for further instruction. If neither "YES" nor "NO" is indicated, ACZ will proceed with the requested analyses, even if HT is expired, and data will be qualified.

PROJECT INFORMATION

Quote #:

Project/PO #: 0J07R9

Reporting state for compliance testing:

Sampler's Name: Armando Jimenez

Are any samples NRC licensable material?

ANALYSES REQUESTED *(attach list or use quote number)*

	SAMPLE IDENTIFICATION	DATE:TIME	Matrix	# of Containers	See Attached 7/8/08 Quote
	RA-SD-01-0-1.5MS	8-11-08 950	SO	1	
	RA-SD-01-0-1.5MSD				
1.	RA-SD-01-1.5-3.0	1005			
	RA-SD-01-1.5-3.0D				
	RA-SD-01-1.5-3.0MS				
	RA-SD-01-1.5-3.0MSD				
2.	RA-JS-02-0-1	1028			
	RA-JS-02-0-1D				
	RA-JS-02-0-1MS				
	RA-JS-02-0-1MSD				

Matrix: SW (Surface Water) · GW (Ground Water) · WW (Waste Water) · DW (Drinking Water) · SL (Sludge) · SO (Soil) · OL (Oil) · Other

REMARKS/ SAMPLE DISCLOSURES

MS = Matrix Spike
MSD = Matrix Spike Duplicate

Fed Ex: 7993 6262 2377
7920 9488 1514

PAGE 2 of 3

Please refer to ACZ's terms & conditions located on the reverse side of this COC.

RELINQUISHED BY:	DATE:TIME	RECEIVED BY:	DATE:TIME
[signature]	8/11/08 1430	Fed Ex [signature]	8-12-08 1028

FRMAD050.03.05.02 White - Return with sample. Yellow - Retain for your records.

L72452-Relog

ACZ Laboratories, Inc. ~~L71084~~ LEB 6.14.08

2773 Downhill Drive Steamboat Springs, CO 80487 (800) 334-5493

CHAIN of CUSTODY

Report to:

Name: Ned Hall
Company: FMI
E-mail: Ned-Hall@FMI.com
Address: 6200 W. Duval Mine Rd.
P.O. Box 527, Green Valley, AZ
Telephone: (520) 648-8857

Copy of Report to:

Name: Steven-Vaughn@urscorp.com
Company:
E-mail: Rick-Smith@urscorp.com
Telephone:

Invoice to:

Name: Ned Hall
Company: FMI
E-mail: Ned-Hall@FMI.com
Address: 6200 W. Duval Mine Rd.
P.O. Box 527, Green Valley, AZ
Telephone: (520) 648-8857

If sample(s) received past holding time (HT), or if insufficient HT remains to complete analysis before expiration, shall ACZ proceed with requested short HT analyses? YES ☐ NO ☐
If "NO" then ACZ will contact client for further instruction. If neither "YES" nor "NO" is indicated, ACZ will proceed with the requested analyses, even if HT is expired, and data will be qualified.

PROJECT INFORMATION

Quote #:
Project/PO #: 0J07R9
Reporting state for compliance testing:
Sampler's Name: Armando Jimenez
Are any samples NRC licensable material?

ANALYSES REQUESTED *(attach list or use quote number)*

	SAMPLE IDENTIFICATION	DATE:TIME	Matrix	# of Containers	See Attached 7/8/08 Quote
	RA-JS-02-1-3	8-11-08 1045	SO	1	
3.	RA-JS-02-1-3D			1	
	RA-JS-02-1-3MS			1	
	RA-JS-02-1-3MSD			1	
4	RA-JS-02-5-7	1250		1	
5	RA-JS-02-5-7D	1250		1	

Matrix: SW (Surface Water) · GW (Ground Water) · WW (Waste Water) · DW (Drinking Water) · SL (Sludge) · SO (Soil) · OL (Oil) · Other

REMARKS/ SAMPLE DISCLOSURES

MS = Matrix spike
MSD = Matrix spike duplicate
Fed ex: 7993 6262 377
7920 9488 1514

PAGE 3 of 3

Please refer to ACZ's terms & conditions located on the reverse side of this COC.

RELINQUISHED BY:	DATE:TIME	RECEIVED BY:	DATE:TIME
[signature]	8/11/08	Fed ex [signature]	8.12.08 10:23

FRMAD050.03.05.02 White - Return with sample. Yellow - Retain for your records.

ACZ Laboratories, Inc.

2773 Downhill Drive Steamboat Springs, CO 80487 (800) 334-5493

Analytical Quote

Accounts Payable
FMI Gold & Copper - Sierrita
P.O. Box 2671
Phoenix, AZ 85002-2671

7/8/2008

Quote Number: SOIL-GPL

Matrix: Soil — Sierrita Soil Sampling Program

Parameter	Method	Detection Limit	Cost/Sample
Metals Analysis			
Antimony, total (3050)	M6020 ICP-MS	0.04 mg/Kg	$13.50
Arsenic, total (3050)	M6020 ICP-MS	0.05 mg/Kg	$13.50
Barium, total (3050)	M6010B ICP	0.3 mg/Kg	$6.75
Beryllium, total (3050)	M6010B ICP	0.2 mg/Kg	$6.75
Cadmium, total (3050)	M6010B ICP	0.5 mg/Kg	$6.75
Chromium, total (3050)	M6010B ICP	1 mg/Kg	$6.75
Cobalt, total (3050)	M6010B ICP	1 mg/Kg	$6.75
Copper, total (3050)	M6010B ICP	1 mg/Kg	$6.75
Lead, total (3050)	M6020 ICP-MS	0.01 mg/Kg	$13.50
Manganese, total (3050)	M6010B ICP	0.5 mg/Kg	$6.75
Mercury, total	M7471A CVAA	0.02 mg/Kg	$17.25
Molybdenum, total (3050)	M6010B ICP	1 mg/Kg	$6.75
Nickel, total (3050)	M6010B ICP	1 mg/Kg	$6.75
Selenium, total (3050)	M6020 ICP-MS	0.01 mg/Kg	$13.50
Thallium, total (3050)	M6020 ICP-MS	0.01 mg/Kg	$13.50
Uranium, total (3050)	M6020 ICP-MS	0.01 mg/Kg	$13.50
Zinc, total (3050)	M6010B ICP	1 mg/Kg	$6.75
Misc.			
Electronic Data Deliverable			$0.00
Quality Control Summary			$0.00
Sample Preparation			
Air Dry at 34 Degrees C	USDA No. 1, 1972		$5.25
Digestion - Alkaline	M3060A		$99.98
Digestion - Hot Plate	M3050B ICP-MS		$10.50
Sieve-2000 um (2.0mm)	ASA No.9, 15-4.2.2		$8.25
Soil Analysis			
Solids, Percent	CLPSOW390, PART F, D-98	0.1 %	$5.25
Wet Chemistry			
Chromium, Hexavalent (3060)	M7196A	0.005 mg/Kg	$28.00
		Cost/Sample:	**$322.98**

Pricing includes standard deliverables and turnaround. Includes a QC Summary and default electronic data deliverable.
Method detection limits are estimates and may be elevated depending on sample matrix.

REPAD.09.06.05.01 D/ 21 P/

ACZ Laboratories, Inc.
2773 Downhill Drive Steamboat Springs, CO 80487 (800) 334-5493

Analytical Report

November 25, 2008

Report to:
Ned Hall
FMI Gold & Copper - Sierrita
P.O. Box 527 6200 W. Duval Mine Rd.
Green Valley, AZ 85622-0527

Bill to:
Accounts Payable
FMI Gold & Copper - Sierrita
P.O. Box 2671
Phoenix, AZ 85002-2671

cc: Rick Smith, Steve Vaughn

Project ID: OJ07R9
ACZ Project ID: L72871

Ned Hall:

Enclosed are the analytical results for sample(s) submitted to ACZ Laboratories, Inc. (ACZ) on November 05, 2008. This project has been assigned to ACZ's project number, L72871. Please reference this number in all future inquiries.

All analyses were performed according to ACZ's Quality Assurance Plan, version 12.0. The enclosed results relate only to the samples received under L72871. Each section of this report has been reviewed and approved by the appropriate Laboratory Supervisor, or a qualified substitute.

Except as noted, the test results for the methods and parameters listed on ACZ's current NELAC certificate letter (#ACZ) meet all requirements of NELAC.

This report shall be used or copied only in its entirety. ACZ is not responsible for the consequences arising from the use of a partial report.

All samples and sub-samples associated with this project will be disposed of after December 25, 2008. If the samples are determined to be hazardous, additional charges apply for disposal (typically less than $10/sample). If you would like the samples to be held longer than ACZ's stated policy or to be returned, please contact your Project Manager or Customer Service Representative for further details and associated costs. ACZ retains analytical reports for five years.

If you have any questions or other needs, please contact your Project Manager.

S. Habermehl

Scott Habermehl has reviewed
and approved this report.

FMI Gold Copper - Sierrita

November 25, 2008

Project ID: OJ07R9
ACZ Project ID: L72871

Sample Receipt

ACZ Laboratories, Inc. (ACZ) received 18 soil samples from FMI Gold & Copper - Sierrita on November 5, 2008. The samples were received in good condition. Upon receipt, the sample custodian removed the samples from the cooler, inspected the contents, and logged the samples into ACZ's computerized Laboratory Information Management System (LIMS). The samples were assigned ACZ LIMS project number L72871. The custodian verified the sample information entered into the computer against the chain of custody (COC) forms and sample bottle labels.

Holding Times

All analyses were performed within EPA recommended holding times.

Sample Analysis

These samples were analyzed for inorganic parameters. The individual methods are referenced on both, the ACZ invoice and the analytical reports. The extended qualifier reports may contain footnotes qualifying specific elements due to QC failures. In addition the following has been noted with this specific project:

1. Some of the Lead results have been qualified with the N1 flag on the extended qual report. The chemist noted that the associated interferent check sample failed biased high. The level in the samples was greater than 10x the level in the isca. No significant impact would be expected.

ACZ Laboratories, Inc.
2773 Downhill Drive Steamboat Springs, CO 80487 (800) 334-5493

Inorganic Analytical Results

FMI Gold & Copper - Sierrita
Project ID: OJ07R9
Sample ID: ST-SB06 0-20

ACZ Sample ID: ***L72871-01***
Date Sampled: *10/21/08 11:48*
Date Received: *11/05/08*
Sample Matrix: *Soil*

Metals Analysis

Parameter	EPA Method	Result	Qual	XQ	Units	MDL	PQL	Date	Analyst
Antimony, total (3050)	M6020 ICP-MS	0.3	B	*	mg/Kg	0.2	1	11/11/08 22:21	rac
Arsenic, total (3050)	M6020 ICP-MS	1.2		*	mg/Kg	0.3	1	11/11/08 22:21	rac
Barium, total (3050)	M6010B ICP	83.6		*	mg/Kg	0.3	2	11/11/08 23:18	aeh
Beryllium, total (3050)	M6010B ICP	0.3	B		mg/Kg	0.2	1	11/11/08 23:18	aeh
Cadmium, total (3050)	M6010B ICP		U		mg/Kg	0.5	2	11/11/08 23:18	aeh
Chromium, total (3050)	M6010B ICP	5			mg/Kg	1	5	11/11/08 23:18	aeh
Cobalt, total (3050)	M6010B ICP	5		*	mg/Kg	1	5	11/11/08 23:18	aeh
Copper, total (3050)	M6010B ICP	303		*	mg/Kg	1	5	11/11/08 23:18	aeh
Lead, total (3050)	M6020 ICP-MS	2.45			mg/Kg	0.05	0.3	11/19/08 13:04	rac
Manganese, total (3050)	M6010B ICP	187			mg/Kg	0.5	3	11/11/08 23:18	aeh
Mercury, total	M7471A CVAA		U		mg/Kg	0.04	0.2	11/18/08 11:25	pmc
Molybdenum, total (3050)	M6010B ICP	48		*	mg/Kg	1	5	11/11/08 23:18	aeh
Nickel, total (3050)	M6010B ICP	3	B		mg/Kg	1	5	11/11/08 23:18	aeh
Selenium, total (3050)	M6020 ICP-MS	0.55			mg/Kg	0.05	0.3	11/11/08 22:21	rac
Thallium, total (3050)	M6020 ICP-MS	0.27	B	*	mg/Kg	0.05	0.3	11/11/08 22:21	rac
Uranium, total (3050)	M6020 ICP-MS	4.64		*	mg/Kg	0.05	0.3	11/11/08 22:21	rac
Zinc, total (3050)	M6010B ICP	28		*	mg/Kg	1	5	11/11/08 23:18	aeh

Soil Analysis

Parameter	EPA Method	Result	Qual	XQ	Units	MDL	PQL	Date	Analyst
Solids, Percent	CLPSOW390, PART F, D-98	93.3		*	%	0.1	0.5	11/06/08 10:06	bjl

Soil Preparation

Parameter	EPA Method	Result	Qual	XQ	Units	MDL	PQL	Date	Analyst
Air Dry at 34 Degrees C	USDA No. 1, 1972			*				11/06/08 7:00	bjl
Digestion - Hot Plate	M3050B ICP-MS							11/10/08 8:39	mjc
Sieve-2000 um (2.0mm)	ASA No.9, 15-4.2.2			*				11/07/08 13:00	bjl

Arizona license number: AZ0102

** Please refer to Qualifier Reports for details.*

ACZ Laboratories, Inc.
2773 Downhill Drive Steamboat Springs, CO 80487 (800) 334-5493

Inorganic Analytical Results

FMI Gold & Copper - Sierrita
Project ID: OJ07R9
Sample ID: ST-SB06 20-40

ACZ Sample ID: ***L72871-02***
Date Sampled: *10/21/08 14:37*
Date Received: *11/05/08*
Sample Matrix: *Soil*

Metals Analysis

Parameter	EPA Method	Result	Qual	XQ	Units	MDL	PQL	Date	Analyst
Antimony, total (3050)	M6020 ICP-MS	0.3	B	*	mg/Kg	0.2	1	11/11/08 22:32	rac
Arsenic, total (3050)	M6020 ICP-MS	1.3		*	mg/Kg	0.3	1	11/11/08 22:32	rac
Barium, total (3050)	M6010B ICP	91.7		*	mg/Kg	0.3	2	11/11/08 23:40	aeh
Beryllium, total (3050)	M6010B ICP	0.3	B		mg/Kg	0.2	1	11/11/08 23:40	aeh
Cadmium, total (3050)	M6010B ICP		U		mg/Kg	0.5	2	11/11/08 23:40	aeh
Chromium, total (3050)	M6010B ICP	5	B		mg/Kg	1	5	11/11/08 23:40	aeh
Cobalt, total (3050)	M6010B ICP	6		*	mg/Kg	1	5	11/11/08 23:40	aeh
Copper, total (3050)	M6010B ICP	454		*	mg/Kg	1	5	11/11/08 23:40	aeh
Lead, total (3050)	M6020 ICP-MS	3.16			mg/Kg	0.05	0.3	11/19/08 13:13	rac
Manganese, total (3050)	M6010B ICP	174			mg/Kg	0.5	3	11/11/08 23:40	aeh
Mercury, total	M7471A CVAA		U		mg/Kg	0.04	0.2	11/18/08 11:31	pmc
Molybdenum, total (3050)	M6010B ICP	47		*	mg/Kg	1	5	11/11/08 23:40	aeh
Nickel, total (3050)	M6010B ICP	3	B		mg/Kg	1	5	11/11/08 23:40	aeh
Selenium, total (3050)	M6020 ICP-MS	0.71			mg/Kg	0.05	0.3	11/11/08 22:32	rac
Thallium, total (3050)	M6020 ICP-MS	0.14	B	*	mg/Kg	0.05	0.3	11/11/08 22:32	rac
Uranium, total (3050)	M6020 ICP-MS	3.56		*	mg/Kg	0.05	0.3	11/11/08 22:32	rac
Zinc, total (3050)	M6010B ICP	37		*	mg/Kg	1	5	11/11/08 23:40	aeh

Soil Analysis

Parameter	EPA Method	Result	Qual	XQ	Units	MDL	PQL	Date	Analyst
Solids, Percent	CLPSOW390, PART F, D-98	87.1		*	%	0.1	0.5	11/06/08 12:18	bjl

Soil Preparation

Parameter	EPA Method	Result	Qual	XQ	Units	MDL	PQL	Date	Analyst
Air Dry at 34 Degrees C	USDA No. 1, 1972			*				11/06/08 7:05	bjl
Digestion - Hot Plate	M3050B ICP-MS							11/10/08 9:33	mjc
Sieve-2000 um (2.0mm)	ASA No.9, 15-4.2.2			*				11/07/08 15:05	bjl

Arizona license number: AZ0102

** Please refer to Qualifier Reports for details.*

ACZ Laboratories, Inc.
2773 Downhill Drive Steamboat Springs, CO 80487 (800) 334-5493

Inorganic Analytical Results

FMI Gold & Copper - Sierrita
Project ID: OJ07R9
Sample ID: ST-SB06 40-60

ACZ Sample ID: ***L72871-03***
Date Sampled: *10/22/08 09:07*
Date Received: *11/05/08*
Sample Matrix: *Soil*

Metals Analysis

Parameter	EPA Method	Result	Qual	XQ	Units	MDL	PQL	Date	Analyst
Antimony, total (3050)	M6020 ICP-MS		U	*	mg/Kg	0.2	1	11/11/08 22:38	rac
Arsenic, total (3050)	M6020 ICP-MS	2.1		*	mg/Kg	0.3	1	11/11/08 22:38	rac
Barium, total (3050)	M6010B ICP	73.8		*	mg/Kg	0.3	2	11/11/08 23:44	aeh
Beryllium, total (3050)	M6010B ICP	0.4	B		mg/Kg	0.2	1	11/11/08 23:44	aeh
Cadmium, total (3050)	M6010B ICP		U		mg/Kg	0.5	2	11/11/08 23:44	aeh
Chromium, total (3050)	M6010B ICP	6			mg/Kg	1	5	11/11/08 23:44	aeh
Cobalt, total (3050)	M6010B ICP	9		*	mg/Kg	1	5	11/11/08 23:44	aeh
Copper, total (3050)	M6010B ICP	387		*	mg/Kg	1	5	11/11/08 23:44	aeh
Lead, total (3050)	M6020 ICP-MS	3.66			mg/Kg	0.05	0.3	11/19/08 13:17	rac
Manganese, total (3050)	M6010B ICP	225			mg/Kg	0.5	3	11/11/08 23:44	aeh
Mercury, total	M7471A CVAA		U		mg/Kg	0.05	0.2	11/18/08 11:34	pmc
Molybdenum, total (3050)	M6010B ICP	63		*	mg/Kg	1	5	11/11/08 23:44	aeh
Nickel, total (3050)	M6010B ICP	5	B		mg/Kg	1	5	11/11/08 23:44	aeh
Selenium, total (3050)	M6020 ICP-MS	0.98			mg/Kg	0.05	0.3	11/11/08 22:38	rac
Thallium, total (3050)	M6020 ICP-MS	0.21	B	*	mg/Kg	0.05	0.3	11/11/08 22:38	rac
Uranium, total (3050)	M6020 ICP-MS	4.54		*	mg/Kg	0.05	0.3	11/11/08 22:38	rac
Zinc, total (3050)	M6010B ICP	50		*	mg/Kg	1	5	11/11/08 23:44	aeh

Soil Analysis

Parameter	EPA Method	Result	Qual	XQ	Units	MDL	PQL	Date	Analyst
Solids, Percent	CLPSOW390, PART F, D-98	80.9		*	%	0.1	0.5	11/06/08 13:25	bjl

Soil Preparation

Parameter	EPA Method	Result	Qual	XQ	Units	MDL	PQL	Date	Analyst
Air Dry at 34 Degrees C	USDA No. 1, 1972			*				11/06/08 7:11	bjl
Digestion - Hot Plate	M3050B ICP-MS							11/10/08 9:51	mjc
Sieve-2000 um (2.0mm)	ASA No.9, 15-4.2.2			*				11/07/08 17:11	bjl

Arizona license number: AZ0102

** Please refer to Qualifier Reports for details.*

ACZ Laboratories, Inc.
2773 Downhill Drive Steamboat Springs, CO 80487 (800) 334-5493

Inorganic Analytical Results

FMI Gold & Copper - Sierrita
Project ID: OJ07R9
Sample ID: ST-SB06 60-80

ACZ Sample ID: ***L72871-04***
Date Sampled: *10/22/08 10:27*
Date Received: *11/05/08*
Sample Matrix: *Soil*

Metals Analysis

Parameter	EPA Method	Result	Qual	XQ	Units	MDL	PQL	Date	Analyst
Antimony, total (3050)	M6020 ICP-MS	0.6	B	*	mg/Kg	0.2	1	11/11/08 22:55	rac
Arsenic, total (3050)	M6020 ICP-MS	3.8		*	mg/Kg	0.3	1	11/11/08 22:55	rac
Barium, total (3050)	M6010B ICP	51.1		*	mg/Kg	0.3	2	11/11/08 23:47	aeh
Beryllium, total (3050)	M6010B ICP	0.3	B		mg/Kg	0.2	1	11/11/08 23:47	aeh
Cadmium, total (3050)	M6010B ICP		U		mg/Kg	0.5	2	11/11/08 23:47	aeh
Chromium, total (3050)	M6010B ICP	4	B		mg/Kg	1	5	11/11/08 23:47	aeh
Cobalt, total (3050)	M6010B ICP	14		*	mg/Kg	1	5	11/11/08 23:47	aeh
Copper, total (3050)	M6010B ICP	788		*	mg/Kg	1	5	11/11/08 23:47	aeh
Lead, total (3050)	M6020 ICP-MS	8.75		*	mg/Kg	0.05	0.3	11/11/08 22:55	rac
Manganese, total (3050)	M6010B ICP	237			mg/Kg	0.5	3	11/11/08 23:47	aeh
Mercury, total	M7471A CVAA		U		mg/Kg	0.04	0.2	11/18/08 11:36	pmc
Molybdenum, total (3050)	M6010B ICP	46		*	mg/Kg	1	5	11/11/08 23:47	aeh
Nickel, total (3050)	M6010B ICP	4	B		mg/Kg	1	5	11/11/08 23:47	aeh
Selenium, total (3050)	M6020 ICP-MS	1.87			mg/Kg	0.05	0.3	11/11/08 22:55	rac
Thallium, total (3050)	M6020 ICP-MS	0.16	B	*	mg/Kg	0.05	0.3	11/11/08 22:55	rac
Uranium, total (3050)	M6020 ICP-MS	18.40		*	mg/Kg	0.05	0.3	11/11/08 22:55	rac
Zinc, total (3050)	M6010B ICP	51		*	mg/Kg	1	5	11/11/08 23:47	aeh

Soil Analysis

Parameter	EPA Method	Result	Qual	XQ	Units	MDL	PQL	Date	Analyst
Solids, Percent	CLPSOW390, PART F, D-98	93.9		*	%	0.1	0.5	11/06/08 14:31	bjl

Soil Preparation

Parameter	EPA Method	Result	Qual	XQ	Units	MDL	PQL	Date	Analyst
Air Dry at 34 Degrees C	USDA No. 1, 1972			*				11/06/08 7:16	bjl
Digestion - Hot Plate	M3050B ICP-MS							11/10/08 10:10	mjc
Sieve-2000 um (2.0mm)	ASA No.9, 15-4.2.2			*				11/07/08 19:16	bjl

Arizona license number: AZ0102

** Please refer to Qualifier Reports for details.*

ACZ Laboratories, Inc.
2773 Downhill Drive Steamboat Springs, CO 80487 (800) 334-5493

Inorganic Analytical Results

FMI Gold & Copper - Sierrita
Project ID: OJ07R9
Sample ID: ST-SB06 80-100

ACZ Sample ID: ***L72871-05***
Date Sampled: *10/23/08 09:52*
Date Received: *11/05/08*
Sample Matrix: *Soil*

Metals Analysis

Parameter	EPA Method	Result	Qual	XQ	Units	MDL	PQL	Date	Analyst
Antimony, total (3050)	M6020 ICP-MS	0.3	B	*	mg/Kg	0.2	1	11/11/08 23:00	rac
Arsenic, total (3050)	M6020 ICP-MS	2.9		*	mg/Kg	0.3	1	11/11/08 23:00	rac
Barium, total (3050)	M6010B ICP	64.3		*	mg/Kg	0.3	2	11/11/08 23:51	aeh
Beryllium, total (3050)	M6010B ICP	0.6	B		mg/Kg	0.2	1	11/11/08 23:51	aeh
Cadmium, total (3050)	M6010B ICP		U		mg/Kg	0.5	2	11/11/08 23:51	aeh
Chromium, total (3050)	M6010B ICP	7			mg/Kg	1	5	11/11/08 23:51	aeh
Cobalt, total (3050)	M6010B ICP	8		*	mg/Kg	1	5	11/11/08 23:51	aeh
Copper, total (3050)	M6010B ICP	844		*	mg/Kg	1	5	11/11/08 23:51	aeh
Lead, total (3050)	M6020 ICP-MS	11.00		*	mg/Kg	0.05	0.3	11/11/08 23:00	rac
Manganese, total (3050)	M6010B ICP	341			mg/Kg	0.5	3	11/11/08 23:51	aeh
Mercury, total	M7471A CVAA		U		mg/Kg	0.04	0.2	11/18/08 11:38	pmc
Molybdenum, total (3050)	M6010B ICP	102		*	mg/Kg	1	5	11/11/08 23:51	aeh
Nickel, total (3050)	M6010B ICP	3	B		mg/Kg	1	5	11/11/08 23:51	aeh
Selenium, total (3050)	M6020 ICP-MS	1.40			mg/Kg	0.05	0.3	11/11/08 23:00	rac
Thallium, total (3050)	M6020 ICP-MS	0.14	B	*	mg/Kg	0.05	0.3	11/11/08 23:00	rac
Uranium, total (3050)	M6020 ICP-MS	3.86		*	mg/Kg	0.05	0.3	11/11/08 23:00	rac
Zinc, total (3050)	M6010B ICP	92		*	mg/Kg	1	5	11/11/08 23:51	aeh

Soil Analysis

Parameter	EPA Method	Result	Qual	XQ	Units	MDL	PQL	Date	Analyst
Solids, Percent	CLPSOW390, PART F, D-98	93.6		*	%	0.1	0.5	11/06/08 15:37	bjl

Soil Preparation

Parameter	EPA Method	Result	Qual	XQ	Units	MDL	PQL	Date	Analyst
Air Dry at 34 Degrees C	USDA No. 1, 1972			*				11/06/08 7:22	bjl
Digestion - Hot Plate	M3050B ICP-MS							11/10/08 10:28	mjc
Sieve-2000 um (2.0mm)	ASA No.9, 15-4.2.2			*				11/07/08 21:22	bjl

Arizona license number: AZ0102

** Please refer to Qualifier Reports for details.*

ACZ Laboratories, Inc.
2773 Downhill Drive Steamboat Springs, CO 80487 (800) 334-5493

Inorganic Analytical Results

FMI Gold & Copper - Sierrita
Project ID: OJ07R9
Sample ID: ST-SB06 100-120

ACZ Sample ID: ***L72871-06***
Date Sampled: *10/23/08 10:32*
Date Received: *11/05/08*
Sample Matrix: *Soil*

Metals Analysis

Parameter	EPA Method	Result	Qual	XQ	Units	MDL	PQL	Date	Analyst
Antimony, total (3050)	M6020 ICP-MS	0.6	B	*	mg/Kg	0.2	1	11/11/08 23:06	rac
Arsenic, total (3050)	M6020 ICP-MS	2.8		*	mg/Kg	0.3	1	11/11/08 23:06	rac
Barium, total (3050)	M6010B ICP	70.5		*	mg/Kg	0.3	2	11/11/08 23:55	aeh
Beryllium, total (3050)	M6010B ICP	0.5	B		mg/Kg	0.2	1	11/11/08 23:55	aeh
Cadmium, total (3050)	M6010B ICP		U		mg/Kg	0.5	2	11/11/08 23:55	aeh
Chromium, total (3050)	M6010B ICP	6			mg/Kg	1	5	11/11/08 23:55	aeh
Cobalt, total (3050)	M6010B ICP	7		*	mg/Kg	1	5	11/11/08 23:55	aeh
Copper, total (3050)	M6010B ICP	509		*	mg/Kg	1	5	11/11/08 23:55	aeh
Lead, total (3050)	M6020 ICP-MS	6.22		*	mg/Kg	0.05	0.3	11/11/08 23:06	rac
Manganese, total (3050)	M6010B ICP	327			mg/Kg	0.5	3	11/11/08 23:55	aeh
Mercury, total	M7471A CVAA		U		mg/Kg	0.04	0.2	11/18/08 11:45	pmc
Molybdenum, total (3050)	M6010B ICP	59		*	mg/Kg	1	5	11/11/08 23:55	aeh
Nickel, total (3050)	M6010B ICP	4	B		mg/Kg	1	5	11/11/08 23:55	aeh
Selenium, total (3050)	M6020 ICP-MS	1.22			mg/Kg	0.05	0.3	11/11/08 23:06	rac
Thallium, total (3050)	M6020 ICP-MS	0.14	B	*	mg/Kg	0.05	0.3	11/11/08 23:06	rac
Uranium, total (3050)	M6020 ICP-MS	5.13		*	mg/Kg	0.05	0.3	11/11/08 23:06	rac
Zinc, total (3050)	M6010B ICP	53		*	mg/Kg	1	5	11/11/08 23:55	aeh

Soil Analysis

Parameter	EPA Method	Result	Qual	XQ	Units	MDL	PQL	Date	Analyst
Solids, Percent	CLPSOW390, PART F, D-98	85.1		*	%	0.1	0.5	11/06/08 16:44	bjl

Soil Preparation

Parameter	EPA Method	Result	Qual	XQ	Units	MDL	PQL	Date	Analyst
Air Dry at 34 Degrees C	USDA No. 1, 1972			*				11/06/08 7:28	bjl
Digestion - Hot Plate	M3050B ICP-MS							11/10/08 10:46	mjc
Sieve-2000 um (2.0mm)	ASA No.9, 15-4.2.2			*				11/07/08 23:28	bjl

Arizona license number: AZ0102

** Please refer to Qualifier Reports for details.*

ACZ Laboratories, Inc.
2773 Downhill Drive Steamboat Springs, CO 80487 (800) 334-5493

Inorganic Analytical Results

FMI Gold & Copper - Sierrita
Project ID: OJ07R9
Sample ID: ST-SB06 120-140

ACZ Sample ID: ***L72871-07***
Date Sampled: *10/23/08 11:07*
Date Received: *11/05/08*
Sample Matrix: *Soil*

Metals Analysis

Parameter	EPA Method	Result	Qual	XQ	Units	MDL	PQL	Date	Analyst
Antimony, total (3050)	M6020 ICP-MS		U	*	mg/Kg	0.2	1	11/11/08 23:12	rac
Arsenic, total (3050)	M6020 ICP-MS	1.6		*	mg/Kg	0.3	1	11/11/08 23:12	rac
Barium, total (3050)	M6010B ICP	98.2		*	mg/Kg	0.3	2	11/11/08 23:58	aeh
Beryllium, total (3050)	M6010B ICP	0.5	B		mg/Kg	0.2	1	11/11/08 23:58	aeh
Cadmium, total (3050)	M6010B ICP		U		mg/Kg	0.5	2	11/11/08 23:58	aeh
Chromium, total (3050)	M6010B ICP	7			mg/Kg	1	5	11/11/08 23:58	aeh
Cobalt, total (3050)	M6010B ICP	10		*	mg/Kg	1	5	11/11/08 23:58	aeh
Copper, total (3050)	M6010B ICP	447		*	mg/Kg	1	5	11/11/08 23:58	aeh
Lead, total (3050)	M6020 ICP-MS	4.55		*	mg/Kg	0.05	0.3	11/11/08 23:12	rac
Manganese, total (3050)	M6010B ICP	433			mg/Kg	0.5	3	11/11/08 23:58	aeh
Mercury, total	M7471A CVAA		U		mg/Kg	0.04	0.2	11/18/08 11:47	pmc
Molybdenum, total (3050)	M6010B ICP	46		*	mg/Kg	1	5	11/11/08 23:58	aeh
Nickel, total (3050)	M6010B ICP	4	B		mg/Kg	1	5	11/11/08 23:58	aeh
Selenium, total (3050)	M6020 ICP-MS	0.98			mg/Kg	0.05	0.3	11/11/08 23:12	rac
Thallium, total (3050)	M6020 ICP-MS	0.19	B	*	mg/Kg	0.05	0.3	11/11/08 23:12	rac
Uranium, total (3050)	M6020 ICP-MS	4.10		*	mg/Kg	0.05	0.3	11/11/08 23:12	rac
Zinc, total (3050)	M6010B ICP	55		*	mg/Kg	1	5	11/11/08 23:58	aeh

Soil Analysis

Parameter	EPA Method	Result	Qual	XQ	Units	MDL	PQL	Date	Analyst
Solids, Percent	CLPSOW390, PART F, D-98	85.2		*	%	0.1	0.5	11/06/08 17:50	bjl

Soil Preparation

Parameter	EPA Method	Result	Qual	XQ	Units	MDL	PQL	Date	Analyst
Air Dry at 34 Degrees C	USDA No. 1, 1972			*				11/06/08 7:33	bjl
Digestion - Hot Plate	M3050B ICP-MS							11/10/08 11:04	mjc
Sieve-2000 um (2.0mm)	ASA No.9, 15-4.2.2			*				11/08/08 1:33	bjl

Arizona license number: AZ0102

** Please refer to Qualifier Reports for details.*

ACZ Laboratories, Inc.
2773 Downhill Drive Steamboat Springs, CO 80487 (800) 334-5493

Inorganic Analytical Results

FMI Gold & Copper - Sierrita
Project ID: OJ07R9
Sample ID: ST-SB06 140-160

ACZ Sample ID: ***L72871-08***
Date Sampled: *10/23/08 13:37*
Date Received: *11/05/08*
Sample Matrix: *Soil*

Metals Analysis

Parameter	EPA Method	Result	Qual	XQ	Units	MDL	PQL	Date	Analyst
Antimony, total (3050)	M6020 ICP-MS		U	*	mg/Kg	0.2	1	11/11/08 23:17	rac
Arsenic, total (3050)	M6020 ICP-MS	1.6		*	mg/Kg	0.3	1	11/11/08 23:17	rac
Barium, total (3050)	M6010B ICP	95.4		*	mg/Kg	0.3	2	11/12/08 0:02	aeh
Beryllium, total (3050)	M6010B ICP	0.4	B		mg/Kg	0.2	1	11/12/08 0:02	aeh
Cadmium, total (3050)	M6010B ICP		U		mg/Kg	0.5	2	11/12/08 0:02	aeh
Chromium, total (3050)	M6010B ICP	11			mg/Kg	1	5	11/12/08 0:02	aeh
Cobalt, total (3050)	M6010B ICP	13		*	mg/Kg	1	5	11/12/08 0:02	aeh
Copper, total (3050)	M6010B ICP	530		*	mg/Kg	1	5	11/12/08 0:02	aeh
Lead, total (3050)	M6020 ICP-MS	12.60		*	mg/Kg	0.05	0.3	11/11/08 23:17	rac
Manganese, total (3050)	M6010B ICP	297			mg/Kg	0.5	3	11/12/08 0:02	aeh
Mercury, total	M7471A CVAA		U		mg/Kg	0.04	0.2	11/18/08 11:49	pmc
Molybdenum, total (3050)	M6010B ICP	43		*	mg/Kg	1	5	11/12/08 0:02	aeh
Nickel, total (3050)	M6010B ICP	9			mg/Kg	1	5	11/12/08 0:02	aeh
Selenium, total (3050)	M6020 ICP-MS	1.44			mg/Kg	0.05	0.3	11/11/08 23:17	rac
Thallium, total (3050)	M6020 ICP-MS	0.22	B	*	mg/Kg	0.05	0.3	11/11/08 23:17	rac
Uranium, total (3050)	M6020 ICP-MS	2.58		*	mg/Kg	0.05	0.3	11/11/08 23:17	rac
Zinc, total (3050)	M6010B ICP	50		*	mg/Kg	1	5	11/12/08 0:02	aeh

Soil Analysis

Parameter	EPA Method	Result	Qual	XQ	Units	MDL	PQL	Date	Analyst
Solids, Percent	CLPSOW390, PART F, D-98	89.1		*	%	0.1	0.5	11/06/08 18:56	bjl

Soil Preparation

Parameter	EPA Method	Result	Qual	XQ	Units	MDL	PQL	Date	Analyst
Air Dry at 34 Degrees C	USDA No. 1, 1972			*				11/06/08 7:39	bjl
Digestion - Hot Plate	M3050B ICP-MS							11/10/08 11:22	mjc
Sieve-2000 um (2.0mm)	ASA No.9, 15-4.2.2			*				11/08/08 3:39	bjl

Arizona license number: AZ0102

** Please refer to Qualifier Reports for details.*

ACZ Laboratories, Inc.
2773 Downhill Drive Steamboat Springs, CO 80487 (800) 334-5493

Inorganic Analytical Results

FMI Gold & Copper - Sierrita
Project ID: OJ07R9
Sample ID: ST-SB06 160-180

ACZ Sample ID: ***L72871-09***
Date Sampled: *10/23/08 14:52*
Date Received: *11/05/08*
Sample Matrix: *Soil*

Metals Analysis

Parameter	EPA Method	Result	Qual	XQ	Units	MDL	PQL	Date	Analyst
Antimony, total (3050)	M6020 ICP-MS		U	*	mg/Kg	0.2	1	11/11/08 23:23	rac
Arsenic, total (3050)	M6020 ICP-MS	1.6		*	mg/Kg	0.3	1	11/11/08 23:23	rac
Barium, total (3050)	M6010B ICP	104		*	mg/Kg	0.3	2	11/12/08 0:06	aeh
Beryllium, total (3050)	M6010B ICP	0.4	B		mg/Kg	0.2	1	11/12/08 0:06	aeh
Cadmium, total (3050)	M6010B ICP		U		mg/Kg	0.5	2	11/12/08 0:06	aeh
Chromium, total (3050)	M6010B ICP	14			mg/Kg	1	5	11/12/08 0:06	aeh
Cobalt, total (3050)	M6010B ICP	14		*	mg/Kg	1	5	11/12/08 0:06	aeh
Copper, total (3050)	M6010B ICP	579		*	mg/Kg	1	5	11/12/08 0:06	aeh
Lead, total (3050)	M6020 ICP-MS	4.24		*	mg/Kg	0.05	0.3	11/11/08 23:23	rac
Manganese, total (3050)	M6010B ICP	315			mg/Kg	0.5	3	11/12/08 0:06	aeh
Mercury, total	M7471A CVAA		U		mg/Kg	0.04	0.2	11/18/08 11:51	pmc
Molybdenum, total (3050)	M6010B ICP	124		*	mg/Kg	1	5	11/12/08 0:06	aeh
Nickel, total (3050)	M6010B ICP	9			mg/Kg	1	5	11/12/08 0:06	aeh
Selenium, total (3050)	M6020 ICP-MS	1.32			mg/Kg	0.05	0.3	11/11/08 23:23	rac
Thallium, total (3050)	M6020 ICP-MS	0.28	B	*	mg/Kg	0.05	0.3	11/11/08 23:23	rac
Uranium, total (3050)	M6020 ICP-MS	2.99		*	mg/Kg	0.05	0.3	11/11/08 23:23	rac
Zinc, total (3050)	M6010B ICP	70		*	mg/Kg	1	5	11/12/08 0:06	aeh

Soil Analysis

Parameter	EPA Method	Result	Qual	XQ	Units	MDL	PQL	Date	Analyst
Solids, Percent	CLPSOW390, PART F, D-98	87.4		*	%	0.1	0.5	11/06/08 20:03	bjl

Soil Preparation

Parameter	EPA Method	Result	Qual	XQ	Units	MDL	PQL	Date	Analyst
Air Dry at 34 Degrees C	USDA No. 1, 1972			*				11/06/08 7:45	bjl
Digestion - Hot Plate	M3050B ICP-MS							11/10/08 11:40	mjc
Sieve-2000 um (2.0mm)	ASA No.9, 15-4.2.2			*				11/08/08 5:45	bjl

Arizona license number: AZ0102

** Please refer to Qualifier Reports for details.*

ACZ Laboratories, Inc.
2773 Downhill Drive Steamboat Springs, CO 80487 (800) 334-5493

Inorganic Analytical Results

FMI Gold & Copper - Sierrita
Project ID: OJ07R9
Sample ID: ST-SB06 180-200

ACZ Sample ID: ***L72871-10***
Date Sampled: *10/24/08 09:27*
Date Received: *11/05/08*
Sample Matrix: *Soil*

Metals Analysis

Parameter	EPA Method	Result	Qual	XQ	Units	MDL	PQL	Date	Analyst
Antimony, total (3050)	M6020 ICP-MS	0.5	B	*	mg/Kg	0.2	1	11/11/08 23:29	rac
Arsenic, total (3050)	M6020 ICP-MS	2.2		*	mg/Kg	0.3	1	11/11/08 23:29	rac
Barium, total (3050)	M6010B ICP	97.5		*	mg/Kg	0.3	2	11/12/08 0:09	aeh
Beryllium, total (3050)	M6010B ICP	0.4	B		mg/Kg	0.2	1	11/12/08 0:09	aeh
Cadmium, total (3050)	M6010B ICP		U		mg/Kg	0.5	2	11/12/08 0:09	aeh
Chromium, total (3050)	M6010B ICP	10			mg/Kg	1	5	11/12/08 0:09	aeh
Cobalt, total (3050)	M6010B ICP	12		*	mg/Kg	1	5	11/12/08 0:09	aeh
Copper, total (3050)	M6010B ICP	561		*	mg/Kg	1	5	11/12/08 0:09	aeh
Lead, total (3050)	M6020 ICP-MS	7.79		*	mg/Kg	0.05	0.3	11/11/08 23:29	rac
Manganese, total (3050)	M6010B ICP	291			mg/Kg	0.5	3	11/12/08 0:09	aeh
Mercury, total	M7471A CVAA		U		mg/Kg	0.04	0.2	11/18/08 11:54	pmc
Molybdenum, total (3050)	M6010B ICP	60		*	mg/Kg	1	5	11/12/08 0:09	aeh
Nickel, total (3050)	M6010B ICP	8			mg/Kg	1	5	11/12/08 0:09	aeh
Selenium, total (3050)	M6020 ICP-MS	1.27			mg/Kg	0.05	0.3	11/11/08 23:29	rac
Thallium, total (3050)	M6020 ICP-MS	0.21	B	*	mg/Kg	0.05	0.3	11/11/08 23:29	rac
Uranium, total (3050)	M6020 ICP-MS	3.01		*	mg/Kg	0.05	0.3	11/11/08 23:29	rac
Zinc, total (3050)	M6010B ICP	76		*	mg/Kg	1	5	11/12/08 0:09	aeh

Soil Analysis

Parameter	EPA Method	Result	Qual	XQ	Units	MDL	PQL	Date	Analyst
Solids, Percent	CLPSOW390, PART F, D-98	92.0		*	%	0.1	0.5	11/06/08 21:09	bjl

Soil Preparation

Parameter	EPA Method	Result	Qual	XQ	Units	MDL	PQL	Date	Analyst
Air Dry at 34 Degrees C	USDA No. 1, 1972			*				11/06/08 7:50	bjl
Digestion - Hot Plate	M3050B ICP-MS							11/10/08 11:58	mjc
Sieve-2000 um (2.0mm)	ASA No.9, 15-4.2.2			*				11/08/08 7:50	bjl

Arizona license number: AZ0102

** Please refer to Qualifier Reports for details.*

ACZ Laboratories, Inc.
2773 Downhill Drive Steamboat Springs, CO 80487 (800) 334-5493

Inorganic Analytical Results

FMI Gold & Copper - Sierrita
Project ID: OJ07R9
Sample ID: ST-SB06 200-220

ACZ Sample ID: ***L72871-11***
Date Sampled: *10/24/08 11:47*
Date Received: *11/05/08*
Sample Matrix: *Soil*

Metals Analysis

Parameter	EPA Method	Result	Qual	XQ	Units	MDL	PQL	Date	Analyst
Antimony, total (3050)	M6020 ICP-MS		U	*	mg/Kg	0.2	1	11/11/08 23:34	rac
Arsenic, total (3050)	M6020 ICP-MS	1.7		*	mg/Kg	0.3	1	11/11/08 23:34	rac
Barium, total (3050)	M6010B ICP	107		*	mg/Kg	0.3	2	11/12/08 0:13	aeh
Beryllium, total (3050)	M6010B ICP	0.4	B		mg/Kg	0.2	1	11/12/08 0:13	aeh
Cadmium, total (3050)	M6010B ICP		U		mg/Kg	0.5	2	11/12/08 0:13	aeh
Chromium, total (3050)	M6010B ICP	12			mg/Kg	1	5	11/12/08 0:13	aeh
Cobalt, total (3050)	M6010B ICP	13		*	mg/Kg	1	5	11/12/08 0:13	aeh
Copper, total (3050)	M6010B ICP	642		*	mg/Kg	1	5	11/12/08 0:13	aeh
Lead, total (3050)	M6020 ICP-MS	36.90		*	mg/Kg	0.05	0.3	11/11/08 23:34	rac
Manganese, total (3050)	M6010B ICP	301			mg/Kg	0.5	3	11/12/08 0:13	aeh
Mercury, total	M7471A CVAA		U		mg/Kg	0.04	0.2	11/18/08 11:56	pmc
Molybdenum, total (3050)	M6010B ICP	129		*	mg/Kg	1	5	11/12/08 0:13	aeh
Nickel, total (3050)	M6010B ICP	9			mg/Kg	1	5	11/12/08 0:13	aeh
Selenium, total (3050)	M6020 ICP-MS	1.47			mg/Kg	0.05	0.3	11/11/08 23:34	rac
Thallium, total (3050)	M6020 ICP-MS	0.23	B	*	mg/Kg	0.05	0.3	11/11/08 23:34	rac
Uranium, total (3050)	M6020 ICP-MS	2.50		*	mg/Kg	0.05	0.3	11/11/08 23:34	rac
Zinc, total (3050)	M6010B ICP	82		*	mg/Kg	1	5	11/12/08 0:13	aeh

Soil Analysis

Parameter	EPA Method	Result	Qual	XQ	Units	MDL	PQL	Date	Analyst
Solids, Percent	CLPSOW390, PART F, D-98	91.3		*	%	0.1	0.5	11/06/08 22:15	bjl

Soil Preparation

Parameter	EPA Method	Result	Qual	XQ	Units	MDL	PQL	Date	Analyst
Air Dry at 34 Degrees C	USDA No. 1, 1972			*				11/06/08 7:56	bjl
Digestion - Hot Plate	M3050B ICP-MS							11/10/08 12:17	mjc
Sieve-2000 um (2.0mm)	ASA No.9, 15-4.2.2			*				11/08/08 9:56	bjl

Arizona license number: AZ0102

** Please refer to Qualifier Reports for details.*

ACZ Laboratories, Inc.
2773 Downhill Drive Steamboat Springs, CO 80487 (800) 334-5493

Inorganic Analytical Results

FMI Gold & Copper - Sierrita
Project ID: OJ07R9
Sample ID: ST-SB06 220-240

ACZ Sample ID: ***L72871-12***
Date Sampled: *10/24/08 14:52*
Date Received: *11/05/08*
Sample Matrix: *Soil*

Metals Analysis

Parameter	EPA Method	Result	Qual	XQ	Units	MDL	PQL	Date	Analyst
Antimony, total (3050)	M6020 ICP-MS	0.2	B	*	mg/Kg	0.2	1	11/11/08 23:40	rac
Arsenic, total (3050)	M6020 ICP-MS	2.1		*	mg/Kg	0.3	1	11/11/08 23:40	rac
Barium, total (3050)	M6010B ICP	127		*	mg/Kg	0.3	2	11/12/08 0:24	aeh
Beryllium, total (3050)	M6010B ICP	0.5	B		mg/Kg	0.2	1	11/12/08 0:24	aeh
Cadmium, total (3050)	M6010B ICP		U		mg/Kg	0.5	2	11/12/08 0:24	aeh
Chromium, total (3050)	M6010B ICP	24			mg/Kg	1	5	11/12/08 0:24	aeh
Cobalt, total (3050)	M6010B ICP	15		*	mg/Kg	1	5	11/12/08 0:24	aeh
Copper, total (3050)	M6010B ICP	318		*	mg/Kg	1	5	11/12/08 0:24	aeh
Lead, total (3050)	M6020 ICP-MS	4.17		*	mg/Kg	0.05	0.3	11/11/08 23:40	rac
Manganese, total (3050)	M6010B ICP	369			mg/Kg	0.5	3	11/12/08 0:24	aeh
Mercury, total	M7471A CVAA		U		mg/Kg	0.04	0.2	11/18/08 11:58	pmc
Molybdenum, total (3050)	M6010B ICP	38		*	mg/Kg	1	5	11/12/08 0:24	aeh
Nickel, total (3050)	M6010B ICP	16			mg/Kg	1	5	11/12/08 0:24	aeh
Selenium, total (3050)	M6020 ICP-MS	1.18			mg/Kg	0.05	0.3	11/11/08 23:40	rac
Thallium, total (3050)	M6020 ICP-MS	0.34		*	mg/Kg	0.05	0.3	11/11/08 23:40	rac
Uranium, total (3050)	M6020 ICP-MS	4.53		*	mg/Kg	0.05	0.3	11/11/08 23:40	rac
Zinc, total (3050)	M6010B ICP	76		*	mg/Kg	1	5	11/12/08 0:24	aeh

Soil Analysis

Parameter	EPA Method	Result	Qual	XQ	Units	MDL	PQL	Date	Analyst
Solids, Percent	CLPSOW390, PART F, D-98	91.0		*	%	0.1	0.5	11/06/08 23:22	bjl

Soil Preparation

Parameter	EPA Method	Result	Qual	XQ	Units	MDL	PQL	Date	Analyst
Air Dry at 34 Degrees C	USDA No. 1, 1972			*				11/06/08 8:01	bjl
Digestion - Hot Plate	M3050B ICP-MS							11/10/08 12:35	mjc
Sieve-2000 um (2.0mm)	ASA No.9, 15-4.2.2			*				11/08/08 12:01	bjl

Arizona license number: AZ0102

** Please refer to Qualifier Reports for details.*

ACZ Laboratories, Inc.
2773 Downhill Drive Steamboat Springs, CO 80487 (800) 334-5493

Inorganic Analytical Results

FMI Gold & Copper - Sierrita
Project ID: OJ07R9
Sample ID: ST-SB06 240-260

ACZ Sample ID: ***L72871-13***
Date Sampled: *10/25/08 10:12*
Date Received: *11/05/08*
Sample Matrix: *Soil*

Metals Analysis

Parameter	EPA Method	Result	Qual	XQ	Units	MDL	PQL	Date	Analyst
Antimony, total (3050)	M6020 ICP-MS	0.3	B	*	mg/Kg	0.2	1	11/11/08 23:46	rac
Arsenic, total (3050)	M6020 ICP-MS	1.9		*	mg/Kg	0.3	1	11/11/08 23:46	rac
Barium, total (3050)	M6010B ICP	137		*	mg/Kg	0.3	2	11/12/08 0:27	aeh
Beryllium, total (3050)	M6010B ICP	0.5	B		mg/Kg	0.2	1	11/12/08 0:27	aeh
Cadmium, total (3050)	M6010B ICP		U		mg/Kg	0.5	2	11/12/08 0:27	aeh
Chromium, total (3050)	M6010B ICP	34			mg/Kg	1	5	11/12/08 0:27	aeh
Cobalt, total (3050)	M6010B ICP	14		*	mg/Kg	1	5	11/12/08 0:27	aeh
Copper, total (3050)	M6010B ICP	230		*	mg/Kg	1	5	11/12/08 0:27	aeh
Lead, total (3050)	M6020 ICP-MS	4.30			mg/Kg	0.05	0.3	11/19/08 13:30	rac
Manganese, total (3050)	M6010B ICP	412			mg/Kg	0.5	3	11/12/08 0:27	aeh
Mercury, total	M7471A CVAA		U		mg/Kg	0.04	0.2	11/18/08 12:00	pmc
Molybdenum, total (3050)	M6010B ICP	32		*	mg/Kg	1	5	11/12/08 0:27	aeh
Nickel, total (3050)	M6010B ICP	22			mg/Kg	1	5	11/12/08 0:27	aeh
Selenium, total (3050)	M6020 ICP-MS	1.01			mg/Kg	0.05	0.3	11/11/08 23:46	rac
Thallium, total (3050)	M6020 ICP-MS	0.44		*	mg/Kg	0.05	0.3	11/11/08 23:46	rac
Uranium, total (3050)	M6020 ICP-MS	2.72		*	mg/Kg	0.05	0.3	11/11/08 23:46	rac
Zinc, total (3050)	M6010B ICP	73		*	mg/Kg	1	5	11/12/08 0:27	aeh

Soil Analysis

Parameter	EPA Method	Result	Qual	XQ	Units	MDL	PQL	Date	Analyst
Solids, Percent	CLPSOW390, PART F, D-98	88.8		*	%	0.1	0.5	11/07/08 0:28	bjl

Soil Preparation

Parameter	EPA Method	Result	Qual	XQ	Units	MDL	PQL	Date	Analyst
Air Dry at 34 Degrees C	USDA No. 1, 1972			*				11/06/08 8:07	bjl
Digestion - Hot Plate	M3050B ICP-MS							11/10/08 12:53	mjc
Sieve-2000 um (2.0mm)	ASA No.9, 15-4.2.2			*				11/08/08 14:07	bjl

Arizona license number: AZ0102

** Please refer to Qualifier Reports for details.*

ACZ Laboratories, Inc.
2773 Downhill Drive Steamboat Springs, CO 80487 (800) 334-5493

Inorganic Analytical Results

FMI Gold & Copper - Sierrita
Project ID: OJ07R9
Sample ID: ST-SB06 260-280

ACZ Sample ID: ***L72871-14***
Date Sampled: *10/26/08 09:07*
Date Received: *11/05/08*
Sample Matrix: *Soil*

Metals Analysis

Parameter	EPA Method	Result	Qual	XQ	Units	MDL	PQL	Date	Analyst
Antimony, total (3050)	M6020 ICP-MS	0.3	B	*	mg/Kg	0.2	1	11/12/08 0:03	rac
Arsenic, total (3050)	M6020 ICP-MS	1.7		*	mg/Kg	0.3	1	11/12/08 0:03	rac
Barium, total (3050)	M6010B ICP	126		*	mg/Kg	0.3	2	11/12/08 0:31	aeh
Beryllium, total (3050)	M6010B ICP	0.5	B		mg/Kg	0.2	1	11/12/08 0:31	aeh
Cadmium, total (3050)	M6010B ICP		U		mg/Kg	0.5	2	11/12/08 0:31	aeh
Chromium, total (3050)	M6010B ICP	33			mg/Kg	1	5	11/12/08 0:31	aeh
Cobalt, total (3050)	M6010B ICP	14		*	mg/Kg	1	5	11/12/08 0:31	aeh
Copper, total (3050)	M6010B ICP	392		*	mg/Kg	1	5	11/12/08 0:31	aeh
Lead, total (3050)	M6020 ICP-MS	6.83		*	mg/Kg	0.05	0.3	11/12/08 0:03	rac
Manganese, total (3050)	M6010B ICP	386			mg/Kg	0.5	3	11/12/08 0:31	aeh
Mercury, total	M7471A CVAA		U		mg/Kg	0.04	0.2	11/18/08 12:03	pmc
Molybdenum, total (3050)	M6010B ICP	42		*	mg/Kg	1	5	11/12/08 0:31	aeh
Nickel, total (3050)	M6010B ICP	21			mg/Kg	1	5	11/12/08 0:31	aeh
Selenium, total (3050)	M6020 ICP-MS	1.13			mg/Kg	0.05	0.3	11/12/08 0:03	rac
Thallium, total (3050)	M6020 ICP-MS	0.42		*	mg/Kg	0.05	0.3	11/12/08 0:03	rac
Uranium, total (3050)	M6020 ICP-MS	2.94		*	mg/Kg	0.05	0.3	11/12/08 0:03	rac
Zinc, total (3050)	M6010B ICP	73		*	mg/Kg	1	5	11/12/08 0:31	aeh

Soil Analysis

Parameter	EPA Method	Result	Qual	XQ	Units	MDL	PQL	Date	Analyst
Solids, Percent	CLPSOW390, PART F, D-98	89.2		*	%	0.1	0.5	11/07/08 1:34	bjl

Soil Preparation

Parameter	EPA Method	Result	Qual	XQ	Units	MDL	PQL	Date	Analyst
Air Dry at 34 Degrees C	USDA No. 1, 1972			*				11/06/08 8:13	bjl
Digestion - Hot Plate	M3050B ICP-MS							11/10/08 13:11	mjc
Sieve-2000 um (2.0mm)	ASA No.9, 15-4.2.2			*				11/08/08 16:13	bjl

Arizona license number: AZ0102

** Please refer to Qualifier Reports for details.*

ACZ Laboratories, Inc.
2773 Downhill Drive Steamboat Springs, CO 80487 (800) 334-5493

Inorganic Analytical Results

FMI Gold & Copper - Sierrita
Project ID: OJ07R9
Sample ID: ST-SB06 280-300

ACZ Sample ID: ***L72871-15***
Date Sampled: *10/28/08 09:47*
Date Received: *11/05/08*
Sample Matrix: *Soil*

Metals Analysis

Parameter	EPA Method	Result	Qual	XQ	Units	MDL	PQL	Date	Analyst
Antimony, total (3050)	M6020 ICP-MS		U	*	mg/Kg	0.2	1	11/12/08 0:09	rac
Arsenic, total (3050)	M6020 ICP-MS	1.5		*	mg/Kg	0.3	1	11/12/08 0:09	rac
Barium, total (3050)	M6010B ICP	171		*	mg/Kg	0.3	2	11/12/08 0:35	aeh
Beryllium, total (3050)	M6010B ICP	0.6	B		mg/Kg	0.2	1	11/12/08 0:35	aeh
Cadmium, total (3050)	M6010B ICP		U		mg/Kg	0.5	2	11/12/08 0:35	aeh
Chromium, total (3050)	M6010B ICP	49			mg/Kg	1	5	11/12/08 0:35	aeh
Cobalt, total (3050)	M6010B ICP	17		*	mg/Kg	1	5	11/12/08 0:35	aeh
Copper, total (3050)	M6010B ICP	280		*	mg/Kg	1	5	11/12/08 0:35	aeh
Lead, total (3050)	M6020 ICP-MS	7.50		*	mg/Kg	0.05	0.3	11/12/08 0:09	rac
Manganese, total (3050)	M6010B ICP	456			mg/Kg	0.5	3	11/12/08 0:35	aeh
Mercury, total	M7471A CVAA		U		mg/Kg	0.04	0.2	11/18/08 12:06	pmc
Molybdenum, total (3050)	M6010B ICP	42		*	mg/Kg	1	5	11/12/08 0:35	aeh
Nickel, total (3050)	M6010B ICP	31			mg/Kg	1	5	11/12/08 0:35	aeh
Selenium, total (3050)	M6020 ICP-MS	1.30			mg/Kg	0.05	0.3	11/12/08 0:09	rac
Thallium, total (3050)	M6020 ICP-MS	0.63		*	mg/Kg	0.05	0.3	11/12/08 0:09	rac
Uranium, total (3050)	M6020 ICP-MS	2.42		*	mg/Kg	0.05	0.3	11/12/08 0:09	rac
Zinc, total (3050)	M6010B ICP	91		*	mg/Kg	1	5	11/12/08 0:35	aeh

Soil Analysis

Parameter	EPA Method	Result	Qual	XQ	Units	MDL	PQL	Date	Analyst
Solids, Percent	CLPSOW390, PART F, D-98	89.7		*	%	0.1	0.5	11/07/08 2:41	bjl

Soil Preparation

Parameter	EPA Method	Result	Qual	XQ	Units	MDL	PQL	Date	Analyst
Air Dry at 34 Degrees C	USDA No. 1, 1972			*				11/06/08 8:18	bjl
Digestion - Hot Plate	M3050B ICP-MS							11/10/08 13:29	mjc
Sieve-2000 um (2.0mm)	ASA No.9, 15-4.2.2			*				11/08/08 18:18	bjl

Arizona license number: AZ0102

** Please refer to Qualifier Reports for details.*

ACZ Laboratories, Inc.
2773 Downhill Drive Steamboat Springs, CO 80487 (800) 334-5493

Inorganic Analytical Results

FMI Gold & Copper - Sierrita
Project ID: OJ07R9
Sample ID: ST-SB06 300-320

ACZ Sample ID: ***L72871-16***
Date Sampled: *10/28/08 13:52*
Date Received: *11/05/08*
Sample Matrix: *Soil*

Metals Analysis

Parameter	EPA Method	Result	Qual	XQ	Units	MDL	PQL	Date	Analyst
Antimony, total (3050)	M6020 ICP-MS	0.3	B	*	mg/Kg	0.2	1	11/12/08 0:14	rac
Arsenic, total (3050)	M6020 ICP-MS	3.2		*	mg/Kg	0.3	1	11/12/08 0:14	rac
Barium, total (3050)	M6010B ICP	78.5		*	mg/Kg	0.3	2	11/12/08 0:38	aeh
Beryllium, total (3050)	M6010B ICP	0.7	B		mg/Kg	0.2	1	11/12/08 0:38	aeh
Cadmium, total (3050)	M6010B ICP		U		mg/Kg	0.5	2	11/12/08 0:38	aeh
Chromium, total (3050)	M6010B ICP	9			mg/Kg	1	5	11/12/08 0:38	aeh
Cobalt, total (3050)	M6010B ICP	5		*	mg/Kg	1	5	11/12/08 0:38	aeh
Copper, total (3050)	M6010B ICP	223		*	mg/Kg	1	5	11/12/08 0:38	aeh
Lead, total (3050)	M6020 ICP-MS	9.16		*	mg/Kg	0.05	0.3	11/12/08 0:14	rac
Manganese, total (3050)	M6010B ICP	212			mg/Kg	0.5	3	11/12/08 0:38	aeh
Mercury, total	M7471A CVAA		U		mg/Kg	0.04	0.2	11/18/08 12:13	pmc
Molybdenum, total (3050)	M6010B ICP	12		*	mg/Kg	1	5	11/12/08 0:38	aeh
Nickel, total (3050)	M6010B ICP	6			mg/Kg	1	5	11/12/08 0:38	aeh
Selenium, total (3050)	M6020 ICP-MS	0.26	B		mg/Kg	0.05	0.3	11/12/08 0:14	rac
Thallium, total (3050)	M6020 ICP-MS	0.15	B	*	mg/Kg	0.05	0.3	11/12/08 0:14	rac
Uranium, total (3050)	M6020 ICP-MS	1.08		*	mg/Kg	0.05	0.3	11/12/08 0:14	rac
Zinc, total (3050)	M6010B ICP	48		*	mg/Kg	1	5	11/12/08 0:38	aeh

Soil Analysis

Parameter	EPA Method	Result	Qual	XQ	Units	MDL	PQL	Date	Analyst
Solids, Percent	CLPSOW390, PART F, D-98	78.4		*	%	0.1	0.5	11/07/08 3:47	bjl

Soil Preparation

Parameter	EPA Method	Result	Qual	XQ	Units	MDL	PQL	Date	Analyst
Air Dry at 34 Degrees C	USDA No. 1, 1972			*				11/06/08 8:24	bjl
Digestion - Hot Plate	M3050B ICP-MS							11/10/08 13:47	mjc
Sieve-2000 um (2.0mm)	ASA No.9, 15-4.2.2			*				11/08/08 20:24	bjl

Arizona license number: AZ0102

** Please refer to Qualifier Reports for details.*

ACZ Laboratories, Inc.
2773 Downhill Drive Steamboat Springs, CO 80487 (800) 334-5493

Inorganic Analytical Results

FMI Gold & Copper - Sierrita
Project ID: OJ07R9
Sample ID: ST-SB06 300-320 D

ACZ Sample ID: ***L72871-17***
Date Sampled: *10/28/08 13:52*
Date Received: *11/05/08*
Sample Matrix: *Soil*

Metals Analysis

Parameter	EPA Method	Result	Qual	XQ	Units	MDL	PQL	Date	Analyst
Antimony, total (3050)	M6020 ICP-MS	0.3	B	*	mg/Kg	0.2	1	11/12/08 0:20	rac
Arsenic, total (3050)	M6020 ICP-MS	2.9		*	mg/Kg	0.3	1	11/12/08 0:20	rac
Barium, total (3050)	M6010B ICP	52.6		*	mg/Kg	0.3	2	11/12/08 0:42	aeh
Beryllium, total (3050)	M6010B ICP	0.6	B		mg/Kg	0.2	1	11/12/08 0:42	aeh
Cadmium, total (3050)	M6010B ICP		U		mg/Kg	0.5	2	11/12/08 0:42	aeh
Chromium, total (3050)	M6010B ICP	9			mg/Kg	1	5	11/12/08 0:42	aeh
Cobalt, total (3050)	M6010B ICP	6		*	mg/Kg	1	5	11/12/08 0:42	aeh
Copper, total (3050)	M6010B ICP	223		*	mg/Kg	1	5	11/12/08 0:42	aeh
Lead, total (3050)	M6020 ICP-MS	9.05		*	mg/Kg	0.05	0.3	11/12/08 0:20	rac
Manganese, total (3050)	M6010B ICP	227			mg/Kg	0.5	3	11/12/08 0:42	aeh
Mercury, total	M7471A CVAA		U		mg/Kg	0.04	0.2	11/18/08 12:15	pmc
Molybdenum, total (3050)	M6010B ICP	11		*	mg/Kg	1	5	11/12/08 0:42	aeh
Nickel, total (3050)	M6010B ICP	6			mg/Kg	1	5	11/12/08 0:42	aeh
Selenium, total (3050)	M6020 ICP-MS	0.22	B		mg/Kg	0.05	0.3	11/12/08 0:20	rac
Thallium, total (3050)	M6020 ICP-MS	0.14	B	*	mg/Kg	0.05	0.3	11/12/08 0:20	rac
Uranium, total (3050)	M6020 ICP-MS	1.04		*	mg/Kg	0.05	0.3	11/12/08 0:20	rac
Zinc, total (3050)	M6010B ICP	41		*	mg/Kg	1	5	11/12/08 0:42	aeh

Soil Analysis

Parameter	EPA Method	Result	Qual	XQ	Units	MDL	PQL	Date	Analyst
Solids, Percent	CLPSOW390, PART F, D-98	90.3		*	%	0.1	0.5	11/07/08 4:53	bjl

Soil Preparation

Parameter	EPA Method	Result	Qual	XQ	Units	MDL	PQL	Date	Analyst
Air Dry at 34 Degrees C	USDA No. 1, 1972			*				11/06/08 8:30	bjl
Digestion - Hot Plate	M3050B ICP-MS							11/10/08 14:05	mjc
Sieve-2000 um (2.0mm)	ASA No.9, 15-4.2.2			*				11/08/08 22:30	bjl

Arizona license number: AZ0102

** Please refer to Qualifier Reports for details.*

ACZ Laboratories, Inc.
2773 Downhill Drive Steamboat Springs, CO 80487 (800) 334-5493

Inorganic Analytical Results

FMI Gold & Copper - Sierrita
Project ID: OJ07R9
Sample ID: ST-SB06 260-280 MSD

ACZ Sample ID: ***L72871-18***
Date Sampled: *10/26/08 09:07*
Date Received: *11/05/08*
Sample Matrix: *Soil*

Metals Analysis

Parameter	EPA Method	Result	Qual	XQ	Units	MDL	PQL	Date	Analyst
Antimony, total (3050)	M6020 ICP-MS	0.2	B	*	mg/Kg	0.2	1	11/12/08 0:26	rac
Arsenic, total (3050)	M6020 ICP-MS	2.0		*	mg/Kg	0.3	1	11/12/08 0:26	rac
Barium, total (3050)	M6010B ICP	117		*	mg/Kg	0.3	2	11/12/08 0:45	aeh
Beryllium, total (3050)	M6010B ICP	0.5	B		mg/Kg	0.2	1	11/12/08 0:45	aeh
Cadmium, total (3050)	M6010B ICP		U		mg/Kg	0.5	2	11/12/08 0:45	aeh
Chromium, total (3050)	M6010B ICP	30			mg/Kg	1	5	11/12/08 0:45	aeh
Cobalt, total (3050)	M6010B ICP	14		*	mg/Kg	1	5	11/12/08 0:45	aeh
Copper, total (3050)	M6010B ICP	372		*	mg/Kg	1	5	11/12/08 0:45	aeh
Lead, total (3050)	M6020 ICP-MS	6.12		*	mg/Kg	0.05	0.3	11/12/08 0:26	rac
Manganese, total (3050)	M6010B ICP	374			mg/Kg	0.5	3	11/12/08 0:45	aeh
Mercury, total	M7471A CVAA		U		mg/Kg	0.04	0.2	11/18/08 12:17	pmc
Molybdenum, total (3050)	M6010B ICP	66		*	mg/Kg	1	5	11/12/08 0:45	aeh
Nickel, total (3050)	M6010B ICP	20			mg/Kg	1	5	11/12/08 0:45	aeh
Selenium, total (3050)	M6020 ICP-MS	1.26			mg/Kg	0.05	0.3	11/12/08 0:26	rac
Thallium, total (3050)	M6020 ICP-MS	0.39		*	mg/Kg	0.05	0.3	11/12/08 0:26	rac
Uranium, total (3050)	M6020 ICP-MS	2.52		*	mg/Kg	0.05	0.3	11/12/08 0:26	rac
Zinc, total (3050)	M6010B ICP	68		*	mg/Kg	1	5	11/12/08 0:45	aeh

Soil Analysis

Parameter	EPA Method	Result	Qual	XQ	Units	MDL	PQL	Date	Analyst
Solids, Percent	CLPSOW390, PART F, D-98	95.6		*	%	0.1	0.5	11/07/08 6:00	bjl

Soil Preparation

Parameter	EPA Method	Result	Qual	XQ	Units	MDL	PQL	Date	Analyst
Air Dry at 34 Degrees C	USDA No. 1, 1972			*				11/06/08 8:35	bjl
Digestion - Hot Plate	M3050B ICP-MS							11/10/08 14:23	mjc
Sieve-2000 um (2.0mm)	ASA No.9, 15-4.2.2			*				11/09/08 0:35	bjl

Arizona license number: AZ0102

** Please refer to Qualifier Reports for details.*

Report Header Explanations

Batch	A distinct set of samples analyzed at a specific time
Found	Value of the QC Type of interest
Limit	Upper limit for RPD, in %.
Lower	Lower Recovery Limit, in % (except for LCSS, mg/Kg)
MDL	Method Detection Limit. Same as Minimum Reporting Limit. Allows for instrument and annual fluctuations.
PCN/SCN	A number assigned to reagents/standards to trace to the manufacturer's certificate of analysis
PQL	Practical Quantitation Limit, typically 5 times the MDL.
QC	True Value of the Control Sample or the amount added to the Spike
Rec	Amount of the true value or spike added recovered, in % (except for LCSS, mg/Kg)
RPD	Relative Percent Difference, calculation used for Duplicate QC Types
Upper	Upper Recovery Limit, in % (except for LCSS, mg/Kg)
Sample	Value of the Sample of interest

QC Sample Types

AS	Analytical Spike (Post Digestion)	LCSWD	Laboratory Control Sample - Water Duplicate
ASD	Analytical Spike (Post Digestion) Duplicate	LFB	Laboratory Fortified Blank
CCB	Continuing Calibration Blank	LFM	Laboratory Fortified Matrix
CCV	Continuing Calibration Verification standard	LFMD	Laboratory Fortified Matrix Duplicate
DUP	Sample Duplicate	LRB	Laboratory Reagent Blank
ICB	Initial Calibration Blank	MS	Matrix Spike
ICV	Initial Calibration Verification standard	MSD	Matrix Spike Duplicate
ICSAB	Inter-element Correction Standard - A plus B solutions	PBS	Prep Blank - Soil
LCSS	Laboratory Control Sample - Soil	PBW	Prep Blank - Water
LCSSD	Laboratory Control Sample - Soil Duplicate	PQV	Practical Quantitation Verification standard
LCSW	Laboratory Control Sample - Water	SDL	Serial Dilution

QC Sample Type Explanations

Blanks	Verifies that there is no or minimal contamination in the prep method or calibration procedure.
Control Samples	Verifies the accuracy of the method, including the prep procedure.
Duplicates	Verifies the precision of the instrument and/or method.
Spikes/Fortified Matrix	Determines sample matrix interferences, if any.
Standard	Verifies the validity of the calibration.

ACZ Qualifiers (Qual)

B	Analyte concentration detected at a value between MDL and PQL. The associated value is an estimated quantity.
H	Analysis exceeded method hold time. pH is a field test with an immediate hold time.
U	The material was analyzed for, but was not detected above the level of the associated value. The associated value is either the sample quantitation limit or the sample detection limit.

Method References

(1)	EPA 600/4-83-020. Methods for Chemical Analysis of Water and Wastes, March 1983.
(2)	EPA 600/R-93-100. Methods for the Determination of Inorganic Substances in Environmental Samples, August 1993.
(3)	EPA 600/R-94-111. Methods for the Determination of Metals in Environmental Samples - Supplement I, May 1994.
(5)	EPA SW-846. Test Methods for Evaluating Solid Waste, Third Edition with Update III, December 1996.
(6)	Standard Methods for the Examination of Water and Wastewater, 19th edition, 1995.

Comments

(1)	QC results calculated from raw data. Results may vary slightly if the rounded values are used in the calculations.
(2)	Soil, Sludge, and Plant matrices for Inorganic analyses are reported on a dry weight basis.
(3)	Animal matrices for Inorganic analyses are reported on an "as received" basis.

FMI Gold & Copper - Sierrita
Project ID: OJ07R9

ACZ Project ID: ***L72871***

Antimony, total (3050) M6020 ICP-MS

ACZ ID	Type	Analyzed	PCN/SCN	QC	Sample	Found	Units	Rec	Lower	Upper	RPD	Limit	Qual
WG255513													
WG255513ICV	ICV	11/11/08 21:35	MS081101-2	.02		.02009	mg/L	100.5	90	110			
WG255513ICB	ICB	11/11/08 21:40				U	mg/L		-0.0012	0.0012			
WG255413PBS	PBS	11/11/08 22:03				U	mg/Kg		-0.6	0.6			
WG255413LCSS	LCSS	11/11/08 22:09	PCN30918	138		128.8	mg/Kg		0	322			
WG255413LCSSD	LCSSD	11/11/08 22:15	PCN30918	138		119.6	mg/Kg		0	322	7.4	20	
L72871-18MS	MS	11/12/08 0:31	MS081013-3	5	.2	2.72	mg/Kg	50.4	75	125			M2
L72871-18MSD	MSD	11/12/08 0:37	MS081013-3	5	.2	2.58	mg/Kg	47.6	75	125	5.28	20	M2

Arsenic, total (3050) M6020 ICP-MS

ACZ ID	Type	Analyzed	PCN/SCN	QC	Sample	Found	Units	Rec	Lower	Upper	RPD	Limit	Qual
WG255513													
WG255513ICV	ICV	11/11/08 21:35	MS081101-2	.05		.0507	mg/L	101.4	90	110			
WG255513ICB	ICB	11/11/08 21:40				U	mg/L		-0.0015	0.0015			
WG255413PBS	PBS	11/11/08 22:03				U	mg/Kg		-0.9	0.9			
WG255413LCSS	LCSS	11/11/08 22:09	PCN30918	123		130.1	mg/Kg		102	144			
WG255413LCSSD	LCSSD	11/11/08 22:15	PCN30918	123		128.2	mg/Kg		102	144	1.5	20	
L72871-18MS	MS	11/12/08 0:31	MS081013-3	25	2	18.26	mg/Kg	65	75	125			M2
L72871-18MSD	MSD	11/12/08 0:37	MS081013-3	25	2	18.3	mg/Kg	65.2	75	125	0.22	20	M2

Barium, total (3050) M6010B ICP

ACZ ID	Type	Analyzed	PCN/SCN	QC	Sample	Found	Units	Rec	Lower	Upper	RPD	Limit	Qual
WG255523													
WG255523ICV	ICV	11/11/08 22:48	II080820-1	2		2.0214	mg/L	101.1	90	110			
WG255523ICB	ICB	11/11/08 22:52				U	mg/L		-0.009	0.009			
WG255413PBS	PBS	11/11/08 23:07				U	mg/Kg		-0.9	0.9			
WG255413LCSS	LCSS	11/11/08 23:11	PCN30918	256		288.8	mg/Kg		206	306			
WG255413LCSSD	LCSSD	11/11/08 23:14	PCN30918	256		270.66	mg/Kg		206	306	6.5	20	
L72871-01MS	MS	11/11/08 23:25	II081105-2	50	83.6	130.45	mg/Kg	93.7	75	125			
L72871-01MSD	MSD	11/11/08 23:29	II081105-2	50	83.6	146.63	mg/Kg	126.1	75	125	11.68	20	MA

Beryllium, total (3050) M6010B ICP

ACZ ID	Type	Analyzed	PCN/SCN	QC	Sample	Found	Units	Rec	Lower	Upper	RPD	Limit	Qual
WG255523													
WG255523ICV	ICV	11/11/08 22:48	II080820-1	2		1.9812	mg/L	99.1	90	110			
WG255523ICB	ICB	11/11/08 22:52				U	mg/L		-0.006	0.006			
WG255413PBS	PBS	11/11/08 23:07				U	mg/Kg		-0.6	0.6			
WG255413LCSS	LCSS	11/11/08 23:11	PCN30918	75.9		83.24	mg/Kg		62.8	89.1			
WG255413LCSSD	LCSSD	11/11/08 23:14	PCN30918	75.9		81.2	mg/Kg		62.8	89.1	2.5	20	
L72871-01MS	MS	11/11/08 23:25	II081105-2	50	.3	49.52	mg/Kg	98.4	75	125			
L72871-01MSD	MSD	11/11/08 23:29	II081105-2	50	.3	48.76	mg/Kg	96.9	75	125	1.55	20	

FMI Gold & Copper - Sierrita
Project ID: OJ07R9

ACZ Project ID: ***L72871***

Cadmium, total (3050) M6010B ICP

ACZ ID	Type	Analyzed	PCN/SCN	QC	Sample	Found	Units	Rec	Lower	Upper	RPD	Limit	Qual
WG255523													
WG255523ICV	ICV	11/11/08 22:48	II080820-1	2		1.9259	mg/L	96.3	90	110			
WG255523ICB	ICB	11/11/08 22:52				U	mg/L		-0.015	0.015			
WG255413PBS	PBS	11/11/08 23:07				U	mg/Kg		-1.5	1.5			
WG255413LCSS	LCSS	11/11/08 23:11	PCN30918	258		263.06	mg/Kg		216	301			
WG255413LCSSD	LCSSD	11/11/08 23:14	PCN30918	258		251.45	mg/Kg		216	301	4.5	20	
L72871-01MS	MS	11/11/08 23:25	II081105-2	50	U	45.2	mg/Kg	90.4	75	125			
L72871-01MSD	MSD	11/11/08 23:29	II081105-2	50	U	44.89	mg/Kg	89.8	75	125	0.69	20	

Chromium, total (3050) M6010B ICP

ACZ ID	Type	Analyzed	PCN/SCN	QC	Sample	Found	Units	Rec	Lower	Upper	RPD	Limit	Qual
WG255523													
WG255523ICV	ICV	11/11/08 22:48	II080820-1	2		1.919	mg/L	96	90	110			
WG255523ICB	ICB	11/11/08 22:52				U	mg/L		-0.03	0.03			
WG255413PBS	PBS	11/11/08 23:07				U	mg/Kg		-3	3			
WG255413LCSS	LCSS	11/11/08 23:11	PCN30918	138		144.3	mg/Kg		113	163			
WG255413LCSSD	LCSSD	11/11/08 23:14	PCN30918	138		138.1	mg/Kg		113	163	4.4	20	
L72871-01MS	MS	11/11/08 23:25	II081105-2	50	5	50.3	mg/Kg	90.6	75	125			
L72871-01MSD	MSD	11/11/08 23:29	II081105-2	50	5	50	mg/Kg	90	75	125	0.6	20	

Cobalt, total (3050) M6010B ICP

ACZ ID	Type	Analyzed	PCN/SCN	QC	Sample	Found	Units	Rec	Lower	Upper	RPD	Limit	Qual
WG255523													
WG255523ICV	ICV	11/11/08 22:48	II080820-1	2.002		1.97	mg/L	98.4	90	110			
WG255523ICB	ICB	11/11/08 22:52				U	mg/L		-0.03	0.03			
WG255413PBS	PBS	11/11/08 23:07				U	mg/Kg		-3	3			
WG255413LCSS	LCSS	11/11/08 23:11	PCN30918	216		226.5	mg/Kg		181	252			
WG255413LCSSD	LCSSD	11/11/08 23:14	PCN30918	216		215.1	mg/Kg		181	252	5.2	20	
L72871-01MS	MS	11/11/08 23:25	II081105-2	50	5	50.6	mg/Kg	91.2	75	125			
L72871-01MSD	MSD	11/11/08 23:29	II081105-2	50	5	50.3	mg/Kg	90.6	75	125	0.59	20	

Copper, total (3050) M6010B ICP

ACZ ID	Type	Analyzed	PCN/SCN	QC	Sample	Found	Units	Rec	Lower	Upper	RPD	Limit	Qual
WG255523													
WG255523ICV	ICV	11/11/08 22:48	II080820-1	2		1.961	mg/L	98.1	90	110			
WG255523ICB	ICB	11/11/08 22:52				U	mg/L		-0.03	0.03			
WG255413PBS	PBS	11/11/08 23:07				U	mg/Kg		-3	3			
WG255413LCSS	LCSS	11/11/08 23:11	PCN30918	122		123.2	mg/Kg		102	141			
WG255413LCSSD	LCSSD	11/11/08 23:14	PCN30918	122		120.1	mg/Kg		102	141	2.5	20	
L72871-01MS	MS	11/11/08 23:25	II081105-2	50	303	340.3	mg/Kg	74.6	75	125			
L72871-01MSD	MSD	11/11/08 23:29	II081105-2	50	303	299.6	mg/Kg	-6.8	75	125	12.72	20	M3

FMI Gold & Copper - Sierrita
Project ID: OJ07R9

ACZ Project ID: ***L72871***

Lead, total (3050) M6020 ICP-MS

ACZ ID	Type	Analyzed	PCN/SCN	QC	Sample	Found	Units	Rec	Lower	Upper	RPD	Limit	Qual
WG255513													
WG255513ICV	ICV	11/11/08 21:35	MS081101-2	.05		.0473	mg/L	94.6	90	110			
WG255513ICB	ICB	11/11/08 21:40				U	mg/L		-0.0003	0.0003			
WG255413PBS	PBS	11/11/08 22:03				U	mg/Kg		-0.15	0.15			
WG255413LCSS	LCSS	11/11/08 22:09	PCN30918	136		131.45	mg/Kg		110	163			
WG255413LCSSD	LCSSD	11/11/08 22:15	PCN30918	136		129.3	mg/Kg		110	163	1.6	20	
L72871-18MS	MS	11/12/08 0:31	MS081013-3	25	6.12	27.87	mg/Kg	87	75	125			
L72871-18MSD	MSD	11/12/08 0:37	MS081013-3	25	6.12	29.61	mg/Kg	94	75	125	6.05	20	
WG255994													
WG255994ICV	ICV	11/19/08 12:29	MS081101-2	.05		.04872	mg/L	97.4	90	110			
WG255994ICB	ICB	11/19/08 12:33				U	mg/L		-0.0003	0.0003			
WG255413PBS	PBS	11/19/08 12:51				U	mg/Kg		-0.15	0.15			
WG255413LCSS	LCSS	11/19/08 12:55	PCN30918	136		138.2	mg/Kg		110	163			
WG255413LCSSD	LCSSD	11/19/08 12:59	PCN30918	136		134.5	mg/Kg		110	163	2.7	20	
L72871-18MS	MS	11/19/08 13:39	MS081013-3	25	6.44	32.73	mg/Kg	105.2	75	125			
L72871-18MSD	MSD	11/19/08 13:43	MS081013-3	25	6.44	33.655	mg/Kg	108.9	75	125	2.79	20	

Manganese, total (3050) M6010B ICP

ACZ ID	Type	Analyzed	PCN/SCN	QC	Sample	Found	Units	Rec	Lower	Upper	RPD	Limit	Qual
WG255523													
WG255523ICV	ICV	11/11/08 22:48	II080820-1	2		1.9423	mg/L	97.1	90	110			
WG255523ICB	ICB	11/11/08 22:52				U	mg/L		-0.015	0.015			
WG255413PBS	PBS	11/11/08 23:07				U	mg/Kg		-1.5	1.5			
WG255413LCSS	LCSS	11/11/08 23:11	PCN30918	570		600.82	mg/Kg		470	670			
WG255413LCSSD	LCSSD	11/11/08 23:14	PCN30918	570		577.55	mg/Kg		470	670	3.9	20	
L72871-01MS	MS	11/11/08 23:25	II081105-2	50	187	234.02	mg/Kg	94	75	125			
L72871-01MSD	MSD	11/11/08 23:29	II081105-2	50	187	232.26	mg/Kg	90.5	75	125	0.75	20	

Mercury, total M7471A CVAA

ACZ ID	Type	Analyzed	PCN/SCN	QC	Sample	Found	Units	Rec	Lower	Upper	RPD	Limit	Qual
WG255825													
WG255825ICV	ICV	11/18/08 10:20	II081113-2	.01		.01087	mg/L	108.7	90	110			
WG255825ICB	ICB	11/18/08 10:23				U	mg/L		-0.0006	0.0006			
WG255826													
WG255826PBS	PBS	11/18/08 11:18				U	mg/Kg		-0.12	0.12			
WG255826LCSS	LCSS	11/18/08 11:20	PCN30762	6.24		5.75	mg/Kg		4.44	8.03			
WG255826LCSSD	LCSSD	11/18/08 11:22	PCN30762	6.24		5.95	mg/Kg		4.44	8.03	3.4	20	
L72871-01MS	MS	11/18/08 11:27	II081104-3	1.015	U	1.073	mg/Kg	105.7	85	115			
L72871-01MSD	MSD	11/18/08 11:29	II081104-3	1	U	1.065	mg/Kg	106.5	85	115	0.75	20	

FMI Gold & Copper - Sierrita ACZ Project ID: ***L72871***

Project ID: OJ07R9

Molybdenum, total (3050) M6010B ICP

ACZ ID	Type	Analyzed	PCN/SCN	QC	Sample	Found	Units	Rec	Lower	Upper	RPD	Limit	Qual
WG255523													
WG255523ICV	ICV	11/11/08 22:48	II080820-1	2		1.947	mg/L	97.4	90	110			
WG255523ICB	ICB	11/11/08 22:52				U	mg/L		-0.03	0.03			
WG255413PBS	PBS	11/11/08 23:07				U	mg/Kg		-3	3			
WG255413LCSS	LCSS	11/11/08 23:11	PCN30918	73.9		83.4	mg/Kg		58.5	89.3			
WG255413LCSSD	LCSSD	11/11/08 23:14	PCN30918	73.9		77	mg/Kg		58.5	89.3	8	20	
L72871-01MS	MS	11/11/08 23:25	II081105-2	50	48	112.3	mg/Kg	128.6	75	125			MC
L72871-01MSD	MSD	11/11/08 23:29	II081105-2	50	48	83.5	mg/Kg	71	75	125	29.42	20	MC RD

Nickel, total (3050) M6010B ICP

ACZ ID	Type	Analyzed	PCN/SCN	QC	Sample	Found	Units	Rec	Lower	Upper	RPD	Limit	Qual
WG255523													
WG255523ICV	ICV	11/11/08 22:48	II080820-1	2.004		1.909	mg/L	95.3	90	110			
WG255523ICB	ICB	11/11/08 22:52				U	mg/L		-0.03	0.03			
WG255413PBS	PBS	11/11/08 23:07				U	mg/Kg		-3	3			
WG255413LCSS	LCSS	11/11/08 23:11	PCN30918	111		114.9	mg/Kg		93	130			
WG255413LCSSD	LCSSD	11/11/08 23:14	PCN30918	111		109.9	mg/Kg		93	130	4.4	20	
L72871-01MS	MS	11/11/08 23:25	II081105-2	49.85	3	48.2	mg/Kg	90.7	75	125			
L72871-01MSD	MSD	11/11/08 23:29	II081105-2	49.85	3	47.7	mg/Kg	89.7	75	125	1.04	20	

Selenium, total (3050) M6020 ICP-MS

ACZ ID	Type	Analyzed	PCN/SCN	QC	Sample	Found	Units	Rec	Lower	Upper	RPD	Limit	Qual
WG255513													
WG255513ICV	ICV	11/11/08 21:35	MS081101-2	.05		.04959	mg/L	99.2	90	110			
WG255513ICB	ICB	11/11/08 21:40				U	mg/L		-0.0003	0.0003			
WG255413PBS	PBS	11/11/08 22:03				U	mg/Kg		-0.15	0.15			
WG255413LCSS	LCSS	11/11/08 22:09	PCN30918	199		208.2	mg/Kg		159	238			
WG255413LCSSD	LCSSD	11/11/08 22:15	PCN30918	199		200.7	mg/Kg		159	238	3.7	20	
L72871-18MS	MS	11/12/08 0:31	MS081013-3	12.5	1.26	11.35	mg/Kg	80.7	75	125			
L72871-18MSD	MSD	11/12/08 0:37	MS081013-3	12.5	1.26	11.375	mg/Kg	80.9	75	125	0.22	20	

Solids, Percent CLPSOW390, PART F, D-98

ACZ ID	Type	Analyzed	PCN/SCN	QC	Sample	Found	Units	Rec	Lower	Upper	RPD	Limit	Qual
WG255235													
WG255235PBS	PBS	11/06/08 9:00				U	%		99.9	100.1			
L72871-01DUP	DUP	11/06/08 11:12			93.3	94.1	%				0.9	20	

Thallium, total (3050) M6020 ICP-MS

ACZ ID	Type	Analyzed	PCN/SCN	QC	Sample	Found	Units	Rec	Lower	Upper	RPD	Limit	Qual
WG255513													
WG255513ICV	ICV	11/11/08 21:35	MS081101-2	.05		.04947	mg/L	98.9	90	110			
WG255513ICB	ICB	11/11/08 21:40				U	mg/L		-0.0003	0.0003			
WG255413PBS	PBS	11/11/08 22:03				U	mg/Kg		-0.15	0.15			
WG255413LCSS	LCSS	11/11/08 22:09	PCN30918	297		304.8	mg/Kg		241	353			
WG255413LCSSD	LCSSD	11/11/08 22:15	PCN30918	297		292.95	mg/Kg		241	353	4	20	
L72871-18MS	MS	11/12/08 0:31	MS081013-3	25.05	.39	22.045	mg/Kg	86.4	75	125			
L72871-18MSD	MSD	11/12/08 0:37	MS081013-3	25.05	.39	22.39	mg/Kg	87.8	75	125	1.55	20	

FMI Gold & Copper - Sierrita
Project ID: OJ07R9

ACZ Project ID: ***L72871***

Uranium, total (3050) M6020 ICP-MS

ACZ ID	Type	Analyzed	PCN/SCN	QC	Sample	Found	Units	Rec	Lower	Upper	RPD	Limit	Qual
WG255513													
WG255513ICV	ICV	11/11/08 21:35	MS081101-2	.05		.04723	mg/L	94.5	90	110			
WG255513ICB	ICB	11/11/08 21:40				U	mg/L		-0.0003	0.0003			
WG255413PBS	PBS	11/11/08 22:03				U	mg/Kg		-0.15	0.15			
L72871-18MS	MS	11/12/08 0:31	MS081013-3	12.5	2.52	14.11	mg/Kg	92.7	75	125			
L72871-18MSD	MSD	11/12/08 0:37	MS081013-3	12.5	2.52	13.85	mg/Kg	90.6	75	125	1.86	20	

Zinc, total (3050) M6010B ICP

ACZ ID	Type	Analyzed	PCN/SCN	QC	Sample	Found	Units	Rec	Lower	Upper	RPD	Limit	Qual
WG255523													
WG255523ICV	ICV	11/11/08 22:48	II080820-1	2		1.954	mg/L	97.7	90	110			
WG255523ICB	ICB	11/11/08 22:52				U	mg/L		-0.03	0.03			
WG255413PBS	PBS	11/11/08 23:07				U	mg/Kg		-3	3			
WG255413LCSS	LCSS	11/11/08 23:11	PCN30918	314		335.3	mg/Kg		258	371			
WG255413LCSSD	LCSSD	11/11/08 23:14	PCN30918	314		315.4	mg/Kg		258	371	6.1	20	
L72871-01MS	MS	11/11/08 23:25	II081105-2	50	28	77.4	mg/Kg	98.8	75	125			
L72871-01MSD	MSD	11/11/08 23:29	II081105-2	50	28	72.7	mg/Kg	89.4	75	125	6.26	20	

FMI Gold & Copper - Sierrita ACZ Project ID: ***L72871***

ACZ ID	WORKNUM	PARAMETER	METHOD	QUAL	DESCRIPTION
L72871-01	WG255513	Antimony, total (3050)	M6020 ICP-MS	M2	Matrix spike recovery was low, the recovery of the associated control sample (LCS or LFB) was acceptable.
		Arsenic, total (3050)	M6020 ICP-MS	M2	Matrix spike recovery was low, the recovery of the associated control sample (LCS or LFB) was acceptable.
	WG255523	Barium, total (3050)	M6010B ICP	MA	Recovery for either the spike or spike duplicate was outside of the acceptance limits; the RPD was within the acceptance limits.
		Cobalt, total (3050)	M6010B ICP	ZG	The ICP Serial Dilution was not used for data validation because the sample concentration was less than 50 times the MDL.
		Copper, total (3050)	M6010B ICP	M3	The spike recovery value is unusable since the analyte concentration in the sample is disproportionate to the spike level. The recovery of the associated control sample (LCS or LFB) was acceptable.
		Molybdenum, total (3050)	M6010B ICP	MC	Recovery for matrix spike and matrix spike duplicate are outside of acceptance limits; recovery for the method control sample was acceptable.
			M6010B ICP	RD	For a solid matrix, the duplicate RPD (spike or matrix) exceeded the control limit, which is attributable to the non-homogeneity of the sample.
	WG255513	Thallium, total (3050)	M6020 ICP-MS	ZB	The ICP-MS Serial Dilution was not used for data validation because the sample concentration was less than 100 times the MDL.
	WG255523	Zinc, total (3050)	M6010B ICP	ZG	The ICP Serial Dilution was not used for data validation because the sample concentration was less than 50 times the MDL.
L72871-02	WG255513	Antimony, total (3050)	M6020 ICP-MS	M2	Matrix spike recovery was low, the recovery of the associated control sample (LCS or LFB) was acceptable.
		Arsenic, total (3050)	M6020 ICP-MS	M2	Matrix spike recovery was low, the recovery of the associated control sample (LCS or LFB) was acceptable.
	WG255523	Barium, total (3050)	M6010B ICP	MA	Recovery for either the spike or spike duplicate was outside of the acceptance limits; the RPD was within the acceptance limits.
		Cobalt, total (3050)	M6010B ICP	ZG	The ICP Serial Dilution was not used for data validation because the sample concentration was less than 50 times the MDL.
		Copper, total (3050)	M6010B ICP	M3	The spike recovery value is unusable since the analyte concentration in the sample is disproportionate to the spike level. The recovery of the associated control sample (LCS or LFB) was acceptable.
		Molybdenum, total (3050)	M6010B ICP	MC	Recovery for matrix spike and matrix spike duplicate are outside of acceptance limits; recovery for the method control sample was acceptable.
			M6010B ICP	RD	For a solid matrix, the duplicate RPD (spike or matrix) exceeded the control limit, which is attributable to the non-homogeneity of the sample.
	WG255513	Thallium, total (3050)	M6020 ICP-MS	ZB	The ICP-MS Serial Dilution was not used for data validation because the sample concentration was less than 100 times the MDL.
	WG255523	Zinc, total (3050)	M6010B ICP	ZG	The ICP Serial Dilution was not used for data validation because the sample concentration was less than 50 times the MDL.

FMI Gold & Copper - Sierrita ACZ Project ID: ***L72871***

ACZ ID	WORKNUM	PARAMETER	METHOD	QUAL	DESCRIPTION
L72871-03	WG255513	Antimony, total (3050)	M6020 ICP-MS	M2	Matrix spike recovery was low, the recovery of the associated control sample (LCS or LFB) was acceptable.
		Arsenic, total (3050)	M6020 ICP-MS	M2	Matrix spike recovery was low, the recovery of the associated control sample (LCS or LFB) was acceptable.
	WG255523	Barium, total (3050)	M6010B ICP	MA	Recovery for either the spike or spike duplicate was outside of the acceptance limits; the RPD was within the acceptance limits.
		Cobalt, total (3050)	M6010B ICP	ZG	The ICP Serial Dilution was not used for data validation because the sample concentration was less than 50 times the MDL.
		Copper, total (3050)	M6010B ICP	M3	The spike recovery value is unusable since the analyte concentration in the sample is disproportionate to the spike level. The recovery of the associated control sample (LCS or LFB) was acceptable.
		Molybdenum, total (3050)	M6010B ICP	MC	Recovery for matrix spike and matrix spike duplicate are outside of acceptance limits; recovery for the method control sample was acceptable.
			M6010B ICP	RD	For a solid matrix, the duplicate RPD (spike or matrix) exceeded the control limit, which is attributable to the non-homogeneity of the sample.
	WG255513	Thallium, total (3050)	M6020 ICP-MS	ZB	The ICP-MS Serial Dilution was not used for data validation because the sample concentration was less than 100 times the MDL.
	WG255523	Zinc, total (3050)	M6010B ICP	ZG	The ICP Serial Dilution was not used for data validation because the sample concentration was less than 50 times the MDL.
L72871-04	WG255513	Antimony, total (3050)	M6020 ICP-MS	M2	Matrix spike recovery was low, the recovery of the associated control sample (LCS or LFB) was acceptable.
		Arsenic, total (3050)	M6020 ICP-MS	M2	Matrix spike recovery was low, the recovery of the associated control sample (LCS or LFB) was acceptable.
	WG255523	Barium, total (3050)	M6010B ICP	MA	Recovery for either the spike or spike duplicate was outside of the acceptance limits; the RPD was within the acceptance limits.
		Cobalt, total (3050)	M6010B ICP	ZG	The ICP Serial Dilution was not used for data validation because the sample concentration was less than 50 times the MDL.
		Copper, total (3050)	M6010B ICP	M3	The spike recovery value is unusable since the analyte concentration in the sample is disproportionate to the spike level. The recovery of the associated control sample (LCS or LFB) was acceptable.
	WG255513	Lead, total (3050)	M6020 ICP-MS	N1	See Case Narrative.
	WG255523	Molybdenum, total (3050)	M6010B ICP	MC	Recovery for matrix spike and matrix spike duplicate are outside of acceptance limits; recovery for the method control sample was acceptable.
			M6010B ICP	RD	For a solid matrix, the duplicate RPD (spike or matrix) exceeded the control limit, which is attributable to the non-homogeneity of the sample.
	WG255513	Thallium, total (3050)	M6020 ICP-MS	ZB	The ICP-MS Serial Dilution was not used for data validation because the sample concentration was less than 100 times the MDL.
	WG255523	Zinc, total (3050)	M6010B ICP	ZG	The ICP Serial Dilution was not used for data validation because the sample concentration was less than 50 times the MDL.

FMI Gold & Copper - Sierrita ACZ Project ID: ***L72871***

ACZ ID	WORKNUM	PARAMETER	METHOD	QUAL	DESCRIPTION
L72871-05	WG255513	Antimony, total (3050)	M6020 ICP-MS	M2	Matrix spike recovery was low, the recovery of the associated control sample (LCS or LFB) was acceptable.
		Arsenic, total (3050)	M6020 ICP-MS	M2	Matrix spike recovery was low, the recovery of the associated control sample (LCS or LFB) was acceptable.
	WG255523	Barium, total (3050)	M6010B ICP	MA	Recovery for either the spike or spike duplicate was outside of the acceptance limits; the RPD was within the acceptance limits.
		Cobalt, total (3050)	M6010B ICP	ZG	The ICP Serial Dilution was not used for data validation because the sample concentration was less than 50 times the MDL.
		Copper, total (3050)	M6010B ICP	M3	The spike recovery value is unusable since the analyte concentration in the sample is disproportionate to the spike level. The recovery of the associated control sample (LCS or LFB) was acceptable.
	WG255513	Lead, total (3050)	M6020 ICP-MS	N1	See Case Narrative.
	WG255523	Molybdenum, total (3050)	M6010B ICP	MC	Recovery for matrix spike and matrix spike duplicate are outside of acceptance limits; recovery for the method control sample was acceptable.
			M6010B ICP	RD	For a solid matrix, the duplicate RPD (spike or matrix) exceeded the control limit, which is attributable to the non-homogeneity of the sample.
	WG255513	Thallium, total (3050)	M6020 ICP-MS	ZB	The ICP-MS Serial Dilution was not used for data validation because the sample concentration was less than 100 times the MDL.
	WG255523	Zinc, total (3050)	M6010B ICP	ZG	The ICP Serial Dilution was not used for data validation because the sample concentration was less than 50 times the MDL.
L72871-06	WG255513	Antimony, total (3050)	M6020 ICP-MS	M2	Matrix spike recovery was low, the recovery of the associated control sample (LCS or LFB) was acceptable.
		Arsenic, total (3050)	M6020 ICP-MS	M2	Matrix spike recovery was low, the recovery of the associated control sample (LCS or LFB) was acceptable.
	WG255523	Barium, total (3050)	M6010B ICP	MA	Recovery for either the spike or spike duplicate was outside of the acceptance limits; the RPD was within the acceptance limits.
		Cobalt, total (3050)	M6010B ICP	ZG	The ICP Serial Dilution was not used for data validation because the sample concentration was less than 50 times the MDL.
		Copper, total (3050)	M6010B ICP	M3	The spike recovery value is unusable since the analyte concentration in the sample is disproportionate to the spike level. The recovery of the associated control sample (LCS or LFB) was acceptable.
	WG255513	Lead, total (3050)	M6020 ICP-MS	N1	See Case Narrative.
	WG255523	Molybdenum, total (3050)	M6010B ICP	MC	Recovery for matrix spike and matrix spike duplicate are outside of acceptance limits; recovery for the method control sample was acceptable.
			M6010B ICP	RD	For a solid matrix, the duplicate RPD (spike or matrix) exceeded the control limit, which is attributable to the non-homogeneity of the sample.
	WG255513	Thallium, total (3050)	M6020 ICP-MS	ZB	The ICP-MS Serial Dilution was not used for data validation because the sample concentration was less than 100 times the MDL.
	WG255523	Zinc, total (3050)	M6010B ICP	ZG	The ICP Serial Dilution was not used for data validation because the sample concentration was less than 50 times the MDL.

FMI Gold & Copper - Sierrita ACZ Project ID: ***L72871***

ACZ ID	WORKNUM	PARAMETER	METHOD	QUAL	DESCRIPTION
L72871-07	WG255513	Antimony, total (3050)	M6020 ICP-MS	M2	Matrix spike recovery was low, the recovery of the associated control sample (LCS or LFB) was acceptable.
		Arsenic, total (3050)	M6020 ICP-MS	M2	Matrix spike recovery was low, the recovery of the associated control sample (LCS or LFB) was acceptable.
	WG255523	Barium, total (3050)	M6010B ICP	MA	Recovery for either the spike or spike duplicate was outside of the acceptance limits; the RPD was within the acceptance limits.
		Cobalt, total (3050)	M6010B ICP	ZG	The ICP Serial Dilution was not used for data validation because the sample concentration was less than 50 times the MDL.
		Copper, total (3050)	M6010B ICP	M3	The spike recovery value is unusable since the analyte concentration in the sample is disproportionate to the spike level. The recovery of the associated control sample (LCS or LFB) was acceptable.
	WG255513	Lead, total (3050)	M6020 ICP-MS	N1	See Case Narrative.
	WG255523	Molybdenum, total (3050)	M6010B ICP	MC	Recovery for matrix spike and matrix spike duplicate are outside of acceptance limits; recovery for the method control sample was acceptable.
			M6010B ICP	RD	For a solid matrix, the duplicate RPD (spike or matrix) exceeded the control limit, which is attributable to the non-homogeneity of the sample.
	WG255513	Thallium, total (3050)	M6020 ICP-MS	ZB	The ICP-MS Serial Dilution was not used for data validation because the sample concentration was less than 100 times the MDL.
	WG255523	Zinc, total (3050)	M6010B ICP	ZG	The ICP Serial Dilution was not used for data validation because the sample concentration was less than 50 times the MDL.
L72871-08	WG255513	Antimony, total (3050)	M6020 ICP-MS	M2	Matrix spike recovery was low, the recovery of the associated control sample (LCS or LFB) was acceptable.
		Arsenic, total (3050)	M6020 ICP-MS	M2	Matrix spike recovery was low, the recovery of the associated control sample (LCS or LFB) was acceptable.
	WG255523	Barium, total (3050)	M6010B ICP	MA	Recovery for either the spike or spike duplicate was outside of the acceptance limits; the RPD was within the acceptance limits.
		Cobalt, total (3050)	M6010B ICP	ZG	The ICP Serial Dilution was not used for data validation because the sample concentration was less than 50 times the MDL.
		Copper, total (3050)	M6010B ICP	M3	The spike recovery value is unusable since the analyte concentration in the sample is disproportionate to the spike level. The recovery of the associated control sample (LCS or LFB) was acceptable.
	WG255513	Lead, total (3050)	M6020 ICP-MS	N1	See Case Narrative.
	WG255523	Molybdenum, total (3050)	M6010B ICP	MC	Recovery for matrix spike and matrix spike duplicate are outside of acceptance limits; recovery for the method control sample was acceptable.
			M6010B ICP	RD	For a solid matrix, the duplicate RPD (spike or matrix) exceeded the control limit, which is attributable to the non-homogeneity of the sample.
	WG255513	Thallium, total (3050)	M6020 ICP-MS	ZB	The ICP-MS Serial Dilution was not used for data validation because the sample concentration was less than 100 times the MDL.
	WG255523	Zinc, total (3050)	M6010B ICP	ZG	The ICP Serial Dilution was not used for data validation because the sample concentration was less than 50 times the MDL.

FMI Gold & Copper - Sierrita ACZ Project ID: ***L72871***

ACZ ID	WORKNUM	PARAMETER	METHOD	QUAL	DESCRIPTION
L72871-09	WG255513	Antimony, total (3050)	M6020 ICP-MS	M2	Matrix spike recovery was low, the recovery of the associated control sample (LCS or LFB) was acceptable.
		Arsenic, total (3050)	M6020 ICP-MS	M2	Matrix spike recovery was low, the recovery of the associated control sample (LCS or LFB) was acceptable.
	WG255523	Barium, total (3050)	M6010B ICP	MA	Recovery for either the spike or spike duplicate was outside of the acceptance limits; the RPD was within the acceptance limits.
		Cobalt, total (3050)	M6010B ICP	ZG	The ICP Serial Dilution was not used for data validation because the sample concentration was less than 50 times the MDL.
		Copper, total (3050)	M6010B ICP	M3	The spike recovery value is unusable since the analyte concentration in the sample is disproportionate to the spike level. The recovery of the associated control sample (LCS or LFB) was acceptable.
	WG255513	Lead, total (3050)	M6020 ICP-MS	N1	See Case Narrative.
	WG255523	Molybdenum, total (3050)	M6010B ICP	MC	Recovery for matrix spike and matrix spike duplicate are outside of acceptance limits; recovery for the method control sample was acceptable.
			M6010B ICP	RD	For a solid matrix, the duplicate RPD (spike or matrix) exceeded the control limit, which is attributable to the non-homogeneity of the sample.
	WG255513	Thallium, total (3050)	M6020 ICP-MS	ZB	The ICP-MS Serial Dilution was not used for data validation because the sample concentration was less than 100 times the MDL.
	WG255523	Zinc, total (3050)	M6010B ICP	ZG	The ICP Serial Dilution was not used for data validation because the sample concentration was less than 50 times the MDL.
L72871-10	WG255513	Antimony, total (3050)	M6020 ICP-MS	M2	Matrix spike recovery was low, the recovery of the associated control sample (LCS or LFB) was acceptable.
		Arsenic, total (3050)	M6020 ICP-MS	M2	Matrix spike recovery was low, the recovery of the associated control sample (LCS or LFB) was acceptable.
	WG255523	Barium, total (3050)	M6010B ICP	MA	Recovery for either the spike or spike duplicate was outside of the acceptance limits; the RPD was within the acceptance limits.
		Cobalt, total (3050)	M6010B ICP	ZG	The ICP Serial Dilution was not used for data validation because the sample concentration was less than 50 times the MDL.
		Copper, total (3050)	M6010B ICP	M3	The spike recovery value is unusable since the analyte concentration in the sample is disproportionate to the spike level. The recovery of the associated control sample (LCS or LFB) was acceptable.
	WG255513	Lead, total (3050)	M6020 ICP-MS	N1	See Case Narrative.
	WG255523	Molybdenum, total (3050)	M6010B ICP	MC	Recovery for matrix spike and matrix spike duplicate are outside of acceptance limits; recovery for the method control sample was acceptable.
			M6010B ICP	RD	For a solid matrix, the duplicate RPD (spike or matrix) exceeded the control limit, which is attributable to the non-homogeneity of the sample.
	WG255513	Thallium, total (3050)	M6020 ICP-MS	ZB	The ICP-MS Serial Dilution was not used for data validation because the sample concentration was less than 100 times the MDL.
	WG255523	Zinc, total (3050)	M6010B ICP	ZG	The ICP Serial Dilution was not used for data validation because the sample concentration was less than 50 times the MDL.

FMI Gold & Copper - Sierrita ACZ Project ID: ***L72871***

ACZ ID	WORKNUM	PARAMETER	METHOD	QUAL	DESCRIPTION
L72871-11	WG255513	Antimony, total (3050)	M6020 ICP-MS	M2	Matrix spike recovery was low, the recovery of the associated control sample (LCS or LFB) was acceptable.
		Arsenic, total (3050)	M6020 ICP-MS	M2	Matrix spike recovery was low, the recovery of the associated control sample (LCS or LFB) was acceptable.
	WG255523	Barium, total (3050)	M6010B ICP	MA	Recovery for either the spike or spike duplicate was outside of the acceptance limits; the RPD was within the acceptance limits.
		Cobalt, total (3050)	M6010B ICP	ZG	The ICP Serial Dilution was not used for data validation because the sample concentration was less than 50 times the MDL.
		Copper, total (3050)	M6010B ICP	M3	The spike recovery value is unusable since the analyte concentration in the sample is disproportionate to the spike level. The recovery of the associated control sample (LCS or LFB) was acceptable.
	WG255513	Lead, total (3050)	M6020 ICP-MS	N1	See Case Narrative.
	WG255523	Molybdenum, total (3050)	M6010B ICP	MC	Recovery for matrix spike and matrix spike duplicate are outside of acceptance limits; recovery for the method control sample was acceptable.
			M6010B ICP	RD	For a solid matrix, the duplicate RPD (spike or matrix) exceeded the control limit, which is attributable to the non-homogeneity of the sample.
	WG255513	Thallium, total (3050)	M6020 ICP-MS	ZB	The ICP-MS Serial Dilution was not used for data validation because the sample concentration was less than 100 times the MDL.
	WG255523	Zinc, total (3050)	M6010B ICP	ZG	The ICP Serial Dilution was not used for data validation because the sample concentration was less than 50 times the MDL.
L72871-12	WG255513	Antimony, total (3050)	M6020 ICP-MS	M2	Matrix spike recovery was low, the recovery of the associated control sample (LCS or LFB) was acceptable.
		Arsenic, total (3050)	M6020 ICP-MS	M2	Matrix spike recovery was low, the recovery of the associated control sample (LCS or LFB) was acceptable.
	WG255523	Barium, total (3050)	M6010B ICP	MA	Recovery for either the spike or spike duplicate was outside of the acceptance limits; the RPD was within the acceptance limits.
		Cobalt, total (3050)	M6010B ICP	ZG	The ICP Serial Dilution was not used for data validation because the sample concentration was less than 50 times the MDL.
		Copper, total (3050)	M6010B ICP	M3	The spike recovery value is unusable since the analyte concentration in the sample is disproportionate to the spike level. The recovery of the associated control sample (LCS or LFB) was acceptable.
	WG255513	Lead, total (3050)	M6020 ICP-MS	N1	See Case Narrative.
	WG255523	Molybdenum, total (3050)	M6010B ICP	MC	Recovery for matrix spike and matrix spike duplicate are outside of acceptance limits; recovery for the method control sample was acceptable.
			M6010B ICP	RD	For a solid matrix, the duplicate RPD (spike or matrix) exceeded the control limit, which is attributable to the non-homogeneity of the sample.
	WG255513	Thallium, total (3050)	M6020 ICP-MS	ZB	The ICP-MS Serial Dilution was not used for data validation because the sample concentration was less than 100 times the MDL.
	WG255523	Zinc, total (3050)	M6010B ICP	ZG	The ICP Serial Dilution was not used for data validation because the sample concentration was less than 50 times the MDL.

FMI Gold & Copper - Sierrita ACZ Project ID: ***L72871***

ACZ ID	WORKNUM	PARAMETER	METHOD	QUAL	DESCRIPTION
L72871-13	WG255513	Antimony, total (3050)	M6020 ICP-MS	M2	Matrix spike recovery was low, the recovery of the associated control sample (LCS or LFB) was acceptable.
		Arsenic, total (3050)	M6020 ICP-MS	M2	Matrix spike recovery was low, the recovery of the associated control sample (LCS or LFB) was acceptable.
	WG255523	Barium, total (3050)	M6010B ICP	MA	Recovery for either the spike or spike duplicate was outside of the acceptance limits; the RPD was within the acceptance limits.
		Cobalt, total (3050)	M6010B ICP	ZG	The ICP Serial Dilution was not used for data validation because the sample concentration was less than 50 times the MDL.
		Copper, total (3050)	M6010B ICP	M3	The spike recovery value is unusable since the analyte concentration in the sample is disproportionate to the spike level. The recovery of the associated control sample (LCS or LFB) was acceptable.
		Molybdenum, total (3050)	M6010B ICP	MC	Recovery for matrix spike and matrix spike duplicate are outside of acceptance limits; recovery for the method control sample was acceptable.
			M6010B ICP	RD	For a solid matrix, the duplicate RPD (spike or matrix) exceeded the control limit, which is attributable to the non-homogeneity of the sample.
	WG255513	Thallium, total (3050)	M6020 ICP-MS	ZB	The ICP-MS Serial Dilution was not used for data validation because the sample concentration was less than 100 times the MDL.
	WG255523	Zinc, total (3050)	M6010B ICP	ZG	The ICP Serial Dilution was not used for data validation because the sample concentration was less than 50 times the MDL.
L72871-14	WG255513	Antimony, total (3050)	M6020 ICP-MS	M2	Matrix spike recovery was low, the recovery of the associated control sample (LCS or LFB) was acceptable.
		Arsenic, total (3050)	M6020 ICP-MS	M2	Matrix spike recovery was low, the recovery of the associated control sample (LCS or LFB) was acceptable.
	WG255523	Barium, total (3050)	M6010B ICP	MA	Recovery for either the spike or spike duplicate was outside of the acceptance limits; the RPD was within the acceptance limits.
		Cobalt, total (3050)	M6010B ICP	ZG	The ICP Serial Dilution was not used for data validation because the sample concentration was less than 50 times the MDL.
		Copper, total (3050)	M6010B ICP	M3	The spike recovery value is unusable since the analyte concentration in the sample is disproportionate to the spike level. The recovery of the associated control sample (LCS or LFB) was acceptable.
	WG255513	Lead, total (3050)	M6020 ICP-MS	N1	See Case Narrative.
	WG255523	Molybdenum, total (3050)	M6010B ICP	MC	Recovery for matrix spike and matrix spike duplicate are outside of acceptance limits; recovery for the method control sample was acceptable.
			M6010B ICP	RD	For a solid matrix, the duplicate RPD (spike or matrix) exceeded the control limit, which is attributable to the non-homogeneity of the sample.
	WG255513	Thallium, total (3050)	M6020 ICP-MS	ZB	The ICP-MS Serial Dilution was not used for data validation because the sample concentration was less than 100 times the MDL.
	WG255523	Zinc, total (3050)	M6010B ICP	ZG	The ICP Serial Dilution was not used for data validation because the sample concentration was less than 50 times the MDL.

FMI Gold & Copper - Sierrita ACZ Project ID: ***L72871***

ACZ ID	WORKNUM	PARAMETER	METHOD	QUAL	DESCRIPTION
L72871-15	WG255513	Antimony, total (3050)	M6020 ICP-MS	M2	Matrix spike recovery was low, the recovery of the associated control sample (LCS or LFB) was acceptable.
		Arsenic, total (3050)	M6020 ICP-MS	M2	Matrix spike recovery was low, the recovery of the associated control sample (LCS or LFB) was acceptable.
	WG255523	Barium, total (3050)	M6010B ICP	MA	Recovery for either the spike or spike duplicate was outside of the acceptance limits; the RPD was within the acceptance limits.
		Cobalt, total (3050)	M6010B ICP	ZG	The ICP Serial Dilution was not used for data validation because the sample concentration was less than 50 times the MDL.
		Copper, total (3050)	M6010B ICP	M3	The spike recovery value is unusable since the analyte concentration in the sample is disproportionate to the spike level. The recovery of the associated control sample (LCS or LFB) was acceptable.
	WG255513	Lead, total (3050)	M6020 ICP-MS	N1	See Case Narrative.
	WG255523	Molybdenum, total (3050)	M6010B ICP	MC	Recovery for matrix spike and matrix spike duplicate are outside of acceptance limits; recovery for the method control sample was acceptable.
			M6010B ICP	RD	For a solid matrix, the duplicate RPD (spike or matrix) exceeded the control limit, which is attributable to the non-homogeneity of the sample.
	WG255513	Thallium, total (3050)	M6020 ICP-MS	ZB	The ICP-MS Serial Dilution was not used for data validation because the sample concentration was less than 100 times the MDL.
	WG255523	Zinc, total (3050)	M6010B ICP	ZG	The ICP Serial Dilution was not used for data validation because the sample concentration was less than 50 times the MDL.
L72871-16	WG255513	Antimony, total (3050)	M6020 ICP-MS	M2	Matrix spike recovery was low, the recovery of the associated control sample (LCS or LFB) was acceptable.
		Arsenic, total (3050)	M6020 ICP-MS	M2	Matrix spike recovery was low, the recovery of the associated control sample (LCS or LFB) was acceptable.
	WG255523	Barium, total (3050)	M6010B ICP	MA	Recovery for either the spike or spike duplicate was outside of the acceptance limits; the RPD was within the acceptance limits.
		Cobalt, total (3050)	M6010B ICP	ZG	The ICP Serial Dilution was not used for data validation because the sample concentration was less than 50 times the MDL.
		Copper, total (3050)	M6010B ICP	M3	The spike recovery value is unusable since the analyte concentration in the sample is disproportionate to the spike level. The recovery of the associated control sample (LCS or LFB) was acceptable.
	WG255513	Lead, total (3050)	M6020 ICP-MS	N1	See Case Narrative.
	WG255523	Molybdenum, total (3050)	M6010B ICP	MC	Recovery for matrix spike and matrix spike duplicate are outside of acceptance limits; recovery for the method control sample was acceptable.
			M6010B ICP	RD	For a solid matrix, the duplicate RPD (spike or matrix) exceeded the control limit, which is attributable to the non-homogeneity of the sample.
	WG255513	Thallium, total (3050)	M6020 ICP-MS	ZB	The ICP-MS Serial Dilution was not used for data validation because the sample concentration was less than 100 times the MDL.
	WG255523	Zinc, total (3050)	M6010B ICP	ZG	The ICP Serial Dilution was not used for data validation because the sample concentration was less than 50 times the MDL.

FMI Gold & Copper - Sierrita ACZ Project ID: ***L72871***

ACZ ID	WORKNUM	PARAMETER	METHOD	QUAL	DESCRIPTION
L72871-17	WG255513	Antimony, total (3050)	M6020 ICP-MS	M2	Matrix spike recovery was low, the recovery of the associated control sample (LCS or LFB) was acceptable.
		Arsenic, total (3050)	M6020 ICP-MS	M2	Matrix spike recovery was low, the recovery of the associated control sample (LCS or LFB) was acceptable.
	WG255523	Barium, total (3050)	M6010B ICP	MA	Recovery for either the spike or spike duplicate was outside of the acceptance limits; the RPD was within the acceptance limits.
		Cobalt, total (3050)	M6010B ICP	ZG	The ICP Serial Dilution was not used for data validation because the sample concentration was less than 50 times the MDL.
		Copper, total (3050)	M6010B ICP	M3	The spike recovery value is unusable since the analyte concentration in the sample is disproportionate to the spike level. The recovery of the associated control sample (LCS or LFB) was acceptable.
	WG255513	Lead, total (3050)	M6020 ICP-MS	N1	See Case Narrative.
	WG255523	Molybdenum, total (3050)	M6010B ICP	MC	Recovery for matrix spike and matrix spike duplicate are outside of acceptance limits; recovery for the method control sample was acceptable.
			M6010B ICP	RD	For a solid matrix, the duplicate RPD (spike or matrix) exceeded the control limit, which is attributable to the non-homogeneity of the sample.
	WG255513	Thallium, total (3050)	M6020 ICP-MS	ZB	The ICP-MS Serial Dilution was not used for data validation because the sample concentration was less than 100 times the MDL.
	WG255523	Zinc, total (3050)	M6010B ICP	ZG	The ICP Serial Dilution was not used for data validation because the sample concentration was less than 50 times the MDL.
L72871-18	WG255513	Antimony, total (3050)	M6020 ICP-MS	M2	Matrix spike recovery was low, the recovery of the associated control sample (LCS or LFB) was acceptable.
		Arsenic, total (3050)	M6020 ICP-MS	M2	Matrix spike recovery was low, the recovery of the associated control sample (LCS or LFB) was acceptable.
	WG255523	Barium, total (3050)	M6010B ICP	MA	Recovery for either the spike or spike duplicate was outside of the acceptance limits; the RPD was within the acceptance limits.
		Cobalt, total (3050)	M6010B ICP	ZG	The ICP Serial Dilution was not used for data validation because the sample concentration was less than 50 times the MDL.
		Copper, total (3050)	M6010B ICP	M3	The spike recovery value is unusable since the analyte concentration in the sample is disproportionate to the spike level. The recovery of the associated control sample (LCS or LFB) was acceptable.
	WG255513	Lead, total (3050)	M6020 ICP-MS	N1	See Case Narrative.
	WG255523	Molybdenum, total (3050)	M6010B ICP	MC	Recovery for matrix spike and matrix spike duplicate are outside of acceptance limits; recovery for the method control sample was acceptable.
			M6010B ICP	RD	For a solid matrix, the duplicate RPD (spike or matrix) exceeded the control limit, which is attributable to the non-homogeneity of the sample.
	WG255513	Thallium, total (3050)	M6020 ICP-MS	ZB	The ICP-MS Serial Dilution was not used for data validation because the sample concentration was less than 100 times the MDL.
	WG255523	Zinc, total (3050)	M6010B ICP	ZG	The ICP Serial Dilution was not used for data validation because the sample concentration was less than 50 times the MDL.

Metals Analysis

The following parameters are not offered for certification or are not covered by NELAC certificate #ACZ.

Uranium, total (3050)	M6020 ICP-MS

Soil Analysis

The following parameters are not offered for certification or are not covered by NELAC certificate #ACZ.

Solids, Percent	CLPSOW390, PART F, D-98

ACZ Laboratories, Inc.
2773 Downhill Drive Steamboat Springs, CO 80487 (800) 334-5493

Sample Receipt

FMI Gold & Copper - Sierrita
OJ07R9

ACZ Project ID:	L72871
Date Received:	11/5/2008
Received By:	
Date Printed:	11/5/2008

Receipt Verification

	YES	NO	NA
1) Does this project require special handling procedures such as CLP protocol?			X
2) Are the custody seals on the cooler intact?	X		
3) Are the custody seals on the sample containers intact?			X
4) Is there a Chain of Custody or other directive shipping papers present?	X		
5) Is the Chain of Custody complete?	X		
6) Is the Chain of Custody in agreement with the samples received?	X		
7) Is there enough sample for all requested analyses?	X		
8) Are all samples within holding times for requested analyses?	X		
9) Were all sample containers received intact?	X		
10) Are the temperature blanks present?			X
11) Is the trip blank for Cyanide present?			X
12) Is the trip blank for VOA present?			X
13) Are samples requiring no headspace, headspace free?			X
14) Do the samples that require a Foreign Soils Permit have one?			X

Exceptions: If you answered no to any of the above questions, please describe

N/A

Contact (For any discrepancies, the client must be contacted)

N/A

Shipping Containers

Cooler Id	Temp (°C)	Rad (µR/hr)
2450	2.4	15
2925	4.1	15

Client must contact ACZ Project Manager if analysis should not proceed for samples received outside of thermal preservation acceptance criteria.

Notes

ACZ Laboratories, Inc.
2773 Downhill Drive Steamboat Springs, CO 80487 (800) 334-5493

Sample Receipt

FMI Gold & Copper - Sierrita
OJ07R9

ACZ Project ID: L72871
Date Received: 11/5/2008
Received By:

Sample Container Preservation

SAMPLE	CLIENT ID	R < 2	G < 2	BK < 2	Y< 2	YG< 2	B< 2	O < 2	T >12	N/A	RAD	ID
L72871-01	ST-SB06 0-20									X		
L72871-02	ST-SB06 20-40									X		
L72871-03	ST-SB06 40-60									X		
L72871-04	ST-SB06 60-80									X		
L72871-05	ST-SB06 80-100									X		
L72871-06	ST-SB06 100-120									X		
L72871-07	ST-SB06 120-140									X		
L72871-08	ST-SB06 140-160									X		
L72871-09	ST-SB06 160-180									X		
L72871-10	ST-SB06 180-200									X		
L72871-11	ST-SB06 200-220									X		
L72871-12	ST-SB06 220-240									X		
L72871-13	ST-SB06 240-260									X		
L72871-14	ST-SB06 260-280									X		
L72871-15	ST-SB06 280-300									X		
L72871-16	ST-SB06 300-320									X		
L72871-17	ST-SB06 300-320 D									X		
L72871-18	ST-SB06 260-280 MSD									X		

Sample Container Preservation Legend

Abbreviation	Description	Container Type	Preservative/Limits
R	Raw/Nitric	RED	pH must be < 2
B	Filtered/Sulfuric	BLUE	pH must be < 2
BK	Filtered/Nitric	BLACK	pH must be < 2
G	Filtered/Nitric	GREEN	pH must be < 2
O	Raw/Sulfuric	ORANGE	pH must be < 2
P	Raw/NaOH	PURPLE	pH must be > 12 *
T	Raw/NaOH Zinc Acetate	TAN	pH must be > 12
Y	Raw/Sulfuric	YELLOW	pH must be < 2
YG	Raw/Sulfuric	YELLOW GLASS	pH must be < 2
N/A	No preservative needed	Not applicable	
RAD	Gamma/Beta dose rate	Not applicable	must be < 250 µR/hr

* pH check performed by analyst prior to sample preparation

Sample IDs Reviewed By: _____

ACZ Laboratories, Inc. L72871

2773 Downhill Drive Steamboat Springs, CO 80487 (800) 334-5493

CHAIN of CUSTODY

Report to:

Name: Ned Hall
Company: FMI-Sierrita
E-mail: Ned_Hall@FMI.com
Address: 6200 W. Duval Mine Rd, Green Valley, AZ 85614
Telephone: 520-648-8857

Copy of Report to:

Name: Rick Smith & Steven Vaughn
Company: URS Corp.
E-mail: Rick_Smith@Urscorp.com
Telephone: Steven_Vaughn@Urscorp.com

Invoice to:

Name: Ned Hall
Company: FMI Sierrita
E-mail: Ned_Hall@FMI.com
Address: 6200 W. Duval Mine Rd, Green Valley, AZ 85614
Telephone: 520-648-8857

If sample(s) received past holding time (HT), or if insufficient HT remains to complete analysis before expiration, shall ACZ proceed with requested short HT analyses? YES [ ] NO [ ]
If "NO" then ACZ will contact client for further instruction. If neither "YES" nor "NO" is indicated, ACZ will proceed with the requested analyses, even if HT is expired, and data will be qualified.

PROJECT INFORMATION

Quote #:
Project/PO #: 0J07R9
Reporting state for compliance testing:
Sampler's Name: Polly Ready
Are any samples NRC licensable material? NO

ANALYSES REQUESTED *(attach list or use quote number)*

SAMPLE IDENTIFICATION	DATE:TIME	Matrix	# of Containers	See Attached 0J07R9							
ST-SB06 0-20	10/21/08 1148	SO	1	X							
ST-SB06 20-40	10/21/08 1437	SO	1	X							
ST-SB06 40-60	10/22/08 0907	SO	1	X							
ST-SB06 60-80	10/22/08 1027	SO	1	X							
ST-SB06 80-100	10/23/08 0952	SO	1	X							
ST-SB06 100-120	10/23/08 1032	SO	1	X							
ST-SB06 120-140	10/23/08 1107	SO	1	X							
ST-SB06 140-160	10/23/08 1337	SO	1	X							
ST-SB06 160-180	10/23/08 1452	SO	1	X							
ST-SB06 180-200	10/23/08 0927	SO	1	X							

Matrix: SW (Surface Water) · GW (Ground Water) · WW (Waste Water) · DW (Drinking Water) · SL (Sludge) · SO (Soil) · OL (Oil) · Other

REMARKS/ SAMPLE DISCLOSURES

FedEX: 7911 8116 3155
7980 5554 3295

PAGE 1 of 2

Please refer to ACZ's terms & conditions located on the reverse side of this COC.

RELINQUISHED BY:	DATE:TIME	RECEIVED BY:	DATE:TIME
Polly Ready	11/4/08 1525	LPL	11-5-08 10:37

FRMAD050.03.05.02 White - Return with sample. Yellow - Retain for your records.

ACZ Laboratories, Inc. L7 2871

2773 Downhill Drive Steamboat Springs, CO 80487 (800) 334-5493

CHAIN of CUSTODY

Report to:

Name: Ned Hall
Company: FMI - Sierrita
E-mail: Ned_Hall@FMI.com
Address: 6200 W. Duval Mine Rd Green Valley, Az 85614
Telephone: 520-648-8857

Copy of Report to:

Name: Rick Smith & Steven Vaughn
Company: URS Corp
E-mail: Rick_Smith@urscorp.com
Telephone: Steven_Vaughn@urscorp.com

Invoice to:

Name: Ned Hall
Company: FMI - Sierrita
E-mail: Ned_Hall@FMI.com
Address: 6200 W. Duval Mine Rd Green Valley Az 85614
Telephone: 520-648-8857

If sample(s) received past holding time (HT), or if insufficient HT remains to complete analysis before expiration, shall ACZ proceed with requested short HT analyses? YES [ ] NO [ ]
If "NO" then ACZ will contact client for further instruction. If neither "YES" nor "NO" is indicated, ACZ will proceed with the requested analyses, even if HT is expired, and data will be qualified.

PROJECT INFORMATION

Quote #:
Project/PO #: OJ07R9
Reporting state for compliance testing:
Sampler's Name: Polly Ready
Are any samples NRC licensable material? NO

ANALYSES REQUESTED *(attach list or use quote number)*

SAMPLE IDENTIFICATION	DATE:TIME	Matrix	# of Containers	See Attached OJ07R9							
ST-SB06-200-220	10/24/08 1147	SO	1	X							
ST-SB06-220-240	10/24/08 1458	SO	1	X							
ST-SB06-240-260	10/25/08 1012	SO	1	X							
ST-SB06-260-280	10/26/08 0907	SO	1	X							
ST-SB06-280-300	10/28/08 0947	SO	1	X							
ST-SB06-300-320	10/28/08 1352	SO	1	X							
~~ST-SB06-320-330~~	~~10/28/08 1412~~	~~SO~~	~~1~~								
ST-SB06-300-320 D	10/28/08 1352	SO	1	X							
ST-SB06-260-280 MSD	10/26/08 0907	SO	1	X							

on 10/28/08

RS

Matrix: SW (Surface Water) · GW (Ground Water) · WW (Waste Water) · DW (Drinking Water) · SL (Sludge) · SO (Soil) · OL (Oil) · Other

REMARKS/ SAMPLE DISCLOSURES

FedEX 7911 8116 3155
7980 5554 3295

PAGE 2 of 2

Please refer to ACZ's terms & conditions located on the reverse side of this COC.

RELINQUISHED BY:	DATE:TIME	RECEIVED BY:	DATE:TIME
Polly Ready	11/4/08 1525	WPL	11-5-08 10:37

FRMAD050.03.05.02 White - Return with sample. Yellow - Retain for your records.

FREEPORT-MCMORAN COPPER & GOLD

Phelps Dodge is a Freeport-McMoRan Company

Order No. OJ07R9

Issued on Fri, 11 Jul, 2008
Created on Fri, 11 Jul, 2008 by ariba system

Contractor:
ACZ LABORATORIES INC | 01250A | STEAMBOAT SPRINGS
2773 DOWNHILL DR
STEAMBOAT SPRINGS, CO 80487
United States
Phone: 1970-879-6590
Fax: 1970-879-2216

Company: FREEPORT-MCMORAN SIERRITA INC

Services to be performed at:
FREEPORT-MCMORAN SIERRITA INC
04 MILL WAREHOUSE 6200 W DUVAL MINE RD
Green Valley, AZ 85614
United States

Company Contact:
Edward L Hall Tel: (505) 537-4237

Invoices to be shipped to:
FREEPORT-MCMORAN SIERRITA INC
Accounts Payable PO Box 2671
Phoenix, AZ 85002
United States

Work Order/Project #:
Unique Name: PR1690000
Cost Center:
Department Name: Alloc Environmental
Expense Element:
Account Name: Outside Svcs - Assay

Contract Administrator: ROBERT LOYD
Phone:
Fax:
Email: robert_loyd@fmi.com

Item	Description	Extended Amount
1	**Envrionmental soil testing at ACZ (contract ...**	$87,000.00USD
	Envrionmental soil testing at ACZ (contract laboratory) for Sierrita Voluntary Remediation Program	

Phelps Dodge Stock Code:
Delivery Method: UPS
Requester: EDWARD L HALL
Freight Coding: Destination, Freight Collect
Phelps Dodge Stock Code:
ID: 010402
Form:
PR No.: PR438560
Contract: MS0214
Payment Terms: Net amount in 33 days, no discount
Tax Rate: 0.0000000000%
Tax Amount: $0.00USD

Total	$87,000.00USD

ACZ Laboratories, Inc.
2773 Downhill Drive Steamboat Springs, CO 80487 (800) 334-5493

Analytical Report

December 03, 2008

Report to:
Ned Hall
FMI Gold & Copper - Sierrita
P.O. Box 527 6200 W. Duval Mine Rd.
Green Valley, AZ 85622-0527

Bill to:
Accounts Payable
FMI Gold & Copper - Sierrita
P.O. Box 2671
Phoenix, AZ 85002-2671

cc: Rick Smith, Steve Vaughn

Project ID: OJ07R9
ACZ Project ID: L73011

Ned Hall:

Enclosed are the analytical results for sample(s) submitted to ACZ Laboratories, Inc. (ACZ) on November 12, 2008. This project has been assigned to ACZ's project number, L73011. Please reference this number in all future inquiries.

All analyses were performed according to ACZ's Quality Assurance Plan, version 12.0. The enclosed results relate only to the samples received under L73011. Each section of this report has been reviewed and approved by the appropriate Laboratory Supervisor, or a qualified substitute.

Except as noted, the test results for the methods and parameters listed on ACZ's current NELAC certificate letter (#ACZ) meet all requirements of NELAC.

This report shall be used or copied only in its entirety. ACZ is not responsible for the consequences arising from the use of a partial report.

All samples and sub-samples associated with this project will be disposed of after January 03, 2009. If the samples are determined to be hazardous, additional charges apply for disposal (typically less than $10/sample). If you would like the samples to be held longer than ACZ's stated policy or to be returned, please contact your Project Manager or Customer Service Representative for further details and associated costs. ACZ retains analytical reports for five years.

If you have any questions or other needs, please contact your Project Manager.

S. Habermehl

Scott Habermehl has reviewed
and approved this report.

ACZ Laboratories, Inc.
2773 Downhill Drive Steamboat Springs, CO 80487 (800) 334-5493

Inorganic Analytical Results

FMI Gold & Copper - Sierrita
Project ID: OJ07R9
Sample ID: EM-JS-02-1-3

ACZ Sample ID: ***L73011-01***
Date Sampled: *08/01/08 09:17*
Date Received: *11/12/08*
Sample Matrix: *Soil*

Inorganic Prep

Parameter	EPA Method	Result	Qual	XQ	Units	MDL	PQL	Date	Analyst
Total Hot Plate Digestion	M3010A ICP							11/19/08 18:56	jws

Metals Analysis

Parameter	EPA Method	Result	Qual	XQ	Units	MDL	PQL	Date	Analyst
Lead (1312)	M6010B ICP		U	*	mg/L	0.04	0.2	11/25/08 13:39	aeh

Soil Preparation

Parameter	EPA Method	Result	Qual	XQ	Units	MDL	PQL	Date	Analyst
Synthetic Precip. Leaching Procedure	M1312							11/14/08 15:24	brd

Note: This report is for additional analysis of the sample previously reported as ACZ project L70948-04.

Arizona license number: AZ0102

** Please refer to Qualifier Reports for details.*

ACZ Laboratories, Inc.
2773 Downhill Drive Steamboat Springs, CO 80487 (800) 334-5493

Inorganic Analytical Results

FMI Gold & Copper - Sierrita
Project ID: OJ07R9
Sample ID: CS-JS-01-0-1

ACZ Sample ID: ***L73011-02***
Date Sampled: *08/04/08 11:38*
Date Received: *11/12/08*
Sample Matrix: *Soil*

Soil Preparation

Parameter	EPA Method	Result	Qual	XQ	Units	MDL	PQL	Date	Analyst
Digestion - Alkaline	M3060A			*				11/19/08 17:15	brd/lwt

Wet Chemistry

Parameter	EPA Method	Result	Qual	XQ	Units	MDL	PQL	Date	Analyst
Chromium, Hexavalent (3060)	M7196A		U	*	mg/Kg	1	4	11/25/08 12:30	jlf

Note: This report is for additional analysis of the sample previously reported as ACZ project L70949-06.

Arizona license number: AZ0102

** Please refer to Qualifier Reports for details.*

ACZ Laboratories, Inc.
2773 Downhill Drive Steamboat Springs, CO 80487 (800) 334-5493

Inorganic Analytical Results

FMI Gold & Copper - Sierrita
Project ID: OJ07R9
Sample ID: CS-JS-02-10-11

ACZ Sample ID: ***L73011-03***
Date Sampled: *08/04/08 14:33*
Date Received: *11/12/08*
Sample Matrix: *Soil*

Inorganic Prep

Parameter	EPA Method	Result	Qual	XQ	Units	MDL	PQL	Date	Analyst
Total Hot Plate Digestion	M3010A ICP							11/19/08 21:38	jws

Metals Analysis

Parameter	EPA Method	Result	Qual	XQ	Units	MDL	PQL	Date	Analyst
Lead (1312)	M6010B ICP		U	*	mg/L	0.04	0.2	11/25/08 13:46	aeh

Soil Preparation

Parameter	EPA Method	Result	Qual	XQ	Units	MDL	PQL	Date	Analyst
Synthetic Precip. Leaching Procedure	M1312							11/15/08 2:12	brd

Note: This report is for additional analysis of the sample previously reported as ACZ project L70949-13.

Arizona license number: AZ0102

** Please refer to Qualifier Reports for details.*

ACZ Laboratories, Inc.
2773 Downhill Drive Steamboat Springs, CO 80487 (800) 334-5493

Inorganic Analytical Results

FMI Gold & Copper - Sierrita
Project ID: OJ07R9
Sample ID: EM-JS-08-5-7

ACZ Sample ID: ***L73011-04***
Date Sampled: *08/12/08 13:33*
Date Received: *11/12/08*
Sample Matrix: *Soil*

Soil Preparation

Parameter	EPA Method	Result	Qual	XQ	Units	MDL	PQL	Date	Analyst
Digestion - Alkaline	M3060A			*				11/20/08 10:49	brd/lwt

Wet Chemistry

Parameter	EPA Method	Result	Qual	XQ	Units	MDL	PQL	Date	Analyst
Chromium, Hexavalent (3060)	M7196A		U	*	mg/Kg	2	9	11/25/08 12:46	jlf

Note: This report is for additional analysis of the sample previously reported as ACZ project L71134-16.

Arizona license number: AZ0102

** Please refer to Qualifier Reports for details.*

Report Header Explanations

Batch	A distinct set of samples analyzed at a specific time
Found	Value of the QC Type of interest
Limit	Upper limit for RPD, in %.
Lower	Lower Recovery Limit, in % (except for LCSS, mg/Kg)
MDL	Method Detection Limit. Same as Minimum Reporting Limit. Allows for instrument and annual fluctuations.
PCN/SCN	A number assigned to reagents/standards to trace to the manufacturer's certificate of analysis
PQL	Practical Quantitation Limit, typically 5 times the MDL.
QC	True Value of the Control Sample or the amount added to the Spike
Rec	Amount of the true value or spike added recovered, in % (except for LCSS, mg/Kg)
RPD	Relative Percent Difference, calculation used for Duplicate QC Types
Upper	Upper Recovery Limit, in % (except for LCSS, mg/Kg)
Sample	Value of the Sample of interest

QC Sample Types

AS	Analytical Spike (Post Digestion)	LCSWD	Laboratory Control Sample - Water Duplicate
ASD	Analytical Spike (Post Digestion) Duplicate	LFB	Laboratory Fortified Blank
CCB	Continuing Calibration Blank	LFM	Laboratory Fortified Matrix
CCV	Continuing Calibration Verification standard	LFMD	Laboratory Fortified Matrix Duplicate
DUP	Sample Duplicate	LRB	Laboratory Reagent Blank
ICB	Initial Calibration Blank	MS	Matrix Spike
ICV	Initial Calibration Verification standard	MSD	Matrix Spike Duplicate
ICSAB	Inter-element Correction Standard - A plus B solutions	PBS	Prep Blank - Soil
LCSS	Laboratory Control Sample - Soil	PBW	Prep Blank - Water
LCSSD	Laboratory Control Sample - Soil Duplicate	PQV	Practical Quantitation Verification standard
LCSW	Laboratory Control Sample - Water	SDL	Serial Dilution

QC Sample Type Explanations

Blanks	Verifies that there is no or minimal contamination in the prep method or calibration procedure.
Control Samples	Verifies the accuracy of the method, including the prep procedure.
Duplicates	Verifies the precision of the instrument and/or method.
Spikes/Fortified Matrix	Determines sample matrix interferences, if any.
Standard	Verifies the validity of the calibration.

ACZ Qualifiers (Qual)

B	Analyte concentration detected at a value between MDL and PQL. The associated value is an estimated quantity.
H	Analysis exceeded method hold time. pH is a field test with an immediate hold time.
U	The material was analyzed for, but was not detected above the level of the associated value. The associated value is either the sample quantitation limit or the sample detection limit.

Method References

(1)	EPA 600/4-83-020. Methods for Chemical Analysis of Water and Wastes, March 1983.
(2)	EPA 600/R-93-100. Methods for the Determination of Inorganic Substances in Environmental Samples, August 1993.
(3)	EPA 600/R-94-111. Methods for the Determination of Metals in Environmental Samples - Supplement I, May 1994.
(5)	EPA SW-846. Test Methods for Evaluating Solid Waste, Third Edition with Update III, December 1996.
(6)	Standard Methods for the Examination of Water and Wastewater, 19th edition, 1995.

Comments

(1)	QC results calculated from raw data. Results may vary slightly if the rounded values are used in the calculations.
(2)	Soil, Sludge, and Plant matrices for Inorganic analyses are reported on a dry weight basis.
(3)	Animal matrices for Inorganic analyses are reported on an "as received" basis.

For a complete list of ACZ's Extended Qualifiers, please click: http://www.acz.com/public/extquallist.pdf

FMI Gold & Copper - Sierrita
Project ID: OJ07R9

ACZ Project ID: ***L73011***

Chromium, Hexavalent (3060) M7196A

ACZ ID	Type	Analyzed	PCN/SCN	QC	Sample	Found	Units	Rec	Lower	Upper	RPD	Limit	Qual
WG256346													
WG256346ICV	ICV	11/25/08 12:20	WC080903-3	.05		.0508	mg/L	101.6	90	110			
WG256346ICB	ICB	11/25/08 12:25				U	mg/L		-0.015	0.015			
L73011-02MS1	MS	11/25/08 12:36	SI081120-1	668.64	U	766	mg/Kg	114.6	75	125			
L73011-02MS2	MS	11/25/08 12:41	SI081120-12	33.18	U	31	mg/Kg	93.4	75	125			MD
L73113-01AS	AS	11/25/08 12:57	WC081114-7	150.5	U	101	mg/Kg	67.1	80	120			M2
L73113-01DUP	DUP	11/25/08 13:02			U	U	mg/Kg				0	20	RA
WG256043PBS	PBS	11/25/08 13:18				U	mg/Kg		-3	3			
WG256043LCSS	LCSS	11/25/08 13:24	PCN29780	136		139	mg/Kg		95.9	176			

Lead (1312) M6010B ICP

ACZ ID	Type	Analyzed	PCN/SCN	QC	Sample	Found	Units	Rec	Lower	Upper	RPD	Limit	Qual
WG256342													
WG256342ICV	ICV	11/25/08 13:04	II081119-4	4		3.865	mg/L	96.6	90	110			
WG256342ICB	ICB	11/25/08 13:07				U	mg/L		-0.12	0.12			
L72973-01MS1	MS	11/25/08 13:30	II081113-5	1	U	.997	mg/L	99.7	75	125			
WG255747PBS	PBS	11/25/08 13:36				U	mg/L		-0.12	0.12			
L73011-01DUP	DUP	11/25/08 13:43			U	U	mg/L				0	20	RA
L73011-03MS	MS	11/25/08 13:58	II081113-5	1	U	1.005	mg/L	100.5	75	125			
L73011-03MSD	MSD	11/25/08 14:02	II081113-5	1	U	1	mg/L	100	75	125	0.5	20	

ACZ Laboratories, Inc.
2773 Downhill Drive Steamboat Springs, CO 80487 (800) 334-5493

Inorganic Extended Qualifier Report

FMI Gold & Copper - Sierrita ACZ Project ID: ***L73011***

ACZ ID	WORKNUM	PARAMETER	METHOD	QUAL	DESCRIPTION
L73011-01	WG256342	Lead (1312)	M6010B ICP	RA	Relative Percent Difference (RPD) was not used for data validation because the sample concentration is too low for accurate evaluation (< 10x MDL).
L73011-02	WG256043	Digestion - Alkaline	M3060A	H3	Sample was received and analyzed past holding time.
	WG256346	Chromium, Hexavalent (3060)	M7196A	DA	Sample required dilution due to reactivity.
			M7196A	M2	Matrix spike recovery was low, the recovery of the associated control sample (LCS or LFB) was acceptable.
			M7196A	MD	The spike recovery (and spike duplicate RPD, if applicable) was not used for data validation because the concentration of the sample and/or the spike was less than the reporting limit.
			M7196A	RA	Relative Percent Difference (RPD) was not used for data validation because the sample concentration is too low for accurate evaluation (< 10x MDL).
L73011-03	WG256342	Lead (1312)	M6010B ICP	RA	Relative Percent Difference (RPD) was not used for data validation because the sample concentration is too low for accurate evaluation (< 10x MDL).
L73011-04	WG256043	Digestion - Alkaline	M3060A	H3	Sample was received and analyzed past holding time.
	WG256346	Chromium, Hexavalent (3060)	M7196A	DA	Sample required dilution due to reactivity.
			M7196A	M2	Matrix spike recovery was low, the recovery of the associated control sample (LCS or LFB) was acceptable.
			M7196A	MD	The spike recovery (and spike duplicate RPD, if applicable) was not used for data validation because the concentration of the sample and/or the spike was less than the reporting limit.
			M7196A	RA	Relative Percent Difference (RPD) was not used for data validation because the sample concentration is too low for accurate evaluation (< 10x MDL).

No certification qualifiers associated with this analysis

L73011-Reloa

ACZ Laboratories, Inc. ~~L70948~~ L70911-12-08

2773 Downhill Drive Steamboat Springs, CO 80487 (800) 334-5493

CHAIN of CUSTODY

Report to:

Name: Ned Hall
Company: FMI
E-mail: Ned-Hall@FMI.com
Address: 6200 W. Duval Mine Rd
P.O. Box 527 Green Valley, AZ
Telephone: (520) 648-8857

Copy of Report to:

Name: Rick-Smith@urscorp.com
Company:
E-mail: Steven_Vaughn@URScorp.com
Telephone:

Invoice to:

Name: Ned Hall
Company: FMI
E-mail: Ned_Hall@FMI.com
Address: 6200 W. Duval Mine Rd.
P.O. Box 527 Green Valley, AZ
Telephone: (520) 648-8857

If sample(s) received past holding time (HT), or if insufficient HT remains to complete analysis before expiration, shall ACZ proceed with requested short HT analyses? YES ☐ NO ☐
If "NO" then ACZ will contact client for further instruction. If neither "YES" nor "NO" is indicated, ACZ will proceed with the requested analyses, even if HT is expired, and data will be qualified.

PROJECT INFORMATION

Quote #:
Project/PO #: 0J07R9
Reporting state for compliance testing:
Sampler's Name: Armando Jimenez
Are any samples NRC licensable material?

ANALYSES REQUESTED (attach list or use quote number)

SAMPLE IDENTIFICATION	DATE:TIME	Matrix	# of Containers	See Attached Quote 7/8/08							
EM-JS-01-0-1	8-1-08 ~~0943~~ 0943	SO	1	1							
EM-JS-01-1-3	8-1-08 ~~0943~~ 0943	1	1	1							
EM-JS-02-0-1	8-1-08 0917	1	1	1							
EM-JS-02-1-3	8-1-08 0917	1	1	1							
EM-M26-0-1	8-1-08 956	1	1	1							
EM-M26-1-3	8-1-08 956	1	1	1							
EM-M26-5-7	8-1-08 1006	1	1	1							
C-JS-01-0-1	8-1-08 1239	1	1	1							
C-JS-01-1-3	8-1-08 1239	1	1	1							
C-JS-02-0-1	8-1-08 1256	1	1	1							

Matrix: SW (Surface Water) · GW (Ground Water) · WW (Waste Water) · DW (Drinking Water) · SL (Sludge) · SO (Soil) · OL (Oil) · Other

REMARKS/ SAMPLE DISCLOSURES

UPS # 1Z 810 130 84 6008 7162

PAGE 1 of 2

Please refer to ACZ's terms & conditions located on the reverse side of this COC.

RELINQUISHED BY:	DATE:TIME	RECEIVED BY:	DATE:TIME
[signature] S	8-4-08 1530	WPL	8-5-08 10:32

FRMAD050.03.05.02 White - Return with sample. Yellow - Retain for your records.

L73011-Relax

ACZ Laboratories, Inc. ~~L70949~~ **CHAIN of CUSTODY**

2773 Downhill Drive Steamboat Springs, CO 80487 (800) 334-5493 L73011-1208

Report to:

Name: Ned Hall
Company: FMI
E-mail: Ned.Hall@fmi.com
Address: 6200 W. Duval Mine Rd PO BOX 527 Green Valley, AZ
Telephone: 520-648-8857

Copy of Report to:

Name: Rick Smith / Steven Vaughn
Company: URS
E-mail: rick_smith@URSCORP.com
Telephone: steven_vaughn@URSCORP.com

Invoice to:

Name: SAME Ned Hall
Company: FMI
E-mail:
Address: SAME Ned Hall FMI
Telephone:

If sample(s) received past holding time (HT), or if insufficient HT remains to complete analysis before expiration, shall ACZ proceed with requested short HT analyses? YES ☐ NO ☐
If "NO" then ACZ will contact client for further instruction. If neither "YES" nor "NO" is indicated, ACZ will proceed with the requested analyses, even if HT is expired, and data will be qualified.

PROJECT INFORMATION

Quote #: OS 07R9
Project/PO #:
Reporting state for compliance testing:
Sampler's Name: Rick Smith
Are any samples NRC licensable material?

ANALYSES REQUESTED *(attach list or use quote number)*

SAMPLE IDENTIFICATION	DATE:TIME	Matrix	# of Containers	See Attached Quote 7/8/08							
C-SS-03-0-1	8-4-08 1025	SO	1	X							
C-SS-03-1-3	8-4-08 1031	SO	1	X							
C-SS-03-5-7	8-4-08 1034	SO	1	X							
C-SS-03-10-12	8-4-08 1043	SO	1	X							
C-SS-03-15-17	8-4-08 1103	SO	1	X							
CS-SS-01-0-1	8-4-08 1138	SO	1	X							
CS-SS-01-1-3	8-4-08 1138	SO	1	X							
CS-SS-01-5-7	8-4-08 1144	SO	1	X							
CS-SS-01-10-12	8-4-08 1330	SO	1	X							
CS-SS-02-0-1	8-4-08 1406	SO	1	X							

Matrix: SW (Surface Water) · GW (Ground Water) · WW (Waste Water) · DW (Drinking Water) · SL (Sludge) · SO (Soil) · OL (Oil) · Other

REMARKS/ SAMPLE DISCLOSURES

UPS 1Z 810 130 84 6008 7153

PAGE 1 of 2

Please refer to ACZ's terms & conditions located on the reverse side of this COC.

RELINQUISHED BY:	DATE:TIME	RECEIVED BY:	DATE:TIME
[signature]	8/4/08 1530	WPL	8-5-08 10:31

FRMAD050.03.05.02 White - Return with sample. Yellow - Retain for your records.

L73011-Reloox

ACZ Laboratories, Inc. ~~L70949~~ L66011.12-08

2773 Downhill Drive Steamboat Springs, CO 80487 (800) 334-5493

CHAIN of CUSTODY

Report to:

Name: Ned Hall
Company: FMI
E-mail: Ned.Hall@FMI.com
Address: 6200 W. Duvall Mine Rd
PO BOX 527 Green Valley AZ
Telephone: 520-648-8857

Copy of Report to:

Name: Rick Smith / Steven Vaughn
Company: URS
E-mail: Rick_Smith@URSCorp.com
Telephone: Steven_Vaughn@URSCorp.com

Invoice to:

Name: Ned Hall
Company: FMI
E-mail: Same
Address: 6200 W. Duvall Mine Rd
PO BOX 527 Green Valley AZ
Telephone: 520-648-8857

If sample(s) received past holding time (HT), or if insufficient HT remains to complete analysis before expiration, shall ACZ proceed with requested short HT analyses? YES ☐ NO ☐
If "NO" then ACZ will contact client for further instruction. If neither "YES" nor "NO" is indicated, ACZ will proceed with the requested analyses, even if HT is expired, and data will be qualified.

PROJECT INFORMATION

Quote #: 05 07 K9
Project/PO #:
Reporting state for compliance testing:
Sampler's Name: Rick Smith
Are any samples NRC licensable material?

ANALYSES REQUESTED *(attach list or use quote number)*

SAMPLE IDENTIFICATION	DATE:TIME	Matrix	# of Containers	See Attached Quote 7/8/08							
CS-SS-02-1-3	8-4-08 1406	SO	1	X							
CS-SS-02-5-7	8-4-08 1415	SO	1	X							
CS-SS-02-10-11	8-4-08 1433	SO	1	X							

RS

Matrix: SW (Surface Water) · GW (Ground Water) · WW (Waste Water) · DW (Drinking Water) · SL (Sludge) · SO (Soil) · OL (Oil) · Other

REMARKS/ SAMPLE DISCLOSURES

12 810 130 84 6008 7153

PAGE 2 of 2

Please refer to ACZ's terms & conditions located on the reverse side of this COC.

RELINQUISHED BY:	DATE:TIME	RECEIVED BY:	DATE:TIME
[signature]	8/4/08 1530	WR	8-5-08 10:31

FRMAD050.03.05.02 White - Return with sample. Yellow - Retain for your records.

L73011-Relocx

ACZ Laboratories, Inc. — **CHAIN of CUSTODY**

2773 Downhill Drive Steamboat Springs, CO 80487 (800) 334-5493

Report to:

Name: Ned Hall
Company: FMI
E-mail: Ned-Hall@FMI.com
Address: 6200 W. Duvall Mine Rd PO Box 527 Green Valley AZ
Telephone: 520-648-8857

Copy of Report to:

Name: Rick Smith & Steven Vaughn
Company: URS
E-mail: Rick_Smith@URSCorp.com
Telephone: Steven_Vaughn@URSCorp.com

Invoice to:

Name: Ned Hall
Company: FMI
E-mail: Ned-Hall@FMI.com
Address: 6200 W. Duvall Mine Rd PO Box 527 Green Valley AZ
Telephone: 520-648-8857

If sample(s) received past holding time (HT), or if insufficient HT remains to complete analysis before expiration, shall ACZ proceed with requested short HT analyses? YES ☐ NO ☐
If "NO" then ACZ will contact client for further instruction. If neither "YES" nor "NO" is indicated, ACZ will proceed with the requested analyses, even if HT is expired, and data will be qualified.

PROJECT INFORMATION

Quote #: 05Ø7R9
Project/PO #:
Reporting state for compliance testing:
Sampler's Name: Kevin Walsh
Are any samples NRC licensable material?

ANALYSES REQUESTED *(attach list or use quote number)*

See Attached Quote 7/3/08

SAMPLE IDENTIFICATION	DATE:TIME		Matrix	# of Containers
~~EM-JS-01-0-1~~	~~8-1-08~~			
RP-JS-02-0-1	8/12/08	0811	SO	2
RP-JS-02-1-3	8/12/08	0811	SO	2
RP-JS-02-1-3 D	8/12/08	0811	SO	2
RP-JS-02-5-7	8/12/08	0821	SO	2
RP-JS-02-10-12	8/12/08	0837	SO	2
RP-JS-02-15-17	8/12/08	0851	SO	2
RP-JS-01-0-1	8/12/08	0921	SO	2
RP-JS-01-1-3	8/12/08	0921	SO	2
~~RP-JS-01-1-3 D~~	~~8/12/08~~	~~0921~~	~~SO~~	~~2~~
RP-JS-01-5-7	8/12/08	0940	SO	2

Matrix: SW (Surface Water) · GW (Ground Water) · WW (Waste Water) · DW (Drinking Water) · SL (Sludge) · SO (Soil) · OL (Oil) · Other

REMARKS/ SAMPLE DISCLOSURES

8616 8504 9700
8616 8504 9710 } Fed EX

PAGE 1 of 2

Please refer to ACZ's terms & conditions located on the reverse side of this COC.

RELINQUISHED BY:	DATE:TIME	RECEIVED BY:	DATE:TIME
[signature]	8/12/08 (50)		

FRMAD050.03.05.02 White - Return with sample. Yellow - Retain for your records.

L73011-Reloa

ACZ Laboratories, Inc. ~~L71134~~ L8011-12-08

2773 Downhill Drive Steamboat Springs, CO 80487 (800) 334-5493

CHAIN of CUSTODY

Report to:

Name: Ned Hall
Company: FMI - Sieritta
E-mail: Ned_Hall @ FMI.com
Address: 6200 W. Duval Mine Rd
PO Box 527 Green Valley, AZ
Telephone: 520-648-8857

Copy of Report to:

Name: Rick_Smith @URSCorp.com
Company:
E-mail: Steve_Vaghn @URSCorp.com
Telephone:

Invoice to:

Name: Ned Hall
Company: FMI - Sieritta
E-mail: Ned_Hall @ FMI.com
Address: 6200 W. Duvall Mine Rd
PO Box 527 Green Valley, AZ
Telephone: 520-648-8857

If sample(s) received past holding time (HT), or if insufficient HT remains to complete analysis before expiration, shall ACZ proceed with requested short HT analyses? YES ☐ NO ☐
If "NO" then ACZ will contact client for further instruction. If neither "YES" nor "NO" is indicated, ACZ will proceed with the requested analyses, even if HT is expired, and data will be qualified.

PROJECT INFORMATION

Quote #: OJQ7R9
Project/PO #:
Reporting state for compliance testing:
Sampler's Name: Kevin Walsh
Are any samples NRC licensable material?

ANALYSES REQUESTED *(attach list or use quote number)*

SAMPLE IDENTIFICATION	DATE:TIME	Matrix	# of Containers	see attached Quote 7/8/08							
RP-JS-01-10-12	8/12/08 (0953)	SO	2	X							
RP-JS-01-15-17	8/12/08 (1005)	SO	2	X							
EM-JS-08-0-1	8/12/08 (1328)0128	SO	2	X							
EM-JS-08-1-3	8/12/08 (1328)0128	SO	2	X							
EM-JS-08-1-3D	8/12/08 (1328)0128	SO	2	X							
EM-JS-08-5-7	8/12/08 (1333)0133	SO	2	X							
EM-JS-08-10-12	8/12/08 (1356)0156	SO	2	X							

Matrix: SW (Surface Water) · GW (Ground Water) · WW (Waste Water) · DW (Drinking Water) · SL (Sludge) · SO (Soil) · OL (Oil) · Other

REMARKS/ SAMPLE DISCLOSURES

8616-8504-9700 Fed Ex Tracking #
8616-8504-9710

PAGE 2 of 2

Please refer to ACZ's terms & conditions located on the reverse side of this COC.

RELINQUISHED BY:	DATE:TIME	RECEIVED BY:	DATE:TIME
[signature]	8/12/08 1500		

FRMAD050.03.05.02 White - Return with sample. Yellow - Retain for your records.

ACZ Laboratories, Inc.
2773 Downhill Drive Steamboat Springs, CO 80487 (800) 334-5493

Analytical Report

December 03, 2008

Report to:
Ned Hall
FMI Gold & Copper - Sierrita
P.O. Box 527 6200 W. Duval Mine Rd.
Green Valley, AZ 85622-0527

Bill to:
Accounts Payable
FMI Gold & Copper - Sierrita
P.O. Box 2671
Phoenix, AZ 85002-2671

cc: Rick Smith, Steve Vaughn

Project ID: OJ07R9
ACZ Project ID: L73087

Ned Hall:

Enclosed are the analytical results for sample(s) submitted to ACZ Laboratories, Inc. (ACZ) on November 17, 2008. This project has been assigned to ACZ's project number, L73087. Please reference this number in all future inquiries.

All analyses were performed according to ACZ's Quality Assurance Plan, version 12.0. The enclosed results relate only to the samples received under L73087. Each section of this report has been reviewed and approved by the appropriate Laboratory Supervisor, or a qualified substitute.

Except as noted, the test results for the methods and parameters listed on ACZ's current NELAC certificate letter (#ACZ) meet all requirements of NELAC.

This report shall be used or copied only in its entirety. ACZ is not responsible for the consequences arising from the use of a partial report.

All samples and sub-samples associated with this project will be disposed of after January 03, 2009. If the samples are determined to be hazardous, additional charges apply for disposal (typically less than $10/sample). If you would like the samples to be held longer than ACZ's stated policy or to be returned, please contact your Project Manager or Customer Service Representative for further details and associated costs. ACZ retains analytical reports for five years.

If you have any questions or other needs, please contact your Project Manager.

S. Habermehl

Scott Habermehl has reviewed
and approved this report.

ACZ Laboratories, Inc.
2773 Downhill Drive Steamboat Springs, CO 80487 (800) 334-5493

Inorganic Analytical Results

FMI Gold & Copper - Sierrita
Project ID: OJ07R9
Sample ID: ST-SB03 160-180 DUP

ACZ Sample ID: ***L73087-01***
Date Sampled: *10/03/08 11:47*
Date Received: *11/17/08*
Sample Matrix: *Soil*

Metals Analysis

Parameter	EPA Method	Result	Qual	XQ	Units	MDL	PQL	Date	Analyst
Antimony, total (3050)	M6020 ICP-MS	0.3	B	*	mg/Kg	0.2	1	11/26/08 19:48	erf
Arsenic, total (3050)	M6020 ICP-MS	2.2		*	mg/Kg	0.3	1	11/26/08 19:48	erf
Barium, total (3050)	M6010B ICP	128		*	mg/Kg	0.3	2	11/26/08 23:02	ear
Beryllium, total (3050)	M6010B ICP	0.4	B		mg/Kg	0.2	1	11/26/08 23:02	ear
Cadmium, total (3050)	M6010B ICP		U		mg/Kg	0.5	2	11/26/08 23:02	ear
Chromium, total (3050)	M6010B ICP	11			mg/Kg	1	5	11/26/08 23:02	ear
Cobalt, total (3050)	M6010B ICP	11		*	mg/Kg	1	5	11/26/08 23:02	ear
Copper, total (3050)	M6010B ICP	457		*	mg/Kg	1	5	11/26/08 23:02	ear
Lead, total (3050)	M6020 ICP-MS	11.80		*	mg/Kg	0.05	0.3	11/26/08 19:48	erf
Manganese, total (3050)	M6010B ICP	332		*	mg/Kg	0.5	3	11/26/08 23:02	ear
Mercury, total	M7471A CVAA		UH	*	mg/Kg	0.04	0.2	11/21/08 9:35	pmc
Molybdenum, total (3050)	M6010B ICP	90		*	mg/Kg	1	5	11/26/08 23:02	ear
Nickel, total (3050)	M6010B ICP	7			mg/Kg	1	5	11/26/08 23:02	ear
Selenium, total (3050)	M6020 ICP-MS	1.06			mg/Kg	0.05	0.3	11/26/08 19:48	erf
Thallium, total (3050)	M6020 ICP-MS	0.32		*	mg/Kg	0.05	0.3	11/26/08 19:48	erf
Uranium, total (3050)	M6020 ICP-MS	4.73		*	mg/Kg	0.05	0.3	11/26/08 19:48	erf
Zinc, total (3050)	M6010B ICP	74		*	mg/Kg	1	5	11/26/08 23:02	ear

Soil Analysis

Parameter	EPA Method	Result	Qual	XQ	Units	MDL	PQL	Date	Analyst
Solids, Percent	CLPSOW390, PART F, D-98	92.8		*	%	0.1	0.5	11/18/08 21:15	brd

Soil Preparation

Parameter	EPA Method	Result	Qual	XQ	Units	MDL	PQL	Date	Analyst
Air Dry at 34 Degrees C	USDA No. 1, 1972			*				11/18/08 13:00	brd
Digestion - Hot Plate	M3050B ICP-MS							11/25/08 9:32	lwt
Sieve-2000 um (2.0mm)	ASA No.9, 15-4.2.2			*				11/19/08 7:45	mjc

Arizona license number: AZ0102

** Please refer to Qualifier Reports for details.*

ACZ Laboratories, Inc.
2773 Downhill Drive Steamboat Springs, CO 80487 (800) 334-5493

Inorganic Analytical Results

FMI Gold & Copper - Sierrita
Project ID: OJ07R9
Sample ID: ST-SB04 100-120 DUP

ACZ Sample ID: ***L73087-02***
Date Sampled: *10/06/08 08:37*
Date Received: *11/17/08*
Sample Matrix: *Soil*

Metals Analysis

Parameter	EPA Method	Result	Qual	XQ	Units	MDL	PQL	Date	Analyst
Antimony, total (3050)	M6020 ICP-MS	0.4	B	*	mg/Kg	0.2	1	11/26/08 19:59	erf
Arsenic, total (3050)	M6020 ICP-MS	4.1		*	mg/Kg	0.3	1	11/26/08 19:59	erf
Barium, total (3050)	M6010B ICP	77.7		*	mg/Kg	0.3	2	11/26/08 23:22	ear
Beryllium, total (3050)	M6010B ICP	0.7	B		mg/Kg	0.2	1	11/26/08 23:22	ear
Cadmium, total (3050)	M6010B ICP		U		mg/Kg	0.5	2	11/26/08 23:22	ear
Chromium, total (3050)	M6010B ICP	8			mg/Kg	1	5	11/26/08 23:22	ear
Cobalt, total (3050)	M6010B ICP	8		*	mg/Kg	1	5	11/26/08 23:22	ear
Copper, total (3050)	M6010B ICP	482		*	mg/Kg	1	5	11/26/08 23:22	ear
Lead, total (3050)	M6020 ICP-MS	13.20		*	mg/Kg	0.05	0.3	11/26/08 19:59	erf
Manganese, total (3050)	M6010B ICP	438		*	mg/Kg	0.5	3	11/26/08 23:22	ear
Mercury, total	M7471A CVAA		UH	*	mg/Kg	0.04	0.2	11/21/08 9:37	pmc
Molybdenum, total (3050)	M6010B ICP	75		*	mg/Kg	1	5	11/26/08 23:22	ear
Nickel, total (3050)	M6010B ICP	3	B		mg/Kg	1	5	11/26/08 23:22	ear
Selenium, total (3050)	M6020 ICP-MS	1.10			mg/Kg	0.05	0.3	11/26/08 19:59	erf
Thallium, total (3050)	M6020 ICP-MS	0.19	B	*	mg/Kg	0.05	0.3	11/26/08 19:59	erf
Uranium, total (3050)	M6020 ICP-MS	6.14		*	mg/Kg	0.05	0.3	11/26/08 19:59	erf
Zinc, total (3050)	M6010B ICP	93		*	mg/Kg	1	5	11/26/08 23:22	ear

Soil Analysis

Parameter	EPA Method	Result	Qual	XQ	Units	MDL	PQL	Date	Analyst
Solids, Percent	CLPSOW390, PART F, D-98	95.8		*	%	0.1	0.5	11/19/08 5:30	brd

Soil Preparation

Parameter	EPA Method	Result	Qual	XQ	Units	MDL	PQL	Date	Analyst
Air Dry at 34 Degrees C	USDA No. 1, 1972			*				11/18/08 13:20	brd
Digestion - Hot Plate	M3050B ICP-MS							11/25/08 10:34	lwt
Sieve-2000 um (2.0mm)	ASA No.9, 15-4.2.2			*				11/19/08 7:52	mjc

Arizona license number: AZ0102

** Please refer to Qualifier Reports for details.*

ACZ Laboratories, Inc.
2773 Downhill Drive Steamboat Springs, CO 80487 (800) 334-5493

Inorganic Analytical Results

FMI Gold & Copper - Sierrita
Project ID: OJ07R9
Sample ID: ET-SB02 60-80 DUP

ACZ Sample ID: ***L73087-03***
Date Sampled: *09/18/08 15:42*
Date Received: *11/17/08*
Sample Matrix: *Soil*

Metals Analysis

Parameter	EPA Method	Result	Qual	XQ	Units	MDL	PQL	Date	Analyst
Antimony, total (3050)	M6020 ICP-MS	0.5	B	*	mg/Kg	0.2	1	11/26/08 20:03	erf
Arsenic, total (3050)	M6020 ICP-MS	4.8		*	mg/Kg	0.3	1	11/26/08 20:03	erf
Barium, total (3050)	M6010B ICP	74.7		*	mg/Kg	0.3	2	11/26/08 23:26	ear
Beryllium, total (3050)	M6010B ICP	0.5	B		mg/Kg	0.2	1	11/26/08 23:26	ear
Cadmium, total (3050)	M6010B ICP		U		mg/Kg	0.5	2	11/26/08 23:26	ear
Chromium, total (3050)	M6010B ICP	11			mg/Kg	1	5	11/26/08 23:26	ear
Cobalt, total (3050)	M6010B ICP	4	B	*	mg/Kg	1	5	11/26/08 23:26	ear
Copper, total (3050)	M6010B ICP	392		*	mg/Kg	1	5	11/26/08 23:26	ear
Lead, total (3050)	M6020 ICP-MS	40.30		*	mg/Kg	0.05	0.3	11/26/08 20:03	erf
Manganese, total (3050)	M6010B ICP	304		*	mg/Kg	0.5	3	11/26/08 23:26	ear
Mercury, total	M7471A CVAA		UH	*	mg/Kg	0.04	0.2	11/21/08 9:40	pmc
Molybdenum, total (3050)	M6010B ICP	28		*	mg/Kg	1	5	11/26/08 23:26	ear
Nickel, total (3050)	M6010B ICP	29			mg/Kg	1	5	11/26/08 23:26	ear
Selenium, total (3050)	M6020 ICP-MS	0.29	B		mg/Kg	0.05	0.3	11/26/08 20:03	erf
Thallium, total (3050)	M6020 ICP-MS	0.13	B	*	mg/Kg	0.05	0.3	11/26/08 20:03	erf
Uranium, total (3050)	M6020 ICP-MS	1.45		*	mg/Kg	0.05	0.3	11/26/08 20:03	erf
Zinc, total (3050)	M6010B ICP	58		*	mg/Kg	1	5	11/26/08 23:26	ear

Soil Analysis

Parameter	EPA Method	Result	Qual	XQ	Units	MDL	PQL	Date	Analyst
Solids, Percent	CLPSOW390, PART F, D-98	94.7		*	%	0.1	0.5	11/19/08 13:45	brd

Soil Preparation

Parameter	EPA Method	Result	Qual	XQ	Units	MDL	PQL	Date	Analyst
Air Dry at 34 Degrees C	USDA No. 1, 1972			*				11/18/08 13:40	brd
Digestion - Hot Plate	M3050B ICP-MS							11/25/08 10:55	lwt
Sieve-2000 um (2.0mm)	ASA No.9, 15-4.2.2			*				11/19/08 8:00	mjc

Arizona license number: AZ0102

** Please refer to Qualifier Reports for details.*

Report Header Explanations

Batch	A distinct set of samples analyzed at a specific time
Found	Value of the QC Type of interest
Limit	Upper limit for RPD, in %.
Lower	Lower Recovery Limit, in % (except for LCSS, mg/Kg)
MDL	Method Detection Limit. Same as Minimum Reporting Limit. Allows for instrument and annual fluctuations.
PCN/SCN	A number assigned to reagents/standards to trace to the manufacturer's certificate of analysis
PQL	Practical Quantitation Limit, typically 5 times the MDL.
QC	True Value of the Control Sample or the amount added to the Spike
Rec	Amount of the true value or spike added recovered, in % (except for LCSS, mg/Kg)
RPD	Relative Percent Difference, calculation used for Duplicate QC Types
Upper	Upper Recovery Limit, in % (except for LCSS, mg/Kg)
Sample	Value of the Sample of interest

QC Sample Types

AS	Analytical Spike (Post Digestion)	LCSWD	Laboratory Control Sample - Water Duplicate
ASD	Analytical Spike (Post Digestion) Duplicate	LFB	Laboratory Fortified Blank
CCB	Continuing Calibration Blank	LFM	Laboratory Fortified Matrix
CCV	Continuing Calibration Verification standard	LFMD	Laboratory Fortified Matrix Duplicate
DUP	Sample Duplicate	LRB	Laboratory Reagent Blank
ICB	Initial Calibration Blank	MS	Matrix Spike
ICV	Initial Calibration Verification standard	MSD	Matrix Spike Duplicate
ICSAB	Inter-element Correction Standard - A plus B solutions	PBS	Prep Blank - Soil
LCSS	Laboratory Control Sample - Soil	PBW	Prep Blank - Water
LCSSD	Laboratory Control Sample - Soil Duplicate	PQV	Practical Quantitation Verification standard
LCSW	Laboratory Control Sample - Water	SDL	Serial Dilution

QC Sample Type Explanations

Blanks	Verifies that there is no or minimal contamination in the prep method or calibration procedure.
Control Samples	Verifies the accuracy of the method, including the prep procedure.
Duplicates	Verifies the precision of the instrument and/or method.
Spikes/Fortified Matrix	Determines sample matrix interferences, if any.
Standard	Verifies the validity of the calibration.

ACZ Qualifiers (Qual)

B	Analyte concentration detected at a value between MDL and PQL. The associated value is an estimated quantity.
H	Analysis exceeded method hold time. pH is a field test with an immediate hold time.
U	The material was analyzed for, but was not detected above the level of the associated value. The associated value is either the sample quantitation limit or the sample detection limit.

Method References

(1) EPA 600/4-83-020. Methods for Chemical Analysis of Water and Wastes, March 1983.
(2) EPA 600/R-93-100. Methods for the Determination of Inorganic Substances in Environmental Samples, August 1993.
(3) EPA 600/R-94-111. Methods for the Determination of Metals in Environmental Samples - Supplement I, May 1994.
(5) EPA SW-846. Test Methods for Evaluating Solid Waste, Third Edition with Update III, December 1996.
(6) Standard Methods for the Examination of Water and Wastewater, 19th edition, 1995.

Comments

(1) QC results calculated from raw data. Results may vary slightly if the rounded values are used in the calculations.
(2) Soil, Sludge, and Plant matrices for Inorganic analyses are reported on a dry weight basis.
(3) Animal matrices for Inorganic analyses are reported on an "as received" basis.

For a complete list of ACZ's Extended Qualifiers, please click: http://www.acz.com/public/extquallist.pdf

FMI Gold & Copper - Sierrita
Project ID: OJ07R9

ACZ Project ID: ***L73087***

Antimony, total (3050) M6020 ICP-MS

ACZ ID	Type	Analyzed	PCN/SCN	QC	Sample	Found	Units	Rec	Lower	Upper	RPD	Limit	Qual
WG256435													
WG256435ICV	ICV	11/26/08 18:10	MS081101-2	.02		.01977	mg/L	98.9	90	110			
WG256435ICB	ICB	11/26/08 18:14				.00043	mg/L		-0.0012	0.0012			
L72887-01MS	MS	11/26/08 18:46	MS081013-3	9.9	2.1	11.45	mg/Kg	94.4	75	125			
L72887-01MSD	MSD	11/26/08 18:50	MS081013-3	9.9	2.1	10.78	mg/Kg	87.7	75	125	6.03	20	
WG256298PBS	PBS	11/26/08 19:36				U	mg/Kg		-0.6	0.6			
WG256298LCSS	LCSS	11/26/08 19:40	PCN30918	138		173.1	mg/Kg		0	322			
WG256298LCSSD	LCSSD	11/26/08 19:44	PCN30918	138		174.2	mg/Kg		0	322	0.6	20	
L73127-01MS	MS	11/26/08 20:11	MS081013-3	5.15	5.7	8.01	mg/Kg	44.9	75	125			M2
L73127-01MSD	MSD	11/26/08 20:15	MS081013-3	5.15	5.7	7.96	mg/Kg	43.9	75	125	0.63	20	M2

Arsenic, total (3050) M6020 ICP-MS

ACZ ID	Type	Analyzed	PCN/SCN	QC	Sample	Found	Units	Rec	Lower	Upper	RPD	Limit	Qual
WG256435													
WG256435ICV	ICV	11/26/08 18:10	MS081101-2	.05		.04916	mg/L	98.3	90	110			
WG256435ICB	ICB	11/26/08 18:14				U	mg/L		-0.0015	0.0015			
L72887-01MS	MS	11/26/08 18:46	MS081013-3	49.5	4.3	52.9	mg/Kg	98.2	75	125			
L72887-01MSD	MSD	11/26/08 18:50	MS081013-3	49.5	4.3	49.52	mg/Kg	91.4	75	125	6.6	20	
WG256298PBS	PBS	11/26/08 19:36				U	mg/Kg		-0.9	0.9			
WG256298LCSS	LCSS	11/26/08 19:40	PCN30918	123		133.1	mg/Kg		102	144			
WG256298LCSSD	LCSSD	11/26/08 19:44	PCN30918	123		134.9	mg/Kg		102	144	1.3	20	
L73127-01MS	MS	11/26/08 20:11	MS081013-3	25.75	22.2	45.99	mg/Kg	92.4	75	125			
L73127-01MSD	MSD	11/26/08 20:15	MS081013-3	25.75	22.2	46.22	mg/Kg	93.3	75	125	0.5	20	

Barium, total (3050) M6010B ICP

ACZ ID	Type	Analyzed	PCN/SCN	QC	Sample	Found	Units	Rec	Lower	Upper	RPD	Limit	Qual
WG256433													
WG256433ICV	ICV	11/26/08 22:35	II081119-4	2		1.9806	mg/L	99	90	110			
WG256433ICB	ICB	11/26/08 22:39				U	mg/L		-0.009	0.009			
WG256298PBS	PBS	11/26/08 22:52				U	mg/Kg		-0.9	0.9			
WG256298LCSS	LCSS	11/26/08 22:55	PCN30918	256		272.28	mg/Kg		206	306			
WG256298LCSSD	LCSSD	11/26/08 22:59	PCN30918	256		266.9	mg/Kg		206	306	2	20	
L73087-01MS	MS	11/26/08 23:09	II081117-2	50.5	128	153.61	mg/Kg	50.7	75	125			MA
L73087-01MSD	MSD	11/26/08 23:12	II081117-2	50.5	128	172.96	mg/Kg	89	75	125	11.85	20	

Beryllium, total (3050) M6010B ICP

ACZ ID	Type	Analyzed	PCN/SCN	QC	Sample	Found	Units	Rec	Lower	Upper	RPD	Limit	Qual
WG256433													
WG256433ICV	ICV	11/26/08 22:35	II081119-4	2		1.9374	mg/L	96.9	90	110			
WG256433ICB	ICB	11/26/08 22:39				U	mg/L		-0.006	0.006			
WG256298PBS	PBS	11/26/08 22:52				U	mg/Kg		-0.6	0.6			
WG256298LCSS	LCSS	11/26/08 22:55	PCN30918	75.9		80.97	mg/Kg		62.8	89.1			
WG256298LCSSD	LCSSD	11/26/08 22:59	PCN30918	75.9		79.16	mg/Kg		62.8	89.1	2.3	20	
L73087-01MS	MS	11/26/08 23:09	II081117-2	50.5	.4	48.13	mg/Kg	94.5	75	125			
L73087-01MSD	MSD	11/26/08 23:12	II081117-2	50.5	.4	47.42	mg/Kg	93.1	75	125	1.49	20	

FMI Gold & Copper - Sierrita ACZ Project ID: ***L73087***

Project ID: OJ07R9

Cadmium, total (3050) M6010B ICP

ACZ ID	Type	Analyzed	PCN/SCN	QC	Sample	Found	Units	Rec	Lower	Upper	RPD	Limit	Qual
WG256433													
WG256433ICV	ICV	11/26/08 22:35	II081119-4	2		1.9034	mg/L	95.2	90	110			
WG256433ICB	ICB	11/26/08 22:39				U	mg/L		-0.015	0.015			
WG256298PBS	PBS	11/26/08 22:52				U	mg/Kg		-1.5	1.5			
WG256298LCSS	LCSS	11/26/08 22:55	PCN30918	258		258.97	mg/Kg		216	301			
WG256298LCSSD	LCSSD	11/26/08 22:59	PCN30918	258		251.17	mg/Kg		216	301	3.1	20	
L73087-01MS	MS	11/26/08 23:09	II081117-2	50.5	U	43.84	mg/Kg	86.8	75	125			
L73087-01MSD	MSD	11/26/08 23:12	II081117-2	50.5	U	43.36	mg/Kg	85.9	75	125	1.1	20	

Chromium, total (3050) M6010B ICP

ACZ ID	Type	Analyzed	PCN/SCN	QC	Sample	Found	Units	Rec	Lower	Upper	RPD	Limit	Qual
WG256433													
WG256433ICV	ICV	11/26/08 22:35	II081119-4	2		1.908	mg/L	95.4	90	110			
WG256433ICB	ICB	11/26/08 22:39				U	mg/L		-0.03	0.03			
WG256298PBS	PBS	11/26/08 22:52				U	mg/Kg		-3	3			
WG256298LCSS	LCSS	11/26/08 22:55	PCN30918	138		143.8	mg/Kg		113	163			
WG256298LCSSD	LCSSD	11/26/08 22:59	PCN30918	138		141	mg/Kg		113	163	2	20	
L73087-01MS	MS	11/26/08 23:09	II081117-2	50.5	11	56	mg/Kg	89.1	75	125			
L73087-01MSD	MSD	11/26/08 23:12	II081117-2	50.5	11	55.5	mg/Kg	88.1	75	125	0.9	20	

Cobalt, total (3050) M6010B ICP

ACZ ID	Type	Analyzed	PCN/SCN	QC	Sample	Found	Units	Rec	Lower	Upper	RPD	Limit	Qual
WG256433													
WG256433ICV	ICV	11/26/08 22:35	II081119-4	2.002		1.961	mg/L	98	90	110			
WG256433ICB	ICB	11/26/08 22:39				U	mg/L		-0.03	0.03			
WG256298PBS	PBS	11/26/08 22:52				U	mg/Kg		-3	3			
WG256298LCSS	LCSS	11/26/08 22:55	PCN30918	216		220.8	mg/Kg		181	252			
WG256298LCSSD	LCSSD	11/26/08 22:59	PCN30918	216		217.1	mg/Kg		181	252	1.7	20	
L73087-01MS	MS	11/26/08 23:09	II081117-2	50.5	11	56.9	mg/Kg	90.9	75	125			
L73087-01MSD	MSD	11/26/08 23:12	II081117-2	50.5	11	56.1	mg/Kg	89.3	75	125	1.42	20	

Copper, total (3050) M6010B ICP

ACZ ID	Type	Analyzed	PCN/SCN	QC	Sample	Found	Units	Rec	Lower	Upper	RPD	Limit	Qual
WG256433													
WG256433ICV	ICV	11/26/08 22:35	II081119-4	2		1.945	mg/L	97.3	90	110			
WG256433ICB	ICB	11/26/08 22:39				U	mg/L		-0.03	0.03			
WG256298PBS	PBS	11/26/08 22:52				U	mg/Kg		-3	3			
WG256298LCSS	LCSS	11/26/08 22:55	PCN30918	122		120.7	mg/Kg		102	141			
WG256298LCSSD	LCSSD	11/26/08 22:59	PCN30918	122		117.3	mg/Kg		102	141	2.9	20	
L73087-01MS	MS	11/26/08 23:09	II081117-2	50.5	457	332.2	mg/Kg	-247.1	75	125			M3
L73087-01MSD	MSD	11/26/08 23:12	II081117-2	50.5	457	360.8	mg/Kg	-190.5	75	125	8.25	20	M3

FMI Gold & Copper - Sierrita
Project ID: OJ07R9

ACZ Project ID: ***L73087***

Lead, total (3050) M6020 ICP-MS

ACZ ID	Type	Analyzed	PCN/SCN	QC	Sample	Found	Units	Rec	Lower	Upper	RPD	Limit	Qual
WG256435													
WG256435ICV	ICV	11/26/08 18:10	MS081101-2	.05		.04765	mg/L	95.3	90	110			
WG256435ICB	ICB	11/26/08 18:14				U	mg/L		-0.0003	0.0003			
L72887-01MS	MS	11/26/08 18:46	MS081013-3	49.5	20	68.23	mg/Kg	97.4	75	125			
L72887-01MSD	MSD	11/26/08 18:50	MS081013-3	49.5	20	64.43	mg/Kg	89.8	75	125	5.73	20	
WG256298PBS	PBS	11/26/08 19:36				U	mg/Kg		-0.15	0.15			
WG256298LCSS	LCSS	11/26/08 19:40	PCN30918	136		152.65	mg/Kg		110	163			
WG256298LCSSD	LCSSD	11/26/08 19:44	PCN30918	136		149.5	mg/Kg		110	163	2.1	20	
L73127-01MS	MS	11/26/08 20:11	MS081013-3	25.75	309	319.815	mg/Kg	42	75	125			M3
L73127-01MSD	MSD	11/26/08 20:15	MS081013-3	25.75	309	324.708	mg/Kg	61	75	125	1.52	20	M3

Manganese, total (3050) M6010B ICP

ACZ ID	Type	Analyzed	PCN/SCN	QC	Sample	Found	Units	Rec	Lower	Upper	RPD	Limit	Qual
WG256433													
WG256433ICV	ICV	11/26/08 22:35	II081119-4	2		1.9205	mg/L	96	90	110			
WG256433ICB	ICB	11/26/08 22:39				U	mg/L		-0.015	0.015			
WG256298PBS	PBS	11/26/08 22:52				U	mg/Kg		-1.5	1.5			
WG256298LCSS	LCSS	11/26/08 22:55	PCN30918	570		592.59	mg/Kg		470	670			
WG256298LCSSD	LCSSD	11/26/08 22:59	PCN30918	570		585.54	mg/Kg		470	670	1.2	20	
L73087-01MS	MS	11/26/08 23:09	II081117-2	50.5	332	376.71	mg/Kg	88.5	75	125			
L73087-01MSD	MSD	11/26/08 23:12	II081117-2	50.5	332	368.69	mg/Kg	72.7	75	125	2.15	20	M3

Mercury, total M7471A CVAA

ACZ ID	Type	Analyzed	PCN/SCN	QC	Sample	Found	Units	Rec	Lower	Upper	RPD	Limit	Qual
WG256058													
WG256058ICV	ICV	11/21/08 8:33	II081113-2	.01		.01002	mg/L	100.2	90	110			
WG256058ICB	ICB	11/21/08 8:36				U	mg/L		-0.0006	0.0006			
WG256058PBS	PBS	11/21/08 8:38				U	mg/Kg		-0.12	0.12			
WG256058LCSS	LCSS	11/21/08 8:40	PCN30762	6.24		6.35	mg/Kg		4.44	8.03			
WG256058LCSSD	LCSSD	11/21/08 8:42	PCN30762	6.24		6.28	mg/Kg		4.44	8.03	1.1	20	
L72836-01MS	MS	11/21/08 8:47	II081104-3	.915	.2	1.246	mg/Kg	114.3	85	115			
L72836-01MSD	MSD	11/21/08 8:49	II081104-3	.905	.2	1.16	mg/Kg	106.1	85	115	7.15	20	

Molybdenum, total (3050) M6010B ICP

ACZ ID	Type	Analyzed	PCN/SCN	QC	Sample	Found	Units	Rec	Lower	Upper	RPD	Limit	Qual
WG256433													
WG256433ICV	ICV	11/26/08 22:35	II081119-4	2		1.939	mg/L	97	90	110			
WG256433ICB	ICB	11/26/08 22:39				U	mg/L		-0.03	0.03			
WG256298PBS	PBS	11/26/08 22:52				U	mg/Kg		-3	3			
WG256298LCSS	LCSS	11/26/08 22:55	PCN30918	73.9		83.1	mg/Kg		58.5	89.3			
WG256298LCSSD	LCSSD	11/26/08 22:59	PCN30918	73.9		83	mg/Kg		58.5	89.3	0.1	20	
L73087-01MS	MS	11/26/08 23:09	II081117-2	50.5	90	112	mg/Kg	43.6	75	125			M2
L73087-01MSD	MSD	11/26/08 23:12	II081117-2	50.5	90	86.7	mg/Kg	-6.5	75	125	25.47	20	M2 RD

FMI Gold & Copper - Sierrita
Project ID: OJ07R9

ACZ Project ID: ***L73087***

Nickel, total (3050) M6010B ICP

ACZ ID	Type	Analyzed	PCN/SCN	QC	Sample	Found	Units	Rec	Lower	Upper	RPD	Limit	Qual
WG256433													
WG256433ICV	ICV	11/26/08 22:35	II081119-4	2.004		1.888	mg/L	94.2	90	110			
WG256433ICB	ICB	11/26/08 22:39				U	mg/L		-0.03	0.03			
WG256298PBS	PBS	11/26/08 22:52				U	mg/Kg		-3	3			
WG256298LCSS	LCSS	11/26/08 22:55	PCN30918	111		114	mg/Kg		93	130			
WG256298LCSSD	LCSSD	11/26/08 22:59	PCN30918	111		110.6	mg/Kg		93	130	3	20	
L73087-01MS	MS	11/26/08 23:09	II081117-2	50.3485	7	52.5	mg/Kg	90.4	75	125			
L73087-01MSD	MSD	11/26/08 23:12	II081117-2	50.3485	7	51.5	mg/Kg	88.4	75	125	1.92	20	

Selenium, total (3050) M6020 ICP-MS

ACZ ID	Type	Analyzed	PCN/SCN	QC	Sample	Found	Units	Rec	Lower	Upper	RPD	Limit	Qual
WG256435													
WG256435ICV	ICV	11/26/08 18:10	MS081101-2	.05		.04759	mg/L	95.2	90	110			
WG256435ICB	ICB	11/26/08 18:14				.00016	mg/L		-0.0003	0.0003			
L72887-01MS	MS	11/26/08 18:46	MS081013-3	24.75	17.8	41.47	mg/Kg	95.6	75	125			
L72887-01MSD	MSD	11/26/08 18:50	MS081013-3	24.75	17.8	38.8	mg/Kg	84.8	75	125	6.65	20	
WG256298PBS	PBS	11/26/08 19:36				U	mg/Kg		-0.15	0.15			
WG256298LCSS	LCSS	11/26/08 19:40	PCN30918	199		202.15	mg/Kg		159	238			
WG256298LCSSD	LCSSD	11/26/08 19:44	PCN30918	199		208.9	mg/Kg		159	238	3.3	20	
L73127-01MS	MS	11/26/08 20:11	MS081013-3	12.875	.61	11.969	mg/Kg	88.2	75	125			
L73127-01MSD	MSD	11/26/08 20:15	MS081013-3	12.875	.61	12.036	mg/Kg	88.7	75	125	0.56	20	

Solids, Percent CLPSOW390, PART F, D-98

ACZ ID	Type	Analyzed	PCN/SCN	QC	Sample	Found	Units	Rec	Lower	Upper	RPD	Limit	Qual
WG255933													
WG255933PBS	PBS	11/18/08 13:00				U	%		99.9	100.1			
L73087-03DUP	DUP	11/19/08 22:00			94.7	96.65	%				2	20	

Thallium, total (3050) M6020 ICP-MS

ACZ ID	Type	Analyzed	PCN/SCN	QC	Sample	Found	Units	Rec	Lower	Upper	RPD	Limit	Qual
WG256435													
WG256435ICV	ICV	11/26/08 18:10	MS081101-2	.05		.05194	mg/L	103.9	90	110			
WG256435ICB	ICB	11/26/08 18:14				U	mg/L		-0.0003	0.0003			
L72887-01MS	MS	11/26/08 18:46	MS081013-3	49.599	.1	50.6	mg/Kg	101.8	75	125			
L72887-01MSD	MSD	11/26/08 18:50	MS081013-3	49.599	.1	48.48	mg/Kg	97.5	75	125	4.28	20	
WG256298PBS	PBS	11/26/08 19:36				U	mg/Kg		-0.15	0.15			
WG256298LCSS	LCSS	11/26/08 19:40	PCN30918	297		358.45	mg/Kg		241	353			RL
WG256298LCSSD	LCSSD	11/26/08 19:44	PCN30918	297		347.7	mg/Kg		241	353	3	20	
L73127-01MS	MS	11/26/08 20:11	MS081013-3	25.8015	.57	27.841	mg/Kg	105.7	75	125			
L73127-01MSD	MSD	11/26/08 20:15	MS081013-3	25.8015	.57	27.032	mg/Kg	102.6	75	125	2.95	20	

FMI Gold & Copper - Sierrita
Project ID: OJ07R9

ACZ Project ID: ***L73087***

Uranium, total (3050) M6020 ICP-MS

ACZ ID	Type	Analyzed	PCN/SCN	QC	Sample	Found	Units	Rec	Lower	Upper	RPD	Limit	Qual
WG256435													
WG256435ICV	ICV	11/26/08 18:10	MS081101-2	.05		.04928	mg/L	98.6	90	110			
WG256435ICB	ICB	11/26/08 18:14				U	mg/L		-0.0003	0.0003			
L72887-01MS	MS	11/26/08 18:46	MS081013-3	24.75	82.1	112.46	mg/Kg	122.7	75	125			
L72887-01MSD	MSD	11/26/08 18:50	MS081013-3	24.75	82.1	105.44	mg/Kg	94.3	75	125	6.44	20	
WG256298PBS	PBS	11/26/08 19:36				U	mg/Kg		-0.15	0.15			
L73127-01MS	MS	11/26/08 20:11	MS081013-3	12.875	1.57	16.743	mg/Kg	117.8	75	125			
L73127-01MSD	MSD	11/26/08 20:15	MS081013-3	12.875	1.57	16.331	mg/Kg	114.6	75	125	2.49	20	

Zinc, total (3050) M6010B ICP

ACZ ID	Type	Analyzed	PCN/SCN	QC	Sample	Found	Units	Rec	Lower	Upper	RPD	Limit	Qual
WG256433													
WG256433ICV	ICV	11/26/08 22:35	II081119-4	2		1.928	mg/L	96.4	90	110			
WG256433ICB	ICB	11/26/08 22:39				U	mg/L		-0.03	0.03			
WG256298PBS	PBS	11/26/08 22:52				U	mg/Kg		-3	3			
WG256298LCSS	LCSS	11/26/08 22:55	PCN30918	314		321.5	mg/Kg		258	371			
WG256298LCSSD	LCSSD	11/26/08 22:59	PCN30918	314		320	mg/Kg		258	371	0.5	20	
L73087-01MS	MS	11/26/08 23:09	II081117-2	50.5	74	111.1	mg/Kg	73.5	75	125			M2
L73087-01MSD	MSD	11/26/08 23:12	II081117-2	50.5	74	99.3	mg/Kg	50.1	75	125	11.22	20	M2

ACZ Laboratories, Inc.
2773 Downhill Drive Steamboat Springs, CO 80487 (800) 334-5493

Inorganic Extended Qualifier Report

FMI Gold & Copper - Sierrita ACZ Project ID: ***L73087***

ACZ ID	WORKNUM	PARAMETER	METHOD	QUAL	DESCRIPTION
L73087-01	WG256435	Antimony, total (3050)	M6020 ICP-MS	M2	Matrix spike recovery was low, the recovery of the associated control sample (LCS or LFB) was acceptable.
		Arsenic, total (3050)	M6020 ICP-MS	ZB	The ICP-MS Serial Dilution was not used for data validation because the sample concentration was less than 100 times the MDL.
	WG256433	Barium, total (3050)	M6010B ICP	MA	Recovery for either the spike or spike duplicate was outside of the acceptance limits; the RPD was within the acceptance limits.
		Cobalt, total (3050)	M6010B ICP	ZG	The ICP Serial Dilution was not used for data validation because the sample concentration was less than 50 times the MDL.
		Copper, total (3050)	M6010B ICP	M3	The spike recovery value is unusable since the analyte concentration in the sample is disproportionate to the spike level. The recovery of the associated control sample (LCS or LFB) was acceptable.
	WG256435	Lead, total (3050)	M6020 ICP-MS	M3	The spike recovery value is unusable since the analyte concentration in the sample is disproportionate to the spike level. The recovery of the associated control sample (LCS or LFB) was acceptable.
			M6020 ICP-MS	ZH	Serial Dilution exceeded the acceptance criteria. Matrix interference [physical or chemical] is suspected.
	WG256433	Manganese, total (3050)	M6010B ICP	M3	The spike recovery value is unusable since the analyte concentration in the sample is disproportionate to the spike level. The recovery of the associated control sample (LCS or LFB) was acceptable.
	WG256058	Mercury, total	M7471A CVAA	H3	Sample was received and analyzed past holding time.
	WG256433	Molybdenum, total (3050)	M6010B ICP	M2	Matrix spike recovery was low, the recovery of the associated control sample (LCS or LFB) was acceptable.
			M6010B ICP	RD	For a solid matrix, the duplicate RPD (spike or matrix) exceeded the control limit, which is attributable to the non-homogeneity of the sample.
			M6010B ICP	ZH	Serial Dilution exceeded the acceptance criteria. Matrix interference [physical or chemical] is suspected.
	WG256435	Thallium, total (3050)	M6020 ICP-MS	RL	Recovery for either the LCS or LCS duplicate was outside of the acceptance limits; the RPD was within the acceptance limits.
		Uranium, total (3050)	M6020 ICP-MS	ZB	The ICP-MS Serial Dilution was not used for data validation because the sample concentration was less than 100 times the MDL.
	WG256433	Zinc, total (3050)	M6010B ICP	M2	Matrix spike recovery was low, the recovery of the associated control sample (LCS or LFB) was acceptable.

ACZ Laboratories, Inc.
2773 Downhill Drive Steamboat Springs, CO 80487 (800) 334-5493

Inorganic Extended Qualifier Report

FMI Gold & Copper - Sierrita ACZ Project ID: ***L73087***

ACZ ID	WORKNUM	PARAMETER	METHOD	QUAL	DESCRIPTION
L73087-02	WG256435	Antimony, total (3050)	M6020 ICP-MS	M2	Matrix spike recovery was low, the recovery of the associated control sample (LCS or LFB) was acceptable.
		Arsenic, total (3050)	M6020 ICP-MS	ZB	The ICP-MS Serial Dilution was not used for data validation because the sample concentration was less than 100 times the MDL.
	WG256433	Barium, total (3050)	M6010B ICP	MA	Recovery for either the spike or spike duplicate was outside of the acceptance limits; the RPD was within the acceptance limits.
		Cobalt, total (3050)	M6010B ICP	ZG	The ICP Serial Dilution was not used for data validation because the sample concentration was less than 50 times the MDL.
		Copper, total (3050)	M6010B ICP	M3	The spike recovery value is unusable since the analyte concentration in the sample is disproportionate to the spike level. The recovery of the associated control sample (LCS or LFB) was acceptable.
	WG256435	Lead, total (3050)	M6020 ICP-MS	M3	The spike recovery value is unusable since the analyte concentration in the sample is disproportionate to the spike level. The recovery of the associated control sample (LCS or LFB) was acceptable.
			M6020 ICP-MS	ZH	Serial Dilution exceeded the acceptance criteria. Matrix interference [physical or chemical] is suspected.
	WG256433	Manganese, total (3050)	M6010B ICP	M3	The spike recovery value is unusable since the analyte concentration in the sample is disproportionate to the spike level. The recovery of the associated control sample (LCS or LFB) was acceptable.
	WG256058	Mercury, total	M7471A CVAA	H3	Sample was received and analyzed past holding time.
	WG256433	Molybdenum, total (3050)	M6010B ICP	M2	Matrix spike recovery was low, the recovery of the associated control sample (LCS or LFB) was acceptable.
			M6010B ICP	RD	For a solid matrix, the duplicate RPD (spike or matrix) exceeded the control limit, which is attributable to the non-homogeneity of the sample.
			M6010B ICP	ZH	Serial Dilution exceeded the acceptance criteria. Matrix interference [physical or chemical] is suspected.
	WG256435	Thallium, total (3050)	M6020 ICP-MS	RL	Recovery for either the LCS or LCS duplicate was outside of the acceptance limits; the RPD was within the acceptance limits.
		Uranium, total (3050)	M6020 ICP-MS	ZB	The ICP-MS Serial Dilution was not used for data validation because the sample concentration was less than 100 times the MDL.
	WG256433	Zinc, total (3050)	M6010B ICP	M2	Matrix spike recovery was low, the recovery of the associated control sample (LCS or LFB) was acceptable.

FMI Gold & Copper - Sierrita ACZ Project ID: ***L73087***

ACZ ID	WORKNUM	PARAMETER	METHOD	QUAL	DESCRIPTION
L73087-03	WG256435	Antimony, total (3050)	M6020 ICP-MS	M2	Matrix spike recovery was low, the recovery of the associated control sample (LCS or LFB) was acceptable.
		Arsenic, total (3050)	M6020 ICP-MS	ZB	The ICP-MS Serial Dilution was not used for data validation because the sample concentration was less than 100 times the MDL.
	WG256433	Barium, total (3050)	M6010B ICP	MA	Recovery for either the spike or spike duplicate was outside of the acceptance limits; the RPD was within the acceptance limits.
		Cobalt, total (3050)	M6010B ICP	ZG	The ICP Serial Dilution was not used for data validation because the sample concentration was less than 50 times the MDL.
		Copper, total (3050)	M6010B ICP	M3	The spike recovery value is unusable since the analyte concentration in the sample is disproportionate to the spike level. The recovery of the associated control sample (LCS or LFB) was acceptable.
	WG256435	Lead, total (3050)	M6020 ICP-MS	M3	The spike recovery value is unusable since the analyte concentration in the sample is disproportionate to the spike level. The recovery of the associated control sample (LCS or LFB) was acceptable.
			M6020 ICP-MS	ZH	Serial Dilution exceeded the acceptance criteria. Matrix interference [physical or chemical] is suspected.
	WG256433	Manganese, total (3050)	M6010B ICP	M3	The spike recovery value is unusable since the analyte concentration in the sample is disproportionate to the spike level. The recovery of the associated control sample (LCS or LFB) was acceptable.
	WG256058	Mercury, total	M7471A CVAA	H3	Sample was received and analyzed past holding time.
	WG256433	Molybdenum, total (3050)	M6010B ICP	M2	Matrix spike recovery was low, the recovery of the associated control sample (LCS or LFB) was acceptable.
			M6010B ICP	RD	For a solid matrix, the duplicate RPD (spike or matrix) exceeded the control limit, which is attributable to the non-homogeneity of the sample.
			M6010B ICP	ZH	Serial Dilution exceeded the acceptance criteria. Matrix interference [physical or chemical] is suspected.
	WG256435	Thallium, total (3050)	M6020 ICP-MS	RL	Recovery for either the LCS or LCS duplicate was outside of the acceptance limits; the RPD was within the acceptance limits.
		Uranium, total (3050)	M6020 ICP-MS	ZB	The ICP-MS Serial Dilution was not used for data validation because the sample concentration was less than 100 times the MDL.
	WG256433	Zinc, total (3050)	M6010B ICP	M2	Matrix spike recovery was low, the recovery of the associated control sample (LCS or LFB) was acceptable.

Metals Analysis

The following parameters are not offered for certification or are not covered by NELAC certificate #ACZ.

Uranium, total (3050)	M6020 ICP-MS

Soil Analysis

The following parameters are not offered for certification or are not covered by NELAC certificate #ACZ.

Solids, Percent	CLPSOW390, PART F, D-98

ACZ Laboratories, Inc.
2773 Downhill Drive Steamboat Springs, CO 80487 (800) 334-5493

Sample Receipt

FMI Gold & Copper - Sierrita
OJ07R9

ACZ Project ID: L73087
Date Received: 11/17/2008
Received By:
Date Printed: 11/19/2008

Receipt Verification

	YES	NO	NA
1) Does this project require special handling procedures such as CLP protocol?			X
2) Are the custody seals on the cooler intact?	X		
3) Are the custody seals on the sample containers intact?			X
4) Is there a Chain of Custody or other directive shipping papers present?	X		
5) Is the Chain of Custody complete?	X		
6) Is the Chain of Custody in agreement with the samples received?	X		
7) Is there enough sample for all requested analyses?	X		
8) Are all samples within holding times for requested analyses?		X	
9) Were all sample containers received intact?	X		
10) Are the temperature blanks present?			X
11) Is the trip blank for Cyanide present?			X
12) Is the trip blank for VOA present?			X
13) Are samples requiring no headspace, headspace free?			X
14) Do the samples that require a Foreign Soils Permit have one?			X

Exceptions: If you answered no to any of the above questions, please describe

Some parameters were received past hold time.

Contact (For any discrepancies, the client must be contacted)

The client was not contacted.

Shipping Containers

Cooler Id	Temp (°C)	Rad (µR/hr)
NA7366	2.5	15

Client must contact ACZ Project Manager if analysis should not proceed for samples received outside of thermal preservation acceptance criteria.

Notes

ACZ Laboratories, Inc.
2773 Downhill Drive Steamboat Springs, CO 80487 (800) 334-5493

Sample Receipt

FMI Gold & Copper - Sierrita
OJ07R9

ACZ Project ID: L73087
Date Received: 11/17/2008
Received By:

Sample Container Preservation

SAMPLE	CLIENT ID	R < 2	G < 2	BK < 2	Y< 2	YG< 2	B< 2	O < 2	T >12	N/A	RAD	ID
L73087-01	ST-SB03 160-180 DUP									X		
L73087-02	ST-SB04 100-120 DUP									X		
L73087-03	ET-SB02 60-80 DUP									X		

Sample Container Preservation Legend

Abbreviation	Description	Container Type	Preservative/Limits
R	Raw/Nitric	RED	pH must be < 2
B	Filtered/Sulfuric	BLUE	pH must be < 2
BK	Filtered/Nitric	BLACK	pH must be < 2
G	Filtered/Nitric	GREEN	pH must be < 2
O	Raw/Sulfuric	ORANGE	pH must be < 2
P	Raw/NaOH	PURPLE	pH must be > 12 *
T	Raw/NaOH Zinc Acetate	TAN	pH must be > 12
Y	Raw/Sulfuric	YELLOW	pH must be < 2
YG	Raw/Sulfuric	YELLOW GLASS	pH must be < 2
N/A	No preservative needed	Not applicable	
RAD	Gamma/Beta dose rate	Not applicable	must be < 250 µR/hr

* pH check performed by analyst prior to sample preparation

Sample IDs Reviewed By: _____

ACZ Laboratories, Inc. L73087

2773 Downhill Drive Steamboat Springs, CO 80487 (800) 334-5493

CHAIN of CUSTODY

Report to:

Name: Ned Hall
Company: FMI Sierrita
E-mail: Ned_Hall@FMI.com
Address: 6200 W Duval Mine Rd
Green Valley Az. 85622
Telephone: 520-648-8857

Copy of Report to:

Name: Rick Smith & Steven Vaughn
Company: URS Corp
E-mail: Steven-Vaughn@urscorp.com
Telephone: Rick_Smith@urscorp.com

Invoice to:

Name: Ned Hall
Company: FMI-Sierrita
E-mail: Ned-Hall@FMI.com
Address: 6200 W Duval Mine Rd
Green Valley Az. 85622
Telephone: 520-648-8857

If sample(s) received past holding time (HT), or if insufficient HT remains to complete analysis before expiration, shall ACZ proceed with requested short HT analyses? YES ☐ NO ☐
If "NO" then ACZ will contact client for further instruction. If neither "YES" nor "NO" is indicated, ACZ will proceed with the requested analyses, even if HT is expired, and data will be qualified.

PROJECT INFORMATION

Quote #:
Project/PO #: 0J07 R9
Reporting state for compliance testing:
Sampler's Name:
Are any samples NRC licensable material?

ANALYSES REQUESTED *(attach list or use quote number)*

See attached quote

SAMPLE IDENTIFICATION	DATE:TIME	Matrix	# of Containers
ST-SB03 160-180 Dup	10/3/07 1147	SO	1
ST-SB04 100-120 Dup	P. Reader ~~9/18/0~~ 10/6/08 0837	SO	1
ET-SB02 60-80 Dup	9/18/08 1542	SO	1

Matrix: SW (Surface Water) · GW (Ground Water) · WW (Waste Water) · DW (Drinking Water) · SL (Sludge) · SO (Soil) · OL (Oil) · Other

REMARKS/ SAMPLE DISCLOSURES

FEDEX TRK # 797113656541

PAGE 1 of 1

Please refer to ACZ's terms & conditions located on the reverse side of this COC.

RELINQUISHED BY:	DATE:TIME	RECEIVED BY:	DATE:TIME
[signature]	11/14/08 1500	WPL	11-17-08 9:42

FRMAD050.03.05.02 White - Return with sample. Yellow - Retain for your records.

ACZ Laboratories, Inc.

2773 Downhill Drive Steamboat Springs, CO 80487 (800) 334-5493

Analytical Quote

Accounts Payable
PMI Gold & Copper - Sierrita
P.O. Box 2671
Phoenix, AZ 85002-2671

7/8/2008

Quote Number: SOIL-GPL

Matrix: Soil — Sierrita Soil Sampling Program

Parameter	Method	Detection Limit	Cost/Sample
Metals Analysis			
Antimony, total (3050)	M6020 ICP-MS	0.04 mg/Kg	$13.50
Arsenic, total (3050)	M6020 ICP-MS	0.05 mg/Kg	$13.50
Barium, total (3050)	M6010B ICP	0.3 mg/Kg	$6.75
Beryllium, total (3050)	M6010B ICP	0.2 mg/Kg	$6.75
Cadmium, total (3050)	M6010B ICP	0.5 mg/Kg	$6.75
Chromium, total (3050)	M6010B ICP	1 mg/Kg	$6.75
Cobalt, total (3050)	M6010B ICP	1 mg/Kg	$6.75
Copper, total (3050)	M6010B ICP	1 mg/Kg	$6.75
Lead, total (3050)	M6020 ICP-MS	0.01 mg/Kg	$13.50
Manganese, total (3050)	M6010B ICP	0.5 mg/Kg	$6.75
Mercury, total	M7471A CVAA	0.02 mg/Kg	$17.25
Molybdenum, total (3050)	M6010B ICP	1 mg/Kg	$6.75
Nickel, total (3050)	M6010B ICP	1 mg/Kg	$6.75
Selenium, total (3050)	M6020 ICP-MS	0.01 mg/Kg	$13.50
Thallium, total (3050)	M6020 ICP-MS	0.01 mg/Kg	$13.50
Uranium, total (3050)	M6020 ICP-MS	0.01 mg/Kg	$13.50
Zinc, total (3050)	M6010B ICP	1 mg/Kg	$6.75
Misc.			
Electronic Data Deliverable			$0.00
Quality Control Summary			$0.00
Sample Preparation			
Air Dry at 34 Degrees C	USDA No. 1, 1972		$5.25
Digestion - Alkaline	M3060A		$99.98
Digestion - Hot Plate	M3050B ICP-MS		$10.50
Sieve-2000 um (2.0mm)	ASA No.9, 15-4.2.2		$8.25
Soil Analysis			
Solids, Percent	CLPSOW390, PART F, D-98	0.1 %	$5.25
Wet Chemistry			
Chromium, Hexavalent (3060)	M7196A	0.005 mg/Kg	$28.00
		Cost/Sample:	**$322.98**

Pricing includes standard deliverables and turnaround. Includes a QC Summary and default electronic data deliverable.
Method detection limits are estimates and may be elevated depending on sample matrix.

REPAD.09.06.05.01 D/ 21 P/

FREEPORT-McMoRAN COPPER & GOLD

Phelps Dodge is a Freeport-McMoRan Company

Order No. OJ07R9

Issued on Fri, 11 Jul, 2008
Created on Fri, 11 Jul, 2008 by ariba system

Contractor:
ACZ LABORATORIES INC | 01250A | STEAMBOAT SPRINGS
2773 DOWNHILL DR
STEAMBOAT SPRINGS, CO 80487
United States
Phone: 1970-879-6590
Fax: 1970-879-2216

Company: FREEPORT-MCMORAN SIERRITA INC

Services to be performed at:
FREEPORT-MCMORAN SIERRITA INC
04 MILL WAREHOUSE 6200 W DUVAL MINE RD
Green Valley, AZ 85614
United States

Company Contact:
Edward L Hall Tel: (505) 537-4237

Invoices to be shipped to:
FREEPORT-MCMORAN SIERRITA INC
Accounts Payable PO Box 2671
Phoenix, AZ 85002
United States

Work Order/Project #:
Unique Name: PR1690000
Cost Center:
Department Name: Alloc Environmental
Expense Element:
Account Name: Outside Svcs - Assay

Contract Administrator: ROBERT LOYD
Phone:
Fax:
Email: robert_loyd@fmi.com

Item	Description	Extended Amount
1	**Envrionmental soil testing at ACZ (contract ...**	$87,000.00USD
	Envrionmental soil testing at ACZ (contract laboratory) for Sierrita Voluntary Remediation Program	

Phelps Dodge Stock Code:
Delivery Method: UPS
Requester: EDWARD L HALL
Freight Coding: Destination, Freight Collect
Phelps Dodge Stock Code:
ID: 010402
Form:
PR No.: PR438560
Contract: MS0214
Payment Terms: Net amount in 33 days, no discount
Tax Rate: 0.0000000000%
Tax Amount: $0.00USD

Total	$87,000.00USD

TUCS
URS

SB-1 ~~SB2~~ SB3 SB4

URS
Den

SB5 SB6

ACZ Laboratories, Inc.
2773 Downhill Drive Steamboat Springs, CO 80487 (800) 334-5493

Analytical Report

August 29, 2008

Report to:
Ned Hall
FMI Gold & Copper - Sierrita
P.O. Box 527 6200 W. Duval Mine Rd.
Green Valley, AZ 85622-0527

Bill to:
Accounts Payable
FMI Gold & Copper - Sierrita
P.O. Box 2671
Phoenix, AZ 85002-2671

cc: Rick Smith, Steve Vaughn

Project ID: OJ07R9
ACZ Project ID: L70791

Ned Hall:

Enclosed are the analytical results for sample(s) submitted to ACZ Laboratories, Inc. (ACZ) on July 29, 2008. This project has been assigned to ACZ's project number, L70791. Please reference this number in all future inquiries.

All analyses were performed according to ACZ's Quality Assurance Plan, version 12.0. The enclosed results relate only to the samples received under L70791. Each section of this report has been reviewed and approved by the appropriate Laboratory Supervisor, or a qualified substitute.

Except as noted, the test results for the methods and parameters listed on ACZ's current NELAC certificate letter (#ACZ) meet all requirements of NELAC.

This report shall be used or copied only in its entirety. ACZ is not responsible for the consequences arising from the use of a partial report.

All samples and sub-samples associated with this project will be disposed of after September 29, 2008. If the samples are determined to be hazardous, additional charges apply for disposal (typically less than $10/sample). If you would like the samples to be held longer than ACZ's stated policy or to be returned, please contact your Project Manager or Customer Service Representative for further details and associated costs. ACZ retains analytical reports for five years.

If you have any questions or other needs, please contact your Project Manager.

S. Habermehl

Scott Habermehl has reviewed
and approved this report.

FMI GOLD & COPPER - SIERRITA

Level IV Data Package – L70791
Table of Contents

1. Analytical Report Cover Page
2. Table of Contents
3. Sample Summary Page
4. Case Narrative – if needed
5. Inorganic Analytical Results - Pages **4** to **45**
    a. Total Metals, Mercury, Percent Solids & Air Dry
    b. Inorganic Reference Page
    c. Inorganic QC Summary
        i. Calibration data
        ii. LCSW, LFB, PBW, PQV results
        iii. Matrix/Analytical Spike Recoveries
        iv. Duplicate Precision
    d. Inorganic Extended Qualifier Page
    e. Certification Qualifiers
6. Inorganic Raw Data- Pages - Pages **46** to **495**
    a. ICPMS 3050 raw data
    b. ICP 3050 raw data
    c. Mercury raw data
    d. ICP/ICPMS Prep Data
    e. Percent Solids
    f. Air Dry
    g. Soil prep sieve
7. Run Logs- Pages **496** to **505**
8. Sample Receipt Documents- Pages **506** to **511**
    a. Sample Receipt Form
    b. Chain of Custody – Copy

ACZ Laboratories, Inc.
2773 Downhill Drive Steamboat Springs, CO 80487 (800) 334-5493

Sample Summary

ACZ Project ID: ***L70791***

SAMPLE ID	LAB NO.	SAMPLE DATE	SAMPLE TIME
CP-Q09-0-1	L70791-01	7/23/2008	10:15
CP-Q09-1-3	L70791-02	7/23/2008	10:15
CP-SD-07-0-1.5	L70791-03	7/23/2008	10:47
CP-SD-07-1.5-3.0	L70791-04	7/23/2008	10:47
CP-P12-0-1	L70791-05	7/23/2008	11:03
CP-P12-1-3	L70791-06	7/23/2008	11:03
CP-SD-08-0-1.5	L70791-07	7/28/2008	9:10
CP-SD-08-1.5-3.0	L70791-08	7/28/2008	9:10
CP-SD-10-0-1.5	L70791-09	7/28/2008	10:00
CP-SD-10-1.5-3.0	L70791-10	7/28/2008	10:00
CP-SD-09-0-1.5	L70791-11	7/28/2008	10:39
CP-SD-09-1.5-3.0	L70791-12	7/28/2008	10:39
OD-SD-01-0-1.5	L70791-13	7/28/2008	10:58
OD-SD-01-1.5-3.0	L70791-14	7/28/2008	10:58
OD-SD-02-0-1.5	L70791-15	7/28/2008	11:11
OD-SD-02-1.5-3.0	L70791-16	7/28/2008	11:11
OD-SD-04-0-1.5	L70791-17	7/28/2008	12:34
OD-SD-04-1.5-3.0	L70791-18	7/28/2008	12:34
OD-SD-03-0-1.5	L70791-19	7/28/2008	13:00
OD-SD-03-1.5-3.0	L70791-20	7/28/2008	13:00

ACZ Laboratories, Inc.
2773 Downhill Drive Steamboat Springs, CO 80487 (800) 334-5493

Inorganic Analytical Results

FMI Gold & Copper - Sierrita
Project ID: OJ07R9
Sample ID: CP-Q09-0-1

ACZ Sample ID: ***L70791-01***
Date Sampled: *07/23/08 10:15*
Date Received: *07/29/08*
Sample Matrix: *Soil*

Metals Analysis

Parameter	EPA Method	Result	Qual	XQ	Units	MDL	PQL	Date	Analyst
Antimony, total (3050)	M6020 ICP-MS	0.3	B	*	mg/Kg	0.2	1	08/15/08 22:41	msh
Arsenic, total (3050)	M6020 ICP-MS	2.3			mg/Kg	0.3	0.5	08/14/08 20:04	erf/msh
Barium, total (3050)	M6010B ICP	120		*	mg/Kg	0.3	2	08/14/08 23:30	aeh
Beryllium, total (3050)	M6010B ICP	0.6	B		mg/Kg	0.2	1	08/16/08 1:50	aeh
Cadmium, total (3050)	M6010B ICP		U		mg/Kg	0.5	2	08/14/08 23:30	aeh
Chromium, total (3050)	M6010B ICP	12		*	mg/Kg	1	5	08/14/08 23:30	aeh
Cobalt, total (3050)	M6010B ICP	8			mg/Kg	1	5	08/14/08 23:30	aeh
Copper, total (3050)	M6010B ICP	724		*	mg/Kg	1	5	08/14/08 23:30	aeh
Lead, total (3050)	M6020 ICP-MS	4.61			mg/Kg	0.05	0.3	08/14/08 20:04	erf/msh
Manganese, total (3050)	M6010B ICP	202		*	mg/Kg	0.5	3	08/16/08 1:50	aeh
Mercury, total	M7471A CVAA		U		mg/Kg	0.04	0.2	08/11/08 14:27	jws
Molybdenum, total (3050)	M6010B ICP	123			mg/Kg	1	5	08/14/08 23:30	aeh
Nickel, total (3050)	M6010B ICP	29			mg/Kg	1	5	08/14/08 23:30	aeh
Selenium, total (3050)	M6020 ICP-MS	0.35			mg/Kg	0.05	0.3	08/14/08 20:04	erf/msh
Thallium, total (3050)	M6020 ICP-MS	0.26	B		mg/Kg	0.05	0.3	08/15/08 22:41	msh
Uranium, total (3050)	M6020 ICP-MS	2.21		*	mg/Kg	0.05	0.3	08/14/08 20:04	erf/msh
Zinc, total (3050)	M6010B ICP	44		*	mg/Kg	1	5	08/14/08 23:30	aeh

Soil Analysis

Parameter	EPA Method	Result	Qual	XQ	Units	MDL	PQL	Date	Analyst
Solids, Percent	CLPSOW390, PART F, D-98	95.9		*	%	0.1	0.5	07/30/08 8:09	bjl

Soil Preparation

Parameter	EPA Method	Result	Qual	XQ	Units	MDL	PQL	Date	Analyst
Air Dry at 34 Degrees C	USDA No. 1, 1972			*				07/29/08 21:39	bjl
Digestion - Hot Plate	M3050B ICP-MS							08/08/08 12:34	mjc/lwt
Sieve-2000 um (2.0mm)	ASA No.9, 15-4.2.2			*				08/05/08 11:30	lwt/brd

Arizona license number: AZ0102

** Please refer to Qualifier Reports for details.*

ACZ Laboratories, Inc.
2773 Downhill Drive Steamboat Springs, CO 80487 (800) 334-5493

Inorganic Analytical Results

FMI Gold & Copper - Sierrita
Project ID: OJ07R9
Sample ID: CP-Q09-1-3

ACZ Sample ID: ***L70791-02***
Date Sampled: *07/23/08 10:15*
Date Received: *07/29/08*
Sample Matrix: *Soil*

Metals Analysis

Parameter	EPA Method	Result	Qual	XQ	Units	MDL	PQL	Date	Analyst
Antimony, total (3050)	M6020 ICP-MS		U	*	mg/Kg	0.2	1	08/15/08 23:01	msh
Arsenic, total (3050)	M6020 ICP-MS	1.5			mg/Kg	0.3	0.5	08/14/08 20:23	erf/msh
Barium, total (3050)	M6010B ICP	247		*	mg/Kg	0.3	2	08/14/08 23:34	aeh
Beryllium, total (3050)	M6010B ICP	0.3	B		mg/Kg	0.2	1	08/16/08 1:54	aeh
Cadmium, total (3050)	M6010B ICP		U		mg/Kg	0.5	2	08/14/08 23:34	aeh
Chromium, total (3050)	M6010B ICP	7		*	mg/Kg	1	5	08/14/08 23:34	aeh
Cobalt, total (3050)	M6010B ICP	5			mg/Kg	1	5	08/14/08 23:34	aeh
Copper, total (3050)	M6010B ICP	499		*	mg/Kg	1	5	08/14/08 23:34	aeh
Lead, total (3050)	M6020 ICP-MS	3.19			mg/Kg	0.05	0.3	08/14/08 20:23	erf/msh
Manganese, total (3050)	M6010B ICP	170		*	mg/Kg	0.5	3	08/16/08 1:54	aeh
Mercury, total	M7471A CVAA		U		mg/Kg	0.04	0.2	08/11/08 14:34	jws
Molybdenum, total (3050)	M6010B ICP	8			mg/Kg	1	5	08/14/08 23:34	aeh
Nickel, total (3050)	M6010B ICP	22			mg/Kg	1	5	08/14/08 23:34	aeh
Selenium, total (3050)	M6020 ICP-MS	0.14	B		mg/Kg	0.05	0.3	08/14/08 20:23	erf/msh
Thallium, total (3050)	M6020 ICP-MS	0.49			mg/Kg	0.05	0.3	08/15/08 23:01	msh
Uranium, total (3050)	M6020 ICP-MS	2.67		*	mg/Kg	0.05	0.3	08/14/08 20:23	erf/msh
Zinc, total (3050)	M6010B ICP	30		*	mg/Kg	1	5	08/14/08 23:34	aeh

Soil Analysis

Parameter	EPA Method	Result	Qual	XQ	Units	MDL	PQL	Date	Analyst
Solids, Percent	CLPSOW390, PART F, D-98	97.4		*	%	0.1	0.5	07/30/08 10:27	bjl

Soil Preparation

Parameter	EPA Method	Result	Qual	XQ	Units	MDL	PQL	Date	Analyst
Air Dry at 34 Degrees C	USDA No. 1, 1972			*				07/29/08 22:10	bjl
Digestion - Hot Plate	M3050B ICP-MS							08/08/08 13:09	mjc/lwt
Sieve-2000 um (2.0mm)	ASA No.9, 15-4.2.2			*				08/05/08 11:33	lwt/brd

Arizona license number: AZ0102

** Please refer to Qualifier Reports for details.*

ACZ Laboratories, Inc.
2773 Downhill Drive Steamboat Springs, CO 80487 (800) 334-5493

Inorganic Analytical Results

FMI Gold & Copper - Sierrita
Project ID: OJ07R9
Sample ID: CP-SD-07-0-1.5

ACZ Sample ID: ***L70791-03***
Date Sampled: *07/23/08 10:47*
Date Received: *07/29/08*
Sample Matrix: *Soil*

Metals Analysis

Parameter	EPA Method	Result	Qual	XQ	Units	MDL	PQL	Date	Analyst
Antimony, total (3050)	M6020 ICP-MS	0.2	B	*	mg/Kg	0.2	1	08/15/08 23:07	msh
Arsenic, total (3050)	M6020 ICP-MS	2.9			mg/Kg	0.3	0.5	08/14/08 20:30	erf/msh
Barium, total (3050)	M6010B ICP	136		*	mg/Kg	0.3	2	08/14/08 23:37	aeh
Beryllium, total (3050)	M6010B ICP	0.9	B		mg/Kg	0.2	1	08/16/08 1:57	aeh
Cadmium, total (3050)	M6010B ICP		U		mg/Kg	0.5	2	08/14/08 23:37	aeh
Chromium, total (3050)	M6010B ICP	14		*	mg/Kg	1	5	08/14/08 23:37	aeh
Cobalt, total (3050)	M6010B ICP	9			mg/Kg	1	5	08/14/08 23:37	aeh
Copper, total (3050)	M6010B ICP	439		*	mg/Kg	1	5	08/14/08 23:37	aeh
Lead, total (3050)	M6020 ICP-MS	7.05			mg/Kg	0.05	0.3	08/14/08 20:30	erf/msh
Manganese, total (3050)	M6010B ICP	298		*	mg/Kg	0.5	3	08/16/08 1:57	aeh
Mercury, total	M7471A CVAA		U		mg/Kg	0.04	0.2	08/11/08 14:36	jws
Molybdenum, total (3050)	M6010B ICP	42			mg/Kg	1	5	08/14/08 23:37	aeh
Nickel, total (3050)	M6010B ICP	33			mg/Kg	1	5	08/14/08 23:37	aeh
Selenium, total (3050)	M6020 ICP-MS	0.34			mg/Kg	0.05	0.3	08/14/08 20:30	erf/msh
Thallium, total (3050)	M6020 ICP-MS	0.27	B		mg/Kg	0.05	0.3	08/15/08 23:07	msh
Uranium, total (3050)	M6020 ICP-MS	3.45		*	mg/Kg	0.05	0.3	08/14/08 20:30	erf/msh
Zinc, total (3050)	M6010B ICP	45		*	mg/Kg	1	5	08/14/08 23:37	aeh

Soil Analysis

Parameter	EPA Method	Result	Qual	XQ	Units	MDL	PQL	Date	Analyst
Solids, Percent	CLPSOW390, PART F, D-98	94.6		*	%	0.1	0.5	07/30/08 11:37	bjl

Soil Preparation

Parameter	EPA Method	Result	Qual	XQ	Units	MDL	PQL	Date	Analyst
Air Dry at 34 Degrees C	USDA No. 1, 1972			*				07/29/08 22:41	bjl
Digestion - Hot Plate	M3050B ICP-MS							08/08/08 13:20	mjc/lwt
Sieve-2000 um (2.0mm)	ASA No.9, 15-4.2.2			*				08/05/08 11:37	lwt/brd

Arizona license number: AZ0102

** Please refer to Qualifier Reports for details.*

ACZ Laboratories, Inc.
2773 Downhill Drive Steamboat Springs, CO 80487 (800) 334-5493

Inorganic Analytical Results

FMI Gold & Copper - Sierrita
Project ID: OJ07R9
Sample ID: CP-SD-07-1.5-3.0

ACZ Sample ID: ***L70791-04***
Date Sampled: *07/23/08 10:47*
Date Received: *07/29/08*
Sample Matrix: *Soil*

Metals Analysis

Parameter	EPA Method	Result	Qual	XQ	Units	MDL	PQL	Date	Analyst
Antimony, total (3050)	M6020 ICP-MS	0.2	B	*	mg/Kg	0.2	1	08/15/08 23:26	msh
Arsenic, total (3050)	M6020 ICP-MS	0.8			mg/Kg	0.3	0.5	08/14/08 20:49	erf/msh
Barium, total (3050)	M6010B ICP	166		*	mg/Kg	0.3	2	08/14/08 23:40	aeh
Beryllium, total (3050)	M6010B ICP	0.5	B		mg/Kg	0.2	1	08/16/08 2:01	aeh
Cadmium, total (3050)	M6010B ICP		U		mg/Kg	0.5	2	08/14/08 23:40	aeh
Chromium, total (3050)	M6010B ICP	9		*	mg/Kg	1	5	08/14/08 23:40	aeh
Cobalt, total (3050)	M6010B ICP	11			mg/Kg	1	5	08/14/08 23:40	aeh
Copper, total (3050)	M6010B ICP	180		*	mg/Kg	1	5	08/14/08 23:40	aeh
Lead, total (3050)	M6020 ICP-MS	2.49			mg/Kg	0.05	0.3	08/14/08 20:49	erf/msh
Manganese, total (3050)	M6010B ICP	344		*	mg/Kg	0.5	3	08/16/08 2:01	aeh
Mercury, total	M7471A CVAA		U		mg/Kg	0.04	0.2	08/11/08 14:38	jws
Molybdenum, total (3050)	M6010B ICP	2	B		mg/Kg	1	5	08/14/08 23:40	aeh
Nickel, total (3050)	M6010B ICP	31			mg/Kg	1	5	08/14/08 23:40	aeh
Selenium, total (3050)	M6020 ICP-MS		U	*	mg/Kg	0.05	0.3	08/14/08 20:49	erf/msh
Thallium, total (3050)	M6020 ICP-MS	0.30	B		mg/Kg	0.05	0.3	08/15/08 23:26	msh
Uranium, total (3050)	M6020 ICP-MS	2.19		*	mg/Kg	0.05	0.3	08/15/08 23:26	msh
Zinc, total (3050)	M6010B ICP	47		*	mg/Kg	1	5	08/14/08 23:40	aeh

Soil Analysis

Parameter	EPA Method	Result	Qual	XQ	Units	MDL	PQL	Date	Analyst
Solids, Percent	CLPSOW390, PART F, D-98	97.8		*	%	0.1	0.5	07/30/08 12:46	bjl

Soil Preparation

Parameter	EPA Method	Result	Qual	XQ	Units	MDL	PQL	Date	Analyst
Air Dry at 34 Degrees C	USDA No. 1, 1972			*				07/29/08 23:12	bjl
Digestion - Hot Plate	M3050B ICP-MS							08/08/08 13:32	mjc/lwt
Sieve-2000 um (2.0mm)	ASA No.9, 15-4.2.2			*				08/05/08 11:40	lwt/brd

Arizona license number: AZ0102

** Please refer to Qualifier Reports for details.*

ACZ Laboratories, Inc.
2773 Downhill Drive Steamboat Springs, CO 80487 (800) 334-5493

Inorganic Analytical Results

FMI Gold & Copper - Sierrita
Project ID: OJ07R9
Sample ID: CP-P12-0-1

ACZ Sample ID: ***L70791-05***
Date Sampled: *07/23/08 11:03*
Date Received: *07/29/08*
Sample Matrix: *Soil*

Metals Analysis

Parameter	EPA Method	Result	Qual	XQ	Units	MDL	PQL	Date	Analyst
Antimony, total (3050)	M6020 ICP-MS	0.9	B	*	mg/Kg	0.2	1	08/15/08 23:33	msh
Arsenic, total (3050)	M6020 ICP-MS	5.5			mg/Kg	0.3	0.5	08/14/08 20:56	erf/msh
Barium, total (3050)	M6010B ICP	81.4		*	mg/Kg	0.3	2	08/14/08 23:44	aeh
Beryllium, total (3050)	M6010B ICP	0.7	B		mg/Kg	0.2	1	08/16/08 2:12	aeh
Cadmium, total (3050)	M6010B ICP		U		mg/Kg	0.5	2	08/14/08 23:44	aeh
Chromium, total (3050)	M6010B ICP	13		*	mg/Kg	1	5	08/14/08 23:44	aeh
Cobalt, total (3050)	M6010B ICP	6			mg/Kg	1	5	08/14/08 23:44	aeh
Copper, total (3050)	M6010B ICP	1680		*	mg/Kg	1	5	08/14/08 23:44	aeh
Lead, total (3050)	M6020 ICP-MS	39.00			mg/Kg	0.05	0.3	08/14/08 20:56	erf/msh
Manganese, total (3050)	M6010B ICP	167		*	mg/Kg	0.5	3	08/16/08 2:12	aeh
Mercury, total	M7471A CVAA		U		mg/Kg	0.04	0.2	08/11/08 14:40	jws
Molybdenum, total (3050)	M6010B ICP	239			mg/Kg	1	5	08/14/08 23:44	aeh
Nickel, total (3050)	M6010B ICP	31			mg/Kg	1	5	08/14/08 23:44	aeh
Selenium, total (3050)	M6020 ICP-MS	1.48		*	mg/Kg	0.05	0.3	08/28/08 18:30	rac
Thallium, total (3050)	M6020 ICP-MS	0.26	B		mg/Kg	0.05	0.3	08/15/08 23:33	msh
Uranium, total (3050)	M6020 ICP-MS	3.15		*	mg/Kg	0.05	0.3	08/15/08 23:33	msh
Zinc, total (3050)	M6010B ICP	96		*	mg/Kg	1	5	08/14/08 23:44	aeh

Soil Analysis

Parameter	EPA Method	Result	Qual	XQ	Units	MDL	PQL	Date	Analyst
Solids, Percent	CLPSOW390, PART F, D-98	93.4		*	%	0.1	0.5	07/30/08 13:55	bjl

Soil Preparation

Parameter	EPA Method	Result	Qual	XQ	Units	MDL	PQL	Date	Analyst
Air Dry at 34 Degrees C	USDA No. 1, 1972			*				07/29/08 23:43	bjl
Digestion - Hot Plate	M3050B ICP-MS							08/08/08 13:43	mjc/lwt
Sieve-2000 um (2.0mm)	ASA No.9, 15-4.2.2			*				08/05/08 11:44	lwt/brd

Arizona license number: AZ0102

** Please refer to Qualifier Reports for details.*

ACZ Laboratories, Inc.
2773 Downhill Drive Steamboat Springs, CO 80487 (800) 334-5493

Inorganic Analytical Results

FMI Gold & Copper - Sierrita
Project ID: OJ07R9
Sample ID: CP-P12-1-3

ACZ Sample ID: ***L70791-06***
Date Sampled: *07/23/08 11:03*
Date Received: *07/29/08*
Sample Matrix: *Soil*

Metals Analysis

Parameter	EPA Method	Result	Qual	XQ	Units	MDL	PQL	Date	Analyst
Antimony, total (3050)	M6020 ICP-MS	0.3	B	*	mg/Kg	0.2	1	08/15/08 23:39	msh
Arsenic, total (3050)	M6020 ICP-MS	3.4			mg/Kg	0.3	0.5	08/14/08 21:02	erf/msh
Barium, total (3050)	M6010B ICP	49.9		*	mg/Kg	0.3	2	08/14/08 23:47	aeh
Beryllium, total (3050)	M6010B ICP	0.8	B		mg/Kg	0.2	1	08/16/08 2:16	aeh
Cadmium, total (3050)	M6010B ICP		U		mg/Kg	0.5	2	08/14/08 23:47	aeh
Chromium, total (3050)	M6010B ICP	10		*	mg/Kg	1	5	08/14/08 23:47	aeh
Cobalt, total (3050)	M6010B ICP	3	B		mg/Kg	1	5	08/14/08 23:47	aeh
Copper, total (3050)	M6010B ICP	337		*	mg/Kg	1	5	08/14/08 23:47	aeh
Lead, total (3050)	M6020 ICP-MS	7.98			mg/Kg	0.05	0.3	08/14/08 21:02	erf/msh
Manganese, total (3050)	M6010B ICP	85.0		*	mg/Kg	0.5	3	08/16/08 2:16	aeh
Mercury, total	M7471A CVAA		U		mg/Kg	0.04	0.2	08/11/08 14:47	jws
Molybdenum, total (3050)	M6010B ICP	9			mg/Kg	1	5	08/14/08 23:47	aeh
Nickel, total (3050)	M6010B ICP	31			mg/Kg	1	5	08/14/08 23:47	aeh
Selenium, total (3050)	M6020 ICP-MS	0.19	B	*	mg/Kg	0.05	0.3	08/28/08 18:32	rac
Thallium, total (3050)	M6020 ICP-MS	0.18	B		mg/Kg	0.05	0.3	08/15/08 23:39	msh
Uranium, total (3050)	M6020 ICP-MS	1.30		*	mg/Kg	0.05	0.3	08/15/08 23:39	msh
Zinc, total (3050)	M6010B ICP	27		*	mg/Kg	1	5	08/14/08 23:47	aeh

Soil Analysis

Parameter	EPA Method	Result	Qual	XQ	Units	MDL	PQL	Date	Analyst
Solids, Percent	CLPSOW390, PART F, D-98	94.2		*	%	0.1	0.5	07/30/08 15:04	bjl

Soil Preparation

Parameter	EPA Method	Result	Qual	XQ	Units	MDL	PQL	Date	Analyst
Air Dry at 34 Degrees C	USDA No. 1, 1972			*				07/30/08 0:14	bjl
Digestion - Hot Plate	M3050B ICP-MS							08/08/08 13:55	mjc/lwt
Sieve-2000 um (2.0mm)	ASA No.9, 15-4.2.2			*				08/05/08 11:47	lwt/brd

Arizona license number: AZ0102

** Please refer to Qualifier Reports for details.*

ACZ Laboratories, Inc.
2773 Downhill Drive Steamboat Springs, CO 80487 (800) 334-5493

Inorganic Analytical Results

FMI Gold & Copper - Sierrita
Project ID: OJ07R9
Sample ID: CP-SD-08-0-1.5

ACZ Sample ID: ***L70791-07***
Date Sampled: *07/28/08 09:10*
Date Received: *07/29/08*
Sample Matrix: *Soil*

Metals Analysis

Parameter	EPA Method	Result	Qual	XQ	Units	MDL	PQL	Date	Analyst
Antimony, total (3050)	M6020 ICP-MS	0.2	B	*	mg/Kg	0.2	1	08/15/08 23:46	msh
Arsenic, total (3050)	M6020 ICP-MS	2.0			mg/Kg	0.3	0.5	08/14/08 21:09	erf/msh
Barium, total (3050)	M6010B ICP	135		*	mg/Kg	0.3	2	08/14/08 23:51	aeh
Beryllium, total (3050)	M6010B ICP	0.5	B		mg/Kg	0.2	1	08/16/08 2:19	aeh
Cadmium, total (3050)	M6010B ICP		U		mg/Kg	0.5	2	08/14/08 23:51	aeh
Chromium, total (3050)	M6010B ICP	12		*	mg/Kg	1	5	08/14/08 23:51	aeh
Cobalt, total (3050)	M6010B ICP	10			mg/Kg	1	5	08/14/08 23:51	aeh
Copper, total (3050)	M6010B ICP	599		*	mg/Kg	1	5	08/14/08 23:51	aeh
Lead, total (3050)	M6020 ICP-MS	6.87			mg/Kg	0.05	0.3	08/14/08 21:09	erf/msh
Manganese, total (3050)	M6010B ICP	283		*	mg/Kg	0.5	3	08/16/08 2:19	aeh
Mercury, total	M7471A CVAA		U		mg/Kg	0.04	0.2	08/11/08 14:49	jws
Molybdenum, total (3050)	M6010B ICP	86			mg/Kg	1	5	08/14/08 23:51	aeh
Nickel, total (3050)	M6010B ICP	31			mg/Kg	1	5	08/14/08 23:51	aeh
Selenium, total (3050)	M6020 ICP-MS	0.27	B	*	mg/Kg	0.05	0.3	08/28/08 18:33	rac
Thallium, total (3050)	M6020 ICP-MS	0.25	B		mg/Kg	0.05	0.3	08/15/08 23:46	msh
Uranium, total (3050)	M6020 ICP-MS	5.96		*	mg/Kg	0.05	0.3	08/15/08 23:46	msh
Zinc, total (3050)	M6010B ICP	50		*	mg/Kg	1	5	08/14/08 23:51	aeh

Soil Analysis

Parameter	EPA Method	Result	Qual	XQ	Units	MDL	PQL	Date	Analyst
Solids, Percent	CLPSOW390, PART F, D-98	96.0		*	%	0.1	0.5	07/30/08 16:14	bjl

Soil Preparation

Parameter	EPA Method	Result	Qual	XQ	Units	MDL	PQL	Date	Analyst
Air Dry at 34 Degrees C	USDA No. 1, 1972			*				07/30/08 0:46	bjl
Digestion - Hot Plate	M3050B ICP-MS							08/08/08 14:06	mjc/lwt
Sieve-2000 um (2.0mm)	ASA No.9, 15-4.2.2			*				08/05/08 11:51	lwt/brd

Arizona license number: AZ0102

** Please refer to Qualifier Reports for details.*

ACZ Laboratories, Inc.
2773 Downhill Drive Steamboat Springs, CO 80487 (800) 334-5493

Inorganic Analytical Results

FMI Gold & Copper - Sierrita
Project ID: OJ07R9
Sample ID: CP-SD-08-1.5-3.0

ACZ Sample ID: ***L70791-08***
Date Sampled: *07/28/08 09:10*
Date Received: *07/29/08*
Sample Matrix: *Soil*

Metals Analysis

Parameter	EPA Method	Result	Qual	XQ	Units	MDL	PQL	Date	Analyst
Antimony, total (3050)	M6020 ICP-MS		U	*	mg/Kg	0.2	1	08/15/08 23:52	msh
Arsenic, total (3050)	M6020 ICP-MS	1.2			mg/Kg	0.3	0.5	08/14/08 21:15	erf/msh
Barium, total (3050)	M6010B ICP	164		*	mg/Kg	0.3	2	08/15/08 0:01	aeh
Beryllium, total (3050)	M6010B ICP	0.5	B		mg/Kg	0.2	1	08/16/08 2:23	aeh
Cadmium, total (3050)	M6010B ICP		U		mg/Kg	0.5	2	08/15/08 0:01	aeh
Chromium, total (3050)	M6010B ICP	11		*	mg/Kg	1	5	08/15/08 0:01	aeh
Cobalt, total (3050)	M6010B ICP	11			mg/Kg	1	5	08/15/08 0:01	aeh
Copper, total (3050)	M6010B ICP	142		*	mg/Kg	1	5	08/15/08 0:01	aeh
Lead, total (3050)	M6020 ICP-MS	3.69			mg/Kg	0.05	0.3	08/14/08 21:15	erf/msh
Manganese, total (3050)	M6010B ICP	300		*	mg/Kg	0.5	3	08/16/08 2:23	aeh
Mercury, total	M7471A CVAA		U		mg/Kg	0.04	0.2	08/11/08 14:51	jws
Molybdenum, total (3050)	M6010B ICP	9			mg/Kg	1	5	08/15/08 0:01	aeh
Nickel, total (3050)	M6010B ICP	27			mg/Kg	1	5	08/15/08 0:01	aeh
Selenium, total (3050)	M6020 ICP-MS	0.09	B	*	mg/Kg	0.05	0.3	08/28/08 18:38	rac
Thallium, total (3050)	M6020 ICP-MS	0.33			mg/Kg	0.05	0.3	08/15/08 23:52	msh
Uranium, total (3050)	M6020 ICP-MS	3.99		*	mg/Kg	0.05	0.3	08/15/08 23:52	msh
Zinc, total (3050)	M6010B ICP	52		*	mg/Kg	1	5	08/15/08 0:01	aeh

Soil Analysis

Parameter	EPA Method	Result	Qual	XQ	Units	MDL	PQL	Date	Analyst
Solids, Percent	CLPSOW390, PART F, D-98	96.4		*	%	0.1	0.5	07/30/08 17:23	bjl

Soil Preparation

Parameter	EPA Method	Result	Qual	XQ	Units	MDL	PQL	Date	Analyst
Air Dry at 34 Degrees C	USDA No. 1, 1972			*				07/30/08 1:17	bjl
Digestion - Hot Plate	M3050B ICP-MS							08/08/08 14:18	mjc/lwt
Sieve-2000 um (2.0mm)	ASA No.9, 15-4.2.2			*				08/05/08 11:54	lwt/brd

Arizona license number: AZ0102

** Please refer to Qualifier Reports for details.*

ACZ Laboratories, Inc.
2773 Downhill Drive Steamboat Springs, CO 80487 (800) 334-5493

Inorganic Analytical Results

FMI Gold & Copper - Sierrita
Project ID: OJ07R9
Sample ID: CP-SD-10-0-1.5

ACZ Sample ID: ***L70791-09***
Date Sampled: *07/28/08 10:00*
Date Received: *07/29/08*
Sample Matrix: *Soil*

Metals Analysis

Parameter	EPA Method	Result	Qual	XQ	Units	MDL	PQL	Date	Analyst
Antimony, total (3050)	M6020 ICP-MS	0.2	B	*	mg/Kg	0.2	1	08/15/08 23:59	msh
Arsenic, total (3050)	M6020 ICP-MS	3.6			mg/Kg	0.3	0.5	08/14/08 21:22	erf/msh
Barium, total (3050)	M6010B ICP	161		*	mg/Kg	0.3	2	08/15/08 0:05	aeh
Beryllium, total (3050)	M6010B ICP	0.5	B		mg/Kg	0.2	1	08/16/08 2:27	aeh
Cadmium, total (3050)	M6010B ICP		U		mg/Kg	0.5	2	08/15/08 0:05	aeh
Chromium, total (3050)	M6010B ICP	11		*	mg/Kg	1	5	08/15/08 0:05	aeh
Cobalt, total (3050)	M6010B ICP	9			mg/Kg	1	5	08/15/08 0:05	aeh
Copper, total (3050)	M6010B ICP	570		*	mg/Kg	1	5	08/15/08 0:05	aeh
Lead, total (3050)	M6020 ICP-MS	6.23			mg/Kg	0.05	0.3	08/14/08 21:22	erf/msh
Manganese, total (3050)	M6010B ICP	278		*	mg/Kg	0.5	3	08/16/08 2:27	aeh
Mercury, total	M7471A CVAA		U		mg/Kg	0.04	0.2	08/11/08 14:53	jws
Molybdenum, total (3050)	M6010B ICP	84			mg/Kg	1	5	08/15/08 0:05	aeh
Nickel, total (3050)	M6010B ICP	29			mg/Kg	1	5	08/15/08 0:05	aeh
Selenium, total (3050)	M6020 ICP-MS	0.34		*	mg/Kg	0.05	0.3	08/28/08 18:39	rac
Thallium, total (3050)	M6020 ICP-MS	0.25	B		mg/Kg	0.05	0.3	08/15/08 23:59	msh
Uranium, total (3050)	M6020 ICP-MS	4.13		*	mg/Kg	0.05	0.3	08/15/08 23:59	msh
Zinc, total (3050)	M6010B ICP	47		*	mg/Kg	1	5	08/15/08 0:05	aeh

Soil Analysis

Parameter	EPA Method	Result	Qual	XQ	Units	MDL	PQL	Date	Analyst
Solids, Percent	CLPSOW390, PART F, D-98	97.5		*	%	0.1	0.5	07/30/08 18:32	bjl

Soil Preparation

Parameter	EPA Method	Result	Qual	XQ	Units	MDL	PQL	Date	Analyst
Air Dry at 34 Degrees C	USDA No. 1, 1972			*				07/30/08 1:48	bjl
Digestion - Hot Plate	M3050B ICP-MS							08/08/08 14:29	mjc/lwt
Sieve-2000 um (2.0mm)	ASA No.9, 15-4.2.2			*				08/05/08 11:58	lwt/brd

Arizona license number: AZ0102

** Please refer to Qualifier Reports for details.*

ACZ Laboratories, Inc.
2773 Downhill Drive Steamboat Springs, CO 80487 (800) 334-5493

Inorganic Analytical Results

FMI Gold & Copper - Sierrita
Project ID: OJ07R9
Sample ID: CP-SD-10-1.5-3.0

ACZ Sample ID: ***L70791-10***
Date Sampled: *07/28/08 10:00*
Date Received: *07/29/08*
Sample Matrix: *Soil*

Metals Analysis

Parameter	EPA Method	Result	Qual	XQ	Units	MDL	PQL	Date	Analyst
Antimony, total (3050)	M6020 ICP-MS		U	*	mg/Kg	0.2	1	08/16/08 0:05	msh
Arsenic, total (3050)	M6020 ICP-MS	1.2			mg/Kg	0.3	0.5	08/14/08 21:28	erf/msh
Barium, total (3050)	M6010B ICP	193		*	mg/Kg	0.3	2	08/15/08 0:08	aeh
Beryllium, total (3050)	M6010B ICP	0.4	B		mg/Kg	0.2	1	08/16/08 2:30	aeh
Cadmium, total (3050)	M6010B ICP		U		mg/Kg	0.5	2	08/15/08 0:08	aeh
Chromium, total (3050)	M6010B ICP	13		*	mg/Kg	1	5	08/15/08 0:08	aeh
Cobalt, total (3050)	M6010B ICP	12			mg/Kg	1	5	08/15/08 0:08	aeh
Copper, total (3050)	M6010B ICP	269		*	mg/Kg	1	5	08/15/08 0:08	aeh
Lead, total (3050)	M6020 ICP-MS	1.81			mg/Kg	0.05	0.3	08/14/08 21:28	erf/msh
Manganese, total (3050)	M6010B ICP	332		*	mg/Kg	0.5	3	08/16/08 2:30	aeh
Mercury, total	M7471A CVAA		U		mg/Kg	0.04	0.2	08/11/08 14:55	jws
Molybdenum, total (3050)	M6010B ICP	3	B		mg/Kg	1	5	08/15/08 0:08	aeh
Nickel, total (3050)	M6010B ICP	31			mg/Kg	1	5	08/15/08 0:08	aeh
Selenium, total (3050)	M6020 ICP-MS		U	*	mg/Kg	0.05	0.3	08/14/08 21:28	erf/msh
Thallium, total (3050)	M6020 ICP-MS	0.32			mg/Kg	0.05	0.3	08/16/08 0:05	msh
Uranium, total (3050)	M6020 ICP-MS	4.41		*	mg/Kg	0.05	0.3	08/16/08 0:05	msh
Zinc, total (3050)	M6010B ICP	53		*	mg/Kg	1	5	08/15/08 0:08	aeh

Soil Analysis

Parameter	EPA Method	Result	Qual	XQ	Units	MDL	PQL	Date	Analyst
Solids, Percent	CLPSOW390, PART F, D-98	97.6		*	%	0.1	0.5	07/30/08 19:42	bjl

Soil Preparation

Parameter	EPA Method	Result	Qual	XQ	Units	MDL	PQL	Date	Analyst
Air Dry at 34 Degrees C	USDA No. 1, 1972			*				07/30/08 2:19	bjl
Digestion - Hot Plate	M3050B ICP-MS							08/08/08 14:41	mjc/lwt
Sieve-2000 um (2.0mm)	ASA No.9, 15-4.2.2			*				08/05/08 12:01	lwt/brd

Arizona license number: AZ0102

** Please refer to Qualifier Reports for details.*

ACZ Laboratories, Inc.
2773 Downhill Drive Steamboat Springs, CO 80487 (800) 334-5493

Inorganic Analytical Results

FMI Gold & Copper - Sierrita
Project ID: OJ07R9
Sample ID: CP-SD-09-0-1.5

ACZ Sample ID: ***L70791-11***
Date Sampled: *07/28/08 10:39*
Date Received: *07/29/08*
Sample Matrix: *Soil*

Metals Analysis

Parameter	EPA Method	Result	Qual	XQ	Units	MDL	PQL	Date	Analyst
Antimony, total (3050)	M6020 ICP-MS	0.3	B	*	mg/Kg	0.2	1	08/16/08 0:11	msh
Arsenic, total (3050)	M6020 ICP-MS	1.9			mg/Kg	0.3	0.5	08/14/08 21:35	erf/msh
Barium, total (3050)	M6010B ICP	139		*	mg/Kg	0.3	2	08/15/08 0:11	aeh
Beryllium, total (3050)	M6010B ICP	0.4	B		mg/Kg	0.2	1	08/16/08 2:34	aeh
Cadmium, total (3050)	M6010B ICP		U		mg/Kg	0.5	2	08/15/08 0:11	aeh
Chromium, total (3050)	M6010B ICP	11		*	mg/Kg	1	5	08/15/08 0:11	aeh
Cobalt, total (3050)	M6010B ICP	10			mg/Kg	1	5	08/15/08 0:11	aeh
Copper, total (3050)	M6010B ICP	1100		*	mg/Kg	1	5	08/15/08 0:11	aeh
Lead, total (3050)	M6020 ICP-MS	11.30			mg/Kg	0.05	0.3	08/14/08 21:35	erf/msh
Manganese, total (3050)	M6010B ICP	312		*	mg/Kg	0.5	3	08/16/08 2:34	aeh
Mercury, total	M7471A CVAA		U		mg/Kg	0.04	0.2	08/11/08 14:58	jws
Molybdenum, total (3050)	M6010B ICP	157			mg/Kg	1	5	08/15/08 0:11	aeh
Nickel, total (3050)	M6010B ICP	29			mg/Kg	1	5	08/15/08 0:11	aeh
Selenium, total (3050)	M6020 ICP-MS	0.30		*	mg/Kg	0.05	0.3	08/28/08 18:41	rac
Thallium, total (3050)	M6020 ICP-MS	0.21	B		mg/Kg	0.05	0.3	08/16/08 0:11	msh
Uranium, total (3050)	M6020 ICP-MS	2.44		*	mg/Kg	0.05	0.3	08/16/08 0:11	msh
Zinc, total (3050)	M6010B ICP	75		*	mg/Kg	1	5	08/15/08 0:11	aeh

Soil Analysis

Parameter	EPA Method	Result	Qual	XQ	Units	MDL	PQL	Date	Analyst
Solids, Percent	CLPSOW390, PART F, D-98	94.2		*	%	0.1	0.5	07/30/08 20:51	bjl

Soil Preparation

Parameter	EPA Method	Result	Qual	XQ	Units	MDL	PQL	Date	Analyst
Air Dry at 34 Degrees C	USDA No. 1, 1972			*				07/30/08 2:50	bjl
Digestion - Hot Plate	M3050B ICP-MS							08/08/08 14:53	mjc/lwt
Sieve-2000 um (2.0mm)	ASA No.9, 15-4.2.2			*				08/05/08 12:05	lwt/brd

Arizona license number: AZ0102

** Please refer to Qualifier Reports for details.*

ACZ Laboratories, Inc.
2773 Downhill Drive Steamboat Springs, CO 80487 (800) 334-5493

Inorganic Analytical Results

FMI Gold & Copper - Sierrita
Project ID: OJ07R9
Sample ID: CP-SD-09-1.5-3.0

ACZ Sample ID: ***L70791-12***
Date Sampled: *07/28/08 10:39*
Date Received: *07/29/08*
Sample Matrix: *Soil*

Metals Analysis

Parameter	EPA Method	Result	Qual	XQ	Units	MDL	PQL	Date	Analyst
Antimony, total (3050)	M6020 ICP-MS		U	*	mg/Kg	0.2	1	08/16/08 0:24	msh
Arsenic, total (3050)	M6020 ICP-MS	0.7			mg/Kg	0.3	0.5	08/14/08 21:48	erf/msh
Barium, total (3050)	M6010B ICP	131		*	mg/Kg	0.3	2	08/15/08 0:15	aeh
Beryllium, total (3050)	M6010B ICP	0.2	B		mg/Kg	0.2	1	08/16/08 2:37	aeh
Cadmium, total (3050)	M6010B ICP		U		mg/Kg	0.5	2	08/15/08 0:15	aeh
Chromium, total (3050)	M6010B ICP	11		*	mg/Kg	1	5	08/15/08 0:15	aeh
Cobalt, total (3050)	M6010B ICP	9			mg/Kg	1	5	08/15/08 0:15	aeh
Copper, total (3050)	M6010B ICP	380		*	mg/Kg	1	5	08/15/08 0:15	aeh
Lead, total (3050)	M6020 ICP-MS	26.60			mg/Kg	0.05	0.3	08/14/08 21:48	erf/msh
Manganese, total (3050)	M6010B ICP	239		*	mg/Kg	0.5	3	08/16/08 2:37	aeh
Mercury, total	M7471A CVAA		U		mg/Kg	0.04	0.2	08/11/08 15:00	jws
Molybdenum, total (3050)	M6010B ICP	25			mg/Kg	1	5	08/15/08 0:15	aeh
Nickel, total (3050)	M6010B ICP	28			mg/Kg	1	5	08/15/08 0:15	aeh
Selenium, total (3050)	M6020 ICP-MS		U	*	mg/Kg	0.05	0.3	08/14/08 21:48	erf/msh
Thallium, total (3050)	M6020 ICP-MS	0.25	B		mg/Kg	0.05	0.3	08/16/08 0:24	msh
Uranium, total (3050)	M6020 ICP-MS	2.46		*	mg/Kg	0.05	0.3	08/16/08 0:24	msh
Zinc, total (3050)	M6010B ICP	52		*	mg/Kg	1	5	08/15/08 0:15	aeh

Soil Analysis

Parameter	EPA Method	Result	Qual	XQ	Units	MDL	PQL	Date	Analyst
Solids, Percent	CLPSOW390, PART F, D-98	95.8		*	%	0.1	0.5	07/30/08 22:00	bjl

Soil Preparation

Parameter	EPA Method	Result	Qual	XQ	Units	MDL	PQL	Date	Analyst
Air Dry at 34 Degrees C	USDA No. 1, 1972			*				07/30/08 3:21	bjl
Digestion - Hot Plate	M3050B ICP-MS							08/08/08 15:04	mjc/lwt
Sieve-2000 um (2.0mm)	ASA No.9, 15-4.2.2			*				08/05/08 12:08	lwt/brd

Arizona license number: AZ0102

** Please refer to Qualifier Reports for details.*

ACZ Laboratories, Inc.
2773 Downhill Drive Steamboat Springs, CO 80487 (800) 334-5493

Inorganic Analytical Results

FMI Gold & Copper - Sierrita
Project ID: OJ07R9
Sample ID: OD-SD-01-0-1.5

ACZ Sample ID: ***L70791-13***
Date Sampled: *07/28/08 10:58*
Date Received: *07/29/08*
Sample Matrix: *Soil*

Metals Analysis

Parameter	EPA Method	Result	Qual	XQ	Units	MDL	PQL	Date	Analyst
Antimony, total (3050)	M6020 ICP-MS	0.3	B	*	mg/Kg	0.2	1	08/16/08 0:43	msh
Arsenic, total (3050)	M6020 ICP-MS	2.0		*	mg/Kg	0.3	0.5	08/21/08 10:56	msh
Barium, total (3050)	M6010B ICP	184		*	mg/Kg	0.3	2	08/15/08 0:18	aeh
Beryllium, total (3050)	M6010B ICP	0.4	B		mg/Kg	0.2	1	08/16/08 2:41	aeh
Cadmium, total (3050)	M6010B ICP		U		mg/Kg	0.5	2	08/15/08 0:18	aeh
Chromium, total (3050)	M6010B ICP	13		*	mg/Kg	1	5	08/15/08 0:18	aeh
Cobalt, total (3050)	M6010B ICP	11			mg/Kg	1	5	08/15/08 0:18	aeh
Copper, total (3050)	M6010B ICP	361		*	mg/Kg	1	5	08/15/08 0:18	aeh
Lead, total (3050)	M6020 ICP-MS	5.32			mg/Kg	0.05	0.3	08/14/08 22:07	erf/msh
Manganese, total (3050)	M6010B ICP	332		*	mg/Kg	0.5	3	08/16/08 2:41	aeh
Mercury, total	M7471A CVAA		U		mg/Kg	0.04	0.2	08/11/08 15:03	jws
Molybdenum, total (3050)	M6010B ICP	87			mg/Kg	1	5	08/15/08 0:18	aeh
Nickel, total (3050)	M6010B ICP	30			mg/Kg	1	5	08/15/08 0:18	aeh
Selenium, total (3050)	M6020 ICP-MS	0.23	B	*	mg/Kg	0.05	0.3	08/28/08 18:42	rac
Thallium, total (3050)	M6020 ICP-MS	0.29	B		mg/Kg	0.05	0.3	08/16/08 0:43	msh
Uranium, total (3050)	M6020 ICP-MS	3.11		*	mg/Kg	0.05	0.3	08/16/08 0:43	msh
Zinc, total (3050)	M6010B ICP	51		*	mg/Kg	1	5	08/15/08 0:18	aeh

Soil Analysis

Parameter	EPA Method	Result	Qual	XQ	Units	MDL	PQL	Date	Analyst
Solids, Percent	CLPSOW390, PART F, D-98	96.0		*	%	0.1	0.5	07/30/08 23:09	bjl

Soil Preparation

Parameter	EPA Method	Result	Qual	XQ	Units	MDL	PQL	Date	Analyst
Air Dry at 34 Degrees C	USDA No. 1, 1972			*				07/30/08 3:52	bjl
Digestion - Hot Plate	M3050B ICP-MS							08/08/08 15:16	mjc/lwt
Sieve-2000 um (2.0mm)	ASA No.9, 15-4.2.2			*				08/05/08 12:12	lwt/brd

Arizona license number: AZ0102

** Please refer to Qualifier Reports for details.*

ACZ Laboratories, Inc.
2773 Downhill Drive Steamboat Springs, CO 80487 (800) 334-5493

Inorganic Analytical Results

FMI Gold & Copper - Sierrita
Project ID: OJ07R9
Sample ID: OD-SD-01-1.5-3.0

ACZ Sample ID: ***L70791-14***
Date Sampled: *07/28/08 10:58*
Date Received: *07/29/08*
Sample Matrix: *Soil*

Metals Analysis

Parameter	EPA Method	Result	Qual	XQ	Units	MDL	PQL	Date	Analyst
Antimony, total (3050)	M6020 ICP-MS		U	*	mg/Kg	0.2	1	08/16/08 0:50	msh
Arsenic, total (3050)	M6020 ICP-MS	1.2		*	mg/Kg	0.3	0.5	08/21/08 11:01	msh
Barium, total (3050)	M6010B ICP	185		*	mg/Kg	0.3	2	08/15/08 0:22	aeh
Beryllium, total (3050)	M6010B ICP		U		mg/Kg	0.2	1	08/16/08 2:45	aeh
Cadmium, total (3050)	M6010B ICP		U		mg/Kg	0.5	2	08/15/08 0:22	aeh
Chromium, total (3050)	M6010B ICP	14		*	mg/Kg	1	5	08/15/08 0:22	aeh
Cobalt, total (3050)	M6010B ICP	10			mg/Kg	1	5	08/15/08 0:22	aeh
Copper, total (3050)	M6010B ICP	125		*	mg/Kg	1	5	08/15/08 0:22	aeh
Lead, total (3050)	M6020 ICP-MS	2.59			mg/Kg	0.05	0.3	08/14/08 22:14	erf/msh
Manganese, total (3050)	M6010B ICP	346		*	mg/Kg	0.5	3	08/16/08 2:45	aeh
Mercury, total	M7471A CVAA		U		mg/Kg	0.04	0.2	08/11/08 15:05	jws
Molybdenum, total (3050)	M6010B ICP	6			mg/Kg	1	5	08/15/08 0:22	aeh
Nickel, total (3050)	M6010B ICP	29			mg/Kg	1	5	08/15/08 0:22	aeh
Selenium, total (3050)	M6020 ICP-MS	0.08	B	*	mg/Kg	0.05	0.3	08/28/08 18:43	rac
Thallium, total (3050)	M6020 ICP-MS	0.28	B		mg/Kg	0.05	0.3	08/16/08 0:50	msh
Uranium, total (3050)	M6020 ICP-MS	7.42		*	mg/Kg	0.05	0.3	08/16/08 0:50	msh
Zinc, total (3050)	M6010B ICP	43		*	mg/Kg	1	5	08/15/08 0:22	aeh

Soil Analysis

Parameter	EPA Method	Result	Qual	XQ	Units	MDL	PQL	Date	Analyst
Solids, Percent	CLPSOW390, PART F, D-98	96.4		*	%	0.1	0.5	07/31/08 0:19	bjl

Soil Preparation

Parameter	EPA Method	Result	Qual	XQ	Units	MDL	PQL	Date	Analyst
Air Dry at 34 Degrees C	USDA No. 1, 1972			*				07/30/08 4:23	bjl
Digestion - Hot Plate	M3050B ICP-MS							08/08/08 15:27	mjc/lwt
Sieve-2000 um (2.0mm)	ASA No.9, 15-4.2.2			*				08/05/08 12:15	lwt/brd

Arizona license number: AZ0102

** Please refer to Qualifier Reports for details.*

ACZ Laboratories, Inc.
2773 Downhill Drive Steamboat Springs, CO 80487 (800) 334-5493

Inorganic Analytical Results

FMI Gold & Copper - Sierrita
Project ID: OJ07R9
Sample ID: OD-SD-02-0-1.5

ACZ Sample ID: ***L70791-15***
Date Sampled: *07/28/08 11:11*
Date Received: *07/29/08*
Sample Matrix: *Soil*

Metals Analysis

Parameter	EPA Method	Result	Qual	XQ	Units	MDL	PQL	Date	Analyst
Antimony, total (3050)	M6020 ICP-MS	0.2	B	*	mg/Kg	0.2	1	08/16/08 0:56	msh
Arsenic, total (3050)	M6020 ICP-MS	2.2		*	mg/Kg	0.3	0.5	08/21/08 11:06	msh
Barium, total (3050)	M6010B ICP	173		*	mg/Kg	0.3	2	08/15/08 0:25	aeh
Beryllium, total (3050)	M6010B ICP	0.5	B		mg/Kg	0.2	1	08/16/08 2:56	aeh
Cadmium, total (3050)	M6010B ICP		U		mg/Kg	0.5	2	08/15/08 0:25	aeh
Chromium, total (3050)	M6010B ICP	13		*	mg/Kg	1	5	08/15/08 0:25	aeh
Cobalt, total (3050)	M6010B ICP	12			mg/Kg	1	5	08/15/08 0:25	aeh
Copper, total (3050)	M6010B ICP	376		*	mg/Kg	1	5	08/15/08 0:25	aeh
Lead, total (3050)	M6020 ICP-MS	7.63			mg/Kg	0.05	0.3	08/14/08 22:20	erf/msh
Manganese, total (3050)	M6010B ICP	390		*	mg/Kg	0.5	3	08/16/08 2:56	aeh
Mercury, total	M7471A CVAA		U		mg/Kg	0.04	0.2	08/11/08 15:08	jws
Molybdenum, total (3050)	M6010B ICP	107			mg/Kg	1	5	08/15/08 0:25	aeh
Nickel, total (3050)	M6010B ICP	32			mg/Kg	1	5	08/15/08 0:25	aeh
Selenium, total (3050)	M6020 ICP-MS	0.42		*	mg/Kg	0.05	0.3	08/28/08 18:45	rac
Thallium, total (3050)	M6020 ICP-MS	0.30			mg/Kg	0.05	0.3	08/16/08 0:56	msh
Uranium, total (3050)	M6020 ICP-MS	4.66		*	mg/Kg	0.05	0.3	08/16/08 0:56	msh
Zinc, total (3050)	M6010B ICP	60		*	mg/Kg	1	5	08/15/08 0:25	aeh

Soil Analysis

Parameter	EPA Method	Result	Qual	XQ	Units	MDL	PQL	Date	Analyst
Solids, Percent	CLPSOW390, PART F, D-98	95.1		*	%	0.1	0.5	07/31/08 1:28	bjl

Soil Preparation

Parameter	EPA Method	Result	Qual	XQ	Units	MDL	PQL	Date	Analyst
Air Dry at 34 Degrees C	USDA No. 1, 1972			*				07/30/08 4:54	bjl
Digestion - Hot Plate	M3050B ICP-MS							08/08/08 15:39	mjc/lwt
Sieve-2000 um (2.0mm)	ASA No.9, 15-4.2.2			*				08/05/08 12:19	lwt/brd

Arizona license number: AZ0102

** Please refer to Qualifier Reports for details.*

ACZ Laboratories, Inc.
2773 Downhill Drive Steamboat Springs, CO 80487 (800) 334-5493

Inorganic Analytical Results

FMI Gold & Copper - Sierrita
Project ID: OJ07R9
Sample ID: OD-SD-02-1.5-3.0

ACZ Sample ID: ***L70791-16***
Date Sampled: *07/28/08 11:11*
Date Received: *07/29/08*
Sample Matrix: *Soil*

Metals Analysis

Parameter	EPA Method	Result	Qual	XQ	Units	MDL	PQL	Date	Analyst
Antimony, total (3050)	M6020 ICP-MS		U	*	mg/Kg	0.2	1	08/16/08 1:03	msh
Arsenic, total (3050)	M6020 ICP-MS	0.9		*	mg/Kg	0.3	0.5	08/21/08 11:11	msh
Barium, total (3050)	M6010B ICP	173		*	mg/Kg	0.3	2	08/15/08 0:29	aeh
Beryllium, total (3050)	M6010B ICP	0.2	B		mg/Kg	0.2	1	08/16/08 2:59	aeh
Cadmium, total (3050)	M6010B ICP		U		mg/Kg	0.5	2	08/15/08 0:29	aeh
Chromium, total (3050)	M6010B ICP	9		*	mg/Kg	1	5	08/15/08 0:29	aeh
Cobalt, total (3050)	M6010B ICP	9			mg/Kg	1	5	08/15/08 0:29	aeh
Copper, total (3050)	M6010B ICP	27		*	mg/Kg	1	5	08/15/08 0:29	aeh
Lead, total (3050)	M6020 ICP-MS	1.89			mg/Kg	0.05	0.3	08/14/08 22:26	erf/msh
Manganese, total (3050)	M6010B ICP	320		*	mg/Kg	0.5	3	08/16/08 2:59	aeh
Mercury, total	M7471A CVAA		U		mg/Kg	0.04	0.2	08/11/08 15:15	jws
Molybdenum, total (3050)	M6010B ICP	3	B		mg/Kg	1	5	08/15/08 0:29	aeh
Nickel, total (3050)	M6010B ICP	26			mg/Kg	1	5	08/15/08 0:29	aeh
Selenium, total (3050)	M6020 ICP-MS	0.07	B	*	mg/Kg	0.05	0.3	08/28/08 18:46	rac
Thallium, total (3050)	M6020 ICP-MS	0.32			mg/Kg	0.05	0.3	08/16/08 1:03	msh
Uranium, total (3050)	M6020 ICP-MS	3.37		*	mg/Kg	0.05	0.3	08/16/08 1:03	msh
Zinc, total (3050)	M6010B ICP	41		*	mg/Kg	1	5	08/15/08 0:29	aeh

Soil Analysis

Parameter	EPA Method	Result	Qual	XQ	Units	MDL	PQL	Date	Analyst
Solids, Percent	CLPSOW390, PART F, D-98	97.8		*	%	0.1	0.5	07/31/08 2:37	bjl

Soil Preparation

Parameter	EPA Method	Result	Qual	XQ	Units	MDL	PQL	Date	Analyst
Air Dry at 34 Degrees C	USDA No. 1, 1972			*				07/30/08 5:25	bjl
Digestion - Hot Plate	M3050B ICP-MS							08/08/08 15:50	mjc/lwt
Sieve-2000 um (2.0mm)	ASA No.9, 15-4.2.2			*				08/05/08 12:23	lwt/brd

Arizona license number: AZ0102

** Please refer to Qualifier Reports for details.*

ACZ Laboratories, Inc.
2773 Downhill Drive Steamboat Springs, CO 80487 (800) 334-5493

Inorganic Analytical Results

FMI Gold & Copper - Sierrita
Project ID: OJ07R9
Sample ID: OD-SD-04-0-1.5

ACZ Sample ID: ***L70791-17***
Date Sampled: *07/28/08 12:34*
Date Received: *07/29/08*
Sample Matrix: *Soil*

Metals Analysis

Parameter	EPA Method	Result	Qual	XQ	Units	MDL	PQL	Date	Analyst
Antimony, total (3050)	M6020 ICP-MS	0.3	B	*	mg/Kg	0.2	1	08/16/08 1:09	msh
Arsenic, total (3050)	M6020 ICP-MS	3.1		*	mg/Kg	0.3	0.5	08/21/08 11:16	msh
Barium, total (3050)	M6010B ICP	118		*	mg/Kg	0.3	2	08/15/08 0:32	aeh
Beryllium, total (3050)	M6010B ICP	0.4	B		mg/Kg	0.2	1	08/16/08 3:03	aeh
Cadmium, total (3050)	M6010B ICP		U		mg/Kg	0.5	2	08/15/08 0:32	aeh
Chromium, total (3050)	M6010B ICP	11		*	mg/Kg	1	5	08/15/08 0:32	aeh
Cobalt, total (3050)	M6010B ICP	11			mg/Kg	1	5	08/15/08 0:32	aeh
Copper, total (3050)	M6010B ICP	1640		*	mg/Kg	1	5	08/15/08 0:32	aeh
Lead, total (3050)	M6020 ICP-MS	8.86			mg/Kg	0.05	0.3	08/14/08 22:33	erf/msh
Manganese, total (3050)	M6010B ICP	262		*	mg/Kg	0.5	3	08/16/08 3:03	aeh
Mercury, total	M7471A CVAA		U		mg/Kg	0.04	0.2	08/11/08 15:17	jws
Molybdenum, total (3050)	M6010B ICP	128			mg/Kg	1	5	08/15/08 0:32	aeh
Nickel, total (3050)	M6010B ICP	29			mg/Kg	1	5	08/15/08 0:32	aeh
Selenium, total (3050)	M6020 ICP-MS	0.53		*	mg/Kg	0.05	0.3	08/28/08 18:48	rac
Thallium, total (3050)	M6020 ICP-MS	0.30	B		mg/Kg	0.05	0.3	08/16/08 1:09	msh
Uranium, total (3050)	M6020 ICP-MS	4.25		*	mg/Kg	0.05	0.3	08/16/08 1:09	msh
Zinc, total (3050)	M6010B ICP	68		*	mg/Kg	1	5	08/15/08 0:32	aeh

Soil Analysis

Parameter	EPA Method	Result	Qual	XQ	Units	MDL	PQL	Date	Analyst
Solids, Percent	CLPSOW390, PART F, D-98	95.9		*	%	0.1	0.5	07/31/08 3:47	bjl

Soil Preparation

Parameter	EPA Method	Result	Qual	XQ	Units	MDL	PQL	Date	Analyst
Air Dry at 34 Degrees C	USDA No. 1, 1972			*				07/30/08 5:56	bjl
Digestion - Hot Plate	M3050B ICP-MS							08/08/08 16:02	mjc/lwt
Sieve-2000 um (2.0mm)	ASA No.9, 15-4.2.2			*				08/05/08 12:26	lwt/brd

Arizona license number: AZ0102

** Please refer to Qualifier Reports for details.*

ACZ Laboratories, Inc.
2773 Downhill Drive Steamboat Springs, CO 80487 (800) 334-5493

Inorganic Analytical Results

FMI Gold & Copper - Sierrita
Project ID: OJ07R9
Sample ID: OD-SD-04-1.5-3.0

ACZ Sample ID: ***L70791-18***
Date Sampled: *07/28/08 12:34*
Date Received: *07/29/08*
Sample Matrix: *Soil*

Metals Analysis

Parameter	EPA Method	Result	Qual	XQ	Units	MDL	PQL	Date	Analyst
Antimony, total (3050)	M6020 ICP-MS		U	*	mg/Kg	0.2	1	08/16/08 1:16	msh
Arsenic, total (3050)	M6020 ICP-MS	2.1		*	mg/Kg	0.3	0.5	08/21/08 11:31	msh
Barium, total (3050)	M6010B ICP	133		*	mg/Kg	0.3	2	08/15/08 0:43	aeh
Beryllium, total (3050)	M6010B ICP	0.3	B		mg/Kg	0.2	1	08/16/08 3:07	aeh
Cadmium, total (3050)	M6010B ICP		U		mg/Kg	0.5	2	08/15/08 0:43	aeh
Chromium, total (3050)	M6010B ICP	9		*	mg/Kg	1	5	08/15/08 0:43	aeh
Cobalt, total (3050)	M6010B ICP	9			mg/Kg	1	5	08/15/08 0:43	aeh
Copper, total (3050)	M6010B ICP	671		*	mg/Kg	1	5	08/15/08 0:43	aeh
Lead, total (3050)	M6020 ICP-MS	2.20			mg/Kg	0.05	0.3	08/14/08 22:39	erf/msh
Manganese, total (3050)	M6010B ICP	258		*	mg/Kg	0.5	3	08/16/08 3:07	aeh
Mercury, total	M7471A CVAA		U		mg/Kg	0.04	0.2	08/11/08 15:19	jws
Molybdenum, total (3050)	M6010B ICP	25			mg/Kg	1	5	08/15/08 0:43	aeh
Nickel, total (3050)	M6010B ICP	27			mg/Kg	1	5	08/15/08 0:43	aeh
Selenium, total (3050)	M6020 ICP-MS	0.19	B	*	mg/Kg	0.05	0.3	08/28/08 18:49	rac
Thallium, total (3050)	M6020 ICP-MS	0.26	B		mg/Kg	0.05	0.3	08/16/08 1:16	msh
Uranium, total (3050)	M6020 ICP-MS	2.18		*	mg/Kg	0.05	0.3	08/16/08 1:16	msh
Zinc, total (3050)	M6010B ICP	48		*	mg/Kg	1	5	08/15/08 0:43	aeh

Soil Analysis

Parameter	EPA Method	Result	Qual	XQ	Units	MDL	PQL	Date	Analyst
Solids, Percent	CLPSOW390, PART F, D-98	97.9		*	%	0.1	0.5	07/31/08 4:56	bjl

Soil Preparation

Parameter	EPA Method	Result	Qual	XQ	Units	MDL	PQL	Date	Analyst
Air Dry at 34 Degrees C	USDA No. 1, 1972			*				07/30/08 6:27	bjl
Digestion - Hot Plate	M3050B ICP-MS							08/08/08 16:13	mjc/lwt
Sieve-2000 um (2.0mm)	ASA No.9, 15-4.2.2			*				08/05/08 12:30	lwt/brd

Arizona license number: AZ0102

** Please refer to Qualifier Reports for details.*

ACZ Laboratories, Inc.
2773 Downhill Drive Steamboat Springs, CO 80487 (800) 334-5493

Inorganic Analytical Results

FMI Gold & Copper - Sierrita
Project ID: OJ07R9
Sample ID: OD-SD-03-0-1.5

ACZ Sample ID: ***L70791-19***
Date Sampled: *07/28/08 13:00*
Date Received: *07/29/08*
Sample Matrix: *Soil*

Metals Analysis

Parameter	EPA Method	Result	Qual	XQ	Units	MDL	PQL	Date	Analyst
Antimony, total (3050)	M6020 ICP-MS	0.3	B	*	mg/Kg	0.2	1	08/16/08 1:22	msh
Arsenic, total (3050)	M6020 ICP-MS	2.7		*	mg/Kg	0.3	0.5	08/21/08 11:36	msh
Barium, total (3050)	M6010B ICP	158		*	mg/Kg	0.3	2	08/15/08 0:46	aeh
Beryllium, total (3050)	M6010B ICP	0.4	B		mg/Kg	0.2	1	08/16/08 3:10	aeh
Cadmium, total (3050)	M6010B ICP		U		mg/Kg	0.5	2	08/15/08 0:46	aeh
Chromium, total (3050)	M6010B ICP	18		*	mg/Kg	1	5	08/15/08 0:46	aeh
Cobalt, total (3050)	M6010B ICP	11			mg/Kg	1	5	08/15/08 0:46	aeh
Copper, total (3050)	M6010B ICP	2350		*	mg/Kg	1	5	08/15/08 0:46	aeh
Lead, total (3050)	M6020 ICP-MS	46.70			mg/Kg	0.05	0.3	08/14/08 22:46	erf/msh
Manganese, total (3050)	M6010B ICP	316		*	mg/Kg	0.5	3	08/16/08 3:10	aeh
Mercury, total	M7471A CVAA		U		mg/Kg	0.04	0.2	08/11/08 15:21	jws
Molybdenum, total (3050)	M6010B ICP	100			mg/Kg	1	5	08/15/08 0:46	aeh
Nickel, total (3050)	M6010B ICP	31			mg/Kg	1	5	08/15/08 0:46	aeh
Selenium, total (3050)	M6020 ICP-MS	0.41		*	mg/Kg	0.05	0.3	08/28/08 18:51	rac
Thallium, total (3050)	M6020 ICP-MS	0.28	B		mg/Kg	0.05	0.3	08/16/08 1:22	msh
Uranium, total (3050)	M6020 ICP-MS	7.57		*	mg/Kg	0.05	0.3	08/16/08 1:22	msh
Zinc, total (3050)	M6010B ICP	147		*	mg/Kg	1	5	08/15/08 0:46	aeh

Soil Analysis

Parameter	EPA Method	Result	Qual	XQ	Units	MDL	PQL	Date	Analyst
Solids, Percent	CLPSOW390, PART F, D-98	95.7		*	%	0.1	0.5	07/31/08 6:05	bjl

Soil Preparation

Parameter	EPA Method	Result	Qual	XQ	Units	MDL	PQL	Date	Analyst
Air Dry at 34 Degrees C	USDA No. 1, 1972			*				07/30/08 6:58	bjl
Digestion - Hot Plate	M3050B ICP-MS							08/08/08 16:25	mjc/lwt
Sieve-2000 um (2.0mm)	ASA No.9, 15-4.2.2			*				08/05/08 12:33	lwt/brd

Arizona license number: AZ0102

** Please refer to Qualifier Reports for details.*

ACZ Laboratories, Inc.
2773 Downhill Drive Steamboat Springs, CO 80487 (800) 334-5493

Inorganic Analytical Results

FMI Gold & Copper - Sierrita
Project ID: OJ07R9
Sample ID: OD-SD-03-1.5-3.0

ACZ Sample ID: ***L70791-20***
Date Sampled: *07/28/08 13:00*
Date Received: *07/29/08*
Sample Matrix: *Soil*

Metals Analysis

Parameter	EPA Method	Result	Qual	XQ	Units	MDL	PQL	Date	Analyst
Antimony, total (3050)	M6020 ICP-MS		U	*	mg/Kg	0.4	2	08/16/08 1:28	msh
Arsenic, total (3050)	M6020 ICP-MS	2.8		*	mg/Kg	0.5	1	08/21/08 11:41	msh
Barium, total (3050)	M6010B ICP	87.9		*	mg/Kg	0.3	2	08/15/08 0:49	aeh
Beryllium, total (3050)	M6010B ICP	0.3	B		mg/Kg	0.2	1	08/16/08 3:14	aeh
Cadmium, total (3050)	M6010B ICP	0.5	B		mg/Kg	0.5	2	08/15/08 0:49	aeh
Chromium, total (3050)	M6010B ICP	13		*	mg/Kg	1	5	08/15/08 0:49	aeh
Cobalt, total (3050)	M6010B ICP	8			mg/Kg	1	5	08/15/08 0:49	aeh
Copper, total (3050)	M6010B ICP	4390		*	mg/Kg	1	5	08/15/08 0:49	aeh
Lead, total (3050)	M6020 ICP-MS	253			mg/Kg	0.1	0.5	08/16/08 1:28	msh
Manganese, total (3050)	M6010B ICP	173		*	mg/Kg	0.5	3	08/16/08 3:14	aeh
Mercury, total	M7471A CVAA	0.05	B		mg/Kg	0.04	0.2	08/11/08 15:23	jws
Molybdenum, total (3050)	M6010B ICP	145			mg/Kg	1	5	08/15/08 0:49	aeh
Nickel, total (3050)	M6010B ICP	30			mg/Kg	1	5	08/15/08 0:49	aeh
Selenium, total (3050)	M6020 ICP-MS	0.4	B	*	mg/Kg	0.1	0.5	08/28/08 18:55	rac
Thallium, total (3050)	M6020 ICP-MS	0.2	B		mg/Kg	0.1	0.5	08/16/08 1:28	msh
Uranium, total (3050)	M6020 ICP-MS	7.8		*	mg/Kg	0.1	0.5	08/16/08 1:28	msh
Zinc, total (3050)	M6010B ICP	201		*	mg/Kg	1	5	08/15/08 0:49	aeh

Soil Analysis

Parameter	EPA Method	Result	Qual	XQ	Units	MDL	PQL	Date	Analyst
Solids, Percent	CLPSOW390, PART F, D-98	95.7		*	%	0.1	0.5	07/31/08 7:14	bjl

Soil Preparation

Parameter	EPA Method	Result	Qual	XQ	Units	MDL	PQL	Date	Analyst
Air Dry at 34 Degrees C	USDA No. 1, 1972			*				07/30/08 7:29	bjl
Digestion - Hot Plate	M3050B ICP-MS							08/08/08 16:36	mjc/lwt
Sieve-2000 um (2.0mm)	ASA No.9, 15-4.2.2			*				08/05/08 12:37	lwt/brd

Arizona license number: AZ0102

** Please refer to Qualifier Reports for details.*

Report Header Explanations

Batch	A distinct set of samples analyzed at a specific time
Found	Value of the QC Type of interest
Limit	Upper limit for RPD, in %.
Lower	Lower Recovery Limit, in % (except for LCSS, mg/Kg)
MDL	Method Detection Limit. Same as Minimum Reporting Limit. Allows for instrument and annual fluctuations.
PCN/SCN	A number assigned to reagents/standards to trace to the manufacturer's certificate of analysis
PQL	Practical Quantitation Limit, typically 5 times the MDL.
QC	True Value of the Control Sample or the amount added to the Spike
Rec	Amount of the true value or spike added recovered, in % (except for LCSS, mg/Kg)
RPD	Relative Percent Difference, calculation used for Duplicate QC Types
Upper	Upper Recovery Limit, in % (except for LCSS, mg/Kg)
Sample	Value of the Sample of interest

QC Sample Types

AS	Analytical Spike (Post Digestion)	*LCSWD*	Laboratory Control Sample - Water Duplicate
ASD	Analytical Spike (Post Digestion) Duplicate	*LFB*	Laboratory Fortified Blank
CCB	Continuing Calibration Blank	*LFM*	Laboratory Fortified Matrix
CCV	Continuing Calibration Verification standard	*LFMD*	Laboratory Fortified Matrix Duplicate
DUP	Sample Duplicate	*LRB*	Laboratory Reagent Blank
ICB	Initial Calibration Blank	*MS*	Matrix Spike
ICV	Initial Calibration Verification standard	*MSD*	Matrix Spike Duplicate
ICSAB	Inter-element Correction Standard - A plus B solutions	*PBS*	Prep Blank - Soil
LCSS	Laboratory Control Sample - Soil	*PBW*	Prep Blank - Water
LCSSD	Laboratory Control Sample - Soil Duplicate	*PQV*	Practical Quantitation Verification standard
LCSW	Laboratory Control Sample - Water	*SDL*	Serial Dilution

QC Sample Type Explanations

Blanks	Verifies that there is no or minimal contamination in the prep method or calibration procedure.
Control Samples	Verifies the accuracy of the method, including the prep procedure.
Duplicates	Verifies the precision of the instrument and/or method.
Spikes/Fortified Matrix	Determines sample matrix interferences, if any.
Standard	Verifies the validity of the calibration.

ACZ Qualifiers (Qual)

B	Analyte concentration detected at a value between MDL and PQL. The associated value is an estimated quantity.
H	Analysis exceeded method hold time. pH is a field test with an immediate hold time.
U	The material was analyzed for, but was not detected above the level of the associated value. The associated value is either the sample quantitation limit or the sample detection limit.

Method References

(1)	EPA 600/4-83-020. Methods for Chemical Analysis of Water and Wastes, March 1983.
(2)	EPA 600/R-93-100. Methods for the Determination of Inorganic Substances in Environmental Samples, August 1993.
(3)	EPA 600/R-94-111. Methods for the Determination of Metals in Environmental Samples - Supplement I, May 1994.
(5)	EPA SW-846. Test Methods for Evaluating Solid Waste, Third Edition with Update III, December 1996.
(6)	Standard Methods for the Examination of Water and Wastewater, 19th edition, 1995.

Comments

(1)	QC results calculated from raw data. Results may vary slightly if the rounded values are used in the calculations.
(2)	Soil, Sludge, and Plant matrices for Inorganic analyses are reported on a dry weight basis.
(3)	Animal matrices for Inorganic analyses are reported on an "as received" basis.

For a complete list of ACZ's Extended Qualifiers, please click: http://www.acz.com/public/extquallist.pdf

FMI Gold & Copper - Sierrita
Project ID: OJ07R9

ACZ Project ID: ***L70791***

Antimony, total (3050) M6020 ICP-MS

ACZ ID	Type	Analyzed	PCN/SCN	QC	Sample	Found	Units	Rec	Lower	Upper	RPD	Limit	Qual
WG250091													
WG250091ICV	ICV	08/15/08 21:49	MS080813-2	.02006		.02032	mg/L	101.3	90	110			
WG250091ICB	ICB	08/15/08 21:56				.00048	mg/L		-0.0012	0.0012			
WG250091ICSA	ICSA	08/15/08 22:02				U	mg/L		-0.002	0.002			
WG250091ICSAB	ICSAB	08/15/08 22:09	MS080708-1	.01		.01142	mg/L	114.2	80	120			
WG249661PBS	PBS	08/15/08 22:22				.25	mg/Kg		-0.6	0.6			
WG249661LCSS	LCSS	08/15/08 22:29	PCN30289	126		97.4	mg/Kg		63.3	189			
WG249661LCSSD	LCSSD	08/15/08 22:35	PCN30289	126		102.7	mg/Kg		63.3	189	5.3	20	
L70791-01MS	MS	08/15/08 22:48	MS080707-3	5	.3	2.31	mg/Kg	40.2	75	125			M2
L70791-01MSD	MSD	08/15/08 22:54	MS080707-3	5	.3	2.34	mg/Kg	40.8	75	125	1.29	20	M2
WG250091CCV1	CCV	08/15/08 23:13	MS080813-2	.02006		.01959	mg/L	97.7	90	110			
WG250091CCB1	CCB	08/15/08 23:20				U	mg/L		-0.0012	0.0012			
L70791-11SDL	SDL	08/16/08 0:18			.3	U	mg/Kg					10	
WG250091CCV2	CCV	08/16/08 0:31	MS080813-2	.02006		.01991	mg/L	99.3	90	110			
WG250091CCB2	CCB	08/16/08 0:37				U	mg/L		-0.0012	0.0012			
WG250091CCV3	CCV	08/16/08 1:35	MS080813-2	.02006		.02002	mg/L	99.8	90	110			
WG250091CCB3	CCB	08/16/08 1:41				U	mg/L		-0.0012	0.0012			

FMI Gold & Copper - Sierrita
Project ID: OJ07R9

ACZ Project ID: ***L70791***

Arsenic, total (3050) M6020 ICP-MS

ACZ ID	Type	Analyzed	PCN/SCN	QC	Sample	Found	Units	Rec	Lower	Upper	RPD	Limit	Qual
WG249797													
WG249797ICV	ICV	08/14/08 19:11	MS080722-4	.05		.0526	mg/L	105.2	90	110			
WG249797ICB	ICB	08/14/08 19:18				U	mg/L		-0.0015	0.0015			
WG249797ICSA	ICSA	08/14/08 19:24				U	mg/L		-0.001	0.001			
WG249797ICSAB	ICSAB	08/14/08 19:31	MS080708-1	.02		.02192	mg/L	109.6	80	120			
WG249661PBS	PBS	08/14/08 19:44				U	mg/Kg		-0.9	0.9			
WG249661LCSS	LCSS	08/14/08 19:51	PCN30289	225		254.7	mg/Kg		181	270			
WG249661LCSSD	LCSSD	08/14/08 19:58	PCN30289	225		263.6	mg/Kg		181	270	3.4	20	
L70791-01MS	MS	08/14/08 20:11	MS080707-3	25	2.3	27.69	mg/Kg	101.6	75	125			
L70791-01MSD	MSD	08/14/08 20:17	MS080707-3	25	2.3	28.64	mg/Kg	105.4	75	125	3.37	20	
WG249797CCV1	CCV	08/14/08 20:36	MS080722-4	.05		.05367	mg/L	107.3	90	110			
WG249797CCB1	CCB	08/14/08 20:43				U	mg/L		-0.0015	0.0015			
L70791-11SDL	SDL	08/14/08 21:41			1.9	1.85	mg/Kg				2.6	10	
WG249797CCV2	CCV	08/14/08 21:54	MS080722-4	.05		.05433	mg/L	108.7	90	110			
WG249797CCB2	CCB	08/14/08 22:01				U	mg/L		-0.0015	0.0015			
WG249797CCB3	CCB	08/14/08 23:05				U	mg/L		-0.0015	0.0015			
WG250196													
WG250196ICV	ICV	08/21/08 9:14	MS080813-2	.05		.05245	mg/L	104.9	90	110			
WG250196ICB	ICB	08/21/08 9:19				U	mg/L		-0.0015	0.0015			
WG250196ICSA	ICSA	08/21/08 9:24				U	mg/L		-0.001	0.001			
WG250196ICSAB	ICSAB	08/21/08 9:30	MS080708-1	.02		.02228	mg/L	111.4	80	120			
WG249661PBS	PBS	08/21/08 9:40				U	mg/Kg		-0.9	0.9			
WG249661LCSS	LCSS	08/21/08 9:45	PCN30289	225		245.8	mg/Kg		181	270			
WG249661LCSSD	LCSSD	08/21/08 9:50	PCN30289	225		246.2	mg/Kg		181	270	0.2	20	
L70791-01MS	MS	08/21/08 10:00	MS080707-3	25	2.3	24.88	mg/Kg	90.3	75	125			
L70791-01MSD	MSD	08/21/08 10:05	MS080707-3	25	2.3	25.36	mg/Kg	92.2	75	125	1.91	20	
WG250196CCV1	CCV	08/21/08 10:20	MS080813-2	.05		.05162	mg/L	103.2	90	110			
WG250196CCB1	CCB	08/21/08 10:25				U	mg/L		-0.0015	0.0015			
L70791-11SDL	SDL	08/21/08 10:51			1.8	1.55	mg/Kg				13.9	10	ZB
WG250196CCV2	CCV	08/21/08 11:21	MS080813-2	.05		.05265	mg/L	105.3	90	110			
WG250196CCB2	CCB	08/21/08 11:26				U	mg/L		-0.0015	0.0015			
WG250196CCV3	CCV	08/21/08 11:46	MS080813-2	.05		.05348	mg/L	107	90	110			
WG250196CCB3	CCB	08/21/08 11:51				U	mg/L		-0.0015	0.0015			

FMI Gold & Copper - Sierrita
Project ID: OJ07R9

ACZ Project ID: ***L70791***

Barium, total (3050) M6010B ICP

ACZ ID	Type	Analyzed	PCN/SCN	QC	Sample	Found	Units	Rec	Lower	Upper	RPD	Limit	Qual
WG250000													
WG250000ICV	ICV	08/14/08 23:02	II080717-1	2		2.0377	mg/L	101.9	90	110			
WG250000ICB	ICB	08/14/08 23:06				U	mg/L		-0.009	0.009			
WG250000PQV	PQV	08/14/08 23:09	II080721-2	.015		.0148	mg/L	98.7	70	130			
WG250000ICSAB	ICSAB	08/14/08 23:13	II080731-2	.25		.2677	mg/L	107.1	80	120			
WG249661PBS	PBS	08/14/08 23:20				U	mg/Kg		-0.9	0.9			
WG249661LCSS	LCSS	08/14/08 23:23	PCN30289	565		563.2	mg/Kg		461	669			
WG249661LCSSD	LCSSD	08/14/08 23:27	PCN30289	565		591.18	mg/Kg		461	669	4.8	20	
WG250000CCV1	CCV	08/14/08 23:54	II080717-2	1		1.016	mg/L	101.6	90	110			
WG250000CCB1	CCB	08/14/08 23:58				U	mg/L		-0.009	0.009			
WG250000CCV2	CCV	08/15/08 0:36	II080717-2	1		1.0043	mg/L	100.4	90	110			
WG250000CCB2	CCB	08/15/08 0:39				U	mg/L		-0.009	0.009			
L70791-20SDL	SDL	08/15/08 0:53			87.9	88.35	mg/Kg				0.5	10	
L70791-20MS	MS	08/15/08 0:56	II080730-2	50	87.9	169.43	mg/Kg	163.1	75	125			M1
L70791-20MSD	MSD	08/15/08 1:00	II080730-2	50	87.9	168.98	mg/Kg	162.2	75	125	0.27	20	M1
WG250000CCV3	CCV	08/15/08 1:03	II080717-2	1		.9949	mg/L	99.5	90	110			
WG250000CCB3	CCB	08/15/08 1:07				U	mg/L		-0.009	0.009			

Beryllium, total (3050) M6010B ICP

ACZ ID	Type	Analyzed	PCN/SCN	QC	Sample	Found	Units	Rec	Lower	Upper	RPD	Limit	Qual
WG250054													
WG250054ICV	ICV	08/16/08 1:21	II080717-1	2		1.8805	mg/L	94	90	110			
WG250054ICB	ICB	08/16/08 1:25				U	mg/L		-0.006	0.006			
WG250054PQV	PQV	08/16/08 1:28	II080721-2	.01		.0104	mg/L	104	70	130			
WG250054ICSABI	ICSAB	08/16/08 1:32	II080731-2	.2505		.2468	mg/L	98.5	80	120			
WG249661PBS	PBS	08/16/08 1:39				U	mg/Kg		-0.6	0.6			
WG249661LCSS	LCSS	08/16/08 1:43	PCN30289	162		165.74	mg/Kg		134	190			
WG249661LCSSD	LCSSD	08/16/08 1:47	PCN30289	162		172.94	mg/Kg		134	190	4.3	20	
WG250054CCV1	CCV	08/16/08 2:05	II080717-2	1		.9756	mg/L	97.6	90	110			
WG250054CCB1	CCB	08/16/08 2:08				U	mg/L		-0.006	0.006			
WG250054CCV2	CCV	08/16/08 2:48	II080717-2	1		.9724	mg/L	97.2	90	110			
WG250054CCB2	CCB	08/16/08 2:52				U	mg/L		-0.006	0.006			
L70791-20SDL	SDL	08/16/08 3:18			.3	U	mg/Kg					10	
L70791-20MS	MS	08/16/08 3:21	II080730-2	50	.3	47.01	mg/Kg	93.4	75	125			
L70791-20MSD	MSD	08/16/08 3:25	II080730-2	50	.3	45.85	mg/Kg	91.1	75	125	2.5	20	
WG250054CCV3	CCV	08/16/08 3:28	II080717-2	1		.9618	mg/L	96.2	90	110			
WG250054CCB3	CCB	08/16/08 3:32				U	mg/L		-0.006	0.006			

FMI Gold & Copper - Sierrita
Project ID: OJ07R9

ACZ Project ID: ***L70791***

Cadmium, total (3050) M6010B ICP

ACZ ID	Type	Analyzed	PCN/SCN	QC	Sample	Found	Units	Rec	Lower	Upper	RPD	Limit	Qual
WG250000													
WG250000ICV	ICV	08/14/08 23:02	II080717-1	2		1.939	mg/L	97	90	110			
WG250000ICB	ICB	08/14/08 23:06				U	mg/L		-0.015	0.015			
WG250000PQV	PQV	08/14/08 23:09	II080721-2	.015		.0177	mg/L	118	70	130			
WG250000ICSAB	ICSAB	08/14/08 23:13	II080731-2	.505		.495	mg/L	98	80	120			
WG249661PBS	PBS	08/14/08 23:20				U	mg/Kg		-1.5	1.5			
WG249661LCSS	LCSS	08/14/08 23:23	PCN30289	69.1		65.73	mg/Kg		58.1	80.1			
WG249661LCSSD	LCSSD	08/14/08 23:27	PCN30289	69.1		73.01	mg/Kg		58.1	80.1	10.5	20	
WG250000CCV1	CCV	08/14/08 23:54	II080717-2	1		.9979	mg/L	99.8	90	110			
WG250000CCB1	CCB	08/14/08 23:58				U	mg/L		-0.015	0.015			
WG250000CCV2	CCV	08/15/08 0:36	II080717-2	1		1.0234	mg/L	102.3	90	110			
WG250000CCB2	CCB	08/15/08 0:39				U	mg/L		-0.015	0.015			
L70791-20SDL	SDL	08/15/08 0:53			.5	U	mg/Kg					10	
L70791-20MS	MS	08/15/08 0:56	II080730-2	50	.5	50.86	mg/Kg	100.7	75	125			
L70791-20MSD	MSD	08/15/08 1:00	II080730-2	50	.5	50.69	mg/Kg	100.4	75	125	0.33	20	
WG250000CCV3	CCV	08/15/08 1:03	II080717-2	1		1.0445	mg/L	104.5	90	110			
WG250000CCB3	CCB	08/15/08 1:07				U	mg/L		-0.015	0.015			

Chromium, total (3050) M6010B ICP

ACZ ID	Type	Analyzed	PCN/SCN	QC	Sample	Found	Units	Rec	Lower	Upper	RPD	Limit	Qual
WG250000													
WG250000ICV	ICV	08/14/08 23:02	II080717-1	2		1.989	mg/L	99.5	90	110			
WG250000ICB	ICB	08/14/08 23:06				U	mg/L		-0.03	0.03			
WG250000PQV	PQV	08/14/08 23:09	II080721-2	.05		.058	mg/L	116	70	130			
WG250000ICSAB	ICSAB	08/14/08 23:13	II080731-2	.251		.285	mg/L	113.5	80	120			
WG249661PBS	PBS	08/14/08 23:20				U	mg/Kg		-3	3			
WG249661LCSS	LCSS	08/14/08 23:23	PCN30289	124		133.2	mg/Kg		101	147			
WG249661LCSSD	LCSSD	08/14/08 23:27	PCN30289	124		138.9	mg/Kg		101	147	4.2	20	
WG250000CCV1	CCV	08/14/08 23:54	II080717-2	1		1.021	mg/L	102.1	90	110			
WG250000CCB1	CCB	08/14/08 23:58				U	mg/L		-0.03	0.03			
WG250000CCV2	CCV	08/15/08 0:36	II080717-2	1		1.034	mg/L	103.4	90	110			
WG250000CCB2	CCB	08/15/08 0:39				U	mg/L		-0.03	0.03			
L70791-20SDL	SDL	08/15/08 0:53			13	14.5	mg/Kg				11.5	10	ZG
L70791-20MS	MS	08/15/08 0:56	II080730-2	50	13	66.7	mg/Kg	107.4	75	125			
L70791-20MSD	MSD	08/15/08 1:00	II080730-2	50	13	64.5	mg/Kg	103	75	125	3.35	20	
WG250000CCV3	CCV	08/15/08 1:03	II080717-2	1		1.042	mg/L	104.2	90	110			
WG250000CCB3	CCB	08/15/08 1:07				U	mg/L		-0.03	0.03			

FMI Gold & Copper - Sierrita
Project ID: OJ07R9

ACZ Project ID: ***L70791***

Cobalt, total (3050) M6010B ICP

ACZ ID	Type	Analyzed	PCN/SCN	QC	Sample	Found	Units	Rec	Lower	Upper	RPD	Limit	Qual
WG250000													
WG250000ICV	ICV	08/14/08 23:02	II080717-1	2		1.901	mg/L	95.1	90	110			
WG250000ICB	ICB	08/14/08 23:06				U	mg/L		-0.03	0.03			
WG250000PQV	PQV	08/14/08 23:09	II080721-2	.05		.05	mg/L	100	70	130			
WG250000ICSAB	ICSAB	08/14/08 23:13	II080731-2	.251		.248	mg/L	98.8	80	120			
WG249661PBS	PBS	08/14/08 23:20				U	mg/Kg		-3	3			
WG249661LCSS	LCSS	08/14/08 23:23	PCN30289	115		117.7	mg/Kg		95.6	135			
WG249661LCSSD	LCSSD	08/14/08 23:27	PCN30289	115		124.2	mg/Kg		95.6	135	5.4	20	
WG250000CCV1	CCV	08/14/08 23:54	II080717-2	1		.979	mg/L	97.9	90	110			
WG250000CCB1	CCB	08/14/08 23:58				U	mg/L		-0.03	0.03			
WG250000CCV2	CCV	08/15/08 0:36	II080717-2	1		.992	mg/L	99.2	90	110			
WG250000CCB2	CCB	08/15/08 0:39				U	mg/L		-0.03	0.03			
L70791-20SDL	SDL	08/15/08 0:53			8	8.5	mg/Kg				6.3	10	
L70791-20MS	MS	08/15/08 0:56	II080730-2	50	8	59	mg/Kg	102	75	125			
L70791-20MSD	MSD	08/15/08 1:00	II080730-2	50	8	57.9	mg/Kg	99.8	75	125	1.88	20	
WG250000CCV3	CCV	08/15/08 1:03	II080717-2	1		1.007	mg/L	100.7	90	110			
WG250000CCB3	CCB	08/15/08 1:07				U	mg/L		-0.03	0.03			

Copper, total (3050) M6010B ICP

ACZ ID	Type	Analyzed	PCN/SCN	QC	Sample	Found	Units	Rec	Lower	Upper	RPD	Limit	Qual
WG250000													
WG250000ICV	ICV	08/14/08 23:02	II080717-1	2		1.989	mg/L	99.5	90	110			
WG250000ICB	ICB	08/14/08 23:06				U	mg/L		-0.03	0.03			
WG250000PQV	PQV	08/14/08 23:09	II080721-2	.05		.054	mg/L	108	70	130			
WG250000ICSAB	ICSAB	08/14/08 23:13	II080731-2	.2455		.248	mg/L	101	80	120			
WG249661PBS	PBS	08/14/08 23:20				U	mg/Kg		-3	3			
WG249661LCSS	LCSS	08/14/08 23:23	PCN30289	66.7		66.7	mg/Kg		53.9	79.5			
WG249661LCSSD	LCSSD	08/14/08 23:27	PCN30289	66.7		69.6	mg/Kg		53.9	79.5	4.3	20	
WG250000CCV1	CCV	08/14/08 23:54	II080717-2	1		.98	mg/L	98	90	110			
WG250000CCB1	CCB	08/14/08 23:58				U	mg/L		-0.03	0.03			
WG250000CCV2	CCV	08/15/08 0:36	II080717-2	1		.986	mg/L	98.6	90	110			
WG250000CCB2	CCB	08/15/08 0:39				U	mg/L		-0.03	0.03			
L70791-20SDL	SDL	08/15/08 0:53			4390	4570	mg/Kg				4.1	10	
L70791-20MS	MS	08/15/08 0:56	II080730-2	50	4390	4817.9	mg/Kg	855.8	75	125			M3
L70791-20MSD	MSD	08/15/08 1:00	II080730-2	50	4390	4208.6	mg/Kg	-362.8	75	125	13.5	20	M3
WG250000CCV3	CCV	08/15/08 1:03	II080717-2	1		.99	mg/L	99	90	110			
WG250000CCB3	CCB	08/15/08 1:07				U	mg/L		-0.03	0.03			

FMI Gold & Copper - Sierrita
Project ID: OJ07R9

ACZ Project ID: ***L70791***

Lead, total (3050) M6020 ICP-MS

ACZ ID	Type	Analyzed	PCN/SCN	QC	Sample	Found	Units	Rec	Lower	Upper	RPD	Limit	Qual
WG249797													
WG249797ICV	ICV	08/14/08 19:11	MS080722-4	.05		.05009	mg/L	100.2	90	110			
WG249797ICB	ICB	08/14/08 19:18				U	mg/L		-0.0003	0.0003			
WG249797ICSA	ICSA	08/14/08 19:24		.00024		.00024	mg/L		-0.0005	0.0005			
WG249797ICSAB	ICSAB	08/14/08 19:31	MS080708-1	.02		.0212	mg/L	106	80	120			
WG249661PBS	PBS	08/14/08 19:44				U	mg/Kg		-0.15	0.15			
WG249661LCSS	LCSS	08/14/08 19:51	PCN30289	223		245.35	mg/Kg		183	264			
WG249661LCSSD	LCSSD	08/14/08 19:58	PCN30289	223		241.35	mg/Kg		183	264	1.6	20	
L70791-01MS	MS	08/14/08 20:11	MS080707-3	25	4.61	31.925	mg/Kg	109.3	75	125			
L70791-01MSD	MSD	08/14/08 20:17	MS080707-3	25	4.61	31.73	mg/Kg	108.5	75	125	0.61	20	
WG249797CCV1	CCV	08/14/08 20:36	MS080722-4	.05		.05209	mg/L	104.2	90	110			
WG249797CCB1	CCB	08/14/08 20:43				U	mg/L		-0.0003	0.0003			
L70791-11SDL	SDL	08/14/08 21:41			11.3	11.32	mg/Kg				0.2	10	
WG249797CCV2	CCV	08/14/08 21:54	MS080722-4	.05		.05241	mg/L	104.8	90	110			
WG249797CCB2	CCB	08/14/08 22:01				U	mg/L		-0.0003	0.0003			
WG249797CCV3	CCV	08/14/08 22:59	MS080722-4	.05		.05309	mg/L	106.2	90	110			
WG249797CCB3	CCB	08/14/08 23:05				U	mg/L		-0.0003	0.0003			
WG250091													
WG250091ICV	ICV	08/15/08 21:49	MS080813-2	.05		.04962	mg/L	99.2	90	110			
WG250091ICB	ICB	08/15/08 21:56				U	mg/L		-0.0003	0.0003			
WG250091ICSA	ICSA	08/15/08 22:02		.0002		.0002	mg/L		-0.0005	0.0005			
WG250091ICSAB	ICSAB	08/15/08 22:09	MS080708-1	.02		.02061	mg/L	103.1	80	120			
WG249661PBS	PBS	08/15/08 22:22				U	mg/Kg		-0.15	0.15			
WG249661LCSS	LCSS	08/15/08 22:29	PCN30289	223		232	mg/Kg		183	264			
WG249661LCSSD	LCSSD	08/15/08 22:35	PCN30289	223		232.35	mg/Kg		183	264	0.2	20	
L70791-01MS	MS	08/15/08 22:48	MS080707-3	25	4.25	28.67	mg/Kg	97.7	75	125			
L70791-01MSD	MSD	08/15/08 22:54	MS080707-3	25	4.25	28.485	mg/Kg	96.9	75	125	0.65	20	
WG250091CCV1	CCV	08/15/08 23:13	MS080813-2	.05		.04904	mg/L	98.1	90	110			
WG250091CCB1	CCB	08/15/08 23:20				U	mg/L		-0.0003	0.0003			
L70791-11SDL	SDL	08/16/08 0:18			10.6	10.57	mg/Kg				0.3	10	
WG250091CCV2	CCV	08/16/08 0:31	MS080813-2	.05		.04935	mg/L	98.7	90	110			
WG250091CCB2	CCB	08/16/08 0:37				U	mg/L		-0.0003	0.0003			
WG250091CCV3	CCV	08/16/08 1:35	MS080813-2	.05		.04942	mg/L	98.8	90	110			
WG250091CCB3	CCB	08/16/08 1:41				U	mg/L		-0.0003	0.0003			

FMI Gold & Copper - Sierrita
Project ID: OJ07R9

ACZ Project ID: ***L70791***

Manganese, total (3050) M6010B ICP

ACZ ID	Type	Analyzed	PCN/SCN	QC	Sample	Found	Units	Rec	Lower	Upper	RPD	Limit	Qual
WG250054													
WG250054ICV	ICV	08/16/08 1:21	II080717-1	2		1.9774	mg/L	98.9	90	110			
WG250054ICB	ICB	08/16/08 1:25				U	mg/L		-0.015	0.015			
WG250054PQV	PQV	08/16/08 1:28	II080721-2	.025		.026	mg/L	104	70	130			
WG250054ICSABI	ICSAB	08/16/08 1:32	II080731-2	.2515		.2354	mg/L	93.6	80	120			
WG249661PBS	PBS	08/16/08 1:39				U	mg/Kg		-1.5	1.5			
WG249661LCSS	LCSS	08/16/08 1:43	PCN30289	368		374.84	mg/Kg		304	433			
WG249661LCSSD	LCSSD	08/16/08 1:47	PCN30289	368		370.19	mg/Kg		304	433	1.2	20	
WG250054CCV1	CCV	08/16/08 2:05	II080717-2	1		1.0316	mg/L	103.2	90	110			
WG250054CCB1	CCB	08/16/08 2:08				U	mg/L		-0.015	0.015			
WG250054CCV2	CCV	08/16/08 2:48	II080717-2	1		1.0261	mg/L	102.6	90	110			
WG250054CCB2	CCB	08/16/08 2:52				U	mg/L		-0.015	0.015			
L70791-20SDL	SDL	08/16/08 3:18			173	186.4	mg/Kg				7.7	10	
L70791-20MS	MS	08/16/08 3:21	II080730-2	50	173	273.71	mg/Kg	201.4	75	125			M3
L70791-20MSD	MSD	08/16/08 3:25	II080730-2	50	173	246.29	mg/Kg	146.6	75	125	10.55	20	M3
WG250054CCV3	CCV	08/16/08 3:28	II080717-2	1		1.017	mg/L	101.7	90	110			
WG250054CCB3	CCB	08/16/08 3:32				U	mg/L		-0.015	0.015			

Mercury, total M7471A CVAA

ACZ ID	Type	Analyzed	PCN/SCN	QC	Sample	Found	Units	Rec	Lower	Upper	RPD	Limit	Qual
WG249682													
WG249682ICV	ICV	08/11/08 14:16	II080721-4	.01002		.00965	mg/L	96.3	90	110			
WG249682ICB	ICB	08/11/08 14:18				U	mg/L		-0.0006	0.0006			
WG249682PBS	PBS	08/11/08 14:20				U	mg/Kg		-0.09	0.09			
WG249682LCSS	LCSS	08/11/08 14:23	PCN28813	5.8		4.56	mg/Kg		3.83	7.69			
WG249682LCSSD	LCSSD	08/11/08 14:25	PCN28813	5.8		5.16	mg/Kg		3.83	7.69	12.3	20	
L70791-01MS	MS	08/11/08 14:29	II080807-2	.99	U	.952	mg/Kg	96.2	85	115			
L70791-01MSD	MSD	08/11/08 14:31	II080807-2	1	U	.988	mg/Kg	98.8	85	115	3.71	20	
WG249682CCV1	CCV	08/11/08 14:42	II080721-4	.01002		.00956	mg/L	95.4	90	110			
WG249682CCB1	CCB	08/11/08 14:44				U	mg/L		-0.0006	0.0006			
WG249682CCV2	CCV	08/11/08 15:10	II080721-4	.01002		.00943	mg/L	94.1	90	110			
WG249682CCB2	CCB	08/11/08 15:13				U	mg/L		-0.0006	0.0006			
WG249682CCV3	CCV	08/11/08 15:26	II080721-4	.01002		.00961	mg/L	95.9	90	110			
WG249682CCB3	CCB	08/11/08 15:28				U	mg/L		-0.0006	0.0006			

FMI Gold & Copper - Sierrita
Project ID: OJ07R9

ACZ Project ID: ***L70791***

Molybdenum, total (3050) M6010B ICP

ACZ ID	Type	Analyzed	PCN/SCN	QC	Sample	Found	Units	Rec	Lower	Upper	RPD	Limit	Qual
WG250000													
WG250000ICV	ICV	08/14/08 23:02	II080717-1	2		1.956	mg/L	97.8	90	110			
WG250000ICB	ICB	08/14/08 23:06				U	mg/L		-0.03	0.03			
WG250000PQV	PQV	08/14/08 23:09	II080721-2	.05		.054	mg/L	108	70	130			
WG250000ICSAB	ICSAB	08/14/08 23:13	II080731-2	.5		.504	mg/L	100.8	80	120			
WG249661PBS	PBS	08/14/08 23:20				U	mg/Kg		-3	3			
WG249661LCSS	LCSS	08/14/08 23:23	PCN30289	107		110.4	mg/Kg		83.8	130			
WG249661LCSSD	LCSSD	08/14/08 23:27	PCN30289	107		118.5	mg/Kg		83.8	130	7.1	20	
WG250000CCV1	CCV	08/14/08 23:54	II080717-2	1		.994	mg/L	99.4	90	110			
WG250000CCB1	CCB	08/14/08 23:58				U	mg/L		-0.03	0.03			
WG250000CCV2	CCV	08/15/08 0:36	II080717-2	1		1.006	mg/L	100.6	90	110			
WG250000CCB2	CCB	08/15/08 0:39				U	mg/L		-0.03	0.03			
L70791-20SDL	SDL	08/15/08 0:53			145	154	mg/Kg				6.2	10	
L70791-20MS	MS	08/15/08 0:56	II080730-2	50	145	195.9	mg/Kg	101.8	75	125			
L70791-20MSD	MSD	08/15/08 1:00	II080730-2	50	145	194.2	mg/Kg	98.4	75	125	0.87	20	
WG250000CCV3	CCV	08/15/08 1:03	II080717-2	1		1.016	mg/L	101.6	90	110			
WG250000CCB3	CCB	08/15/08 1:07				U	mg/L		-0.03	0.03			

Nickel, total (3050) M6010B ICP

ACZ ID	Type	Analyzed	PCN/SCN	QC	Sample	Found	Units	Rec	Lower	Upper	RPD	Limit	Qual
WG250000													
WG250000ICV	ICV	08/14/08 23:02	II080717-1	2		2.07	mg/L	103.5	90	110			
WG250000ICB	ICB	08/14/08 23:06				U	mg/L		-0.03	0.03			
WG250000PQV	PQV	08/14/08 23:09	II080721-2	.05		.061	mg/L	122	70	130			
WG250000ICSAB	ICSAB	08/14/08 23:13	II080731-2	.5		.506	mg/L	101.2	80	120			
WG249661PBS	PBS	08/14/08 23:20				U	mg/Kg		-3	3			
WG249661LCSS	LCSS	08/14/08 23:23	PCN30289	172		189.8	mg/Kg		140	204			
WG249661LCSSD	LCSSD	08/14/08 23:27	PCN30289	172		202.7	mg/Kg		140	204	6.6	20	
WG250000CCV1	CCV	08/14/08 23:54	II080717-2	1		1.071	mg/L	107.1	90	110			
WG250000CCB1	CCB	08/14/08 23:58				U	mg/L		-0.03	0.03			
WG250000CCV2	CCV	08/15/08 0:36	II080717-2	1		1.083	mg/L	108.3	90	110			
WG250000CCB2	CCB	08/15/08 0:39				U	mg/L		-0.03	0.03			
L70791-20SDL	SDL	08/15/08 0:53			30	29	mg/Kg				3.3	10	
L70791-20MS	MS	08/15/08 0:56	II080730-2	49.85	30	83.8	mg/Kg	107.9	75	125			
L70791-20MSD	MSD	08/15/08 1:00	II080730-2	49.85	30	85.4	mg/Kg	111.1	75	125	1.89	20	
WG250000CCV3	CCV	08/15/08 1:03	II080717-2	1		1.104	mg/L	110.4	90	110			
WG250000CCB3	CCB	08/15/08 1:07				U	mg/L		-0.03	0.03			

FMI Gold & Copper - Sierrita
Project ID: OJ07R9

ACZ Project ID: ***L70791***

Selenium, total (3050) M6020 ICP-MS

ACZ ID	Type	Analyzed	PCN/SCN	QC	Sample	Found	Units	Rec	Lower	Upper	RPD	Limit	Qual
WG249797													
WG249797ICV	ICV	08/14/08 19:11	MS080722-4	.05		.05309	mg/L	106.2	90	110			
WG249797ICB	ICB	08/14/08 19:18				U	mg/L		-0.0003	0.0003			
WG249797ICSA	ICSA	08/14/08 19:24				U	mg/L		-0.0005	0.0005			
WG249797ICSAB	ICSAB	08/14/08 19:31	MS080708-1	.02		.02125	mg/L	106.3	80	120			
WG249661PBS	PBS	08/14/08 19:44				U	mg/Kg		-0.15	0.15			
WG249661LCSS	LCSS	08/14/08 19:51	PCN30289	147		163.45	mg/Kg		114	180			
WG249661LCSSD	LCSSD	08/14/08 19:58	PCN30289	147		178.25	mg/Kg		114	180	8.7	20	
L70791-01MS	MS	08/14/08 20:11	MS080707-3	12.5	.35	13.245	mg/Kg	103.2	75	125			
L70791-01MSD	MSD	08/14/08 20:17	MS080707-3	12.5	.35	12.73	mg/Kg	99	75	125	3.97	20	
WG249797CCV1	CCV	08/14/08 20:36	MS080722-4	.05		.05327	mg/L	106.5	90	110			
WG249797CCB1	CCB	08/14/08 20:43				U	mg/L		-0.0003	0.0003			
L70791-11SDL	SDL	08/14/08 21:41			.31	.31	mg/Kg				0	10	
WG249797CCV2	CCV	08/14/08 21:54	MS080722-4	.05		.05581	mg/L	111.6	90	110			VC
WG249797CCB2	CCB	08/14/08 22:01				U	mg/L		-0.0003	0.0003			
WG249797CCB3	CCB	08/14/08 23:05				U	mg/L		-0.0003	0.0003			
WG250395													
WG250395ICV	ICV	08/28/08 18:13	MS080813-2	.05		.05118	mg/L	102.4	90	110			
WG250395ICB	ICB	08/28/08 18:14				U	mg/L		-0.0003	0.0003			
WG250395ICSA	ICSA	08/28/08 18:16				U	mg/L		-0.0005	0.0005			
WG250395ICSAB	ICSAB	08/28/08 18:17	MS080821-2	.02		.01916	mg/L	95.8	80	120			
WG249661PBS	PBS	08/28/08 18:20				U	mg/Kg		-0.15	0.15			
WG249661LCSS	LCSS	08/28/08 18:21	PCN30289	147		163.25	mg/Kg		114	180			
WG249661LCSSD	LCSSD	08/28/08 18:23	PCN30289	147		164.95	mg/Kg		114	180	1	20	
L70791-01MS	MS	08/28/08 18:27	MS080707-3	12.5	.38	12.08	mg/Kg	93.6	75	125			
L70791-01MSD	MSD	08/28/08 18:28	MS080707-3	12.5	.38	12.09	mg/Kg	93.7	75	125	0.08	20	
WG250395CCV1	CCV	08/28/08 18:35	MS080813-2	.05		.0519	mg/L	103.8	90	110			
WG250395CCB1	CCB	08/28/08 18:36				U	mg/L		-0.0003	0.0003			
WG250395CCV2	CCV	08/28/08 18:52	MS080813-2	.05		.05314	mg/L	106.3	90	110			
WG250395CCB2	CCB	08/28/08 18:54				.0001	mg/L		-0.0003	0.0003			
L70791-20SDL	SDL	08/28/08 18:56			.4	.8	mg/Kg				100	10	ZB
WG250395CCV3	CCV	08/28/08 18:58	MS080813-2	.05		.05192	mg/L	103.8	90	110			
WG250395CCB3	CCB	08/28/08 18:59				.0001	mg/L		-0.0003	0.0003			

Solids, Percent CLPSOW390, PART F, D-98

ACZ ID	Type	Analyzed	PCN/SCN	QC	Sample	Found	Units	Rec	Lower	Upper	RPD	Limit	Qual
WG249031													
WG249031PBS	PBS	07/30/08 7:00				U	%		99.9	100.1			
L70791-01DUP	DUP	07/30/08 9:18			95.9	96.64	%				0.8	20	

FMI Gold & Copper - Sierrita
Project ID: OJ07R9

ACZ Project ID: ***L70791***

Thallium, total (3050) M6020 ICP-MS

ACZ ID	Type	Analyzed	PCN/SCN	QC	Sample	Found	Units	Rec	Lower	Upper	RPD	Limit	Qual
WG250091													
WG250091ICV	ICV	08/15/08 21:49	MS080813-2	.05		.05283	mg/L	105.7	90	110			
WG250091ICB	ICB	08/15/08 21:56				U	mg/L		-0.0003	0.0003			
WG250091ICSA	ICSA	08/15/08 22:02				U	mg/L		-0.0005	0.0005			
WG250091ICSAB	ICSAB	08/15/08 22:09	MS080708-1	.02004		.02004	mg/L	100	80	120			
WG249661PBS	PBS	08/15/08 22:22				U	mg/Kg		-0.15	0.15			
WG249661LCSS	LCSS	08/15/08 22:29	PCN30289	173		182.2	mg/Kg		140	205			
WG249661LCSSD	LCSSD	08/15/08 22:35	PCN30289	173		189.45	mg/Kg		140	205	3.9	20	
L70791-01MS	MS	08/15/08 22:48	MS080707-3	25.05	.26	23.94	mg/Kg	94.5	75	125			
L70791-01MSD	MSD	08/15/08 22:54	MS080707-3	25.05	.26	24.505	mg/Kg	96.8	75	125	2.33	20	
WG250091CCV1	CCV	08/15/08 23:13	MS080813-2	.05		.05319	mg/L	106.4	90	110			
WG250091CCB1	CCB	08/15/08 23:20				.00012	mg/L		-0.0003	0.0003			
L70791-11SDL	SDL	08/16/08 0:18			.21	U	mg/Kg					10	
WG250091CCV2	CCV	08/16/08 0:31	MS080813-2	.05		.05309	mg/L	106.2	90	110			
WG250091CCB2	CCB	08/16/08 0:37				U	mg/L		-0.0003	0.0003			
WG250091CCV3	CCV	08/16/08 1:35	MS080813-2	.05		.05253	mg/L	105.1	90	110			
WG250091CCB3	CCB	08/16/08 1:41				U	mg/L		-0.0003	0.0003			

Uranium, total (3050) M6020 ICP-MS

ACZ ID	Type	Analyzed	PCN/SCN	QC	Sample	Found	Units	Rec	Lower	Upper	RPD	Limit	Qual
WG249797													
WG249797ICV	ICV	08/14/08 19:11	MS080722-4	.05		.05224	mg/L	104.5	90	110			
WG249797ICB	ICB	08/14/08 19:18				U	mg/L		-0.0003	0.0003			
WG249797ICSA	ICSA	08/14/08 19:24				U	mg/L		-0.0005	0.0005			
WG249797ICSAB	ICSAB	08/14/08 19:31	MS080708-1	.02		.02246	mg/L	112.3	80	120			
WG249661PBS	PBS	08/14/08 19:44				U	mg/Kg		-0.15	0.15			
L70791-01MS	MS	08/14/08 20:11	MS080707-3	12.5	2.21	16.835	mg/Kg	117	75	125			
L70791-01MSD	MSD	08/14/08 20:17	MS080707-3	12.5	2.21	16.455	mg/Kg	114	75	125	2.28	20	
WG249797CCV1	CCV	08/14/08 20:36	MS080722-4	.05		.05503	mg/L	110.1	90	110			
WG249797CCB1	CCB	08/14/08 20:43				U	mg/L		-0.0003	0.0003			
L70791-11SDL	SDL	08/14/08 21:41			2.66	2.58	mg/Kg				3	10	
WG249797CCB2	CCB	08/14/08 22:01				U	mg/L		-0.0003	0.0003			
WG249797CCB3	CCB	08/14/08 23:05				U	mg/L		-0.0003	0.0003			
WG250091													
WG250091ICV	ICV	08/15/08 21:49	MS080813-2	.05		.04987	mg/L	99.7	90	110			
WG250091ICB	ICB	08/15/08 21:56				U	mg/L		-0.0003	0.0003			
WG250091ICSA	ICSA	08/15/08 22:02				U	mg/L		-0.0005	0.0005			
WG250091ICSAB	ICSAB	08/15/08 22:09	MS080708-1	.02		.02186	mg/L	109.3	80	120			
WG249661PBS	PBS	08/15/08 22:22				U	mg/Kg		-0.15	0.15			
L70791-01MS	MS	08/15/08 22:48	MS080707-3	12.5	2.01	14.775	mg/Kg	102.1	75	125			
L70791-01MSD	MSD	08/15/08 22:54	MS080707-3	12.5	2.01	14.67	mg/Kg	101.3	75	125	0.71	20	
WG250091CCV1	CCV	08/15/08 23:13	MS080813-2	.05		.04969	mg/L	99.4	90	110			
WG250091CCB1	CCB	08/15/08 23:20				U	mg/L		-0.0003	0.0003			
L70791-11SDL	SDL	08/16/08 0:18			2.44	2.38	mg/Kg				2.5	10	
WG250091CCV2	CCV	08/16/08 0:31	MS080813-2	.05		.05005	mg/L	100.1	90	110			
WG250091CCB2	CCB	08/16/08 0:37				U	mg/L		-0.0003	0.0003			
WG250091CCV3	CCV	08/16/08 1:35	MS080813-2	.05		.04921	mg/L	98.4	90	110			
WG250091CCB3	CCB	08/16/08 1:41				U	mg/L		-0.0003	0.0003			

FMI Gold & Copper - Sierrita
Project ID: OJ07R9

ACZ Project ID: ***L70791***

Zinc, total (3050) M6010B ICP

ACZ ID	Type	Analyzed	PCN/SCN	QC	Sample	Found	Units	Rec	Lower	Upper	RPD	Limit	Qual
WG250000													
WG250000ICV	ICV	08/14/08 23:02	II080717-1	2		1.967	mg/L	98.4	90	110			
WG250000ICB	ICB	08/14/08 23:06				U	mg/L		-0.03	0.03			
WG250000PQV	PQV	08/14/08 23:09	II080721-2	.05		.057	mg/L	114	70	130			
WG250000ICSAB	ICSAB	08/14/08 23:13	II080731-2	.505		.508	mg/L	100.6	80	120			
WG249661PBS	PBS	08/14/08 23:20				U	mg/Kg		-3	3			
WG249661LCSS	LCSS	08/14/08 23:23	PCN30289	349		360	mg/Kg		280	418			
WG249661LCSSD	LCSSD	08/14/08 23:27	PCN30289	349		366.2	mg/Kg		280	418	1.7	20	
WG250000CCV1	CCV	08/14/08 23:54	II080717-2	1		1.02	mg/L	102	90	110			
WG250000CCB1	CCB	08/14/08 23:58				U	mg/L		-0.03	0.03			
WG250000CCV2	CCV	08/15/08 0:36	II080717-2	1		1.04	mg/L	104	90	110			
WG250000CCB2	CCB	08/15/08 0:39				U	mg/L		-0.03	0.03			
L70791-20SDL	SDL	08/15/08 0:53			201	215.5	mg/Kg				7.2	10	
L70791-20MS	MS	08/15/08 0:56	II080730-2	50	201	271.8	mg/Kg	141.6	75	125			M3
L70791-20MSD	MSD	08/15/08 1:00	II080730-2	50	201	274.5	mg/Kg	147	75	125	0.99	20	M3
WG250000CCV3	CCV	08/15/08 1:03	II080717-2	1		1.066	mg/L	106.6	90	110			
WG250000CCB3	CCB	08/15/08 1:07				U	mg/L		-0.03	0.03			

FMI Gold & Copper - Sierrita ACZ Project ID: ***L70791***

ACZ ID	WORKNUM	PARAMETER	METHOD	QUAL	DESCRIPTION
L70791-01	WG250091	Antimony, total (3050)	M6020 ICP-MS	M2	Matrix spike recovery was low, the recovery of the associated control sample (LCS or LFB) was acceptable.
	WG250000	Barium, total (3050)	M6010B ICP	M1	Matrix spike recovery was high, the recovery of the associated control sample (LCS or LFB) was acceptable.
		Chromium, total (3050)	M6010B ICP	ZG	The ICP Serial Dilution was not used for data validation because the sample concentration was less than 50 times the MDL.
		Copper, total (3050)	M6010B ICP	M3	The spike recovery value is unusable since the analyte concentration in the sample is disproportionate to the spike level. The recovery of the associated control sample (LCS or LFB) was acceptable.
	WG250054	Manganese, total (3050)	M6010B ICP	M3	The spike recovery value is unusable since the analyte concentration in the sample is disproportionate to the spike level. The recovery of the associated control sample (LCS or LFB) was acceptable.
	WG250000	Zinc, total (3050)	M6010B ICP	M3	The spike recovery value is unusable since the analyte concentration in the sample is disproportionate to the spike level. The recovery of the associated control sample (LCS or LFB) was acceptable.
L70791-02	WG250091	Antimony, total (3050)	M6020 ICP-MS	M2	Matrix spike recovery was low, the recovery of the associated control sample (LCS or LFB) was acceptable.
	WG250000	Barium, total (3050)	M6010B ICP	M1	Matrix spike recovery was high, the recovery of the associated control sample (LCS or LFB) was acceptable.
		Chromium, total (3050)	M6010B ICP	ZG	The ICP Serial Dilution was not used for data validation because the sample concentration was less than 50 times the MDL.
		Copper, total (3050)	M6010B ICP	M3	The spike recovery value is unusable since the analyte concentration in the sample is disproportionate to the spike level. The recovery of the associated control sample (LCS or LFB) was acceptable.
	WG250054	Manganese, total (3050)	M6010B ICP	M3	The spike recovery value is unusable since the analyte concentration in the sample is disproportionate to the spike level. The recovery of the associated control sample (LCS or LFB) was acceptable.
	WG250000	Zinc, total (3050)	M6010B ICP	M3	The spike recovery value is unusable since the analyte concentration in the sample is disproportionate to the spike level. The recovery of the associated control sample (LCS or LFB) was acceptable.
L70791-03	WG250091	Antimony, total (3050)	M6020 ICP-MS	M2	Matrix spike recovery was low, the recovery of the associated control sample (LCS or LFB) was acceptable.
	WG250000	Barium, total (3050)	M6010B ICP	M1	Matrix spike recovery was high, the recovery of the associated control sample (LCS or LFB) was acceptable.
		Chromium, total (3050)	M6010B ICP	ZG	The ICP Serial Dilution was not used for data validation because the sample concentration was less than 50 times the MDL.
		Copper, total (3050)	M6010B ICP	M3	The spike recovery value is unusable since the analyte concentration in the sample is disproportionate to the spike level. The recovery of the associated control sample (LCS or LFB) was acceptable.
	WG250054	Manganese, total (3050)	M6010B ICP	M3	The spike recovery value is unusable since the analyte concentration in the sample is disproportionate to the spike level. The recovery of the associated control sample (LCS or LFB) was acceptable.
	WG250000	Zinc, total (3050)	M6010B ICP	M3	The spike recovery value is unusable since the analyte concentration in the sample is disproportionate to the spike level. The recovery of the associated control sample (LCS or LFB) was acceptable.

ACZ Laboratories, Inc.
2773 Downhill Drive Steamboat Springs, CO 80487 (800) 334-5493

Inorganic Extended Qualifier Report

FMI Gold & Copper - Sierrita ACZ Project ID: ***L70791***

ACZ ID	WORKNUM	PARAMETER	METHOD	QUAL	DESCRIPTION
L70791-04	WG250091	Antimony, total (3050)	M6020 ICP-MS	M2	Matrix spike recovery was low, the recovery of the associated control sample (LCS or LFB) was acceptable.
	WG250000	Barium, total (3050)	M6010B ICP	M1	Matrix spike recovery was high, the recovery of the associated control sample (LCS or LFB) was acceptable.
		Chromium, total (3050)	M6010B ICP	ZG	The ICP Serial Dilution was not used for data validation because the sample concentration was less than 50 times the MDL.
		Copper, total (3050)	M6010B ICP	M3	The spike recovery value is unusable since the analyte concentration in the sample is disproportionate to the spike level. The recovery of the associated control sample (LCS or LFB) was acceptable.
	WG250054	Manganese, total (3050)	M6010B ICP	M3	The spike recovery value is unusable since the analyte concentration in the sample is disproportionate to the spike level. The recovery of the associated control sample (LCS or LFB) was acceptable.
	WG249797	Selenium, total (3050)	M6020 ICP-MS	VC	CCV recovery was above the acceptance limits. Target analyte was not detected in the sample [< MDL].
	WG250000	Zinc, total (3050)	M6010B ICP	M3	The spike recovery value is unusable since the analyte concentration in the sample is disproportionate to the spike level. The recovery of the associated control sample (LCS or LFB) was acceptable.
L70791-05	WG250091	Antimony, total (3050)	M6020 ICP-MS	M2	Matrix spike recovery was low, the recovery of the associated control sample (LCS or LFB) was acceptable.
	WG250000	Barium, total (3050)	M6010B ICP	M1	Matrix spike recovery was high, the recovery of the associated control sample (LCS or LFB) was acceptable.
		Chromium, total (3050)	M6010B ICP	ZG	The ICP Serial Dilution was not used for data validation because the sample concentration was less than 50 times the MDL.
		Copper, total (3050)	M6010B ICP	M3	The spike recovery value is unusable since the analyte concentration in the sample is disproportionate to the spike level. The recovery of the associated control sample (LCS or LFB) was acceptable.
	WG250054	Manganese, total (3050)	M6010B ICP	M3	The spike recovery value is unusable since the analyte concentration in the sample is disproportionate to the spike level. The recovery of the associated control sample (LCS or LFB) was acceptable.
	WG250395	Selenium, total (3050)	M6020 ICP-MS	ZB	The ICP-MS Serial Dilution was not used for data validation because the sample concentration was less than 100 times the MDL.
	WG250000	Zinc, total (3050)	M6010B ICP	M3	The spike recovery value is unusable since the analyte concentration in the sample is disproportionate to the spike level. The recovery of the associated control sample (LCS or LFB) was acceptable.
L70791-06	WG250091	Antimony, total (3050)	M6020 ICP-MS	M2	Matrix spike recovery was low, the recovery of the associated control sample (LCS or LFB) was acceptable.
	WG250000	Barium, total (3050)	M6010B ICP	M1	Matrix spike recovery was high, the recovery of the associated control sample (LCS or LFB) was acceptable.
		Chromium, total (3050)	M6010B ICP	ZG	The ICP Serial Dilution was not used for data validation because the sample concentration was less than 50 times the MDL.
		Copper, total (3050)	M6010B ICP	M3	The spike recovery value is unusable since the analyte concentration in the sample is disproportionate to the spike level. The recovery of the associated control sample (LCS or LFB) was acceptable.
	WG250054	Manganese, total (3050)	M6010B ICP	M3	The spike recovery value is unusable since the analyte concentration in the sample is disproportionate to the spike level. The recovery of the associated control sample (LCS or LFB) was acceptable.
	WG250395	Selenium, total (3050)	M6020 ICP-MS	ZB	The ICP-MS Serial Dilution was not used for data validation because the sample concentration was less than 100 times the MDL.
	WG250000	Zinc, total (3050)	M6010B ICP	M3	The spike recovery value is unusable since the analyte concentration in the sample is disproportionate to the spike level. The recovery of the associated control sample (LCS or LFB) was acceptable.

FMI Gold & Copper - Sierrita ACZ Project ID: ***L70791***

ACZ ID	WORKNUM	PARAMETER	METHOD	QUAL	DESCRIPTION
L70791-07	WG250091	Antimony, total (3050)	M6020 ICP-MS	M2	Matrix spike recovery was low, the recovery of the associated control sample (LCS or LFB) was acceptable.
	WG250000	Barium, total (3050)	M6010B ICP	M1	Matrix spike recovery was high, the recovery of the associated control sample (LCS or LFB) was acceptable.
		Chromium, total (3050)	M6010B ICP	ZG	The ICP Serial Dilution was not used for data validation because the sample concentration was less than 50 times the MDL.
		Copper, total (3050)	M6010B ICP	M3	The spike recovery value is unusable since the analyte concentration in the sample is disproportionate to the spike level. The recovery of the associated control sample (LCS or LFB) was acceptable.
	WG250054	Manganese, total (3050)	M6010B ICP	M3	The spike recovery value is unusable since the analyte concentration in the sample is disproportionate to the spike level. The recovery of the associated control sample (LCS or LFB) was acceptable.
	WG250395	Selenium, total (3050)	M6020 ICP-MS	ZB	The ICP-MS Serial Dilution was not used for data validation because the sample concentration was less than 100 times the MDL.
	WG250000	Zinc, total (3050)	M6010B ICP	M3	The spike recovery value is unusable since the analyte concentration in the sample is disproportionate to the spike level. The recovery of the associated control sample (LCS or LFB) was acceptable.
L70791-08	WG250091	Antimony, total (3050)	M6020 ICP-MS	M2	Matrix spike recovery was low, the recovery of the associated control sample (LCS or LFB) was acceptable.
	WG250000	Barium, total (3050)	M6010B ICP	M1	Matrix spike recovery was high, the recovery of the associated control sample (LCS or LFB) was acceptable.
		Chromium, total (3050)	M6010B ICP	ZG	The ICP Serial Dilution was not used for data validation because the sample concentration was less than 50 times the MDL.
		Copper, total (3050)	M6010B ICP	M3	The spike recovery value is unusable since the analyte concentration in the sample is disproportionate to the spike level. The recovery of the associated control sample (LCS or LFB) was acceptable.
	WG250054	Manganese, total (3050)	M6010B ICP	M3	The spike recovery value is unusable since the analyte concentration in the sample is disproportionate to the spike level. The recovery of the associated control sample (LCS or LFB) was acceptable.
	WG250395	Selenium, total (3050)	M6020 ICP-MS	ZB	The ICP-MS Serial Dilution was not used for data validation because the sample concentration was less than 100 times the MDL.
	WG250000	Zinc, total (3050)	M6010B ICP	M3	The spike recovery value is unusable since the analyte concentration in the sample is disproportionate to the spike level. The recovery of the associated control sample (LCS or LFB) was acceptable.

ACZ Laboratories, Inc.
2773 Downhill Drive Steamboat Springs, CO 80487 (800) 334-5493

Inorganic Extended Qualifier Report

FMI Gold & Copper - Sierrita ACZ Project ID: ***L70791***

ACZ ID	WORKNUM	PARAMETER	METHOD	QUAL	DESCRIPTION
L70791-09	WG250091	Antimony, total (3050)	M6020 ICP-MS	M2	Matrix spike recovery was low, the recovery of the associated control sample (LCS or LFB) was acceptable.
	WG250000	Barium, total (3050)	M6010B ICP	M1	Matrix spike recovery was high, the recovery of the associated control sample (LCS or LFB) was acceptable.
		Chromium, total (3050)	M6010B ICP	ZG	The ICP Serial Dilution was not used for data validation because the sample concentration was less than 50 times the MDL.
		Copper, total (3050)	M6010B ICP	M3	The spike recovery value is unusable since the analyte concentration in the sample is disproportionate to the spike level. The recovery of the associated control sample (LCS or LFB) was acceptable.
	WG250054	Manganese, total (3050)	M6010B ICP	M3	The spike recovery value is unusable since the analyte concentration in the sample is disproportionate to the spike level. The recovery of the associated control sample (LCS or LFB) was acceptable.
	WG250395	Selenium, total (3050)	M6020 ICP-MS	ZB	The ICP-MS Serial Dilution was not used for data validation because the sample concentration was less than 100 times the MDL.
	WG250000	Zinc, total (3050)	M6010B ICP	M3	The spike recovery value is unusable since the analyte concentration in the sample is disproportionate to the spike level. The recovery of the associated control sample (LCS or LFB) was acceptable.
L70791-10	WG250091	Antimony, total (3050)	M6020 ICP-MS	M2	Matrix spike recovery was low, the recovery of the associated control sample (LCS or LFB) was acceptable.
	WG250000	Barium, total (3050)	M6010B ICP	M1	Matrix spike recovery was high, the recovery of the associated control sample (LCS or LFB) was acceptable.
		Chromium, total (3050)	M6010B ICP	ZG	The ICP Serial Dilution was not used for data validation because the sample concentration was less than 50 times the MDL.
		Copper, total (3050)	M6010B ICP	M3	The spike recovery value is unusable since the analyte concentration in the sample is disproportionate to the spike level. The recovery of the associated control sample (LCS or LFB) was acceptable.
	WG250054	Manganese, total (3050)	M6010B ICP	M3	The spike recovery value is unusable since the analyte concentration in the sample is disproportionate to the spike level. The recovery of the associated control sample (LCS or LFB) was acceptable.
	WG249797	Selenium, total (3050)	M6020 ICP-MS	VC	CCV recovery was above the acceptance limits. Target analyte was not detected in the sample [< MDL].
	WG250000	Zinc, total (3050)	M6010B ICP	M3	The spike recovery value is unusable since the analyte concentration in the sample is disproportionate to the spike level. The recovery of the associated control sample (LCS or LFB) was acceptable.
L70791-11	WG250091	Antimony, total (3050)	M6020 ICP-MS	M2	Matrix spike recovery was low, the recovery of the associated control sample (LCS or LFB) was acceptable.
	WG250000	Barium, total (3050)	M6010B ICP	M1	Matrix spike recovery was high, the recovery of the associated control sample (LCS or LFB) was acceptable.
		Chromium, total (3050)	M6010B ICP	ZG	The ICP Serial Dilution was not used for data validation because the sample concentration was less than 50 times the MDL.
		Copper, total (3050)	M6010B ICP	M3	The spike recovery value is unusable since the analyte concentration in the sample is disproportionate to the spike level. The recovery of the associated control sample (LCS or LFB) was acceptable.
	WG250054	Manganese, total (3050)	M6010B ICP	M3	The spike recovery value is unusable since the analyte concentration in the sample is disproportionate to the spike level. The recovery of the associated control sample (LCS or LFB) was acceptable.
	WG250395	Selenium, total (3050)	M6020 ICP-MS	ZB	The ICP-MS Serial Dilution was not used for data validation because the sample concentration was less than 100 times the MDL.
	WG250000	Zinc, total (3050)	M6010B ICP	M3	The spike recovery value is unusable since the analyte concentration in the sample is disproportionate to the spike level. The recovery of the associated control sample (LCS or LFB) was acceptable.

ACZ Laboratories, Inc.
2773 Downhill Drive Steamboat Springs, CO 80487 (800) 334-5493

Inorganic Extended Qualifier Report

FMI Gold & Copper - Sierrita ACZ Project ID: ***L70791***

ACZ ID	WORKNUM	PARAMETER	METHOD	QUAL	DESCRIPTION
L70791-12	WG250091	Antimony, total (3050)	M6020 ICP-MS	M2	Matrix spike recovery was low, the recovery of the associated control sample (LCS or LFB) was acceptable.
	WG250000	Barium, total (3050)	M6010B ICP	M1	Matrix spike recovery was high, the recovery of the associated control sample (LCS or LFB) was acceptable.
		Chromium, total (3050)	M6010B ICP	ZG	The ICP Serial Dilution was not used for data validation because the sample concentration was less than 50 times the MDL.
		Copper, total (3050)	M6010B ICP	M3	The spike recovery value is unusable since the analyte concentration in the sample is disproportionate to the spike level. The recovery of the associated control sample (LCS or LFB) was acceptable.
	WG250054	Manganese, total (3050)	M6010B ICP	M3	The spike recovery value is unusable since the analyte concentration in the sample is disproportionate to the spike level. The recovery of the associated control sample (LCS or LFB) was acceptable.
	WG249797	Selenium, total (3050)	M6020 ICP-MS	VC	CCV recovery was above the acceptance limits. Target analyte was not detected in the sample [< MDL].
	WG250000	Zinc, total (3050)	M6010B ICP	M3	The spike recovery value is unusable since the analyte concentration in the sample is disproportionate to the spike level. The recovery of the associated control sample (LCS or LFB) was acceptable.
L70791-13	WG250091	Antimony, total (3050)	M6020 ICP-MS	M2	Matrix spike recovery was low, the recovery of the associated control sample (LCS or LFB) was acceptable.
	WG250196	Arsenic, total (3050)	M6020 ICP-MS	ZB	The ICP-MS Serial Dilution was not used for data validation because the sample concentration was less than 100 times the MDL.
	WG250000	Barium, total (3050)	M6010B ICP	M1	Matrix spike recovery was high, the recovery of the associated control sample (LCS or LFB) was acceptable.
		Chromium, total (3050)	M6010B ICP	ZG	The ICP Serial Dilution was not used for data validation because the sample concentration was less than 50 times the MDL.
		Copper, total (3050)	M6010B ICP	M3	The spike recovery value is unusable since the analyte concentration in the sample is disproportionate to the spike level. The recovery of the associated control sample (LCS or LFB) was acceptable.
	WG250054	Manganese, total (3050)	M6010B ICP	M3	The spike recovery value is unusable since the analyte concentration in the sample is disproportionate to the spike level. The recovery of the associated control sample (LCS or LFB) was acceptable.
	WG250395	Selenium, total (3050)	M6020 ICP-MS	ZB	The ICP-MS Serial Dilution was not used for data validation because the sample concentration was less than 100 times the MDL.
	WG250000	Zinc, total (3050)	M6010B ICP	M3	The spike recovery value is unusable since the analyte concentration in the sample is disproportionate to the spike level. The recovery of the associated control sample (LCS or LFB) was acceptable.

ACZ Laboratories, Inc.
2773 Downhill Drive Steamboat Springs, CO 80487 (800) 334-5493

Inorganic Extended Qualifier Report

FMI Gold & Copper - Sierrita ACZ Project ID: ***L70791***

ACZ ID	WORKNUM	PARAMETER	METHOD	QUAL	DESCRIPTION
L70791-14	WG250091	Antimony, total (3050)	M6020 ICP-MS	M2	Matrix spike recovery was low, the recovery of the associated control sample (LCS or LFB) was acceptable.
	WG250196	Arsenic, total (3050)	M6020 ICP-MS	ZB	The ICP-MS Serial Dilution was not used for data validation because the sample concentration was less than 100 times the MDL.
	WG250000	Barium, total (3050)	M6010B ICP	M1	Matrix spike recovery was high, the recovery of the associated control sample (LCS or LFB) was acceptable.
		Chromium, total (3050)	M6010B ICP	ZG	The ICP Serial Dilution was not used for data validation because the sample concentration was less than 50 times the MDL.
		Copper, total (3050)	M6010B ICP	M3	The spike recovery value is unusable since the analyte concentration in the sample is disproportionate to the spike level. The recovery of the associated control sample (LCS or LFB) was acceptable.
	WG250054	Manganese, total (3050)	M6010B ICP	M3	The spike recovery value is unusable since the analyte concentration in the sample is disproportionate to the spike level. The recovery of the associated control sample (LCS or LFB) was acceptable.
	WG250395	Selenium, total (3050)	M6020 ICP-MS	ZB	The ICP-MS Serial Dilution was not used for data validation because the sample concentration was less than 100 times the MDL.
	WG250000	Zinc, total (3050)	M6010B ICP	M3	The spike recovery value is unusable since the analyte concentration in the sample is disproportionate to the spike level. The recovery of the associated control sample (LCS or LFB) was acceptable.
L70791-15	WG250091	Antimony, total (3050)	M6020 ICP-MS	M2	Matrix spike recovery was low, the recovery of the associated control sample (LCS or LFB) was acceptable.
	WG250196	Arsenic, total (3050)	M6020 ICP-MS	ZB	The ICP-MS Serial Dilution was not used for data validation because the sample concentration was less than 100 times the MDL.
	WG250000	Barium, total (3050)	M6010B ICP	M1	Matrix spike recovery was high, the recovery of the associated control sample (LCS or LFB) was acceptable.
		Chromium, total (3050)	M6010B ICP	ZG	The ICP Serial Dilution was not used for data validation because the sample concentration was less than 50 times the MDL.
		Copper, total (3050)	M6010B ICP	M3	The spike recovery value is unusable since the analyte concentration in the sample is disproportionate to the spike level. The recovery of the associated control sample (LCS or LFB) was acceptable.
	WG250054	Manganese, total (3050)	M6010B ICP	M3	The spike recovery value is unusable since the analyte concentration in the sample is disproportionate to the spike level. The recovery of the associated control sample (LCS or LFB) was acceptable.
	WG250395	Selenium, total (3050)	M6020 ICP-MS	ZB	The ICP-MS Serial Dilution was not used for data validation because the sample concentration was less than 100 times the MDL.
	WG250000	Zinc, total (3050)	M6010B ICP	M3	The spike recovery value is unusable since the analyte concentration in the sample is disproportionate to the spike level. The recovery of the associated control sample (LCS or LFB) was acceptable.

FMI Gold & Copper - Sierrita ACZ Project ID: ***L70791***

ACZ ID	WORKNUM	PARAMETER	METHOD	QUAL	DESCRIPTION
L70791-16	WG250091	Antimony, total (3050)	M6020 ICP-MS	M2	Matrix spike recovery was low, the recovery of the associated control sample (LCS or LFB) was acceptable.
	WG250196	Arsenic, total (3050)	M6020 ICP-MS	ZB	The ICP-MS Serial Dilution was not used for data validation because the sample concentration was less than 100 times the MDL.
	WG250000	Barium, total (3050)	M6010B ICP	M1	Matrix spike recovery was high, the recovery of the associated control sample (LCS or LFB) was acceptable.
		Chromium, total (3050)	M6010B ICP	ZG	The ICP Serial Dilution was not used for data validation because the sample concentration was less than 50 times the MDL.
		Copper, total (3050)	M6010B ICP	M3	The spike recovery value is unusable since the analyte concentration in the sample is disproportionate to the spike level. The recovery of the associated control sample (LCS or LFB) was acceptable.
	WG250054	Manganese, total (3050)	M6010B ICP	M3	The spike recovery value is unusable since the analyte concentration in the sample is disproportionate to the spike level. The recovery of the associated control sample (LCS or LFB) was acceptable.
	WG250395	Selenium, total (3050)	M6020 ICP-MS	ZB	The ICP-MS Serial Dilution was not used for data validation because the sample concentration was less than 100 times the MDL.
	WG250000	Zinc, total (3050)	M6010B ICP	M3	The spike recovery value is unusable since the analyte concentration in the sample is disproportionate to the spike level. The recovery of the associated control sample (LCS or LFB) was acceptable.
L70791-17	WG250091	Antimony, total (3050)	M6020 ICP-MS	M2	Matrix spike recovery was low, the recovery of the associated control sample (LCS or LFB) was acceptable.
	WG250196	Arsenic, total (3050)	M6020 ICP-MS	ZB	The ICP-MS Serial Dilution was not used for data validation because the sample concentration was less than 100 times the MDL.
	WG250000	Barium, total (3050)	M6010B ICP	M1	Matrix spike recovery was high, the recovery of the associated control sample (LCS or LFB) was acceptable.
		Chromium, total (3050)	M6010B ICP	ZG	The ICP Serial Dilution was not used for data validation because the sample concentration was less than 50 times the MDL.
		Copper, total (3050)	M6010B ICP	M3	The spike recovery value is unusable since the analyte concentration in the sample is disproportionate to the spike level. The recovery of the associated control sample (LCS or LFB) was acceptable.
	WG250054	Manganese, total (3050)	M6010B ICP	M3	The spike recovery value is unusable since the analyte concentration in the sample is disproportionate to the spike level. The recovery of the associated control sample (LCS or LFB) was acceptable.
	WG250395	Selenium, total (3050)	M6020 ICP-MS	ZB	The ICP-MS Serial Dilution was not used for data validation because the sample concentration was less than 100 times the MDL.
	WG250000	Zinc, total (3050)	M6010B ICP	M3	The spike recovery value is unusable since the analyte concentration in the sample is disproportionate to the spike level. The recovery of the associated control sample (LCS or LFB) was acceptable.

ACZ Laboratories, Inc.
2773 Downhill Drive Steamboat Springs, CO 80487 (800) 334-5493

Inorganic Extended Qualifier Report

FMI Gold & Copper - Sierrita ACZ Project ID: ***L70791***

ACZ ID	WORKNUM	PARAMETER	METHOD	QUAL	DESCRIPTION
L70791-18	WG250091	Antimony, total (3050)	M6020 ICP-MS	M2	Matrix spike recovery was low, the recovery of the associated control sample (LCS or LFB) was acceptable.
	WG250196	Arsenic, total (3050)	M6020 ICP-MS	ZB	The ICP-MS Serial Dilution was not used for data validation because the sample concentration was less than 100 times the MDL.
	WG250000	Barium, total (3050)	M6010B ICP	M1	Matrix spike recovery was high, the recovery of the associated control sample (LCS or LFB) was acceptable.
		Chromium, total (3050)	M6010B ICP	ZG	The ICP Serial Dilution was not used for data validation because the sample concentration was less than 50 times the MDL.
		Copper, total (3050)	M6010B ICP	M3	The spike recovery value is unusable since the analyte concentration in the sample is disproportionate to the spike level. The recovery of the associated control sample (LCS or LFB) was acceptable.
	WG250054	Manganese, total (3050)	M6010B ICP	M3	The spike recovery value is unusable since the analyte concentration in the sample is disproportionate to the spike level. The recovery of the associated control sample (LCS or LFB) was acceptable.
	WG250395	Selenium, total (3050)	M6020 ICP-MS	ZB	The ICP-MS Serial Dilution was not used for data validation because the sample concentration was less than 100 times the MDL.
	WG250000	Zinc, total (3050)	M6010B ICP	M3	The spike recovery value is unusable since the analyte concentration in the sample is disproportionate to the spike level. The recovery of the associated control sample (LCS or LFB) was acceptable.
L70791-19	WG250091	Antimony, total (3050)	M6020 ICP-MS	M2	Matrix spike recovery was low, the recovery of the associated control sample (LCS or LFB) was acceptable.
	WG250196	Arsenic, total (3050)	M6020 ICP-MS	ZB	The ICP-MS Serial Dilution was not used for data validation because the sample concentration was less than 100 times the MDL.
	WG250000	Barium, total (3050)	M6010B ICP	M1	Matrix spike recovery was high, the recovery of the associated control sample (LCS or LFB) was acceptable.
		Chromium, total (3050)	M6010B ICP	ZG	The ICP Serial Dilution was not used for data validation because the sample concentration was less than 50 times the MDL.
		Copper, total (3050)	M6010B ICP	M3	The spike recovery value is unusable since the analyte concentration in the sample is disproportionate to the spike level. The recovery of the associated control sample (LCS or LFB) was acceptable.
	WG250054	Manganese, total (3050)	M6010B ICP	M3	The spike recovery value is unusable since the analyte concentration in the sample is disproportionate to the spike level. The recovery of the associated control sample (LCS or LFB) was acceptable.
	WG250395	Selenium, total (3050)	M6020 ICP-MS	ZB	The ICP-MS Serial Dilution was not used for data validation because the sample concentration was less than 100 times the MDL.
	WG250000	Zinc, total (3050)	M6010B ICP	M3	The spike recovery value is unusable since the analyte concentration in the sample is disproportionate to the spike level. The recovery of the associated control sample (LCS or LFB) was acceptable.

ACZ Laboratories, Inc.
2773 Downhill Drive Steamboat Springs, CO 80487 (800) 334-5493

Inorganic Extended Qualifier Report

FMI Gold & Copper - Sierrita ACZ Project ID: ***L70791***

ACZ ID	WORKNUM	PARAMETER	METHOD	QUAL	DESCRIPTION
L70791-20	WG250091	Antimony, total (3050)	M6020 ICP-MS	M2	Matrix spike recovery was low, the recovery of the associated control sample (LCS or LFB) was acceptable.
	WG250196	Arsenic, total (3050)	M6020 ICP-MS	ZB	The ICP-MS Serial Dilution was not used for data validation because the sample concentration was less than 100 times the MDL.
	WG250000	Barium, total (3050)	M6010B ICP	M1	Matrix spike recovery was high, the recovery of the associated control sample (LCS or LFB) was acceptable.
		Chromium, total (3050)	M6010B ICP	ZG	The ICP Serial Dilution was not used for data validation because the sample concentration was less than 50 times the MDL.
		Copper, total (3050)	M6010B ICP	M3	The spike recovery value is unusable since the analyte concentration in the sample is disproportionate to the spike level. The recovery of the associated control sample (LCS or LFB) was acceptable.
	WG250054	Manganese, total (3050)	M6010B ICP	M3	The spike recovery value is unusable since the analyte concentration in the sample is disproportionate to the spike level. The recovery of the associated control sample (LCS or LFB) was acceptable.
	WG250395	Selenium, total (3050)	M6020 ICP-MS	ZB	The ICP-MS Serial Dilution was not used for data validation because the sample concentration was less than 100 times the MDL.
	WG250000	Zinc, total (3050)	M6010B ICP	M3	The spike recovery value is unusable since the analyte concentration in the sample is disproportionate to the spike level. The recovery of the associated control sample (LCS or LFB) was acceptable.

FMI Gold & Copper - Sierrita ACZ Project ID: ***L70791***

Metals Analysis

The following parameters are not offered for certification or are not covered by NELAC certificate #ACZ.

Uranium, total (3050)	M6020 ICP-MS

Soil Analysis

The following parameters are not offered for certification or are not covered by NELAC certificate #ACZ.

Solids, Percent	CLPSOW390, PART F, D-98

ICPMS Total 3050

QC List Type: QC-ICPMS-846
QCListMatClass: SOLID
Bench Sheet List:
QC Ref: MA-ICPMS-T-846
Group ID: MA-G-MS-3050
Method Ref: M6020
SOP Ref: SOPII022

WG250091

ACZ Laboratories, Inc

Instrument ID: ICPMS5
Analyst: MSH
ACZ Dept: 33
Create Date: 8/15/2008 3:58:33 PM
Start Date/Time: 8-15-08
End Date/Time: 8-18-08

SEQ	ACZ ID	Client ID	SubSX	Pri	EC	TDS	AS MS 3050	PB MS 3050	SB MS 3050	SE MS 3050	TL MS 3050	U MS 3050	Dilution
1	WG250091ICV	MS080813-2					✓	✓	✓	✓	✓	✓	1
2	WG250091ICB	NONE					✓	✓	✓	✓	✓	✓	1
3	WG250091ICSA	MS080708-2					✓	✓	✓	✓	✓	✓	1
4	WG250091ICSAB	MS080708-1					✓	✓	✓	✓	✓	✓	1
5	WG250091WASH	NONE					✓	✓	✓	✓	✓	✓	1
6	WG249661PBS	NONE					✓	✓	✓	✓	✓	✓	500
7	WG249661LCSS	PCN30289					✓	✓	✓	✓	✓		5000
8	WG249661LCSSD	PCN30289					✓	✓	✓	✓	✓		5000
9	L70791-01	CP-Q09-0-1							✓				500
10	L70791-01MS	MS080707-3					✓	✓	✓	✓	✓	✓	500
11	L70791-01MSD	MS080707-3					✓	✓	✓	✓	✓	✓	500
12	L70791-02	CP-Q09-1-3							✓		✓		500
13	WG250091CCV1	MS080807-4					✓	✓	✓	✓	✓	✓	1
14	WG250091CCB1	NONE					✓	✓	✓	✓	✓	✓	1
15	L70791-03	CP-SD-07-0-1.5							✓		✓		505
16	L70791-04	CP-SD-07-1.5-3.0							✓		✓	✓	500
17	L70791-05	CP-P12-0-1							✓	✓	✓	✓	500
18	L70791-06	CP-P12-1-3							✓	✓	✓	✓	505
19	L70791-07	CP-SD-08-0-1.5							✓	✓	✓	✓	505
20	L70791-08	CP-SD-08-1.5-3.0							✓	✓	✓	✓	500
21	L70791-09	CP-SD-10-0-1.5							✓	✓	✓	✓	500
22	L70791-10	CP-SD-10-1.5-3.0							✓		✓	✓	500

Report Comments:

Internal Comments

AREV: MSH 8-18-08
Initials, Date

SREV: JS 8-20-08
Initials, Date

81508

8-21-08

ICPMS Total 3050

WG250091

ACZ Laboratories, Inc

QC List Type: QC-ICPMS-846
QCListMatClass: SOLID
Bench Sheet List:
QC Ref: MA-ICPMS-T-846
Group ID: MA-G-MS-3050
Method Ref: M6020
SOP Ref: SOPII022

Instrument ID: ICPMS5
Analyst:
ACZ Dept: 33
Create Date: 8/15/2008 3:58:33 PM
Start Date/Time:
End Date/Time:

SEQ	ACZ ID	Client ID	SubSX	Pri	EC	TDS	AS MS 3050	PB MS 3050	SB MS 3050	SE MS 3050	TL MS 3050	U MS 3050	Dilution
23	L70791-11	CP-SD-09-0-1.5					☐	☐	✓	✓	✓	✓	500
24	L70791-11SDL	NONE					✓	✓	✓	✓	✓	✓	500
25	WG250091CCV2	MS080807-4					✓	✓	✓	✓	✓	✓	1
26	WG250091CCB2	NONE					✓	✓	✓	✓	✓	✓	1
27	L70791-12	CP-SD-09-1.5-3.0					☐	☐	✓	☐	✓	✓	500
28	L70791-13	OD-SD-01-0-1.5					✓	☐	✓	✓	✓	✓	500
29	L70791-14	OD-SD-01-1.5-3.0					✓	☐	✓	✓	✓	✓	500
30	L70791-15	OD-SD-02-0-1.5					✓	☐	✓	✓	✓	✓	500
31	L70791-16	OD-SD-02-1.5-3.0					✓	☐	✓	✓	✓	✓	500
32	L70791-17	OD-SD-04-0-1.5					✓	☐	✓	✓	✓	✓	500
33	L70791-18	OD-SD-04-1.5-3.0					✓	☐	✓	✓	✓	✓	500
34	L70791-19	OD-SD-03-0-1.5					✓	☐	✓	✓	✓	✓	500
35	L70791-20	OD-SD-03-1.5-3.0					✓	✓	✓	✓	✓	✓	~~500~~ 1000X ? Pb MS4 5.501
36	WG250091CCV3	MS080807-4					✓	✓	✓	✓	✓	✓	1
37	WG250091CCB3	NONE					✓	✓	✓	✓	✓	✓	1

Report Comments:

AREV:
Initials, Date

Internal Comments

SREV:
Initials, Date

81508

ICPMS Total 3050

QC List Type: QC-ICPMS-846
QCListMatClass: SOLID
Bench Sheet List:
QC Ref: MA-ICPMS-T-846
Group ID: MA-G-MS-3050
Method Ref: M6020
SOP Ref: SOPII022

WG250091

ACZ Laboratories, Inc

Instrument ID: ICPMS5
Analyst:
ACZ Dept: 33
Create Date: 8/15/2008 3:58:33 PM
Start Date/Time:
End Date/Time:

Sample	Login Comments
L70791-01	16OZ SJ(INORG WALKIN)
L70791-02	16OZ SJ(INORG WALKIN)
L70791-03	16OZ SJ(INORG WALKIN)
L70791-04	16OZ SJ(INORG WALKIN)
L70791-05	16OZ SJ(INORG WALKIN)
L70791-06	16OZ SJ(INORG WALKIN)
L70791-07	16OZ SJ(INORG WALKIN)
L70791-08	16OZ SJ(INORG WALKIN)
L70791-09	16OZ SJ(INORG WALKIN)
L70791-10	16OZ SJ(INORG WALKIN)
L70791-11	16OZ SJ(INORG WALKIN)
L70791-12	16OZ SJ(INORG WALKIN)
L70791-13	16OZ SJ(INORG WALKIN)
L70791-14	16OZ SJ(INORG WALKIN)
L70791-15	16OZ SJ(INORG WALKIN)
L70791-16	16OZ SJ(INORG WALKIN)
L70791-17	16OZ SJ(INORG WALKIN)
L70791-18	16OZ SJ(INORG WALKIN)
L70791-19	16OZ SJ(INORG WALKIN)
L70791-20	16OZ SJ(INORG WALKIN)

Report Comments:

AREV:
Initials, Date

Internal Comments

SREV:
Initials, Date

81508

ACZ Laboratories, Inc.
ICPMS DATA REVIEW CHECKLIST

AREV: MSH
Date: 8-18-08

SREV: [illegible]
Date: 8-20-08

Workgroup: WG 250091
Sample Type: T3.50
Analysis Date: 8-15-08
Analyst: MSH

	Yes	No	N/A
1) Is the instrument ID on the bench sheet correct?	✓		
2) Has a passing method tune been performed within 24 hours?	✓		
3) Was the low calibration point dropped? If yes, notify PM of change to PQLs.		✓	
4) Is the linear regression ≥0.995 for the analytes of interest?	✓		
5) Was the PQV standard analyzed & evaluated for DW samples ? (Fail in LIMS if no DW sxs in WG.)	✓		
6) Do the dilution factors on the benchsheet match the sequence in the raw data?	✓		
7) Is any sample analyzed on dilution appropriately "D" qualified (not required for o-cal, EC, TDS)?	✓		
8) Is the correct sub-sample type entered on the bench sheet (if different than SOP)?	✓		
9) Are the % Recoveries of the internal standards within the method limits?	✓		
10) Are all of the QC critera listed in LIMS within specified limits?		✓	
11) Are all samples requiring re-analysis / re-digestion at REDO / REDX status?	✓		
12) Are all errors properly crossed out (i.e. single-line, dated & initialed)?	✓		
13) Is a current standard/reagent form attached to the workgroup?	✓		
14) **FOR SREV**: QA/QC approval for initial training or 2 sets of initials for WG & LIMS?	✓		

For any of the items listed above that are checked "No" state the corrective action/explanation below.

QC/Sample ID	Analytical Problem	Corrective action
ICV	As, Se	Redo
791-01/MS	Sb, Mo 41	A2

FRMII012.02.08.10

ACZ LABORATORIES, INC.
Standards/Reagents Information
ICPMS, Methods 6020 and 200.8

Calibration Standards

6020/200.8 Stock #1: MS080714-6 SCN
6020/200.8 Stock #2: MS080714-7 SCN
6020/200.8 Ag/Sb Stock: MS080814-1 SCN

INT. STD.: MS080804-2 SCN

PQV: MS080730-2 SCN
EXP. 8/31/08

Nitric Acid: 30204 PCN

Hydrochloric Acid: 30082 PCN

ACZ Laboratories, Inc.
ICPMS DATA REVIEW CHECKLIST

AREV: MSH
Date: 8-14-08

SREV:
Date:

Workgroup: WG249797
Sample Type: T3050
Analysis Date: 8-14-08
Analyst: MSH

	Yes	No	N/A
1) Is the instrument ID on the bench sheet correct?	✓		
2) Has a passing method tune been performed within 24 hours?	✓		
3) Was the low calibration point dropped? If yes, notify PM of change to PQLs.		✓	
4) Is the linear regression ≥0.995 for the analytes of interest?	✓		
5) Was the PQV standard analyzed & evaluated for DW samples ? (Fail in LIMS if no DW sxs in WG.)	✓		
6) Do the dilution factors on the benchsheet match the sequence in the raw data?	✓		
7) Is any sample analyzed on dilution appropriately "D" qualified (not required for o-cal, EC, TDS)?	✓		
8) Is the correct sub-sample type entered on the bench sheet (if different than SOP)?	✓		
9) Are the % Recoveries of the internal standards within the method limits?	✓		
10) Are all of the QC critera listed in LIMS within specified limits?		✓	
11) Are all samples requiring re-analysis / re-digestion at REDO / REDX status?	✓		
12) Are all errors properly crossed out (i.e. single-line, dated & initialed)?	✓		
13) Is a current standard/reagent form attached to the workgroup?	✓		
14) **FOR SREV**: QA/QC approval for initial training or 2 sets of initials for WG & LIMS?	✓		

For any of the items listed above that are checked "No" state the corrective action/explanation below.

QC/Sample ID	Analytical Problem	Corrective action
Sb	CAL STDs off	Redo Sb
CCV1	Tl=113	Redo SXs
SDL	Tl=23	Redo
CCV2	Se	Redo
	Tl	Redo
	U	Redo
CCV3	As Sb Se Tl U	Redo
791-20	Pb=511	Redo 10X @ Bench

FRMII012.02.08.10

ICPMS Total 3050

QC List Type: QC-ICPMS-846
QCListMatClass: SOLID
Bench Sheet List:
QC Ref: MA-ICPMS-T-846
Group ID: MA-G-MS-4-3050
Method Ref: M6020
SOP Ref: SOPII022

WG249797

ACZ Laboratories, Inc

Instrument ID: ICPMS4 5
Analyst: MSH
ACZ Dept: 33
Create Date: 8/11/2008 5:01:02 PM
Start Date/Time: 8-11-08
End Date/Time: 8-15-08

SE Q	ACZ ID	Client ID	SubSX	Pri	EC	TDS	AS MS 3050	PB MS 3050	SB MS 3050	SE MS 3050	TL MS 3050	U MS 3050	Dilution
1	WG249797ICV	MS080722-4					☑	☑	☑	☑	☑	☑	1
2	WG249797ICB	NONE					☑	☑	☑	☑	☑	☑	1
3	WG249797ICSA	MS080708-2					☑	☑	☑	☑	☑	☑	1
4	WG249797ICSAB	MS080708-1					☑	☑	☑	☑	☑	☑	1
5	WG249797WASH	NONE					☑	☑	☑	☑	☑	☑	1
6	WG249661PBS	NONE					☑	☑	☑	☑	☑	☑	500
7	WG249661LCSS	PCN30289					☑	☑	☑	☑	☑	☐	5000
8	WG249661LCSSD	PCN30289					☑	☑	☑	☑	☑	☐	5000
9	L70791-01	CP-Q09-0-1					☑	☑	☑	☑	☑	☑	500
10	L70791-01MS	MS080707-3					☑	☑	☑	☑	☑	☑	500
11	L70791-01MSD	MS080707-3					☑	☑	☑	☑	☑	☑	500
12	L70791-02	CP-Q09-1-3					☑	☑	☑	☑	☑	☑	500
13	WG249797CCV1	MS080722-2					☑	☑	☑	☑	☑	☑	1
14	WG249797CCB1	NONE					☑	☑	☑	☑	☑	☑	1
15	L70791-03	CP-SD-07-0-1.5					☑	☑	☑	☑	☑	☑	505
16	L70791-04	CP-SD-07-1.5-3.0					☑	☑	☑	☑	☑	☑	500
17	L70791-05	CP-P12-0-1					☑	☑	☑	☑	☑	☑	500
18	L70791-06	CP-P12-1-3					☑	☑	☑	☑	☑	☑	505
19	L70791-07	CP-SD-08-0-1.5					☑	☑	☑	☑	☑	☑	505
20	L70791-08	CP-SD-08-1.5-3.0					☑	☑	☑	☑	☑	☑	500
21	L70791-09	CP-SD-10-0-1.5					☑	☑	☑	☑	☑	☑	500
22	L70791-10	CP-SD-10-1.5-3.0					☑	☑	☑	☑	☑	☑	500

Report Comments:

Internal Comments

AREV: MSH 8-15-08
Initials, Date

SREV:
Initials, Date

81508

ICPMS Total 3050

QC List Type: QC-ICPMS-846
QCListMatClass: SOLID
Bench Sheet List:
QC Ref: MA-ICPMS-T-846
Group ID: MA-G-MS-4-3050
Method Ref: M6020
SOP Ref: SOPII022

WG249797

ACZ Laboratories, Inc

Instrument ID: ICPMS4
Analyst:
ACZ Dept: 33
Create Date: 8/11/2008 5:01:02 PM
Start Date/Time:
End Date/Time:

SEQ	ACZ ID	Client ID	SubSX	Pri	EC	TDS	AS MS 3050	PB MS 3050	SB MS 3050	SE MS 3050	TL MS 3050	U MS 3050	Dilution
23	L70791-11	CP-SD-09-0-1.5					✓	✓	✓	✓	✓	✓	500
24	L70791-11SDL	NONE					✓	✓	✓	✓	✓	✓	500
25	WG249797CCV2	MS080722-2					✓	✓	✓	✓	✓	✓	1
26	WG249797CCB2	NONE					✓	✓	✓	✓	✓	✓	1
27	L70791-12	CP-SD-09-1.5-3.0					✓	✓	✓	✓	✓	✓	500
28	L70791-13	OD-SD-01-0-1.5					✓	✓	✓	✓	✓	✓	500
29	L70791-14	OD-SD-01-1.5-3.0					✓	✓	✓	✓	✓	✓	500
30	L70791-15	OD-SD-02-0-1.5					✓	✓	✓	✓	✓	✓	500
31	L70791-16	OD-SD-02-1.5-3.0					✓	✓	✓	✓	✓	✓	500
32	L70791-17	OD-SD-04-0-1.5					✓	✓	✓	✓	✓	✓	500
33	L70791-18	OD-SD-04-1.5-3.0					✓	✓	✓	✓	✓	✓	500
34	L70791-19	OD-SD-03-0-1.5					✓	✓	✓	✓	✓	✓	500
35	L70791-20	OD-SD-03-1.5-3.0					✓	✓	✓	✓	✓	✓	500
36	WG249797CCV3	MS080722-2					✓	✓	✓	✓	✓	✓	1
37	WG249797CCB3	NONE					✓	✓	✓	✓	✓	✓	1

Report Comments:

Internal Comments

AREV: _____ _____
Initials, Date

SREV: _____
Initials, Date

81508

Calibration Coefficients

Sample Name: **ICV**
Date Acquired: **Aug 15 2008 09:49 pm**
Acq. Method: **6020ACZ3.M**
Current Method Pa**\ICPCHEM\1\DATA\wg250091.b**
Calibration Pat**\ICPCHEM\1\DATA\wg250091.b**

Element Name	Mass	Calibration Corr Coef	Tune Step	IS Ref
Be	9	1.0000	3	6
B	11	0.9996	3	6
Al	27	1.0000	3	72
V	51	1.0000	2	45
Cr	52	1.0000	2	45
Mn	55	0.9999	3	72
Co	59	1.0000	3	72
Ni	60	0.9999	2	45
Cu	63	0.9999	2	45
Zn	66	1.0000	3	72
As	75	1.0000	2	45
Se	78	0.9999	1	45
Mo	98	1.0000	3	115
Ag	107	1.0000	3	115
Cd	111	1.0000	3	115
Sn	118	1.0000	3	115
Sb	121	0.9993	3	115
Ba	137	1.0000	3	115
Tl	205	1.0000	3	209
Pb	208	0.9999	3	209
Th	232	1.0000	3	209
U	238	1.0000	3	209

ACZ Laboratories, Inc.
2773 Downhill Drive Steamboat Springs, CO 80487 (800) 334-5493

Workgroup Review and Approval

WG250091

Date Reported: 20-Aug-08
Run ID: R624832
Date Analyzed: 15-Aug-08
ICAL Workgroup:
Instrument ID: ICPMS5

WG250091ICV

Tag: **Measured:** 8/15/2008 9:49:00 PM

Status	Parm_Stored	Type	Value	Dil	Qual	Units	Appv	MDL	RDL	Text Value	Ext Qual
SREV	ANTIMONY	FOUND	0.02032	1		mg/L	++	0.0004	0.002		
SREV	ANTIMONY	REC	101.3	1		%	++	0.0004	0.002		
FAIL	ARSENIC	FOUND	0.06099	1		mg/L	++	0.0005	0.001		
FAIL	ARSENIC	REC	122	1		%	ALRT	0.0005	0.001		
SREV	LEAD	FOUND	0.04962	1		mg/L	++	0.0001	0.0005		
SREV	LEAD	REC	99.2	1		%	++	0.0001	0.0005		
FAIL	SELENIUM	FOUND	0.06203	1		mg/L	++	0.0001	0.0005		
FAIL	SELENIUM	REC	124.1	1		%	ALRT	0.0001	0.0005		
SREV	THALLIUM	FOUND	0.05283	1		mg/L	++	0.0001	0.0005		
SREV	THALLIUM	REC	105.7	1		%	++	0.0001	0.0005		
SREV	URANIUM	FOUND	0.04987	1		mg/L	++	0.0001	0.0005		
SREV	URANIUM	REC	99.7	1		%	++	0.0001	0.0005		

WG250091ICB

Tag: **Measured:** 8/15/2008 9:56:00 PM

Status	Parm_Stored	Type	Value	Dil	Qual	Units	Appv	MDL	RDL	Text Value	Ext Qual
SREV	ANTIMONY	FOUND	0.00048	1	B	mg/L	++	0.0004	0.002		
SREV	ARSENIC	FOUND		1	U	mg/L	++	0.0005	0.001		
SREV	LEAD	FOUND		1	U	mg/L	++	0.0001	0.0005		
SREV	SELENIUM	FOUND		1	U	mg/L	++	0.0001	0.0005		
SREV	THALLIUM	FOUND		1	U	mg/L	++	0.0001	0.0005		
SREV	URANIUM	FOUND		1	U	mg/L	++	0.0001	0.0005		

WG250091ICSA

Tag: **Measured:** 8/15/2008 10:02:00 PM

Status	Parm_Stored	Type	Value	Dil	Qual	Units	Appv	MDL	RDL	Text Value	Ext Qual
SREV	ANTIMONY	FOUND		1	U	mg/L	++	0.0004	0.002		
SREV	ARSENIC	FOUND		1	U	mg/L	++	0.0005	0.001		
SREV	LEAD	FOUND	0.0002	1	B	mg/L	++	0.0001	0.0005		
SREV	SELENIUM	FOUND		1	U	mg/L	++	0.0001	0.0005		
SREV	THALLIUM	FOUND		1	U	mg/L	++	0.0001	0.0005		
SREV	URANIUM	FOUND		1	U	mg/L	++	0.0001	0.0005		

WG250091ICSAB

Tag: Measured: 8/15/2008 10:09:00 PM

Status	Parm_Stored	Type	Value	Dil	Qual	Units	Appv	MDL	RDL	Text Value	Ext Qual
SREV	ANTIMONY	FOUND	0.01142	1		mg/L	++	0.0004	0.002		
SREV	ANTIMONY	REC	114.2	1		%	++	0.0004	0.002		
SREV	ARSENIC	FOUND	0.02187	1		mg/L	++	0.0005	0.001		
SREV	ARSENIC	REC	109.4	1		%	++	0.0005	0.001		
SREV	LEAD	FOUND	0.02061	1		mg/L	++	0.0001	0.0005		
SREV	LEAD	REC	103.1	1		%	++	0.0001	0.0005		
SREV	SELENIUM	FOUND	0.0197	1		mg/L	++	0.0001	0.0005		
SREV	SELENIUM	REC	98.5	1		%	++	0.0001	0.0005		
SREV	THALLIUM	FOUND	0.02004	1		mg/L	++	0.0001	0.0005		
SREV	THALLIUM	REC	100	1		%	++	0.0001	0.0005		
SREV	URANIUM	FOUND	0.02186	1		mg/L	++	0.0001	0.0005		
SREV	URANIUM	REC	109.3	1		%	++	0.0001	0.0005		

WG249661PBS

Tag: 1 Measured: 8/15/2008 10:22:00 PM

Status	Parm_Stored	Type	Value	Dil	Qual	Units	Appv	MDL	RDL	Text Value	Ext Qual
SREV	ANTIMONY	FOUND	0.25	500	B	mg/Kg	++	0.2	1		
SREV	ARSENIC	FOUND		500	U	mg/Kg	++	0.3	0.5		
SREV	LEAD	FOUND		500	U	mg/Kg	++	0.05	0.3		
SREV	SELENIUM	FOUND	0.053	500	B	mg/Kg	++	0.05	0.3		
SREV	THALLIUM	FOUND		500	U	mg/Kg	++	0.05	0.3		
SREV	URANIUM	FOUND		500	U	mg/Kg	++	0.05	0.3		

WG249661LCSS

Tag: 1 Measured: 8/15/2008 10:29:00 PM

Status	Parm_Stored	Type	Value	Dil	Qual	Units	Appv	MDL	RDL	Text Value	Ext Qual
SREV	ANTIMONY	FOUND	97.4	5000		mg/Kg	++	2	10		
SREV	ANTIMONY	REC	77.3	5000		%	++	2	10		
SREV	ARSENIC	FOUND	248.1	5000		mg/Kg	++	3	5		
SREV	ARSENIC	REC	110.3	5000		%	++	3	5		
SREV	LEAD	FOUND	232	5000		mg/Kg	++	0.5	3		
SREV	LEAD	REC	104	5000		%	++	0.5	3		
SREV	SELENIUM	FOUND	151.45	5000		mg/Kg	++	0.5	3		
SREV	SELENIUM	REC	103	5000		%	++	0.5	3		
SREV	THALLIUM	FOUND	182.2	5000		mg/Kg	++	0.5	3		
SREV	THALLIUM	REC	105.3	5000		%	++	0.5	3		

WG249661LCSSD

Tag: 1 Measured: 8/15/2008 10:35:00 PM

Status	Parm_Stored	Type	Value	Dil	Qual	Units	Appv	MDL	RDL	Text Value	Ext Qual
SREV	ANTIMONY	FOUND	102.7	5000		mg/Kg	++	2	10		
SREV	ANTIMONY	REC	81.5	5000		%	++	2	10		
SREV	ANTIMONY	RPD	5.3	5000		%	++	2	10		
SREV	ARSENIC	FOUND	254.8	5000		mg/Kg	++	3	5		
SREV	ARSENIC	REC	113.2	5000		%	++	3	5		
SREV	ARSENIC	RPD	2.7	5000		%	++	3	5		
SREV	LEAD	FOUND	232.35	5000		mg/Kg	++	0.5	3		
SREV	LEAD	REC	104.2	5000		%	++	0.5	3		
SREV	LEAD	RPD	0.2	5000		%	++	0.5	3		
SREV	SELENIUM	FOUND	160.65	5000		mg/Kg	++	0.5	3		
SREV	SELENIUM	REC	109.3	5000		%	++	0.5	3		
SREV	SELENIUM	RPD	5.9	5000		%	++	0.5	3		
SREV	THALLIUM	FOUND	189.45	5000		mg/Kg	++	0.5	3		
SREV	THALLIUM	REC	109.5	5000		%	++	0.5	3		
SREV	THALLIUM	RPD	3.9	5000		%	++	0.5	3		

L70791-01

Tag: 1 Measured: 8/15/2008 10:41:00 PM

Status	Parm_Stored	Type	Value	Dil	Qual	Units	Appv	MDL	RDL	Text Value	Ext Qual
SREV	ANTIMONY	-MS-3050	0.3	500	B	mg/Kg	++	0.2	1		M2
NEED	ARSENIC	REG	2.2	500		mg/Kg	++	0.3	0.5		
NEED	LEAD	REG	4.25	500		mg/Kg	++	0.05	0.3		
NEED	SELENIUM	REG	0.36	500		mg/Kg	++	0.05	0.3		
SREV	THALLIUM	-MS-3050	0.26	500	B	mg/Kg	++	0.05	0.3		
NEED	URANIUM	REG	2.01	500		mg/Kg	++	0.05	0.3		

L70791-01MS

Tag: 1 Measured: 8/15/2008 10:48:00 PM

Status	Parm_Stored	Type	Value	Dil	Qual	Units	Appv	MDL	RDL	Text Value	Ext Qual
SREV	ANTIMONY	FOUND	2.31	500		mg/Kg	++	0.2	1		
SREV	ANTIMONY	REC	40.2	500		%	ALRT	0.2	1		M2
SREV	ARSENIC	FOUND	25.52	500		mg/Kg	++	0.3	0.5		
SREV	ARSENIC	REC	93.3	500		%	++	0.3	0.5		
SREV	LEAD	FOUND	28.67	500		mg/Kg	++	0.05	0.3		
SREV	LEAD	REC	97.7	500		%	++	0.05	0.3		
SREV	SELENIUM	FOUND	10.775	500		mg/Kg	++	0.05	0.3		
SREV	SELENIUM	REC	83.3	500		%	++	0.05	0.3		
SREV	THALLIUM	FOUND	23.94	500		mg/Kg	++	0.05	0.3		
SREV	THALLIUM	REC	94.5	500		%	++	0.05	0.3		
SREV	URANIUM	FOUND	14.775	500		mg/Kg	++	0.05	0.3		
SREV	URANIUM	REC	102.1	500		%	++	0.05	0.3		

L70791-01MSD

Tag: 1 Measured: 8/15/2008 10:54:00 PM

Status	Parm_Stored	Type	Value	Dil	Qual	Units	Appv	MDL	RDL	Text Value	Ext Qual
SREV	ANTIMONY	FOUND	2.34	500		mg/Kg	++	0.2	1		
SREV	ANTIMONY	REC	40.8	500		%	ALRT	0.2	1		M2
SREV	ANTIMONY	RPD	1.29	500		%	++	0.2	1		
SREV	ARSENIC	FOUND	25.57	500		mg/Kg	++	0.3	0.5		
SREV	ARSENIC	REC	93.5	500		%	++	0.3	0.5		
SREV	ARSENIC	RPD	0.2	500		%	++	0.3	0.5		
SREV	LEAD	FOUND	28.485	500		mg/Kg	++	0.05	0.3		
SREV	LEAD	REC	96.9	500		%	++	0.05	0.3		
SREV	LEAD	RPD	0.65	500		%	++	0.05	0.3		
SREV	SELENIUM	FOUND	10.87	500		mg/Kg	++	0.05	0.3		
SREV	SELENIUM	REC	84.1	500		%	++	0.05	0.3		
SREV	SELENIUM	RPD	0.88	500		%	++	0.05	0.3		
SREV	THALLIUM	FOUND	24.505	500		mg/Kg	++	0.05	0.3		
SREV	THALLIUM	REC	96.8	500		%	++	0.05	0.3		
SREV	THALLIUM	RPD	2.33	500		%	++	0.05	0.3		
SREV	URANIUM	FOUND	14.67	500		mg/Kg	++	0.05	0.3		
SREV	URANIUM	REC	101.3	500		%	++	0.05	0.3		
SREV	URANIUM	RPD	0.71	500		%	++	0.05	0.3		

L70791-02

Tag: 1 Measured: 8/15/2008 11:01:00 PM

Status	Parm_Stored	Type	Value	Dil	Qual	Units	Appv	MDL	RDL	Text Value	Ext Qual
SREV	ANTIMONY	-MS-3050		500	U	mg/Kg	++	0.2	1		M2
SREV	THALLIUM	-MS-3050	0.49	500		mg/Kg	++	0.05	0.3		

L70791-03

Tag: 1 Measured: 8/15/2008 11:07:00 PM

Status	Parm_Stored	Type	Value	Dil	Qual	Units	Appv	MDL	RDL	Text Value	Ext Qual
SREV	ANTIMONY	-MS-3050	0.2	505	B	mg/Kg	++	0.2	1		M2
SREV	THALLIUM	-MS-3050	0.27	505	B	mg/Kg	++	0.05	0.3		

WG250091CCV1

Tag: Measured: 8/15/2008 11:13:00 PM

Status	Parm_Stored	Type	Value	Dil	Qual	Units	Appv	MDL	RDL	Text Value	Ext Qual
SREV	ANTIMONY	FOUND	0.01959	1		mg/L	++	0.0004	0.002		
SREV	ANTIMONY	REC	97.7	1		%	++	0.0004	0.002		
FAIL	ARSENIC	FOUND	0.05986	1		mg/L	++	0.0005	0.001		
FAIL	ARSENIC	REC	119.7	1		%	ALRT	0.0005	0.001		
SREV	LEAD	FOUND	0.04904	1		mg/L	++	0.0001	0.0005		
SREV	LEAD	REC	98.1	1		%	++	0.0001	0.0005		
FAIL	SELENIUM	FOUND	0.06356	1		mg/L	++	0.0001	0.0005		
FAIL	SELENIUM	REC	127.1	1		%	ALRT	0.0001	0.0005		
SREV	THALLIUM	FOUND	0.05319	1		mg/L	++	0.0001	0.0005		
SREV	THALLIUM	REC	106.4	1		%	++	0.0001	0.0005		
SREV	URANIUM	FOUND	0.04969	1		mg/L	++	0.0001	0.0005		
SREV	URANIUM	REC	99.4	1		%	++	0.0001	0.0005		

WG250091CCB1 Tag: Measured: 8/15/2008 11:20:00 PM

Status	Parm_Stored	Type	Value	Dil	Qual	Units	Appv	MDL	RDL	Text Value	Ext Qual
SREV	ANTIMONY	FOUND		1	U	mg/L	++	0.0004	0.002		
SREV	ARSENIC	FOUND		1	U	mg/L	++	0.0005	0.001		
SREV	LEAD	FOUND		1	U	mg/L	++	0.0001	0.0005		
SREV	SELENIUM	FOUND		1	U	mg/L	++	0.0001	0.0005		
SREV	THALLIUM	FOUND	0.00012	1	B	mg/L	++	0.0001	0.0005		
SREV	URANIUM	FOUND		1	U	mg/L	++	0.0001	0.0005		

L70791-04 Tag: 1 Measured: 8/15/2008 11:26:00 PM

Status	Parm_Stored	Type	Value	Dil	Qual	Units	Appv	MDL	RDL	Text Value	Ext Qual
SREV	ANTIMONY	-MS-3050	0.2	500	B	mg/Kg	++	0.2	1		M2
SREV	THALLIUM	-MS-3050	0.3	500	B	mg/Kg	++	0.05	0.3		
SREV	URANIUM	-MS-3050	2.19	500		mg/Kg	++	0.05	0.3		TB

L70791-05 Tag: 1 Measured: 8/15/2008 11:33:00 PM

Status	Parm_Stored	Type	Value	Dil	Qual	Units	Appv	MDL	RDL	Text Value	Ext Qual
SREV	ANTIMONY	-MS-3050	0.9	500	B	mg/Kg	++	0.2	1		M2
REDO	SELENIUM	REG	1.33	500		mg/Kg	++	0.05	0.3		
SREV	THALLIUM	-MS-3050	0.26	500	B	mg/Kg	++	0.05	0.3		
SREV	URANIUM	-MS-3050	3.15	500		mg/Kg	++	0.05	0.3		TB

L70791-06 Tag: 1 Measured: 8/15/2008 11:39:00 PM

Status	Parm_Stored	Type	Value	Dil	Qual	Units	Appv	MDL	RDL	Text Value	Ext Qual
SREV	ANTIMONY	-MS-3050	0.3	505	B	mg/Kg	++	0.2	1		M2
REDO	SELENIUM	REG	0.13	505	B	mg/Kg	++	0.05	0.3		
SREV	THALLIUM	-MS-3050	0.18	505	B	mg/Kg	++	0.05	0.3		
SREV	URANIUM	-MS-3050	1.3	505		mg/Kg	++	0.05	0.3		TB

L70791-07 Tag: 1 Measured: 8/15/2008 11:46:00 PM

Status	Parm_Stored	Type	Value	Dil	Qual	Units	Appv	MDL	RDL	Text Value	Ext Qual
SREV	ANTIMONY	-MS-3050	0.2	505	B	mg/Kg	++	0.2	1		M2
REDO	SELENIUM	REG	0.21	505	B	mg/Kg	++	0.05	0.3		
SREV	THALLIUM	-MS-3050	0.25	505	B	mg/Kg	++	0.05	0.3		
SREV	URANIUM	-MS-3050	5.96	505		mg/Kg	++	0.05	0.3		TB

L70791-08 Tag: 1 Measured: 8/15/2008 11:52:00 PM

Status	Parm_Stored	Type	Value	Dil	Qual	Units	Appv	MDL	RDL	Text Value	Ext Qual
SREV	ANTIMONY	-MS-3050		500	U	mg/Kg	++	0.2	1		M2
REDO	SELENIUM	REG		500	U	mg/Kg	++	0.05	0.3		
SREV	THALLIUM	-MS-3050	0.33	500		mg/Kg	++	0.05	0.3		
SREV	URANIUM	-MS-3050	3.99	500		mg/Kg	++	0.05	0.3		TB

L70791-09 Tag: 1 Measured: 8/15/2008 11:59:00 PM

Status	Parm_Stored	Type	Value	Dil	Qual	Units	Appv	MDL	RDL	Text Value	Ext Qual
SREV	ANTIMONY	-MS-3050	0.2	500	B	mg/Kg	++	0.2	1		M2
REDO	SELENIUM	REG	0.27	500	B	mg/Kg	++	0.05	0.3		
SREV	THALLIUM	-MS-3050	0.25	500	B	mg/Kg	++	0.05	0.3		
SREV	URANIUM	-MS-3050	4.13	500		mg/Kg	++	0.05	0.3		TB

L70791-10 Tag: 1 Measured: 8/16/2008 12:05:00 AM

Status	Parm_Stored	Type	Value	Dil	Qual	Units	Appv	MDL	RDL	Text Value	Ext Qual
SREV	ANTIMONY	-MS-3050		500	U	mg/Kg	++	0.2	1		M2
SREV	THALLIUM	-MS-3050	0.32	500		mg/Kg	++	0.05	0.3		
SREV	URANIUM	-MS-3050	4.41	500		mg/Kg	++	0.05	0.3		TB

L70791-11 Tag: 1 Measured: 8/16/2008 12:11:00 AM

Status	Parm_Stored	Type	Value	Dil	Qual	Units	Appv	MDL	RDL	Text Value	Ext Qual
SREV	ANTIMONY	-MS-3050	0.3	500	B	mg/Kg	++	0.2	1		M2
NEED	ARSENIC	REG	1.8	500		mg/Kg	++	0.3	0.5		TB
NEED	LEAD	REG	10.6	500		mg/Kg	++	0.05	0.3		TB
REDO	SELENIUM	REG	0.26	500	B	mg/Kg	++	0.05	0.3		
SREV	THALLIUM	-MS-3050	0.21	500	B	mg/Kg	++	0.05	0.3		
SREV	URANIUM	-MS-3050	2.44	500		mg/Kg	++	0.05	0.3		TB

L70791-11SDL Tag: 1 Measured: 8/16/2008 12:18:00 AM

Status	Parm_Stored	Type	Value	Dil	Qual	Units	Appv	MDL	RDL	Text Value	Ext Qual
SREV	ANTIMONY	D		500	U	%	++	0.2	1		
SREV	ANTIMONY	FOUND		500	U	mg/Kg	++	0.2	1		
SREV	ANTIMONY	REG	0	500	U	mg/Kg	++	0.2	1		
SREV	ARSENIC	D		500	U	%	++	0.3	0.5		
SREV	ARSENIC	FOUND		500	U	mg/Kg	++	0.3	0.5		
SREV	ARSENIC	REG	0	500	U	mg/Kg	++	0.3	0.5		
SREV	LEAD	D	0.3	500		%	++	0.05	0.3		
SREV	LEAD	FOUND	2.114	500		mg/Kg	++	0.05	0.3		
SREV	LEAD	REG	10.57	500		mg/Kg	++	0.05	0.3		
SREV	SELENIUM	D		500	U	%	++	0.05	0.3		
SREV	SELENIUM	FOUND		500	U	mg/Kg	++	0.05	0.3		
SREV	SELENIUM	REG	0	500	U	mg/Kg	++	0.05	0.3		
SREV	THALLIUM	D		500	U	%	++	0.05	0.3		
SREV	THALLIUM	FOUND		500	U	mg/Kg	++	0.05	0.3		
SREV	THALLIUM	REG	0	500	U	mg/Kg	++	0.05	0.3		
SREV	URANIUM	D	2.5	500		%	++	0.05	0.3		
SREV	URANIUM	FOUND	0.476	500		mg/Kg	++	0.05	0.3		
SREV	URANIUM	REG	2.38	500		mg/Kg	++	0.05	0.3		

L70791-12 Tag: 1 Measured: 8/16/2008 12:24:00 AM

Status	Parm_Stored	Type	Value	Dil	Qual	Units	Appv	MDL	RDL	Text Value	Ext Qual
SREV	ANTIMONY	-MS-3050		500	U	mg/Kg	++	0.2	1		M2
SREV	THALLIUM	-MS-3050	0.25	500	B	mg/Kg	++	0.05	0.3		
SREV	URANIUM	-MS-3050	2.46	500		mg/Kg	++	0.05	0.3		TB

WG250091CCV2 Tag: Measured: 8/16/2008 12:31:00 AM

Status	Parm_Stored	Type	Value	Dil	Qual	Units	Appv	MDL	RDL	Text Value	Ext Qual
SREV	ANTIMONY	FOUND	0.01991	1		mg/L	++	0.0004	0.002		
SREV	ANTIMONY	REC	99.3	1		%	++	0.0004	0.002		
FAIL	ARSENIC	FOUND	0.05849	1		mg/L	++	0.0005	0.001		
FAIL	ARSENIC	REC	117	1		%	ALRT	0.0005	0.001		
SREV	LEAD	FOUND	0.04935	1		mg/L	++	0.0001	0.0005		
SREV	LEAD	REC	98.7	1		%	++	0.0001	0.0005		
FAIL	SELENIUM	FOUND	0.06081	1		mg/L	++	0.0001	0.0005		
FAIL	SELENIUM	REC	121.6	1		%	ALRT	0.0001	0.0005		
SREV	THALLIUM	FOUND	0.05309	1		mg/L	++	0.0001	0.0005		
SREV	THALLIUM	REC	106.2	1		%	++	0.0001	0.0005		
SREV	URANIUM	FOUND	0.05005	1		mg/L	++	0.0001	0.0005		
SREV	URANIUM	REC	100.1	1		%	++	0.0001	0.0005		

WG250091CCB2 Tag: Measured: 8/16/2008 12:37:00 AM

Status	Parm_Stored	Type	Value	Dil	Qual	Units	Appv	MDL	RDL	Text Value	Ext Qual
SREV	ANTIMONY	FOUND		1	U	mg/L	++	0.0004	0.002		
SREV	ARSENIC	FOUND		1	U	mg/L	++	0.0005	0.001		
SREV	LEAD	FOUND		1	U	mg/L	++	0.0001	0.0005		
SREV	SELENIUM	FOUND		1	U	mg/L	++	0.0001	0.0005		
SREV	THALLIUM	FOUND		1	U	mg/L	++	0.0001	0.0005		
SREV	URANIUM	FOUND		1	U	mg/L	++	0.0001	0.0005		

L70791-13 Tag: 1 Measured: 8/16/2008 12:43:00 AM

Status	Parm_Stored	Type	Value	Dil	Qual	Units	Appv	MDL	RDL	Text Value	Ext Qual
SREV	ANTIMONY	-MS-3050	0.3	500	B	mg/Kg	++	0.2	1		M2
REDO	ARSENIC	REG	1.9	500		mg/Kg	++	0.3	0.5		
REDO	SELENIUM	REG	0.17	500	B	mg/Kg	++	0.05	0.3		
SREV	THALLIUM	-MS-3050	0.29	500	B	mg/Kg	++	0.05	0.3		
SREV	URANIUM	-MS-3050	3.11	500		mg/Kg	++	0.05	0.3		TB

L70791-14 Tag: 1 Measured: 8/16/2008 12:50:00 AM

Status	Parm_Stored	Type	Value	Dil	Qual	Units	Appv	MDL	RDL	Text Value	Ext Qual
SREV	ANTIMONY	-MS-3050		500	U	mg/Kg	++	0.2	1		M2
REDO	ARSENIC	REG	1	500		mg/Kg	++	0.3	0.5		
REDO	SELENIUM	REG		500	U	mg/Kg	++	0.05	0.3		
SREV	THALLIUM	-MS-3050	0.28	500	B	mg/Kg	++	0.05	0.3		
SREV	URANIUM	-MS-3050	7.42	500		mg/Kg	++	0.05	0.3		TB

L70791-15 Tag: 1 Measured: 8/16/2008 12:56:00 AM

Status	Parm_Stored	Type	Value	Dil	Qual	Units	Appv	MDL	RDL	Text Value	Ext Qual
SREV	ANTIMONY	-MS-3050	0.2	500	B	mg/Kg	++	0.2	1		M2
REDO	ARSENIC	REG	2.1	500		mg/Kg	++	0.3	0.5		
REDO	SELENIUM	REG	0.33	500		mg/Kg	++	0.05	0.3		
SREV	THALLIUM	-MS-3050	0.3	500		mg/Kg	++	0.05	0.3		
SREV	URANIUM	-MS-3050	4.66	500		mg/Kg	++	0.05	0.3		TB

L70791-16 Tag: 1 Measured: 8/16/2008 1:03:00 AM

Status	Parm_Stored	Type	Value	Dil	Qual	Units	Appv	MDL	RDL	Text Value	Ext Qual
SREV	ANTIMONY	-MS-3050		500	U	mg/Kg	++	0.2	1		M2
REDO	ARSENIC	REG	0.8	500		mg/Kg	++	0.3	0.5		
REDO	SELENIUM	REG		500	U	mg/Kg	++	0.05	0.3		
SREV	THALLIUM	-MS-3050	0.32	500		mg/Kg	++	0.05	0.3		
SREV	URANIUM	-MS-3050	3.37	500		mg/Kg	++	0.05	0.3		TB

L70791-17 Tag: 1 Measured: 8/16/2008 1:09:00 AM

Status	Parm_Stored	Type	Value	Dil	Qual	Units	Appv	MDL	RDL	Text Value	Ext Qual
SREV	ANTIMONY	-MS-3050	0.3	500	B	mg/Kg	++	0.2	1		M2
REDO	ARSENIC	REG	3.1	500		mg/Kg	++	0.3	0.5		
REDO	SELENIUM	REG	0.58	500		mg/Kg	++	0.05	0.3		
SREV	THALLIUM	-MS-3050	0.3	500	B	mg/Kg	++	0.05	0.3		
SREV	URANIUM	-MS-3050	4.25	500		mg/Kg	++	0.05	0.3		TB

L70791-18 Tag: 1 Measured: 8/16/2008 1:16:00 AM

Status	Parm_Stored	Type	Value	Dil	Qual	Units	Appv	MDL	RDL	Text Value	Ext Qual
SREV	ANTIMONY	-MS-3050		500	U	mg/Kg	++	0.2	1		M2
REDO	ARSENIC	REG	2.1	500		mg/Kg	++	0.3	0.5		
REDO	SELENIUM	REG	0.16	500	B	mg/Kg	++	0.05	0.3		
SREV	THALLIUM	-MS-3050	0.26	500	B	mg/Kg	++	0.05	0.3		
SREV	URANIUM	-MS-3050	2.18	500		mg/Kg	++	0.05	0.3		TB

L70791-19 Tag: 1 Measured: 8/16/2008 1:22:00 AM

Status	Parm_Stored	Type	Value	Dil	Qual	Units	Appv	MDL	RDL	Text Value	Ext Qual
SREV	ANTIMONY	-MS-3050	0.3	500	B	mg/Kg	++	0.2	1		M2
REDO	ARSENIC	REG	2.7	500		mg/Kg	++	0.3	0.5		
REDO	SELENIUM	REG	0.45	500		mg/Kg	++	0.05	0.3		
SREV	THALLIUM	-MS-3050	0.28	500	B	mg/Kg	++	0.05	0.3		
SREV	URANIUM	-MS-3050	7.57	500		mg/Kg	++	0.05	0.3		TB

L70791-20 Tag: 1 Measured: 8/16/2008 1:28:00 AM

Status	Parm_Stored	Type	Value	Dil	Qual	Units	Appv	MDL	RDL	Text Value	Ext Qual
SREV	ANTIMONY	-MS-3050		1000	U	mg/Kg	++	0.4	2		M2
REDO	ARSENIC	REG	2.9	1000		mg/Kg	++	0.5	1		
SREV	LEAD	-MS-3050	253	1000		mg/Kg	++	0.1	0.5		
REDO	SELENIUM	REG	0.6	1000		mg/Kg	++	0.1	0.5		
SREV	THALLIUM	-MS-3050	0.2	1000	B	mg/Kg	++	0.1	0.5		
SREV	URANIUM	-MS-3050	7.8	1000		mg/Kg	++	0.1	0.5		TB

WG250091CCV3

Tag: Measured: 8/16/2008 1:35:00 AM

Status	Parm_Stored	Type	Value	Dil	Qual	Units	Appv	MDL	RDL	Text Value	Ext Qual
SREV	ANTIMONY	FOUND	0.02002	1		mg/L	++	0.0004	0.002		
SREV	ANTIMONY	REC	99.8	1		%	++	0.0004	0.002		
FAIL	ARSENIC	FOUND	0.0603	1		mg/L	++	0.0005	0.001		
FAIL	ARSENIC	REC	120.6	1		%	ALRT	0.0005	0.001		
SREV	LEAD	FOUND	0.04942	1		mg/L	++	0.0001	0.0005		
SREV	LEAD	REC	98.8	1		%	++	0.0001	0.0005		
FAIL	SELENIUM	FOUND	0.0629	1		mg/L	++	0.0001	0.0005		
FAIL	SELENIUM	REC	125.8	1		%	ALRT	0.0001	0.0005		
SREV	THALLIUM	FOUND	0.05253	1		mg/L	++	0.0001	0.0005		
SREV	THALLIUM	REC	105.1	1		%	++	0.0001	0.0005		
SREV	URANIUM	FOUND	0.04921	1		mg/L	++	0.0001	0.0005		
SREV	URANIUM	REC	98.4	1		%	++	0.0001	0.0005		

WG250091CCB3

Tag: Measured: 8/16/2008 1:41:00 AM

Status	Parm_Stored	Type	Value	Dil	Qual	Units	Appv	MDL	RDL	Text Value	Ext Qual
SREV	ANTIMONY	FOUND		1	U	mg/L	++	0.0004	0.002		
SREV	ARSENIC	FOUND		1	U	mg/L	++	0.0005	0.001		
SREV	LEAD	FOUND		1	U	mg/L	++	0.0001	0.0005		
SREV	SELENIUM	FOUND		1	U	mg/L	++	0.0001	0.0005		
SREV	THALLIUM	FOUND		1	U	mg/L	++	0.0001	0.0005		
SREV	URANIUM	FOUND		1	U	mg/L	++	0.0001	0.0005		

ACZ Laboratories, Inc.
2773 Downhill Drive Steamboat Springs, CO 80487 (800) 334-5493

Workgroup Review and Approval

WG250091

Date Reported: 20-Aug-08
Run ID: R624832
Date Analyzed: 15-Aug-08
ICAL Workgroup:
Instrument ID: ICPMS5

WG250091ICV

Tag: **Measured:** 8/15/2008 9:49:00 PM

Status	Parm_Stored	Type	Value	Dil	Qual	Units	Appv	MDL	RDL	Text Value	Ext Qual
SREV	ANTIMONY	FOUND	0.02032	1		mg/L	++	0.0004	0.002		
SREV	ANTIMONY	REC	101.3	1		%	++	0.0004	0.002		
FAIL	ARSENIC	FOUND	0.06099	1		mg/L	++	0.0005	0.001		
FAIL	ARSENIC	REC	122	1		%	ALRT	0.0005	0.001		
SREV	LEAD	FOUND	0.04962	1		mg/L	++	0.0001	0.0005		
SREV	LEAD	REC	99.2	1		%	++	0.0001	0.0005		
FAIL	SELENIUM	FOUND	0.06203	1		mg/L	++	0.0001	0.0005		
FAIL	SELENIUM	REC	124.1	1		%	ALRT	0.0001	0.0005		
SREV	THALLIUM	FOUND	0.05283	1		mg/L	++	0.0001	0.0005		
SREV	THALLIUM	REC	105.7	1		%	++	0.0001	0.0005		
SREV	URANIUM	FOUND	0.04987	1		mg/L	++	0.0001	0.0005		
SREV	URANIUM	REC	99.7	1		%	++	0.0001	0.0005		

WG250091ICB

Tag: **Measured:** 8/15/2008 9:56:00 PM

Status	Parm_Stored	Type	Value	Dil	Qual	Units	Appv	MDL	RDL	Text Value	Ext Qual
SREV	ANTIMONY	FOUND	0.00048	1	B	mg/L	++	0.0004	0.002		
SREV	ARSENIC	FOUND		1	U	mg/L	++	0.0005	0.001		
SREV	LEAD	FOUND		1	U	mg/L	++	0.0001	0.0005		
SREV	SELENIUM	FOUND		1	U	mg/L	++	0.0001	0.0005		
SREV	THALLIUM	FOUND		1	U	mg/L	++	0.0001	0.0005		
SREV	URANIUM	FOUND		1	U	mg/L	++	0.0001	0.0005		

WG250091ICSA

Tag: **Measured:** 8/15/2008 10:02:00 PM

Status	Parm_Stored	Type	Value	Dil	Qual	Units	Appv	MDL	RDL	Text Value	Ext Qual
SREV	ANTIMONY	FOUND		1	U	mg/L	++	0.0004	0.002		
SREV	ARSENIC	FOUND		1	U	mg/L	++	0.0005	0.001		
SREV	LEAD	FOUND	0.0002	1	B	mg/L	++	0.0001	0.0005		
SREV	SELENIUM	FOUND		1	U	mg/L	++	0.0001	0.0005		
SREV	THALLIUM	FOUND		1	U	mg/L	++	0.0001	0.0005		
SREV	URANIUM	FOUND		1	U	mg/L	++	0.0001	0.0005		

WG250091ICSAB

Tag: Measured: 8/15/2008 10:09:00 PM

Status	Parm_Stored	Type	Value	Dil	Qual	Units	Appv	MDL	RDL	Text Value	Ext Qual
SREV	ANTIMONY	FOUND	0.01142	1		mg/L	++	0.0004	0.002		
SREV	ANTIMONY	REC	114.2	1		%	++	0.0004	0.002		
SREV	ARSENIC	FOUND	0.02187	1		mg/L	++	0.0005	0.001		
SREV	ARSENIC	REC	109.4	1		%	++	0.0005	0.001		
SREV	LEAD	FOUND	0.02061	1		mg/L	++	0.0001	0.0005		
SREV	LEAD	REC	103.1	1		%	++	0.0001	0.0005		
SREV	SELENIUM	FOUND	0.0197	1		mg/L	++	0.0001	0.0005		
SREV	SELENIUM	REC	98.5	1		%	++	0.0001	0.0005		
SREV	THALLIUM	FOUND	0.02004	1		mg/L	++	0.0001	0.0005		
SREV	THALLIUM	REC	100	1		%	++	0.0001	0.0005		
SREV	URANIUM	FOUND	0.02186	1		mg/L	++	0.0001	0.0005		
SREV	URANIUM	REC	109.3	1		%	++	0.0001	0.0005		

WG249661PBS

Tag: 1 Measured: 8/15/2008 10:22:00 PM

Status	Parm_Stored	Type	Value	Dil	Qual	Units	Appv	MDL	RDL	Text Value	Ext Qual
SREV	ANTIMONY	FOUND	0.25	500	B	mg/Kg	++	0.2	1		
SREV	ARSENIC	FOUND		500	U	mg/Kg	++	0.3	0.5		
SREV	LEAD	FOUND		500	U	mg/Kg	++	0.05	0.3		
SREV	SELENIUM	FOUND	0.053	500	B	mg/Kg	++	0.05	0.3		
SREV	THALLIUM	FOUND		500	U	mg/Kg	++	0.05	0.3		
SREV	URANIUM	FOUND		500	U	mg/Kg	++	0.05	0.3		

WG249661LCSS

Tag: 1 Measured: 8/15/2008 10:29:00 PM

Status	Parm_Stored	Type	Value	Dil	Qual	Units	Appv	MDL	RDL	Text Value	Ext Qual
SREV	ANTIMONY	FOUND	97.4	5000		mg/Kg	++	2	10		
SREV	ANTIMONY	REC	77.3	5000		%	++	2	10		
SREV	ARSENIC	FOUND	248.1	5000		mg/Kg	++	3	5		
SREV	ARSENIC	REC	110.3	5000		%	++	3	5		
SREV	LEAD	FOUND	232	5000		mg/Kg	++	0.5	3		
SREV	LEAD	REC	104	5000		%	++	0.5	3		
SREV	SELENIUM	FOUND	151.45	5000		mg/Kg	++	0.5	3		
SREV	SELENIUM	REC	103	5000		%	++	0.5	3		
SREV	THALLIUM	FOUND	182.2	5000		mg/Kg	++	0.5	3		
SREV	THALLIUM	REC	105.3	5000		%	++	0.5	3		

WG249661LCSSD

Tag: 1 Measured: 8/15/2008 10:35:00 PM

Status	Parm_Stored	Type	Value	Dil	Qual	Units	Appv	MDL	RDL	Text Value	Ext Qual
SREV	ANTIMONY	FOUND	102.7	5000		mg/Kg	++	2	10		
SREV	ANTIMONY	REC	81.5	5000		%	++	2	10		
SREV	ANTIMONY	RPD	5.3	5000		%	++	2	10		
SREV	ARSENIC	FOUND	254.8	5000		mg/Kg	++	3	5		
SREV	ARSENIC	REC	113.2	5000		%	++	3	5		
SREV	ARSENIC	RPD	2.7	5000		%	++	3	5		
SREV	LEAD	FOUND	232.35	5000		mg/Kg	++	0.5	3		
SREV	LEAD	REC	104.2	5000		%	++	0.5	3		
SREV	LEAD	RPD	0.2	5000		%	++	0.5	3		
SREV	SELENIUM	FOUND	160.65	5000		mg/Kg	++	0.5	3		
SREV	SELENIUM	REC	109.3	5000		%	++	0.5	3		
SREV	SELENIUM	RPD	5.9	5000		%	++	0.5	3		
SREV	THALLIUM	FOUND	189.45	5000		mg/Kg	++	0.5	3		
SREV	THALLIUM	REC	109.5	5000		%	++	0.5	3		
SREV	THALLIUM	RPD	3.9	5000		%	++	0.5	3		

L70791-01

Tag: 1 Measured: 8/15/2008 10:41:00 PM

Status	Parm_Stored	Type	Value	Dil	Qual	Units	Appv	MDL	RDL	Text Value	Ext Qual
SREV	ANTIMONY	-MS-3050	0.3	500	B	mg/Kg	++	0.2	1		M2
NEED	ARSENIC	REG	2.2	500		mg/Kg	++	0.3	0.5		
NEED	LEAD	REG	4.25	500		mg/Kg	++	0.05	0.3		
NEED	SELENIUM	REG	0.36	500		mg/Kg	++	0.05	0.3		
NEED	THALLIUM	REG	0.26	500	B	mg/Kg	++	0.05	0.3		
NEED	URANIUM	REG	2.01	500		mg/Kg	++	0.05	0.3		

L70791-01MS

Tag: 1 Measured: 8/15/2008 10:48:00 PM

Status	Parm_Stored	Type	Value	Dil	Qual	Units	Appv	MDL	RDL	Text Value	Ext Qual
SREV	ANTIMONY	FOUND	2.31	500		mg/Kg	++	0.2	1		
SREV	ANTIMONY	REC	40.2	500		%	ALRT	0.2	1		M2
SREV	ARSENIC	FOUND	25.52	500		mg/Kg	++	0.3	0.5		
SREV	ARSENIC	REC	93.3	500		%	++	0.3	0.5		
SREV	LEAD	FOUND	28.67	500		mg/Kg	++	0.05	0.3		
SREV	LEAD	REC	97.7	500		%	++	0.05	0.3		
SREV	SELENIUM	FOUND	10.775	500		mg/Kg	++	0.05	0.3		
SREV	SELENIUM	REC	83.3	500		%	++	0.05	0.3		
SREV	THALLIUM	FOUND	23.94	500		mg/Kg	++	0.05	0.3		
SREV	THALLIUM	REC	94.5	500		%	++	0.05	0.3		
SREV	URANIUM	FOUND	14.775	500		mg/Kg	++	0.05	0.3		
SREV	URANIUM	REC	102.1	500		%	++	0.05	0.3		

L70791-01MSD

Tag: 1 Measured: 8/15/2008 10:54:00 PM

Status	Parm_Stored	Type	Value	Dil	Qual	Units	Appv	MDL	RDL	Text Value	Ext Qual
SREV	ANTIMONY	FOUND	2.34	500		mg/Kg	++	0.2	1		
SREV	ANTIMONY	REC	40.8	500		%	ALRT	0.2	1		M2
SREV	ANTIMONY	RPD	1.29	500		%	++	0.2	1		
SREV	ARSENIC	FOUND	25.57	500		mg/Kg	++	0.3	0.5		
SREV	ARSENIC	REC	93.5	500		%	++	0.3	0.5		
SREV	ARSENIC	RPD	0.2	500		%	++	0.3	0.5		
SREV	LEAD	FOUND	28.485	500		mg/Kg	++	0.05	0.3		
SREV	LEAD	REC	96.9	500		%	++	0.05	0.3		
SREV	LEAD	RPD	0.65	500		%	++	0.05	0.3		
SREV	SELENIUM	FOUND	10.87	500		mg/Kg	++	0.05	0.3		
SREV	SELENIUM	REC	84.1	500		%	++	0.05	0.3		
SREV	SELENIUM	RPD	0.88	500		%	++	0.05	0.3		
SREV	THALLIUM	FOUND	24.505	500		mg/Kg	++	0.05	0.3		
SREV	THALLIUM	REC	96.8	500		%	++	0.05	0.3		
SREV	THALLIUM	RPD	2.33	500		%	++	0.05	0.3		
SREV	URANIUM	FOUND	14.67	500		mg/Kg	++	0.05	0.3		
SREV	URANIUM	REC	101.3	500		%	++	0.05	0.3		
SREV	URANIUM	RPD	0.71	500		%	++	0.05	0.3		

L70791-02

Tag: 1 Measured: 8/15/2008 11:01:00 PM

Status	Parm_Stored	Type	Value	Dil	Qual	Units	Appv	MDL	RDL	Text Value	Ext Qual
SREV	ANTIMONY	-MS-3050		500	U	mg/Kg	++	0.2	1		M2
SREV	THALLIUM	-MS-3050	0.49	500		mg/Kg	++	0.05	0.3		

L70791-03

Tag: 1 Measured: 8/15/2008 11:07:00 PM

Status	Parm_Stored	Type	Value	Dil	Qual	Units	Appv	MDL	RDL	Text Value	Ext Qual
SREV	ANTIMONY	-MS-3050	0.2	505	B	mg/Kg	++	0.2	1		M2
SREV	THALLIUM	-MS-3050	0.27	505	B	mg/Kg	++	0.05	0.3		

WG250091CCV1

Tag: Measured: 8/15/2008 11:13:00 PM

Status	Parm_Stored	Type	Value	Dil	Qual	Units	Appv	MDL	RDL	Text Value	Ext Qual
SREV	ANTIMONY	FOUND	0.01959	1		mg/L	++	0.0004	0.002		
SREV	ANTIMONY	REC	97.7	1		%	++	0.0004	0.002		
FAIL	ARSENIC	FOUND	0.05986	1		mg/L	++	0.0005	0.001		
FAIL	ARSENIC	REC	119.7	1		%	ALRT	0.0005	0.001		
SREV	LEAD	FOUND	0.04904	1		mg/L	++	0.0001	0.0005		
SREV	LEAD	REC	98.1	1		%	++	0.0001	0.0005		
FAIL	SELENIUM	FOUND	0.06356	1		mg/L	++	0.0001	0.0005		
FAIL	SELENIUM	REC	127.1	1		%	ALRT	0.0001	0.0005		
SREV	THALLIUM	FOUND	0.05319	1		mg/L	++	0.0001	0.0005		
SREV	THALLIUM	REC	106.4	1		%	++	0.0001	0.0005		
SREV	URANIUM	FOUND	0.04969	1		mg/L	++	0.0001	0.0005		
SREV	URANIUM	REC	99.4	1		%	++	0.0001	0.0005		

WG250091CCB1 Tag: Measured: 8/15/2008 11:20:00 PM

Status	Parm_Stored	Type	Value	Dil	Qual	Units	Appv	MDL	RDL	Text Value	Ext Qual
SREV	ANTIMONY	FOUND		1	U	mg/L	++	0.0004	0.002		
SREV	ARSENIC	FOUND		1	U	mg/L	++	0.0005	0.001		
SREV	LEAD	FOUND		1	U	mg/L	++	0.0001	0.0005		
SREV	SELENIUM	FOUND		1	U	mg/L	++	0.0001	0.0005		
SREV	THALLIUM	FOUND	0.00012	1	B	mg/L	++	0.0001	0.0005		
SREV	URANIUM	FOUND		1	U	mg/L	++	0.0001	0.0005		

L70791-04 Tag: 1 Measured: 8/15/2008 11:26:00 PM

Status	Parm_Stored	Type	Value	Dil	Qual	Units	Appv	MDL	RDL	Text Value	Ext Qual
SREV	ANTIMONY	-MS-3050	0.2	500	B	mg/Kg	++	0.2	1		M2
SREV	THALLIUM	-MS-3050	0.3	500	B	mg/Kg	++	0.05	0.3		
SREV	URANIUM	-MS-3050	2.19	500		mg/Kg	++	0.05	0.3		TB

L70791-05 Tag: 1 Measured: 8/15/2008 11:33:00 PM

Status	Parm_Stored	Type	Value	Dil	Qual	Units	Appv	MDL	RDL	Text Value	Ext Qual
SREV	ANTIMONY	-MS-3050	0.9	500	B	mg/Kg	++	0.2	1		M2
REDO	SELENIUM	REG	1.33	500		mg/Kg	++	0.05	0.3		
SREV	THALLIUM	-MS-3050	0.26	500	B	mg/Kg	++	0.05	0.3		
SREV	URANIUM	-MS-3050	3.15	500		mg/Kg	++	0.05	0.3		TB

L70791-06 Tag: 1 Measured: 8/15/2008 11:39:00 PM

Status	Parm_Stored	Type	Value	Dil	Qual	Units	Appv	MDL	RDL	Text Value	Ext Qual
SREV	ANTIMONY	-MS-3050	0.3	505	B	mg/Kg	++	0.2	1		M2
REDO	SELENIUM	REG	0.13	505	B	mg/Kg	++	0.05	0.3		
SREV	THALLIUM	-MS-3050	0.18	505	B	mg/Kg	++	0.05	0.3		
SREV	URANIUM	-MS-3050	1.3	505		mg/Kg	++	0.05	0.3		TB

L70791-07 Tag: 1 Measured: 8/15/2008 11:46:00 PM

Status	Parm_Stored	Type	Value	Dil	Qual	Units	Appv	MDL	RDL	Text Value	Ext Qual
SREV	ANTIMONY	-MS-3050	0.2	505	B	mg/Kg	++	0.2	1		M2
REDO	SELENIUM	REG	0.21	505	B	mg/Kg	++	0.05	0.3		
SREV	THALLIUM	-MS-3050	0.25	505	B	mg/Kg	++	0.05	0.3		
SREV	URANIUM	-MS-3050	5.96	505		mg/Kg	++	0.05	0.3		TB

L70791-08 Tag: 1 Measured: 8/15/2008 11:52:00 PM

Status	Parm_Stored	Type	Value	Dil	Qual	Units	Appv	MDL	RDL	Text Value	Ext Qual
SREV	ANTIMONY	-MS-3050		500	U	mg/Kg	++	0.2	1		M2
REDO	SELENIUM	REG		500	U	mg/Kg	++	0.05	0.3		
SREV	THALLIUM	-MS-3050	0.33	500		mg/Kg	++	0.05	0.3		
SREV	URANIUM	-MS-3050	3.99	500		mg/Kg	++	0.05	0.3		TB

L70791-09 Tag: 1 Measured: 8/15/2008 11:59:00 PM

Status	Parm_Stored	Type	Value	Dil	Qual	Units	Appv	MDL	RDL	Text Value	Ext Qual
SREV	ANTIMONY	-MS-3050	0.2	500	B	mg/Kg	++	0.2	1		M2
REDO	SELENIUM	REG	0.27	500	B	mg/Kg	++	0.05	0.3		
SREV	THALLIUM	-MS-3050	0.25	500	B	mg/Kg	++	0.05	0.3		
SREV	URANIUM	-MS-3050	4.13	500		mg/Kg	++	0.05	0.3		TB

L70791-10 Tag: 1 Measured: 8/16/2008 12:05:00 AM

Status	Parm_Stored	Type	Value	Dil	Qual	Units	Appv	MDL	RDL	Text Value	Ext Qual
SREV	ANTIMONY	-MS-3050		500	U	mg/Kg	++	0.2	1		M2
SREV	THALLIUM	-MS-3050	0.32	500		mg/Kg	++	0.05	0.3		
SREV	URANIUM	-MS-3050	4.41	500		mg/Kg	++	0.05	0.3		TB

L70791-11 Tag: 1 Measured: 8/16/2008 12:11:00 AM

Status	Parm_Stored	Type	Value	Dil	Qual	Units	Appv	MDL	RDL	Text Value	Ext Qual
SREV	ANTIMONY	-MS-3050	0.3	500	B	mg/Kg	++	0.2	1		M2
NEED	ARSENIC	REG	1.8	500		mg/Kg	++	0.3	0.5		TB
NEED	LEAD	REG	10.6	500		mg/Kg	++	0.05	0.3		TB
REDO	SELENIUM	REG	0.26	500	B	mg/Kg	++	0.05	0.3		
SREV	THALLIUM	-MS-3050	0.21	500	B	mg/Kg	++	0.05	0.3		
SREV	URANIUM	-MS-3050	2.44	500		mg/Kg	++	0.05	0.3		TB

L70791-11SDL Tag: 1 Measured: 8/16/2008 12:18:00 AM

Status	Parm_Stored	Type	Value	Dil	Qual	Units	Appv	MDL	RDL	Text Value	Ext Qual
SREV	ANTIMONY	D		500	U	%	++	0.2	1		
SREV	ANTIMONY	FOUND		500	U	mg/Kg	++	0.2	1		
SREV	ANTIMONY	REG	0	500	U	mg/Kg	++	0.2	1		
SREV	ARSENIC	D		500	U	%	++	0.3	0.5		
SREV	ARSENIC	FOUND		500	U	mg/Kg	++	0.3	0.5		
SREV	ARSENIC	REG	0	500	U	mg/Kg	++	0.3	0.5		
SREV	LEAD	D	0.3	500		%	++	0.05	0.3		
SREV	LEAD	FOUND	2.114	500		mg/Kg	++	0.05	0.3		
SREV	LEAD	REG	10.57	500		mg/Kg	++	0.05	0.3		
SREV	SELENIUM	D		500	U	%	++	0.05	0.3		
SREV	SELENIUM	FOUND		500	U	mg/Kg	++	0.05	0.3		
SREV	SELENIUM	REG	0	500	U	mg/Kg	++	0.05	0.3		
SREV	THALLIUM	D		500	U	%	++	0.05	0.3		
SREV	THALLIUM	FOUND		500	U	mg/Kg	++	0.05	0.3		
SREV	THALLIUM	REG	0	500	U	mg/Kg	++	0.05	0.3		
SREV	URANIUM	D	2.5	500		%	++	0.05	0.3		
SREV	URANIUM	FOUND	0.476	500		mg/Kg	++	0.05	0.3		
SREV	URANIUM	REG	2.38	500		mg/Kg	++	0.05	0.3		

L70791-12 Tag: 1 Measured: 8/16/2008 12:24:00 AM

Status	Parm_Stored	Type	Value	Dil	Qual	Units	Appv	MDL	RDL	Text Value	Ext Qual
SREV	ANTIMONY	-MS-3050		500	U	mg/Kg	++	0.2	1		M2
SREV	THALLIUM	-MS-3050	0.25	500	B	mg/Kg	++	0.05	0.3		
SREV	URANIUM	-MS-3050	2.46	500		mg/Kg	++	0.05	0.3		TB

WG250091CCV2 Tag: Measured: 8/16/2008 12:31:00 AM

Status	Parm_Stored	Type	Value	Dil	Qual	Units	Appv	MDL	RDL	Text Value	Ext Qual
SREV	ANTIMONY	FOUND	0.01991	1		mg/L	++	0.0004	0.002		
SREV	ANTIMONY	REC	99.3	1		%	++	0.0004	0.002		
FAIL	ARSENIC	FOUND	0.05849	1		mg/L	++	0.0005	0.001		
FAIL	ARSENIC	REC	117	1		%	ALRT	0.0005	0.001		
SREV	LEAD	FOUND	0.04935	1		mg/L	++	0.0001	0.0005		
SREV	LEAD	REC	98.7	1		%	++	0.0001	0.0005		
FAIL	SELENIUM	FOUND	0.06081	1		mg/L	++	0.0001	0.0005		
FAIL	SELENIUM	REC	121.6	1		%	ALRT	0.0001	0.0005		
SREV	THALLIUM	FOUND	0.05309	1		mg/L	++	0.0001	0.0005		
SREV	THALLIUM	REC	106.2	1		%	++	0.0001	0.0005		
SREV	URANIUM	FOUND	0.05005	1		mg/L	++	0.0001	0.0005		
SREV	URANIUM	REC	100.1	1		%	++	0.0001	0.0005		

WG250091CCB2 Tag: Measured: 8/16/2008 12:37:00 AM

Status	Parm_Stored	Type	Value	Dil	Qual	Units	Appv	MDL	RDL	Text Value	Ext Qual
SREV	ANTIMONY	FOUND		1	U	mg/L	++	0.0004	0.002		
SREV	ARSENIC	FOUND		1	U	mg/L	++	0.0005	0.001		
SREV	LEAD	FOUND		1	U	mg/L	++	0.0001	0.0005		
SREV	SELENIUM	FOUND		1	U	mg/L	++	0.0001	0.0005		
SREV	THALLIUM	FOUND		1	U	mg/L	++	0.0001	0.0005		
SREV	URANIUM	FOUND		1	U	mg/L	++	0.0001	0.0005		

L70791-13 Tag: 1 Measured: 8/16/2008 12:43:00 AM

Status	Parm_Stored	Type	Value	Dil	Qual	Units	Appv	MDL	RDL	Text Value	Ext Qual
SREV	ANTIMONY	-MS-3050	0.3	500	B	mg/Kg	++	0.2	1		M2
REDO	ARSENIC	REG	1.9	500		mg/Kg	++	0.3	0.5		
REDO	SELENIUM	REG	0.17	500	B	mg/Kg	++	0.05	0.3		
SREV	THALLIUM	-MS-3050	0.29	500	B	mg/Kg	++	0.05	0.3		
SREV	URANIUM	-MS-3050	3.11	500		mg/Kg	++	0.05	0.3		TB

L70791-14 Tag: 1 Measured: 8/16/2008 12:50:00 AM

Status	Parm_Stored	Type	Value	Dil	Qual	Units	Appv	MDL	RDL	Text Value	Ext Qual
SREV	ANTIMONY	-MS-3050		500	U	mg/Kg	++	0.2	1		M2
REDO	ARSENIC	REG	1	500		mg/Kg	++	0.3	0.5		
REDO	SELENIUM	REG		500	U	mg/Kg	++	0.05	0.3		
SREV	THALLIUM	-MS-3050	0.28	500	B	mg/Kg	++	0.05	0.3		
SREV	URANIUM	-MS-3050	7.42	500		mg/Kg	++	0.05	0.3		TB

L70791-15 Tag: 1 Measured: 8/16/2008 12:56:00 AM

Status	Parm_Stored	Type	Value	Dil	Qual	Units	Appv	MDL	RDL	Text Value	Ext Qual
SREV	ANTIMONY	-MS-3050	0.2	500	B	mg/Kg	++	0.2	1		M2
REDO	ARSENIC	REG	2.1	500		mg/Kg	++	0.3	0.5		
REDO	SELENIUM	REG	0.33	500		mg/Kg	++	0.05	0.3		
SREV	THALLIUM	-MS-3050	0.3	500		mg/Kg	++	0.05	0.3		
SREV	URANIUM	-MS-3050	4.66	500		mg/Kg	++	0.05	0.3		TB

L70791-16 Tag: 1 Measured: 8/16/2008 1:03:00 AM

Status	Parm_Stored	Type	Value	Dil	Qual	Units	Appv	MDL	RDL	Text Value	Ext Qual
SREV	ANTIMONY	-MS-3050		500	U	mg/Kg	++	0.2	1		M2
REDO	ARSENIC	REG	0.8	500		mg/Kg	++	0.3	0.5		
REDO	SELENIUM	REG		500	U	mg/Kg	++	0.05	0.3		
SREV	THALLIUM	-MS-3050	0.32	500		mg/Kg	++	0.05	0.3		
SREV	URANIUM	-MS-3050	3.37	500		mg/Kg	++	0.05	0.3		TB

L70791-17 Tag: 1 Measured: 8/16/2008 1:09:00 AM

Status	Parm_Stored	Type	Value	Dil	Qual	Units	Appv	MDL	RDL	Text Value	Ext Qual
SREV	ANTIMONY	-MS-3050	0.3	500	B	mg/Kg	++	0.2	1		M2
REDO	ARSENIC	REG	3.1	500		mg/Kg	++	0.3	0.5		
REDO	SELENIUM	REG	0.58	500		mg/Kg	++	0.05	0.3		
SREV	THALLIUM	-MS-3050	0.3	500	B	mg/Kg	++	0.05	0.3		
SREV	URANIUM	-MS-3050	4.25	500		mg/Kg	++	0.05	0.3		TB

L70791-18 Tag: 1 Measured: 8/16/2008 1:16:00 AM

Status	Parm_Stored	Type	Value	Dil	Qual	Units	Appv	MDL	RDL	Text Value	Ext Qual
SREV	ANTIMONY	-MS-3050		500	U	mg/Kg	++	0.2	1		M2
REDO	ARSENIC	REG	2.1	500		mg/Kg	++	0.3	0.5		
REDO	SELENIUM	REG	0.16	500	B	mg/Kg	++	0.05	0.3		
SREV	THALLIUM	-MS-3050	0.26	500	B	mg/Kg	++	0.05	0.3		
SREV	URANIUM	-MS-3050	2.18	500		mg/Kg	++	0.05	0.3		TB

L70791-19 Tag: 1 Measured: 8/16/2008 1:22:00 AM

Status	Parm_Stored	Type	Value	Dil	Qual	Units	Appv	MDL	RDL	Text Value	Ext Qual
SREV	ANTIMONY	-MS-3050	0.3	500	B	mg/Kg	++	0.2	1		M2
REDO	ARSENIC	REG	2.7	500		mg/Kg	++	0.3	0.5		
REDO	SELENIUM	REG	0.45	500		mg/Kg	++	0.05	0.3		
SREV	THALLIUM	-MS-3050	0.28	500	B	mg/Kg	++	0.05	0.3		
SREV	URANIUM	-MS-3050	7.57	500		mg/Kg	++	0.05	0.3		TB

L70791-20 Tag: 1 Measured: 8/16/2008 1:28:00 AM

Status	Parm_Stored	Type	Value	Dil	Qual	Units	Appv	MDL	RDL	Text Value	Ext Qual
SREV	ANTIMONY	-MS-3050		1000	U	mg/Kg	++	0.4	2		M2
REDO	ARSENIC	REG	2.9	1000		mg/Kg	++	0.5	1		
SREV	LEAD	-MS-3050	253	1000		mg/Kg	++	0.1	0.5		
REDO	SELENIUM	REG	0.6	1000		mg/Kg	++	0.1	0.5		
SREV	THALLIUM	-MS-3050	0.2	1000	B	mg/Kg	++	0.1	0.5		
SREV	URANIUM	-MS-3050	7.8	1000		mg/Kg	++	0.1	0.5		TB

WG250091CCV3

Tag: Measured: 8/16/2008 1:35:00 AM

Status	Parm_Stored	Type	Value	Dil	Qual	Units	Appv	MDL	RDL	Text Value	Ext Qual
SREV	ANTIMONY	FOUND	0.02002	1		mg/L	++	0.0004	0.002		
SREV	ANTIMONY	REC	99.8	1		%	++	0.0004	0.002		
FAIL	ARSENIC	FOUND	0.0603	1		mg/L	++	0.0005	0.001		
FAIL	ARSENIC	REC	120.6	1		%	ALRT	0.0005	0.001		
SREV	LEAD	FOUND	0.04942	1		mg/L	++	0.0001	0.0005		
SREV	LEAD	REC	98.8	1		%	++	0.0001	0.0005		
FAIL	SELENIUM	FOUND	0.0629	1		mg/L	++	0.0001	0.0005		
FAIL	SELENIUM	REC	125.8	1		%	ALRT	0.0001	0.0005		
SREV	THALLIUM	FOUND	0.05253	1		mg/L	++	0.0001	0.0005		
SREV	THALLIUM	REC	105.1	1		%	++	0.0001	0.0005		
SREV	URANIUM	FOUND	0.04921	1		mg/L	++	0.0001	0.0005		
SREV	URANIUM	REC	98.4	1		%	++	0.0001	0.0005		

WG250091CCB3

Tag: Measured: 8/16/2008 1:41:00 AM

Status	Parm_Stored	Type	Value	Dil	Qual	Units	Appv	MDL	RDL	Text Value	Ext Qual
SREV	ANTIMONY	FOUND		1	U	mg/L	++	0.0004	0.002		
SREV	ARSENIC	FOUND		1	U	mg/L	++	0.0005	0.001		
SREV	LEAD	FOUND		1	U	mg/L	++	0.0001	0.0005		
SREV	SELENIUM	FOUND		1	U	mg/L	++	0.0001	0.0005		
SREV	THALLIUM	FOUND		1	U	mg/L	++	0.0001	0.0005		
SREV	URANIUM	FOUND		1	U	mg/L	++	0.0001	0.0005		

6020 QC Tune Report

Data File: C:\ICPCHEM\1\DATA\080815at.b\001TUNE.D
Date Acquired: Aug 15 2008 09:43 am
Acq. Method: TN6020.M
Operator: SCP
Sample Name: 6020 Tune
Misc Info:
Vial Number: 1201
Current Method: C:\ICPCHEM\1\METHODS\TN6020.M

RSD (%)

Element	Actual	Required	Flag
7 Li	1.18	5.00	
59 Co	1.32	5.00	
115 In	1.51	5.00	
205 Tl	0.69	5.00	

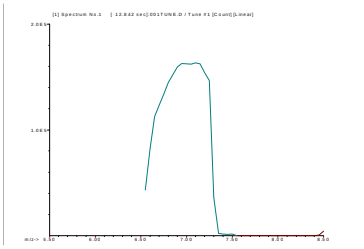

7 Li
Mass Calib.
Actual: 7.05
Required: 6.90 - 7.10
Flag:
Peak Width
Actual: 0.70
Required: 0.90
Flag:

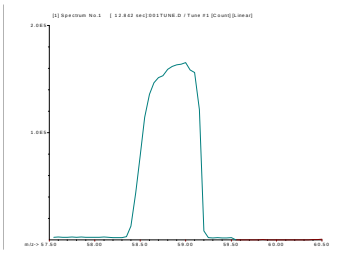

59 Co
Mass Calib.
Actual: 58.90
Required: 58.90 - 59.10
Flag:
Peak Width
Actual: 0.60
Required: 0.90
Flag:

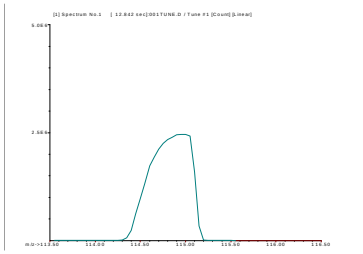

115 In
Mass Calib.
Actual: 114.95
Required: 114.90 - 115.10
Flag:
Peak Width
Actual: 0.55
Required: 0.90
Flag:

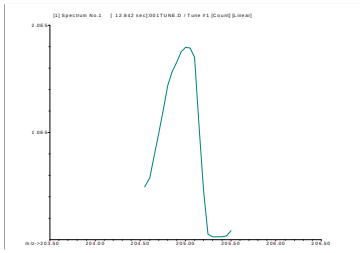

205 Tl
Mass Calib.
Actual: 205.00
Required: 204.90 - 205.10
Flag:
Peak Width
Actual: 0.65
Required: 0.90
Flag:

Sample QC Report

Data File: C:\ICPCHEM\1\DATA\wg250091.b\001SMPL.D\001SMPL.D#
Date Acquired: Aug 15 2008 09:05 pm
Acq. Method: 6020ACZ3.M
Operator:
Sample Name: wash
Misc Info:
Vial Number: 1101
Current Method: C:\ICPCHEM\1\METHODS\6020ACZ3.M
Calibration File: C:\ICPCHEM\1\CALIB\6020ACZ3.C
Last Cal. Update: Aug 13 2008 05:03 pm
Sample Type: Sample
Dilution Factor: 1.00
Autodil Factor: Undiluted
Final Dil Factor: 1.00

Data Results:
Analytes: Pass
ISTD: Pass

QC Elements

Element	IS Ref	Tune	Corr Conc	Raw Conc	Units	RSD(%)	High Limit	Flag
9 Be	6	3	0.001	0.001	ppb	496.56	200.00	
11 B	6	3	-0.309	-0.309	ppb	31.08	20.00	
27 Al	72	3	-0.245	-0.245	ppb	16.19	1000.00	
51 V	45	2	-0.238	-0.238	ppb	25.87	200.00	
52 Cr	45	2	-0.161	-0.161	ppb	5.55	200.00	
55 Mn	72	3	0.005	0.005	ppb	351.83	200.00	
59 Co	72	3	-0.025	-0.025	ppb	21.50	200.00	
60 Ni	45	2	0.014	0.014	ppb	218.49	500.00	
63 Cu	45	2	0.088	0.088	ppb	27.89	500.00	
66 Zn	72	3	0.026	0.026	ppb	160.92	1000.00	
75 As	45	2	0.134	0.134	ppb	14.38	500.00	
78 Se	45	1	-0.030	-0.030	ppb	54.26	500.00	
98 Mo	115	3	0.147	0.147	ppb	4.57	200.00	
107 Ag	115	3	-0.020	-0.020	ppb	16.50	50.00	
111 Cd	115	3	-0.005	-0.005	ppb	117.30	200.00	
118 Sn	115	3	0.120	0.120	ppb	3.89	200.00	
121 Sb	115	3	0.102	0.102	ppb	11.13	25.00	
137 Ba	115	3	-0.014	-0.014	ppb	53.20	500.00	
205 Tl	209	3	-0.017	-0.017	ppb	33.57	200.00	
208 Pb	209	3	-0.017	-0.017	ppb	90.69	500.00	
232 Th	209	3	0.038	0.038	ppb	6.77	200.00	
238 U	209	3	-0.007	-0.007	ppb	89.67	200.00	

ISTD Elements

Element	Tune	CPS Mean	RSD(%)	Ref Value	Rec(%)	QC Range(%)	Flag
6 Li	3	3692602	0.60	---	#VALUE!	30 - 125	
45 Sc	1	2098922	9.32	---	#VALUE!	30 - 125	
45 Sc	2	468617	3.72	---	#VALUE!	30 - 125	
45 Sc	3	6885986	0.35	---	#VALUE!	30 - 125	
72 Ge	1	546136	7.26	---	#VALUE!	30 - 125	
72 Ge	2	221810	2.19	---	#VALUE!	30 - 125	
72 Ge	3	1174155	1.05	---	#VALUE!	30 - 125	
74 Ge	1	762612	6.09	---	#VALUE!	30 - 125	
74 Ge	2	326798	1.66	---	#VALUE!	30 - 125	
74 Ge	3	1597261	1.08	---	#VALUE!	30 - 125	
115 In	1	2569264	8.28	---	#VALUE!	30 - 125	
115 In	2	1040930	3.43	---	#VALUE!	30 - 125	
115 In	3	3538223	0.65	---	#VALUE!	30 - 125	
159 Tb	3	4987854	0.66	---	#VALUE!	30 - 125	
209 Bi	3	6349109	0.39	---	#VALUE!	30 - 125	

Tune File# 1 c:\icpchem\1\7500\h2.u
Tune File# 2 c:\icpchem\1\7500\he.u
Tune File# 3 c:\icpchem\1\7500\norm.u

ISTD Ref File : ---

0 :Element Failures
0 :ISTD Failures
0 :Max. Number of Failures Allowed
0 :Max. Number of ISTD Failures Allowed

Calibration Blank QC Report

Data File: C:\ICPCHEM\1\DATA\wg250091.b\002CAL
Date Acquired: Aug 15 2008 09:12 pm
Operator:
Sample Name: Calblk
Misc Info:
Vial Number: 1101
Current Method: C:\ICPCHEM\1\METHODS\6020ACZ3.M
Calibration File: C:\ICPCHEM\1\CALIB\6020ACZ3.C
Last Cal Update: Aug 15 2008 09:15 pm
Sample Type: CalBlk
Total Dil Factor: 1.00

QC&ISTD Elements

Element		CPS Mean		SD	RSD(%)
6	Li	3891005.00	A	25890.00	0.67
7	(Li)		P		
9	Be	52.22	P	12.62	24.17
11	B	20856.50	P	408.30	1.96
27	Al	18268.97	P	418.30	2.29
45	Sc	2372515.00	A	46920.00	1.98
45	Sc	545575.88	P	30030.00	5.50
45	Sc	7411865.00	A	154300.00	2.08
51	V	7004.07	P	111.50	1.59
52	Cr	776.25	P	46.29	5.96
55	Mn	8109.17	P	381.30	4.70
59	Co	257.79	P	34.21	13.27
60	Ni	142.67	P	31.67	22.20
63	Cu	7241.31	P	413.80	5.71
66	Zn	1948.29	P	92.66	4.76
72	Ge	613391.19	P	6725.00	1.10
72	Ge	257401.50	P	8904.00	3.46
72	Ge	1267746.00	A	28330.00	2.23
74	Ge	856842.69	M	18790.00	2.19
74	Ge	378641.19	P	13050.00	3.45
74	Ge	1716471.00	A	4144.00	0.24
75	As	168.22	P	9.58	5.69
78	Se	13.63	P	0.90	6.59
98	Mo	774.49	P	61.68	7.96
107	Ag	190.01	P	21.86	11.51
111	Cd	29.11	P	15.24	52.36
115	In	2812488.00	A	52830.00	1.88
115	In	1196965.00	A	49280.00	4.12
115	In	3808147.00	A	73840.00	1.94
118	Sn	2502.52	P	65.36	2.61
121	Sb	1035.98	P	29.49	2.85
137	Ba	145.57	P	28.74	19.74
159	Tb	5336675.00	A	128100.00	2.40
205	Tl	321.13	P	56.70	17.66
208	Pb	1430.09	P	121.70	8.51
209	Bi	6753114.00	A	160400.00	2.38
232	Th	1258.59	P	67.56	5.37
238	U	175.56	P	10.18	5.80

Calibration Blank QC Report

Data File: C:\ICPCHEM\1\DATA\wg250091.b\003CAL
Date Acquired: Aug 15 2008 09:18 pm
Operator:
Sample Name: Calblk
Misc Info:
Vial Number: 1102
Current Method: C:\ICPCHEM\1\METHODS\6020ACZ3.M
Calibration File: C:\ICPCHEM\1\CALIB\6020ACZ3.C
Last Cal Update: Aug 15 2008 09:15 pm
Sample Type: CalBlk
Total Dil Factor: 1.00

QC&ISTD Elements

Element		CPS Mean		SD	RSD(%)
6	Li	3922378.00	A	43250.00	1.10
7	(Li)		P		
9	Be	191.12	P	22.20	11.62
11	B	17797.14	P	43.30	0.24
27	Al	33019.96	P	303.70	0.92
45	Sc	2392104.00	A	175000.00	7.32
45	Sc	579650.50	P	5476.00	0.94
45	Sc	7412057.00	A	31080.00	0.42
51	V	7449.40	P	160.30	2.15
52	Cr	876.70	P	13.28	1.51
55	Mn	12080.65	P	417.50	3.46
59	Co	908.95	P	50.15	5.52
60	Ni	292.01	P	14.85	5.09
63	Cu	8169.77	P	55.50	0.68
66	Zn	2602.85	P	46.55	1.79
72	Ge	616824.81	P	32510.00	5.27
72	Ge	269627.00	P	1436.00	0.53
72	Ge	1274795.00	A	2127.00	0.17
74	Ge	857437.69	M	32050.00	3.74
74	Ge	397394.09	P	2712.00	0.68
74	Ge	1715276.00	A	8283.00	0.48
75	As	201.56	P	16.47	8.17
78	Se	29.11	P	2.99	10.27
98	Mo	810.05	P	57.83	7.14
107	Ag	240.01	P	8.82	3.67
111	Cd	95.84	P	8.92	9.31
115	In	2777713.00	A	201300.00	7.25
115	In	1278782.00	A	29250.00	2.29
115	In	3810637.00	A	64410.00	1.69
118	Sn	2499.19	P	69.40	2.78
121	Sb	767.44	P	36.96	4.82
137	Ba	324.46	P	13.47	4.15
159	Tb	5296339.00	A	68860.00	1.30
205	Tl	841.17	P	88.35	10.50
208	Pb	2974.69	P	53.59	1.80
209	Bi	6681395.00	A	86590.00	1.30
232	Th	1647.16	P	21.82	1.32
238	U	1023.41	P	86.61	8.46

Calibration Standard QC Report

Data File: C:\ICPCHEM\1\DATA\wg250091.b\004CALS.D\004CALS.D#
Date Acquired: Aug 15 2008 09:24 pm
Operator:
Sample Name: PQV Std
Misc Info:
Vial Number: 1103
Current Method: C:\ICPCHEM\1\METHODS\6020ACZ3.M
Calibration File: C:\ICPCHEM\1\CALIB\6020ACZ3.C
Last Cal Update: Aug 15 2008 09:21 pm
Sample Type: CalStd
Total Dil Factor: 1.00

QC&ISTD Elements

Element	CPS Mean		SD	RSD(%)
6 Li	3949765.00	A	25150.00	0.64
7 (Li)		P		
9 Be	3607.19	P	66.44	1.84
11 B	20642.90	P	392.80	1.90
27 Al	176799.00	P	1431.00	0.81
45 Sc	2455588.00	A	51510.00	2.10
45 Sc	581107.81	P	4081.00	0.70
45 Sc	7516647.00	A	93970.00	1.25
51 V	13191.02	P	242.50	1.84
52 Cr	4093.24	P	44.07	1.08
55 Mn	107585.70	P	551.10	0.51
59 Co	8761.71	P	180.20	2.06
60 Ni	8792.56	P	101.20	1.15
63 Cu	26549.61	P	148.40	0.56
66 Zn	38551.01	P	213.90	0.55
72 Ge	639151.63	P	3390.00	0.53
72 Ge	270550.81	P	285.50	0.11
72 Ge	1287862.00	A	8182.00	0.64
74 Ge	877150.00	A	7165.00	0.82
74 Ge	397480.19	P	2373.00	0.60
74 Ge	1757625.00	A	11010.00	0.63
75 As	905.59	P	21.57	2.38
78 Se	103.41	P	4.50	4.35
98 Mo	25837.53	P	333.70	1.29
107 Ag	1136.75	P	60.10	5.29
111 Cd	1790.24	P	45.37	2.53
115 In	2859122.00	A	31920.00	1.12
115 In	1273080.00	A	21740.00	1.71
115 In	3884045.00	A	5300.00	0.14
118 Sn	11201.29	P	296.60	2.65
121 Sb	12320.47	P	177.00	1.44
137 Ba	2745.92	P	16.45	0.60
159 Tb	5320084.00	A	24100.00	0.45
205 Tl	16171.06	P	158.60	0.98
208 Pb	24368.26	P	488.70	2.01
209 Bi	6725871.00	A	16560.00	0.25
232 Th	257189.20	P	1408.00	0.55
238 U	25698.36	P	413.40	1.61

ISTD Elements

Element	CPS Mean	RSD(%)	Ref Value	Rec(%)	QC Range(%)	Flag
6 Li	3949764.50	0.64	3922378.00	100.7	30 - 125	
45 Sc	2455587.80	2.10	2392104.30	102.7	30 - 125	
45 Sc	581107.81	0.70	579650.44	100.3	30 - 125	
45 Sc	7516647.00	1.25	7412057.00	101.4	30 - 125	
72 Ge	639151.69	0.53	616824.81	103.6	30 - 125	
72 Ge	270550.84	0.11	269627.00	100.3	30 - 125	
72 Ge	1287861.60	0.64	1274794.50	101.0	30 - 125	
74 Ge	877150.00	0.82	857437.75	102.3	30 - 125	
74 Ge	397480.19	0.60	397394.13	100.0	30 - 125	
74 Ge	1757624.80	0.63	1715275.90	102.5	30 - 125	
115 In	2859122.30	1.12	2777713.00	102.9	30 - 125	
115 In	1273079.80	1.71	1278782.60	99.6	30 - 125	
115 In	3884045.00	0.14	3810637.00	101.9	30 - 125	
159 Tb	5320083.50	0.45	5296339.00	100.4	30 - 125	
209 Bi	6725871.50	0.25	6681394.50	100.7	30 - 125	

ISTD Ref File : C:\ICPCHEM\1\DATA\wg250091.b\003CALB.D\003CALB.D#

--- :Element Failures --- :Max. Number of Failures Allowed
0 :ISTD Failures 0 :Max. Number of ISTD Failures Allowed

Data Results:
Analytes: Pass
ISTD: Pass

Calibration Standard QC Report

Data File: C:\ICPCHEM\1\DATA\wg250091.b\005CALS.D\005CALS.D#
Date Acquired: Aug 15 2008 09:31 pm
Operator:
Sample Name: Level 3 Std
Misc Info:
Vial Number: 1104
Current Method: C:\ICPCHEM\1\METHODS\6020ACZ3.M
Calibration File: C:\ICPCHEM\1\CALIB\6020ACZ3.C
Last Cal Update: Aug 15 2008 09:28 pm
Sample Type: CalStd
Total Dil Factor: 1.00

QC&ISTD Elements

Element	CPS Mean		SD	RSD(%)
6 Li	3910200.00	A	56450.00	1.44
7 (Li)		P		
9 Be	152936.80	P	544.70	0.36
11 B	25585.69	P	60.88	0.24
27 Al	3122870.00	A	19950.00	0.64
45 Sc	2474389.00	A	4176.00	0.17
45 Sc	585333.50	P	3483.00	0.60
45 Sc	7424829.00	A	223300.00	3.01
51 V	132653.50	P	562.30	0.42
52 Cr	146029.80	P	360.00	0.25
55 Mn	893357.38	A	9261.00	1.04
59 Co	733890.81	P	6724.00	0.92
60 Ni	153535.91	P	957.90	0.62
63 Cu	414793.91	P	1755.00	0.42
66 Zn	374591.09	P	3829.00	1.02
72 Ge	634423.31	P	7663.00	1.21
72 Ge	271573.00	P	1093.00	0.40
72 Ge	1265024.00	A	26110.00	2.06
74 Ge	864768.19	A	4269.00	0.49
74 Ge	399765.00	P	1780.00	0.45
74 Ge	1730511.00	A	34940.00	2.02
75 As	37440.37	P	167.30	0.45
78 Se	18845.34	P	191.70	1.02
98 Mo	213312.80	P	2682.00	1.26
107 Ag	88704.13	P	704.00	0.79
111 Cd	72715.65	P	803.80	1.11
115 In	2847630.00	A	24920.00	0.88
115 In	1290653.00	A	15040.00	1.17
115 In	3835339.00	A	130200.00	3.39
118 Sn	215673.41	P	2945.00	1.37
121 Sb	27816.80	P	231.00	0.83
137 Ba	250905.30	P	2110.00	0.84
159 Tb	5291707.00	A	178800.00	3.38
205 Tl	669922.31	P	8200.00	1.22
208 Pb	2397262.00	A	27870.00	1.16
209 Bi	6645754.00	A	168000.00	2.53
232 Th	1033295.00	M	5165.00	0.50
238 U	1027150.00	M	8859.00	0.86

ISTD Elements

Element	CPS Mean	RSD(%)	Ref Value	Rec(%)	QC Range(%)	Flag
6 Li	3910200.00	1.44	3922378.00	99.7	30 - 125	
45 Sc	2474389.00	0.17	2392104.30	103.4	30 - 125	
45 Sc	585333.50	0.60	579650.44	101.0	30 - 125	
45 Sc	7424828.50	3.01	7412057.00	100.2	30 - 125	
72 Ge	634423.31	1.21	616824.81	102.9	30 - 125	
72 Ge	271573.03	0.40	269627.00	100.7	30 - 125	
72 Ge	1265023.50	2.06	1274794.50	99.2	30 - 125	
74 Ge	864768.19	0.49	857437.75	100.9	30 - 125	
74 Ge	399765.03	0.45	397394.13	100.6	30 - 125	
74 Ge	1730510.90	2.02	1715275.90	100.9	30 - 125	
115 In	2847630.30	0.88	2777713.00	102.5	30 - 125	
115 In	1290653.50	1.17	1278782.60	100.9	30 - 125	
115 In	3835338.80	3.39	3810637.00	100.6	30 - 125	
159 Tb	5291707.00	3.38	5296339.00	99.9	30 - 125	
209 Bi	6645754.00	2.53	6681394.50	99.5	30 - 125	

ISTD Ref File : C:\ICPCHEM\1\DATA\wg250091.b\003CALB.D\003CALB.D#

--- :Element Failures --- :Max. Number of Failures Allowed
0 :ISTD Failures 0 :Max. Number of ISTD Failures Allowed

Data Results:
Analytes: Pass
ISTD: Pass

Calibration Standard QC Report

Data File: C:\ICPCHEM\1\DATA\wg250091.b\006CALS.D\006CALS.D#
Date Acquired: Aug 15 2008 09:37 pm
Operator:
Sample Name: Level 4 Std
Misc Info:
Vial Number: 1105
Current Method: C:\ICPCHEM\1\METHODS\6020ACZ3.M
Calibration File: C:\ICPCHEM\1\CALIB\6020ACZ3.C
Last Cal Update: Aug 15 2008 09:34 pm
Sample Type: CalStd
Total Dil Factor: 1.00

QC&ISTD Elements

Element	CPS Mean		SD	RSD(%)
6 Li	3905547.00	A	40820.00	1.05
7 (Li)		P		
9 Be	771794.50	A	2824.00	0.37
11 B	66644.74	P	853.70	1.28
27 Al	14022700.00	A	57170.00	0.41
45 Sc	2381731.00	A	96260.00	4.04
45 Sc	570987.63	P	11910.00	2.09
45 Sc	7290222.00	A	73820.00	1.01
51 V	594620.19	P	5417.00	0.91
52 Cr	657271.38	P	3277.00	0.50
55 Mn	3912671.00	A	31560.00	0.81
59 Co	3441642.00	A	40970.00	1.19
60 Ni	690972.13	P	3107.00	0.45
63 Cu	1821557.00	A	5349.00	0.29
66 Zn	1682686.00	A	8344.00	0.50
72 Ge	613308.38	P	12170.00	1.98
72 Ge	264334.59	P	3323.00	1.26
72 Ge	1245138.00	A	15000.00	1.20
74 Ge	863623.81	M	15900.00	1.84
74 Ge	388950.09	P	4881.00	1.25
74 Ge	1707052.00	A	18800.00	1.10
75 As	166994.80	P	1697.00	1.02
78 Se	90076.15	P	514.60	0.57
98 Mo	1005439.00	A	5630.00	0.56
107 Ag	433529.50	P	2092.00	0.48
111 Cd	334315.81	P	4603.00	1.38
115 In	2768379.00	A	109000.00	3.94
115 In	1278276.00	A	23240.00	1.82
115 In	3775125.00	A	27200.00	0.72
118 Sn	1019205.00	A	8950.00	0.88
121 Sb	129876.60	P	845.90	0.65
137 Ba	1209728.00	A	32340.00	2.67
159 Tb	5234781.00	A	68070.00	1.30
205 Tl	3223902.00	A	44880.00	1.39
208 Pb	10853530.00	A	175000.00	1.61
209 Bi	6623147.00	A	145600.00	2.20
232 Th	4711308.00	A	41780.00	0.89
238 U	4731835.00	A	58650.00	1.24

ISTD Elements

Element	CPS Mean	RSD(%)	Ref Value	Rec(%)	QC Range(%)	Flag
6 Li	3905547.30	1.05	3922378.00	99.6	30 - 125	
45 Sc	2381731.30	4.04	2392104.30	99.6	30 - 125	
45 Sc	570987.63	2.09	579650.44	98.5	30 - 125	
45 Sc	7290222.50	1.01	7412057.00	98.4	30 - 125	
72 Ge	613308.44	1.98	616824.81	99.4	30 - 125	
72 Ge	264334.63	1.26	269627.00	98.0	30 - 125	
72 Ge	1245138.40	1.20	1274794.50	97.7	30 - 125	
74 Ge	863623.81	1.84	857437.75	100.7	30 - 125	
74 Ge	388950.06	1.25	397394.13	97.9	30 - 125	
74 Ge	1707052.30	1.10	1715275.90	99.5	30 - 125	
115 In	2768379.30	3.94	2777713.00	99.7	30 - 125	
115 In	1278275.60	1.82	1278782.60	100.0	30 - 125	
115 In	3775124.50	0.72	3810637.00	99.1	30 - 125	
159 Tb	5234781.00	1.30	5296339.00	98.8	30 - 125	
209 Bi	6623147.00	2.20	6681394.50	99.1	30 - 125	

ISTD Ref File : C:\ICPCHEM\1\DATA\wg250091.b\003CALB.D\003CALB.D#

--- :Element Failures --- :Max. Number of Failures Allowed
0 :ISTD Failures 0 :Max. Number of ISTD Failures Allowed

Data Results:
Analytes: Pass
ISTD: Pass

Calibration Standard QC Report

Data File: C:\ICPCHEM\1\DATA\wg250091.b\007CALS.D\007CALS.D#
Date Acquired: Aug 15 2008 09:43 pm
Operator:
Sample Name: Level 5 Std
Misc Info:
Vial Number: 1106
Current Method: C:\ICPCHEM\1\METHODS\6020ACZ3.M
Calibration File: C:\ICPCHEM\1\CALIB\6020ACZ3.C
Last Cal Update: Aug 15 2008 09:40 pm
Sample Type: CalStd
Total Dil Factor: 1.00

QC&ISTD Elements

Element	CPS Mean		SD	RSD(%)
6 Li	3887657.00	A	11880.00	0.31
7 (Li)		P		
9 Be	1550984.00	A	422.30	0.03
11 B	120462.60	P	2082.00	1.73
27 Al	28182270.00	A	202000.00	0.72
45 Sc	2389373.00	A	20510.00	0.86
45 Sc	564618.81	P	12220.00	2.16
45 Sc	7249725.00	A	69620.00	0.96
51 V	1175019.00	A	1968.00	0.17
52 Cr	1312852.00	A	16490.00	1.26
55 Mn	7835583.00	A	78450.00	1.00
59 Co	6832834.00	A	32660.00	0.48
60 Ni	1349564.00	A	4190.00	0.31
63 Cu	3523639.00	A	23540.00	0.67
66 Zn	3349555.00	A	15690.00	0.47
72 Ge	605836.00	P	5712.00	0.94
72 Ge	260501.50	P	3317.00	1.27
72 Ge	1241758.00	A	6577.00	0.53
74 Ge	833736.81	A	6950.00	0.83
74 Ge	385645.91	P	5601.00	1.45
74 Ge	1697450.00	A	13720.00	0.81
75 As	330331.31	P	1766.00	0.53
78 Se	175771.09	P	486.80	0.28
98 Mo	2014542.00	A	23840.00	1.18
107 Ag	863493.69	P	6697.00	0.78
111 Cd	672127.13	P	3652.00	0.54
115 In	2788907.00	A	27150.00	0.97
115 In	1254262.00	A	30090.00	2.40
115 In	3789163.00	A	30490.00	0.80
118 Sn	2042924.00	A	28790.00	1.41
121 Sb	258096.30	P	764.70	0.30
137 Ba	2390478.00	A	17690.00	0.74
159 Tb	5208816.00	A	29330.00	0.56
205 Tl	6297551.00	A	49280.00	0.78
208 Pb	21558590.00	A	165900.00	0.77
209 Bi	6543408.00	A	46490.00	0.71
232 Th	9324984.00	A	44730.00	0.48
238 U	9317614.00	A	5992.00	0.06

ISTD Elements

Element	CPS Mean	RSD(%)	Ref Value	Rec(%)	QC Range(%)	Flag
6 Li	3887657.30	0.31	3922378.00	99.1	30 - 125	
45 Sc	2389372.80	0.86	2392104.30	99.9	30 - 125	
45 Sc	564618.88	2.16	579650.44	97.4	30 - 125	
45 Sc	7249725.50	0.96	7412057.00	97.8	30 - 125	
72 Ge	605836.00	0.94	616824.81	98.2	30 - 125	
72 Ge	260501.53	1.27	269627.00	96.6	30 - 125	
72 Ge	1241758.10	0.53	1274794.50	97.4	30 - 125	
74 Ge	833736.81	0.83	857437.75	97.2	30 - 125	
74 Ge	385645.84	1.45	397394.13	97.0	30 - 125	
74 Ge	1697450.10	0.81	1715275.90	99.0	30 - 125	
115 In	2788906.80	0.97	2777713.00	100.4	30 - 125	
115 In	1254261.80	2.40	1278782.60	98.1	30 - 125	
115 In	3789163.50	0.80	3810637.00	99.4	30 - 125	
159 Tb	5208816.50	0.56	5296339.00	98.3	30 - 125	
209 Bi	6543408.00	0.71	6681394.50	97.9	30 - 125	

ISTD Ref File : C:\ICPCHEM\1\DATA\wg250091.b\003CALB.D\003CALB.D#

--- :Element Failures --- :Max. Number of Failures Allowed
0 :ISTD Failures 0 :Max. Number of ISTD Failures Allowed

Data Results:
Analytes: Pass
ISTD: Pass

Initial Calibration Verification (CCV) QC Report

Data File: C:\ICPCHEM\1\DATA\wg250091.b\008_QCS.D\008_QCS.D#
Date Acquired: Aug 15 2008 09:49 pm
Operator:
Sample Name: ICV
Misc Info:
Vial Number: 1107
Current Method: C:\ICPCHEM\1\METHODS\6020ACZ3.M
Calibration File: C:\ICPCHEM\1\CALIB\6020ACZ3.C
Last Cal Update: Aug 15 2008 09:46 pm
Sample Type: QCS
Total Dil Factor: 1.00

Data Results:
Analytes: Fail
ISTD: Pass

QC Elements

Element	IS Ref	Tune	Conc. ppb	RSD(%)	Expected	Rec(%)	QC Range(%)	Flag
9 Be	6	3	50.200	0.99	50.00	100.4	89 - 110	
11 B	6	3	21.230	0.28	20.00	106.2	89 - 110	
27 Al	72	3	100.300	1.49	100.00	100.3	89 - 110	
51 V	45	2	50.440	1.24	50.00	100.9	89 - 110	
52 Cr	45	2	51.910	1.54	50.00	103.8	89 - 110	
55 Mn	72	3	50.810	1.48	50.00	101.6	89 - 110	
59 Co	72	3	49.130	1.32	50.00	98.3	89 - 110	
60 Ni	45	2	52.060	1.03	50.00	104.1	89 - 110	
63 Cu	45	2	53.610	1.28	50.00	107.2	89 - 110	
66 Zn	72	3	59.040	1.31	50.00	118.1	89 - 110	Fail
75 As	45	2	60.990	1.44	50.00	122.0	89 - 110	Fail
78 Se	45	1	62.030	0.60	50.00	124.1	89 - 110	Fail
98 Mo	115	3	19.740	1.87	20.00	98.7	89 - 110	
107 Ag	115	3	20.130	0.76	20.00	100.7	89 - 110	
111 Cd	115	3	53.270	1.19	50.00	106.5	89 - 110	
118 Sn	115	3	49.810	0.34	50.00	99.6	89 - 110	
121 Sb	115	3	20.320	0.97	20.00	101.6	89 - 110	
137 Ba	115	3	50.650	0.41	50.00	101.3	89 - 110	
205 Tl	209	3	52.830	1.30	50.00	105.7	89 - 110	
208 Pb	209	3	49.620	0.54	50.00	99.2	89 - 110	
232 Th	209	3	50.320	1.10	50.00	100.6	89 - 110	
238 U	209	3	49.870	1.02	50.00	99.7	89 - 110	

ISTD Elements

Element	Tune	CPS Mean	RSD(%)	Ref Value	Rec(%)	QC Range(%)	Flag
6 Li	3	4012128	1.12	3922378	102.3	30 - 125	
45 Sc	1	2588419	0.79	2392104	108.2	30 - 125	
45 Sc	2	591393	1.58	579650	102.0	30 - 125	
45 Sc	3	7435770	1.42	7412057	100.3	30 - 125	
72 Ge	1	673196	0.72	616825	109.1	30 - 125	
72 Ge	2	278361	0.79	269627	103.2	30 - 125	
72 Ge	3	1296911	1.49	1274795	101.7	30 - 125	
74 Ge	1	927080	0.65	857438	108.1	30 - 125	
74 Ge	2	409759	1.10	397394	103.1	30 - 125	
74 Ge	3	1760310	1.12	1715276	102.6	30 - 125	
115 In	1	2989940	0.61	2777713	107.6	30 - 125	
115 In	2	1302433	0.86	1278783	101.8	30 - 125	
115 In	3	3815178	1.52	3810637	100.1	30 - 125	
159 Tb	3	5243966	2.03	5296339	99.0	30 - 125	
209 Bi	3	6717722	1.66	6681395	100.5	30 - 125	

Tune File# 1 c:\icpchem\1\7500\h2.u
Tune File# 2 c:\icpchem\1\7500\he.u
Tune File# 3 c:\icpchem\1\7500\norm.u

ISTD Ref File : C:\ICPCHEM\1\DATA\wg250091.b\003CALB.D\003CALB.D#

3 :Element Failures 0 :Max. Number of Failures Allowed
0 :ISTD Failures 0 :Max. Number of ISTD Failures Allowed

Continuing Calibration Blank (CCB) QC Report

Data File: C:\ICPCHEM\1\DATA\wg250091.b\009_CCB.D\009_CCB.D#
Date Acquired: Aug 15 2008 09:56 pm
Operator:
Sample Name: ICB
Misc Info:
Vial Number: 1102
Current Method: C:\ICPCHEM\1\METHODS\6020ACZ3.M
Calibration File: C:\ICPCHEM\1\CALIB\6020ACZ3.C
Last Cal Update: Aug 15 2008 09:46 pm
Sample Type: CCB
Total Dil Factor: 1.00

Data Results:
Analytes: Pass
ISTD: Pass

QC Elements

Element	IS Ref	Tune	Conc.	RSD(%)	High Limit	Flag
9 Be	6	3	0.022 ppb	25.39	0.300	
11 B	6	3	0.852 ppb	12.01	1.500	
27 Al	72	3	0.053 ppb	38.89	3.000	
51 V	45	2	-0.061 ppb	67.53	0.600	
52 Cr	45	2	-0.006 ppb	163.97	0.300	
55 Mn	72	3	0.020 ppb	15.60	1.500	
59 Co	72	3	0.009 ppb	24.43	0.150	
60 Ni	45	2	0.031 ppb	289.32	1.800	
63 Cu	45	2	-0.026 ppb	11.08	1.500	
66 Zn	72	3	0.004 ppb	381.63	6.000	
75 As	45	2	0.324 ppb	1.81	1.500	
78 Se	45	1	0.074 ppb	34.72	3.000	
98 Mo	115	3	0.148 ppb	6.74	1.500	
107 Ag	115	3	0.001 ppb	233.36	0.150	
111 Cd	115	3	0.007 ppb	43.76	0.300	
118 Sn	115	3	0.032 ppb	41.82	0.300	
121 Sb	115	3	0.476 ppb	7.27	1.200	
137 Ba	115	3	0.002 ppb	323.98	0.300	
205 Tl	209	3	0.028 ppb	11.20	0.300	
206 (Pb)	209	3	0.019 ppb	20.61	0.300	
232 Th	209	3	0.071 ppb	5.42	3.000	
238 U	209	3	0.009 ppb	10.01	0.300	

ISTD Elements

Element	Tune	CPS Mean	RSD(%)	Ref Value	Rec(%)	QC Range(%)	Flag
6 Li	3	3940334	1.48	3922378	100.5	30 - 125	
45 Sc	1	2344402	6.24	2392104	98.0	30 - 125	
45 Sc	2	579604	1.68	579650	100.0	30 - 125	
45 Sc	3	7335525	0.79	7412057	99.0	30 - 125	
72 Ge	1	609338	5.43	616825	98.8	30 - 125	
72 Ge	2	268824	1.21	269627	99.7	30 - 125	
72 Ge	3	1256092	1.39	1274795	98.5	30 - 125	
74 Ge	1	855063	3.95	857438	99.7	30 - 125	
74 Ge	2	395739	1.49	397394	99.6	30 - 125	
74 Ge	3	1720296	0.36	1715276	100.3	30 - 125	
115 In	1	2729421	6.44	2777713	98.3	30 - 125	
115 In	2	1274359	1.47	1278783	99.7	30 - 125	
115 In	3	3797116	0.86	3810637	99.6	30 - 125	
159 Tb	3	5156117	2.24	5296339	97.4	30 - 125	
209 Bi	3	6505077	1.31	6681395	97.4	30 - 125	

Tune File# 1 c:\icpchem\1\7500\h2.u
Tune File# 2 c:\icpchem\1\7500\he.u
Tune File# 3 c:\icpchem\1\7500\norm.u

ISTD Ref File : C:\ICPCHEM\1\DATA\wg250091.b\003CALB.D\003CALB.D#

0 :Element Failures
0 :ISTD Failures

0 :Max. Number of Failures Allowed
0 :Max. Number of ISTD Failures Allowed

Continuing Calibration Blank (CCB) QC Report

Data File: C:\ICPCHEM\1\DATA\wg250091.b\010_CCB.D\010_CCB.D#
Date Acquired: Aug 15 2008 10:02 pm
Operator:
Sample Name: ICSA
Misc Info:
Vial Number: 4510
Current Method: C:\ICPCHEM\1\METHODS\6020ACZ3.M
Calibration File: C:\ICPCHEM\1\CALIB\6020ACZ3.C
Last Cal Update: Aug 15 2008 09:46 pm
Sample Type: CCB
Total Dil Factor: 1.00

Data Results:
Analytes: Fail
ISTD: Pass

QC Elements

Element	IS Ref	Tune	Conc.	RSD(%)	High Limit	Flag
9 Be	6	3	0.002 ppb	338.90	0.300	
11 B	6	3	0.461 ppb	13.17	1.500	
27 Al	72	3	47810.000 ppb	0.45	3.000	Fail
51 V	45	2	-0.676 ppb	1.95	0.600	
52 Cr	45	2	0.345 ppb	4.00	0.300	Fail
55 Mn	72	3	1.248 ppb	0.75	1.500	
59 Co	72	3	0.202 ppb	1.89	0.150	Fail
60 Ni	45	2	0.271 ppb	4.57	1.800	
63 Cu	45	2	0.476 ppb	3.85	1.500	
66 Zn	72	3	5.859 ppb	0.49	6.000	
75 As	45	2	0.154 ppb	13.75	1.500	
78 Se	45	1	0.043 ppb	35.36	3.000	
98 Mo	115	3	1001.000 ppb	0.64	1.500	Fail
107 Ag	115	3	0.072 ppb	5.87	0.150	
111 Cd	115	3	0.094 ppb	18.41	0.300	
118 Sn	115	3	-0.153 ppb	4.47	0.300	
121 Sb	115	3	0.125 ppb	6.87	1.200	
137 Ba	115	3	3.721 ppb	2.15	0.300	Fail
205 Tl	209	3	0.005 ppb	23.66	0.300	
206 (Pb)	209	3	0.197 ppb	5.08	0.300	
232 Th	209	3	0.056 ppb	0.99	3.000	
238 U	209	3	-0.005 ppb	35.34	0.300	

ISTD Elements

Element	Tune	CPS Mean	RSD(%)	Ref Value	Rec(%)	QC Range(%)	Flag
6 Li	3	3657377	0.51	3922378	93.2	30 - 125	
45 Sc	1	2297485	0.60	2392104	96.0	30 - 125	
45 Sc	2	551254	1.13	579650	95.1	30 - 125	
45 Sc	3	7052647	0.68	7412057	95.2	30 - 125	
72 Ge	1	581243	1.84	616825	94.2	30 - 125	
72 Ge	2	255631	0.77	269627	94.8	30 - 125	
72 Ge	3	1197611	0.85	1274795	93.9	30 - 125	
74 Ge	1	822453	1.77	857438	95.9	30 - 125	
74 Ge	2	372894	0.77	397394	93.8	30 - 125	
74 Ge	3	1610903	1.30	1715276	93.9	30 - 125	
115 In	1	2632749	1.34	2777713	94.8	30 - 125	
115 In	2	1176587	1.19	1278783	92.0	30 - 125	
115 In	3	3516894	0.93	3810637	92.3	30 - 125	
159 Tb	3	4999794	1.18	5296339	94.4	30 - 125	
209 Bi	3	5897364	0.45	6681395	88.3	30 - 125	

Tune File# 1 c:\icpchem\1\7500\h2.u
Tune File# 2 c:\icpchem\1\7500\he.u
Tune File# 3 c:\icpchem\1\7500\norm.u

ISTD Ref File : C:\ICPCHEM\1\DATA\wg250091.b\003CALB.D\003CALB.D#

5 :Element Failures
0 :ISTD Failures
0 :Max. Number of Failures Allowed
0 :Max. Number of ISTD Failures Allowed

ICSAB QC Report

Data File: C:\ICPCHEM\1\DATA\wg250091.b\011ICS.D\011ICS.D#
Date Acquired: Aug 15 2008 10:09 pm
Operator:
Sample Name: ICSAB
Misc Info:
Vial Number: 4511
Current Method: C:\ICPCHEM\1\METHODS\6020ACZ3.M
Calibration File: C:\ICPCHEM\1\CALIB\6020ACZ3.C
Last Cal Update: Aug 15 2008 09:46 pm
Sample Type: ICSAB
Total Dil Factor: 1.00

QC Elements

Element	Conc.	RSD(%)	Expected	QC Range(%)	Flag
9 Be	17.35 ppb	1.52	20.00	79.5 - 120.4	
11 B	3.86 ppb	2.08	4.00	79.5 - 120.4	
27 Al	48270.00 ppb	0.90	50020.00	79.5 - 120.4	
51 V	19.40 ppb	1.83	20.00	79.5 - 120.4	
52 Cr	19.90 ppb	2.06	20.00	79.5 - 120.4	
55 Mn	19.54 ppb	1.26	20.00	79.5 - 120.4	
59 Co	18.66 ppb	1.58	20.00	79.5 - 120.4	
60 Ni	19.36 ppb	1.70	20.00	79.5 - 120.4	
63 Cu	19.80 ppb	1.63	20.00	79.5 - 120.4	
66 Zn	23.06 ppb	1.75	20.00	79.5 - 120.4	
75 As	21.87 ppb	1.85	20.00	79.5 - 120.4	
78 Se	19.70 ppb	1.57	20.00	79.5 - 120.4	
98 Mo	1035.00 ppb	0.78	1000.00	79.5 - 120.4	
107 Ag	9.38 ppb	1.12	10.00	79.5 - 120.4	
111 Cd	19.42 ppb	1.00	20.00	79.5 - 120.4	
118 Sn	19.58 ppb	1.44	20.00	79.5 - 120.4	
121 Sb	11.42 ppb	1.11	10.00	79.5 - 120.4	
137 Ba	20.87 ppb	0.90	20.00	79.5 - 120.4	
205 Tl	20.04 ppb	1.27	20.00	79.5 - 120.4	
208 Pb	20.61 ppb	1.18	20.00	79.5 - 120.4	
232 Th	22.14 ppb	1.05	20.00	79.5 - 120.4	
238 U	21.86 ppb	1.29	20.00	79.5 - 120.4	

ISTD Elements

Element	CPS Mean	RSD(%)	Ref Value	Rec(%)	QC Range(%)	Flag
6 Li	3686168.50	1.24	3922378.00	94.0	30 - 125	
45 Sc	2280333.00	1.27	2392104.30	95.3	30 - 125	
45 Sc	540546.81	1.83	579650.44	93.3	30 - 125	
45 Sc	7027223.00	2.02	7412057.00	94.8	30 - 125	
72 Ge	579025.13	1.60	616824.81	93.9	30 - 125	
72 Ge	251939.73	1.15	269627.00	93.4	30 - 125	
72 Ge	1197711.60	1.59	1274794.50	94.0	30 - 125	
74 Ge	819033.50	1.73	857437.75	95.5	30 - 125	
74 Ge	366766.13	1.15	397394.13	92.3	30 - 125	
74 Ge	1614218.00	1.65	1715275.90	94.1	30 - 125	
115 In	2621878.80	1.30	2777713.00	94.4	30 - 125	
115 In	1161499.00	1.50	1278782.60	90.8	30 - 125	
115 In	3516302.00	1.53	3810637.00	92.3	30 - 125	
159 Tb	4973293.50	2.35	5296339.00	93.9	30 - 125	
209 Bi	5888130.00	1.41	6681394.50	88.1	30 - 125	

ISTD Ref File : C:\ICPCHEM\1\DATA\wg250091.b\003CALB.D\003CALB.D#

0 :Element Failures 0 :Max. Number of Failures Allowed
0 :ISTD Failures 0 :Max. Number of ISTD Failures Allowed

Data Results:
Analytes: Pass
ISTD: Pass

Continuing Calibration Blank (CCB) QC Report

Data File: C:\ICPCHEM\1\DATA\wg250091.b\012_CCB.D\012_CCB.D#
Date Acquired: Aug 15 2008 10:15 pm
Operator:
Sample Name: wash
Misc Info:
Vial Number: 4512
Current Method: C:\ICPCHEM\1\METHODS\6020ACZ3.M
Calibration File: C:\ICPCHEM\1\CALIB\6020ACZ3.C
Last Cal Update: Aug 15 2008 09:46 pm
Sample Type: CCB
Total Dil Factor: 1.00

Data Results:
Analytes: Fail
ISTD: Pass

QC Elements

Element	IS Ref	Tune	Conc.	RSD(%)	High Limit	Flag
9 Be	6	3	-0.004 ppb	54.05	0.300	
11 B	6	3	-0.825 ppb	10.93	1.500	
27 Al	72	3	17.220 ppb	19.67	3.000	Fail
51 V	45	2	-0.906 ppb	0.13	0.600	
52 Cr	45	2	-0.061 ppb	5.96	0.300	
55 Mn	72	3	-0.027 ppb	56.51	1.500	
59 Co	72	3	-0.007 ppb	35.31	0.150	
60 Ni	45	2	-0.063 ppb	1.36	1.800	
63 Cu	45	2	-0.118 ppb	9.43	1.500	
66 Zn	72	3	0.459 ppb	5.61	6.000	
75 As	45	2	-0.127 ppb	8.50	1.500	
78 Se	45	1	0.015 ppb	554.09	3.000	
98 Mo	115	3	2.309 ppb	5.01	1.500	Fail
107 Ag	115	3	-0.007 ppb	7.88	0.150	
111 Cd	115	3	-0.015 ppb	12.92	0.300	
118 Sn	115	3	-0.196 ppb	0.70	0.300	
121 Sb	115	3	-0.013 ppb	34.53	1.200	
137 Ba	115	3	0.350 ppb	6.37	0.300	Fail
205 Tl	209	3	0.040 ppb	3.64	0.300	
206 (Pb)	209	3	-0.018 ppb	23.79	0.300	
232 Th	209	3	-0.012 ppb	14.77	3.000	
238 U	209	3	-0.011 ppb	4.75	0.300	

ISTD Elements

Element	Tune	CPS Mean	RSD(%)	Ref Value	Rec(%)	QC Range(%)	Flag
6 Li	3	3852348	0.82	3922378	98.2	30 - 125	
45 Sc	1	2412639	9.33	2392104	100.9	30 - 125	
45 Sc	2	570299	0.52	579650	98.4	30 - 125	
45 Sc	3	7416575	0.78	7412057	100.1	30 - 125	
72 Ge	1	631289	6.92	616825	102.3	30 - 125	
72 Ge	2	269805	0.48	269627	100.1	30 - 125	
72 Ge	3	1272690	0.95	1274795	99.8	30 - 125	
74 Ge	1	866889	5.78	857438	101.1	30 - 125	
74 Ge	2	396944	0.72	397394	99.9	30 - 125	
74 Ge	3	1735577	1.33	1715276	101.2	30 - 125	
115 In	1	2826012	9.79	2777713	101.7	30 - 125	
115 In	2	1261548	0.20	1278783	98.7	30 - 125	
115 In	3	3784014	0.38	3810637	99.3	30 - 125	
159 Tb	3	5256578	0.98	5296339	99.2	30 - 125	
209 Bi	3	6613166	1.13	6681395	99.0	30 - 125	

Tune File# 1 c:\icpchem\1\7500\h2.u
Tune File# 2 c:\icpchem\1\7500\he.u
Tune File# 3 c:\icpchem\1\7500\norm.u

ISTD Ref File : C:\ICPCHEM\1\DATA\wg250091.b\003CALB.D\003CALB.D#

3 :Element Failures
0 :ISTD Failures

0 :Max. Number of Failures Allowed
0 :Max. Number of ISTD Failures Allowed

Sample QC Report

Data File: C:\ICPCHEM\1\DATA\wg250091.b\013SMPL.D\013SMPL.D#
Date Acquired: Aug 15 2008 10:22 pm
Acq. Method: 6020ACZ3.M
Operator:
Sample Name: WG249661PBS
Misc Info:
Vial Number: 4101
Current Method: C:\ICPCHEM\1\METHODS\6020ACZ3.M
Calibration File: C:\ICPCHEM\1\CALIB\6020ACZ3.C
Last Cal. Update: Aug 15 2008 09:46 pm
Sample Type: Sample
Dilution Factor: 500.00
Autodil Factor: Undiluted
Final Dil Factor: 500.00

Data Results:

Analytes: Pass
ISTD: Pass

QC Elements

Element	IS Ref	Tune	Corr Conc	Raw Conc	Units	RSD(%)	High Limit	Flag
9 Be	6	3	-6.225	-0.012	ppb	19.07	200.00	
11 B	6	3	-405.100	-0.810	ppb	4.03	20.00	
27 Al	72	3	1,962.000	3.924	ppb	1.41	1000.00	
51 V	45	2	647.500	1.295	ppb	0.13	200.00	
52 Cr	45	2	43.630	0.087	ppb	3.65	200.00	
55 Mn	72	3	-6.450	-0.013	ppb	34.32	200.00	
59 Co	72	3	-7.295	-0.015	ppb	8.07	200.00	
60 Ni	45	2	6.140	0.012	ppb	24.85	500.00	
63 Cu	45	2	124.400	0.249	ppb	0.53	500.00	
66 Zn	72	3	708.000	1.416	ppb	3.83	1000.00	
75 As	45	2	110.550	0.221	ppb	7.38	500.00	
78 Se	45	1	53.250	0.107	ppb	5.87	500.00	
98 Mo	115	3	295.200	0.590	ppb	6.93	200.00	
107 Ag	115	3	-2.168	-0.004	ppb	19.69	50.00	
111 Cd	115	3	-9.405	-0.019	ppb	14.25	200.00	
118 Sn	115	3	3,501.000	7.002	ppb	1.53	200.00	
121 Sb	115	3	252.100	0.504	ppb	1.46	25.00	
137 Ba	115	3	46.855	0.094	ppb	7.33	500.00	
205 Tl	209	3	1.432	0.003	ppb	45.41	200.00	
208 Pb	209	3	-1.508	-0.003	ppb	49.80	500.00	
232 Th	209	3	-6.290	-0.013	ppb	7.61	200.00	
238 U	209	3	-7.955	-0.016	ppb	5.22	200.00	

ISTD Elements

Element	Tune	CPS Mean	RSD(%)	Ref Value	Rec(%)	QC Range(%)	Flag
6 Li	3	3905919	1.23	3922378	99.6	30 - 125	
45 Sc	1	2280623	1.61	2392104	95.3	30 - 125	
45 Sc	2	544839	1.15	579650	94.0	30 - 125	
45 Sc	3	7090552	1.09	7412057	95.7	30 - 125	
72 Ge	1	587121	0.23	616825	95.2	30 - 125	
72 Ge	2	255870	0.74	269627	94.9	30 - 125	
72 Ge	3	1225509	0.30	1274795	96.1	30 - 125	
74 Ge	1	830621	0.26	857438	96.9	30 - 125	
74 Ge	2	377294	0.98	397394	94.9	30 - 125	
74 Ge	3	1657209	0.92	1715276	96.6	30 - 125	
115 In	1	2673027	1.84	2777713	96.2	30 - 125	
115 In	2	1218930	0.88	1278783	95.3	30 - 125	
115 In	3	3653226	0.87	3810637	95.9	30 - 125	
159 Tb	3	5091390	1.39	5296339	96.1	30 - 125	
209 Bi	3	6419191	1.87	6681395	96.1	30 - 125	

Tune File# 1 c:\icpchem\1\7500\h2.u
Tune File# 2 c:\icpchem\1\7500\he.u
Tune File# 3 c:\icpchem\1\7500\norm.u

ISTD Ref File : C:\ICPCHEM\1\DATA\wg250091.b\003CALB.D\003CALB.D#

0 :Element Failures 0 :Max. Number of Failures Allowed
0 :ISTD Failures 0 :Max. Number of ISTD Failures Allowed

Sample QC Report

Data File: C:\ICPCHEM\1\DATA\wg250091.b\014SMPL.D\014SMPL.D#
Date Acquired: Aug 15 2008 10:29 pm
Acq. Method: 6020ACZ3.M
Operator:
Sample Name: WG249661LCSS
Misc Info:
Vial Number: 4102
Current Method: C:\ICPCHEM\1\METHODS\6020ACZ3.M
Calibration File: C:\ICPCHEM\1\CALIB\6020ACZ3.C
Last Cal. Update: Aug 15 2008 09:46 pm
Sample Type: Sample
Dilution Factor: 5000.00
Autodil Factor: Undiluted
Final Dil Factor: 5000.00

Data Results:
Analytes: Fail
ISTD: Pass

QC Elements

Element	IS Ref	Tune	Corr Conc	Raw Conc	Units	RSD(%)	High Limit	Flag
9 Be	6	3	153,600.000	30.720	ppb	0.08	200.00	
11 B	6	3	116,400.000	23.280	ppb	0.36	20.00	OCAL
27 Al	72	3	###########	2632.000	ppb	0.84	1000.00	OCAL
51 V	45	2	99,500.000	19.900	ppb	0.50	200.00	
52 Cr	45	2	132,250.000	26.450	ppb	0.55	200.00	
55 Mn	72	3	394,900.000	78.980	ppb	0.92	200.00	
59 Co	72	3	116,450.000	23.290	ppb	2.01	200.00	
60 Ni	45	2	181,350.000	36.270	ppb	0.56	500.00	
63 Cu	45	2	70,400.000	14.080	ppb	0.58	500.00	
66 Zn	72	3	399,750.000	79.950	ppb	1.17	1000.00	
75 As	45	2	248,050.000	49.610	ppb	0.29	500.00	
78 Se	45	1	151,450.000	30.290	ppb	3.07	500.00	
98 Mo	115	3	112,800.000	22.560	ppb	0.57	200.00	
107 Ag	115	3	34,855.000	6.971	ppb	0.35	50.00	
111 Cd	115	3	67,600.000	13.520	ppb	1.56	200.00	
118 Sn	115	3	171,000.000	34.200	ppb	1.25	200.00	
121 Sb	115	3	97,350.000	19.470	ppb	1.10	25.00	
137 Ba	115	3	574,000.000	114.800	ppb	1.08	500.00	
205 Tl	209	3	182,200.000	36.440	ppb	1.76	200.00	
208 Pb	209	3	232,000.000	46.400	ppb	1.17	500.00	
232 Th	209	3	9,440.000	1.888	ppb	1.98	200.00	
238 U	209	3	1,976.000	0.395	ppb	3.21	200.00	

ISTD Elements

Element	Tune	CPS Mean	RSD(%)	Ref Value	Rec(%)	QC Range(%)	Flag
6 Li	3	3967807	0.36	3922378	101.2	30 - 125	
45 Sc	1	2523559	2.54	2392104	105.5	30 - 125	
45 Sc	2	596486	0.79	579650	102.9	30 - 125	
45 Sc	3	7459274	0.86	7412057	100.6	30 - 125	
72 Ge	1	650502	2.58	616825	105.5	30 - 125	
72 Ge	2	279709	0.96	269627	103.7	30 - 125	
72 Ge	3	1278026	1.00	1274795	100.3	30 - 125	
74 Ge	1	896757	2.12	857438	104.6	30 - 125	
74 Ge	2	409325	0.59	397394	103.0	30 - 125	
74 Ge	3	1743145	1.02	1715276	101.6	30 - 125	
115 In	1	2855705	2.65	2777713	102.8	30 - 125	
115 In	2	1308932	1.41	1278783	102.4	30 - 125	
115 In	3	3816203	1.27	3810637	100.1	30 - 125	
159 Tb	3	5267989	1.86	5296339	99.5	30 - 125	
209 Bi	3	6567227	1.77	6681395	98.3	30 - 125	

Tune File# 1 c:\icpchem\1\7500\h2.u
Tune File# 2 c:\icpchem\1\7500\he.u
Tune File# 3 c:\icpchem\1\7500\norm.u

ISTD Ref File : C:\ICPCHEM\1\DATA\wg250091.b\003CALB.D\003CALB.D#

2 :Element Failures 0 :Max. Number of Failures Allowed
0 :ISTD Failures 0 :Max. Number of ISTD Failures Allowed

Sample QC Report

Data File: C:\ICPCHEM\1\DATA\wg250091.b\015SMPL.D\015SMPL.D#
Date Acquired: Aug 15 2008 10:35 pm
Acq. Method: 6020ACZ3.M
Operator:
Sample Name: WG249661LCSSD
Misc Info:
Vial Number: 4103
Current Method: C:\ICPCHEM\1\METHODS\6020ACZ3.M
Calibration File: C:\ICPCHEM\1\CALIB\6020ACZ3.C
Last Cal. Update: Aug 15 2008 09:46 pm
Sample Type: Sample
Dilution Factor: 5000.00
Autodil Factor: Undiluted
Final Dil Factor: 5000.00

Data Results:

Analytes: Fail
ISTD: Pass

QC Elements

Element	IS Ref	Tune	Corr Conc	Raw Conc	Units	RSD(%)	High Limit	Flag
9 Be	6	3	160,800.000	32.160	ppb	1.35	200.00	
11 B	6	3	127,400.000	25.480	ppb	1.12	20.00	OCAL
27 Al	72	3	###########	2710.000	ppb	0.60	1000.00	OCAL
51 V	45	2	101,950.000	20.390	ppb	1.75	200.00	
52 Cr	45	2	136,350.000	27.270	ppb	1.48	200.00	
55 Mn	72	3	388,100.000	77.620	ppb	0.39	200.00	
59 Co	72	3	121,100.000	24.220	ppb	2.43	200.00	
60 Ni	45	2	194,900.000	38.980	ppb	1.54	500.00	
63 Cu	45	2	72,750.000	14.550	ppb	1.87	500.00	
66 Zn	72	3	396,700.000	79.340	ppb	0.37	1000.00	
75 As	45	2	254,800.000	50.960	ppb	1.53	500.00	
78 Se	45	1	160,650.000	32.130	ppb	4.90	500.00	
98 Mo	115	3	118,700.000	23.740	ppb	0.45	200.00	
107 Ag	115	3	37,120.000	7.424	ppb	0.41	50.00	
111 Cd	115	3	74,300.000	14.860	ppb	0.79	200.00	
118 Sn	115	3	174,700.000	34.940	ppb	1.05	200.00	
121 Sb	115	3	102,700.000	20.540	ppb	1.09	25.00	
137 Ba	115	3	593,500.000	118.700	ppb	0.77	500.00	
205 Tl	209	3	189,450.000	37.890	ppb	1.28	200.00	
208 Pb	209	3	232,350.000	46.470	ppb	0.85	500.00	
232 Th	209	3	11,440.000	2.288	ppb	0.55	200.00	
238 U	209	3	2,090.500	0.418	ppb	2.21	200.00	

ISTD Elements

Element	Tune	CPS Mean	RSD(%)	Ref Value	Rec(%)	QC Range(%)	Flag
6 Li	3	3986559	1.24	3922378	101.6	30 - 125	
45 Sc	1	2511895	4.00	2392104	105.0	30 - 125	
45 Sc	2	597772	1.79	579650	103.1	30 - 125	
45 Sc	3	7503051	0.65	7412057	101.2	30 - 125	
72 Ge	1	647342	3.04	616825	104.9	30 - 125	
72 Ge	2	278887	1.47	269627	103.4	30 - 125	
72 Ge	3	1287906	0.95	1274795	101.0	30 - 125	
74 Ge	1	889871	3.18	857438	103.8	30 - 125	
74 Ge	2	410763	1.42	397394	103.4	30 - 125	
74 Ge	3	1736387	1.24	1715276	101.2	30 - 125	
115 In	1	2826482	3.91	2777713	101.8	30 - 125	
115 In	2	1312300	0.70	1278783	102.6	30 - 125	
115 In	3	3833312	0.47	3810637	100.6	30 - 125	
159 Tb	3	5288612	0.17	5296339	99.9	30 - 125	
209 Bi	3	6584722	0.25	6681395	98.6	30 - 125	

Tune File# 1 c:\icpchem\1\7500\h2.u
Tune File# 2 c:\icpchem\1\7500\he.u
Tune File# 3 c:\icpchem\1\7500\norm.u

ISTD Ref File : C:\ICPCHEM\1\DATA\wg250091.b\003CALB.D\003CALB.D#

2 :Element Failures 0 :Max. Number of Failures Allowed
0 :ISTD Failures 0 :Max. Number of ISTD Failures Allowed

Sample QC Report

Data File: C:\ICPCHEM\1\DATA\wg250091.b\016SMPL.D\016SMPL.D#
Date Acquired: Aug 15 2008 10:41 pm
Acq. Method: 6020ACZ3.M
Operator:
Sample Name: L70791-01
Misc Info:
Vial Number: 4104
Current Method: C:\ICPCHEM\1\METHODS\6020ACZ3.M
Calibration File: C:\ICPCHEM\1\CALIB\6020ACZ3.C
Last Cal. Update: Aug 15 2008 09:46 pm
Sample Type: Sample
Dilution Factor: 500.00
Autodil Factor: Undiluted
Final Dil Factor: 500.00

Data Results:
Analytes: Fail
ISTD: Pass

QC Elements

Element	IS Ref	Tune	Corr Conc	Raw Conc	Units	RSD(%)	High Limit	Flag
9 Be	6	3	492.950	0.986	ppb	3.97	200.00	
11 B	6	3	2,319.000	4.638	ppb	3.09	20.00	
27 Al	72	3	###########	30150.000	ppb	0.67	1000.00	OCAL
51 V	45	2	48,020.000	96.040	ppb	0.52	200.00	
52 Cr	45	2	7,095.000	14.190	ppb	0.50	200.00	
55 Mn	72	3	204,550.000	409.100	ppb	0.30	200.00	OCAL
59 Co	72	3	7,005.000	14.010	ppb	0.31	200.00	
60 Ni	45	2	8,110.000	16.220	ppb	0.48	500.00	
63 Cu	45	2	661,000.000	1322.000	ppb	0.46	500.00	OCAL
66 Zn	72	3	42,915.000	85.830	ppb	0.32	1000.00	
75 As	45	2	2,244.000	4.488	ppb	1.55	500.00	
78 Se	45	1	363.700	0.727	ppb	12.80	500.00	
98 Mo	115	3	122,750.000	245.500	ppb	0.51	200.00	OCAL
107 Ag	115	3	422.200	0.844	ppb	1.15	50.00	
111 Cd	115	3	127.400	0.255	ppb	11.65	200.00	
118 Sn	115	3	3,834.000	7.668	ppb	0.56	200.00	
121 Sb	115	3	316.200	0.632	ppb	1.13	25.00	
137 Ba	115	3	118,200.000	236.400	ppb	1.16	500.00	
205 Tl	209	3	256.050	0.512	ppb	0.95	200.00	
208 Pb	209	3	4,246.000	8.492	ppb	0.26	500.00	
232 Th	209	3	15,110.000	30.220	ppb	0.85	200.00	
238 U	209	3	2,007.000	4.014	ppb	0.29	200.00	

ISTD Elements

Element	Tune	CPS Mean	RSD(%)	Ref Value	Rec(%)	QC Range(%)	Flag
6 Li	3	3929140	0.46	3922378	100.2	30 - 125	
45 Sc	1	2242095	6.00	2392104	93.7	30 - 125	
45 Sc	2	548844	0.62	579650	94.7	30 - 125	
45 Sc	3	7289473	1.12	7412057	98.3	30 - 125	
72 Ge	1	559752	3.05	616825	90.7	30 - 125	
72 Ge	2	248070	0.62	269627	92.0	30 - 125	
72 Ge	3	1211544	0.26	1274795	95.0	30 - 125	
74 Ge	1	789615	3.31	857438	92.1	30 - 125	
74 Ge	2	363154	0.47	397394	91.4	30 - 125	
74 Ge	3	1610437	0.50	1715276	93.9	30 - 125	
115 In	1	2477665	5.38	2777713	89.2	30 - 125	
115 In	2	1162630	0.21	1278783	90.9	30 - 125	
115 In	3	3555646	0.69	3810637	93.3	30 - 125	
159 Tb	3	5043496	0.35	5296339	95.2	30 - 125	
209 Bi	3	8073305	0.40	6681395	120.8	30 - 125	

Tune File# 1 c:\icpchem\1\7500\h2.u
Tune File# 2 c:\icpchem\1\7500\he.u
Tune File# 3 c:\icpchem\1\7500\norm.u

ISTD Ref File : C:\ICPCHEM\1\DATA\wg250091.b\003CALB.D\003CALB.D#

4 :Element Failures 0 :Max. Number of Failures Allowed
0 :ISTD Failures 0 :Max. Number of ISTD Failures Allowed

Sample QC Report

Data File: C:\ICPCHEM\1\DATA\wg250091.b\017SMPL.D\017SMPL.D#
Date Acquired: Aug 15 2008 10:48 pm
Acq. Method: 6020ACZ3.M
Operator:
Sample Name: L70791-01MS
Misc Info:
Vial Number: 4105
Current Method: C:\ICPCHEM\1\METHODS\6020ACZ3.M
Calibration File: C:\ICPCHEM\1\CALIB\6020ACZ3.C
Last Cal. Update: Aug 15 2008 09:46 pm
Sample Type: Sample
Dilution Factor: 500.00
Autodil Factor: Undiluted
Final Dil Factor: 500.00

Data Results:
Analytes: Fail
ISTD: Pass

QC Elements

Element	IS Ref	Tune	Corr Conc	Raw Conc	Units	RSD(%)	High Limit	Flag
9 Be	6	3	22,030.000	44.060	ppb	1.33	200.00	
11 B	6	3	6,430.000	12.860	ppb	2.65	20.00	
27 Al	72	3	###########	26010.000	ppb	0.89	1000.00	OCAL
51 V	45	2	61,050.000	122.100	ppb	1.53	200.00	
52 Cr	45	2	28,890.000	57.780	ppb	1.32	200.00	
55 Mn	72	3	203,300.000	406.600	ppb	0.92	200.00	OCAL
59 Co	72	3	29,245.000	58.490	ppb	0.99	200.00	
60 Ni	45	2	30,295.000	60.590	ppb	1.68	500.00	
63 Cu	45	2	570,000.000	1140.000	ppb	1.13	500.00	OCAL
66 Zn	72	3	59,850.000	119.700	ppb	0.54	1000.00	
75 As	45	2	25,515.000	51.030	ppb	2.16	500.00	
78 Se	45	1	10,775.000	21.550	ppb	0.87	500.00	
98 Mo	115	3	112,750.000	225.500	ppb	0.91	200.00	OCAL
107 Ag	115	3	4,948.000	9.896	ppb	0.78	50.00	
111 Cd	115	3	23,490.000	46.980	ppb	0.61	200.00	
118 Sn	115	3	16,580.000	33.160	ppb	1.43	200.00	
121 Sb	115	3	2,305.500	4.611	ppb	1.02	25.00	
137 Ba	115	3	125,250.000	250.500	ppb	0.97	500.00	
205 Tl	209	3	23,940.000	47.880	ppb	0.50	200.00	
208 Pb	209	3	28,670.000	57.340	ppb	0.58	500.00	
232 Th	209	3	30,680.000	61.360	ppb	0.93	200.00	
238 U	209	3	14,775.000	29.550	ppb	0.59	200.00	

ISTD Elements

Element	Tune	CPS Mean	RSD(%)	Ref Value	Rec(%)	QC Range(%)	Flag
6 Li	3	3921907	0.69	3922378	100.0	30 - 125	
45 Sc	1	2322490	1.49	2392104	97.1	30 - 125	
45 Sc	2	552495	1.89	579650	95.3	30 - 125	
45 Sc	3	7299768	0.66	7412057	98.5	30 - 125	
72 Ge	1	573720	1.89	616825	93.0	30 - 125	
72 Ge	2	252443	1.67	269627	93.6	30 - 125	
72 Ge	3	1223472	0.69	1274795	96.0	30 - 125	
74 Ge	1	813322	2.06	857438	94.9	30 - 125	
74 Ge	2	368348	1.82	397394	92.7	30 - 125	
74 Ge	3	1630639	0.75	1715276	95.1	30 - 125	
115 In	1	2600477	2.04	2777713	93.6	30 - 125	
115 In	2	1187753	2.87	1278783	92.9	30 - 125	
115 In	3	3577229	1.07	3810637	93.9	30 - 125	
159 Tb	3	5087029	0.88	5296339	96.0	30 - 125	
209 Bi	3	6185466	0.83	6681395	92.6	30 - 125	

Tune File# 1 c:\icpchem\1\7500\h2.u
Tune File# 2 c:\icpchem\1\7500\he.u
Tune File# 3 c:\icpchem\1\7500\norm.u

ISTD Ref File : C:\ICPCHEM\1\DATA\wg250091.b\003CALB.D\003CALB.D#

4 :Element Failures 0 :Max. Number of Failures Allowed
0 :ISTD Failures 0 :Max. Number of ISTD Failures Allowed

Sample QC Report

Data File: C:\ICPCHEM\1\DATA\wg250091.b\018SMPL.D\018SMPL.D#
Date Acquired: Aug 15 2008 10:54 pm
Acq. Method: 6020ACZ3.M
Operator:
Sample Name: L70791-01MSD
Misc Info:
Vial Number: 4106
Current Method: C:\ICPCHEM\1\METHODS\6020ACZ3.M
Calibration File: C:\ICPCHEM\1\CALIB\6020ACZ3.C
Last Cal. Update: Aug 15 2008 09:46 pm
Sample Type: Sample
Dilution Factor: 500.00
Autodil Factor: Undiluted
Final Dil Factor: 500.00

Data Results:
Analytes: Fail
ISTD: Pass

QC Elements

Element	IS Ref	Tune	Corr Conc	Raw Conc	Units	RSD(%)	High Limit	Flag
9 Be	6	3	22,360.000	44.720	ppb	0.82	200.00	
11 B	6	3	6,325.000	12.650	ppb	1.51	20.00	
27 Al	72	3	###########	24680.000	ppb	1.03	1000.00	OCAL
51 V	45	2	65,900.000	131.800	ppb	1.68	200.00	
52 Cr	45	2	29,610.000	59.220	ppb	0.89	200.00	
55 Mn	72	3	201,350.000	402.700	ppb	0.70	200.00	OCAL
59 Co	72	3	29,710.000	59.420	ppb	0.33	200.00	
60 Ni	45	2	30,520.000	61.040	ppb	0.62	500.00	
63 Cu	45	2	524,000.000	1048.000	ppb	1.41	500.00	OCAL
66 Zn	72	3	58,850.000	117.700	ppb	0.60	1000.00	
75 As	45	2	25,570.000	51.140	ppb	0.13	500.00	
78 Se	45	1	10,870.000	21.740	ppb	1.14	500.00	
98 Mo	115	3	101,450.000	202.900	ppb	0.99	200.00	OCAL
107 Ag	115	3	5,010.000	10.020	ppb	0.83	50.00	
111 Cd	115	3	23,690.000	47.380	ppb	0.66	200.00	
118 Sn	115	3	16,785.000	33.570	ppb	0.91	200.00	
121 Sb	115	3	2,338.000	4.676	ppb	0.65	25.00	
137 Ba	115	3	124,500.000	249.000	ppb	1.56	500.00	
205 Tl	209	3	24,505.000	49.010	ppb	1.36	200.00	
208 Pb	209	3	28,485.000	56.970	ppb	0.66	500.00	
232 Th	209	3	24,920.000	49.840	ppb	0.77	200.00	
238 U	209	3	14,670.000	29.340	ppb	0.79	200.00	

ISTD Elements

Element	Tune	CPS Mean	RSD(%)	Ref Value	Rec(%)	QC Range(%)	Flag
6 Li	3	3903077	0.97	3922378	99.5	30 - 125	
45 Sc	1	2324247	1.49	2392104	97.2	30 - 125	
45 Sc	2	550534	0.79	579650	95.0	30 - 125	
45 Sc	3	7286084	0.62	7412057	98.3	30 - 125	
72 Ge	1	575865	2.10	616825	93.4	30 - 125	
72 Ge	2	250757	0.29	269627	93.0	30 - 125	
72 Ge	3	1225762	1.34	1274795	96.2	30 - 125	
74 Ge	1	801915	0.79	857438	93.5	30 - 125	
74 Ge	2	365024	0.37	397394	91.9	30 - 125	
74 Ge	3	1623484	0.94	1715276	94.6	30 - 125	
115 In	1	2599177	1.79	2777713	93.6	30 - 125	
115 In	2	1176898	0.51	1278783	92.0	30 - 125	
115 In	3	3585935	1.11	3810637	94.1	30 - 125	
159 Tb	3	5063151	1.68	5296339	95.6	30 - 125	
209 Bi	3	6132161	0.80	6681395	91.8	30 - 125	

Tune File# 1 c:\icpchem\1\7500\h2.u
Tune File# 2 c:\icpchem\1\7500\he.u
Tune File# 3 c:\icpchem\1\7500\norm.u

ISTD Ref File : C:\ICPCHEM\1\DATA\wg250091.b\003CALB.D\003CALB.D#

4 :Element Failures 0 :Max. Number of Failures Allowed
0 :ISTD Failures 0 :Max. Number of ISTD Failures Allowed

Sample QC Report

Data File: C:\ICPCHEM\1\DATA\wg250091.b\019SMPL.D\019SMPL.D#
Date Acquired: Aug 15 2008 11:01 pm
Acq. Method: 6020ACZ3.M
Operator:
Sample Name: L70791-02
Misc Info:
Vial Number: 4107
Current Method: C:\ICPCHEM\1\METHODS\6020ACZ3.M
Calibration File: C:\ICPCHEM\1\CALIB\6020ACZ3.C
Last Cal. Update: Aug 15 2008 09:46 pm
Sample Type: Sample
Dilution Factor: 500.00
Autodil Factor: Undiluted
Final Dil Factor: 500.00

Data Results:
Analytes: Fail
ISTD: Pass

QC Elements

Element	IS Ref	Tune	Corr Conc	Raw Conc	Units	RSD(%)	High Limit	Flag
9 Be	6	3	290.150	0.580	ppb	2.29	200.00	
11 B	6	3	1,322.500	2.645	ppb	4.96	20.00	
27 Al	72	3	###########	17930.000	ppb	1.42	1000.00	OCAL
51 V	45	2	31,030.000	62.060	ppb	0.64	200.00	
52 Cr	45	2	3,899.000	7.798	ppb	0.34	200.00	
55 Mn	72	3	177,050.000	354.100	ppb	0.58	200.00	OCAL
59 Co	72	3	4,586.000	9.172	ppb	0.63	200.00	
60 Ni	45	2	5,315.000	10.630	ppb	0.59	500.00	
63 Cu	45	2	459,100.000	918.200	ppb	1.03	500.00	OCAL
66 Zn	72	3	29,450.000	58.900	ppb	0.62	1000.00	
75 As	45	2	1,320.500	2.641	ppb	1.35	500.00	
78 Se	45	1	104.600	0.209	ppb	15.47	500.00	
98 Mo	115	3	7,385.000	14.770	ppb	0.81	200.00	
107 Ag	115	3	53.000	0.106	ppb	3.56	50.00	
111 Cd	115	3	87.850	0.176	ppb	6.05	200.00	
118 Sn	115	3	4,291.500	8.583	ppb	0.67	200.00	
121 Sb	115	3	172.650	0.345	ppb	2.19	25.00	
137 Ba	115	3	250,550.000	501.100	ppb	0.15	500.00	OCAL
205 Tl	209	3	486.700	0.973	ppb	6.63	200.00	
208 Pb	209	3	2,703.500	5.407	ppb	0.93	500.00	
232 Th	209	3	19,725.000	39.450	ppb	0.78	200.00	
238 U	209	3	2,246.500	4.493	ppb	0.78	200.00	

ISTD Elements

Element	Tune	CPS Mean	RSD(%)	Ref Value	Rec(%)	QC Range(%)	Flag
6 Li	3	3885608	0.24	3922378	99.1	30 - 125	
45 Sc	1	2375723	0.69	2392104	99.3	30 - 125	
45 Sc	2	568745	0.13	579650	98.1	30 - 125	
45 Sc	3	7412078	0.34	7412057	100.0	30 - 125	
72 Ge	1	582862	1.41	616825	94.5	30 - 125	
72 Ge	2	255530	0.23	269627	94.8	30 - 125	
72 Ge	3	1234483	1.30	1274795	96.8	30 - 125	
74 Ge	1	824450	1.30	857438	96.2	30 - 125	
74 Ge	2	371743	0.14	397394	93.5	30 - 125	
74 Ge	3	1650356	1.53	1715276	96.2	30 - 125	
115 In	1	2633290	1.65	2777713	94.8	30 - 125	
115 In	2	1194487	0.28	1278783	93.4	30 - 125	
115 In	3	3581092	0.87	3810637	94.0	30 - 125	
159 Tb	3	5094451	0.43	5296339	96.2	30 - 125	
209 Bi	3	6231837	0.29	6681395	93.3	30 - 125	

Tune File# 1 c:\icpchem\1\7500\h2.u
Tune File# 2 c:\icpchem\1\7500\he.u
Tune File# 3 c:\icpchem\1\7500\norm.u

ISTD Ref File : C:\ICPCHEM\1\DATA\wg250091.b\003CALB.D\003CALB.D#

4 :Element Failures 0 :Max. Number of Failures Allowed
0 :ISTD Failures 0 :Max. Number of ISTD Failures Allowed

Sample QC Report

Data File: C:\ICPCHEM\1\DATA\wg250091.b\020SMPL.D\020SMPL.D#
Date Acquired: Aug 15 2008 11:07 pm
Acq. Method: 6020ACZ3.M
Operator:
Sample Name: L70791-03
Misc Info:
Vial Number: 4108
Current Method: C:\ICPCHEM\1\METHODS\6020ACZ3.M
Calibration File: C:\ICPCHEM\1\CALIB\6020ACZ3.C
Last Cal. Update: Aug 15 2008 09:46 pm
Sample Type: Sample
Dilution Factor: 505.00
Autodil Factor: Undiluted
Final Dil Factor: 505.00

Data Results:
Analytes: Fail
ISTD: Pass

QC Elements

Element	IS Ref	Tune	Corr Conc	Raw Conc	Units	RSD(%)	High Limit	Flag
9 Be	6	3	765.580	1.516	ppb	1.50	200.00	
11 B	6	3	2,278.055	4.511	ppb	1.35	20.00	
27 Al	72	3	###########	42950.000	ppb	1.29	1000.00	OCAL
51 V	45	2	53,328.000	105.600	ppb	0.15	200.00	
52 Cr	45	2	8,110.300	16.060	ppb	0.45	200.00	
55 Mn	72	3	295,627.000	585.400	ppb	1.41	200.00	OCAL
59 Co	72	3	7,256.850	14.370	ppb	1.19	200.00	
60 Ni	45	2	8,539.550	16.910	ppb	0.76	500.00	
63 Cu	45	2	385,618.000	763.600	ppb	0.48	500.00	OCAL
66 Zn	72	3	41,844.300	82.860	ppb	1.22	1000.00	
75 As	45	2	2,598.225	5.145	ppb	1.40	500.00	
78 Se	45	1	250.329	0.496	ppb	2.77	500.00	
98 Mo	115	3	40,203.050	79.610	ppb	1.18	200.00	
107 Ag	115	3	465.004	0.921	ppb	1.29	50.00	
111 Cd	115	3	147.107	0.291	ppb	4.48	200.00	
118 Sn	115	3	4,479.855	8.871	ppb	0.50	200.00	
121 Sb	115	3	229.321	0.454	ppb	3.97	25.00	
137 Ba	115	3	129,229.500	255.900	ppb	1.24	500.00	
205 Tl	209	3	267.246	0.529	ppb	0.96	200.00	
208 Pb	209	3	6,241.800	12.360	ppb	0.17	500.00	
232 Th	209	3	18,871.850	37.370	ppb	0.35	200.00	
238 U	209	3	2,999.700	5.940	ppb	0.71	200.00	

ISTD Elements

Element	Tune	CPS Mean	RSD(%)	Ref Value	Rec(%)	QC Range(%)	Flag
6 Li	3	3891949	0.60	3922378	99.2	30 - 125	
45 Sc	1	2333166	1.26	2392104	97.5	30 - 125	
45 Sc	2	560727	0.13	579650	96.7	30 - 125	
45 Sc	3	7449286	0.19	7412057	100.5	30 - 125	
72 Ge	1	572110	0.90	616825	92.8	30 - 125	
72 Ge	2	252852	0.41	269627	93.8	30 - 125	
72 Ge	3	1242851	1.36	1274795	97.5	30 - 125	
74 Ge	1	807281	0.97	857438	94.2	30 - 125	
74 Ge	2	368822	0.51	397394	92.8	30 - 125	
74 Ge	3	1634877	0.50	1715276	95.3	30 - 125	
115 In	1	2565910	0.24	2777713	92.4	30 - 125	
115 In	2	1196391	0.69	1278783	93.6	30 - 125	
115 In	3	3602536	1.12	3810637	94.5	30 - 125	
159 Tb	3	5064433	0.16	5296339	95.6	30 - 125	
209 Bi	3	6193097	0.53	6681395	92.7	30 - 125	

Tune File# 1 c:\icpchem\1\7500\h2.u
Tune File# 2 c:\icpchem\1\7500\he.u
Tune File# 3 c:\icpchem\1\7500\norm.u

ISTD Ref File : C:\ICPCHEM\1\DATA\wg250091.b\003CALB.D\003CALB.D#

3 :Element Failures 0 :Max. Number of Failures Allowed
0 :ISTD Failures 0 :Max. Number of ISTD Failures Allowed

Continuing Calibration Verification (CCV) QC Report

Data File: C:\ICPCHEM\1\DATA\wg250091.b\021_CCV.D\021_CCV.D#
Date Acquired: Aug 15 2008 11:13 pm
Operator:
Sample Name: CCV
Misc Info:
Vial Number: 1107
Current Method: C:\ICPCHEM\1\METHODS\6020ACZ3.M
Calibration File: C:\ICPCHEM\1\CALIB\6020ACZ3.C
Last Cal Update: Aug 15 2008 09:46 pm
Sample Type: CCV
Total Dil Factor: 1.00

Data Results:
Analytes: Fail
ISTD: Pass

QC Elements

Element	IS Ref	Tune	Conc. ppb	RSD(%)	Expected	Rec(%)	QC Range(%)	Flag
9 Be	6	3	49.340	0.12	50.00	98.7	89 - 110	
11 B	6	3	19.300	0.92	20.00	96.5	89 - 110	
27 Al	72	3	115.100	2.13	100.00	115.1	89 - 110	Fail
51 V	45	2	50.250	4.98	50.00	100.5	89 - 110	
52 Cr	45	2	51.990	4.65	50.00	104.0	89 - 110	
55 Mn	72	3	50.790	2.01	50.00	101.6	89 - 110	
59 Co	72	3	49.280	0.97	50.00	98.6	89 - 110	
60 Ni	45	2	52.140	4.46	50.00	104.3	89 - 110	
63 Cu	45	2	53.790	4.36	50.00	107.6	89 - 110	
66 Zn	72	3	58.620	0.23	50.00	117.2	89 - 110	Fail
75 As	45	2	59.860	4.65	50.00	119.7	89 - 110	Fail
78 Se	45	1	63.560	7.24	50.00	127.1	89 - 110	Fail
98 Mo	115	3	19.340	0.64	20.00	96.7	89 - 110	
107 Ag	115	3	19.820	0.28	20.00	99.1	89 - 110	
111 Cd	115	3	52.570	0.21	50.00	105.1	89 - 110	
118 Sn	115	3	48.920	0.35	50.00	97.8	89 - 110	
121 Sb	115	3	19.590	0.54	20.00	98.0	89 - 110	
137 Ba	115	3	49.820	0.47	50.00	99.6	89 - 110	
205 Tl	209	3	53.190	0.55	50.00	106.4	89 - 110	
208 Pb	209	3	49.040	0.53	50.00	98.1	89 - 110	
232 Th	209	3	50.280	1.64	50.00	100.6	89 - 110	
238 U	209	3	49.690	1.04	50.00	99.4	89 - 110	

ISTD Elements

Element	Tune	CPS Mean	RSD(%)	Ref Value	Rec(%)	QC Range(%)	Flag
6 Li	3	4056590	0.72	3922378	103.4	30 - 125	
45 Sc	1	2535405	6.69	2392104	106.0	30 - 125	
45 Sc	2	602700	4.99	579650	104.0	30 - 125	
45 Sc	3	7543744	1.40	7412057	101.8	30 - 125	
72 Ge	1	670224	3.23	616825	108.7	30 - 125	
72 Ge	2	286542	3.23	269627	106.3	30 - 125	
72 Ge	3	1322278	0.80	1274795	103.7	30 - 125	
74 Ge	1	931962	5.42	857438	108.7	30 - 125	
74 Ge	2	422638	3.15	397394	106.4	30 - 125	
74 Ge	3	1790866	0.34	1715276	104.4	30 - 125	
115 In	1	2883525	5.80	2777713	103.8	30 - 125	
115 In	2	1312464	3.77	1278783	102.6	30 - 125	
115 In	3	3892753	1.03	3810637	102.2	30 - 125	
159 Tb	3	5289416	0.24	5296339	99.9	30 - 125	
209 Bi	3	6682054	0.74	6681395	100.0	30 - 125	

Tune File# 1 c:\icpchem\1\7500\h2.u
Tune File# 2 c:\icpchem\1\7500\he.u
Tune File# 3 c:\icpchem\1\7500\norm.u

ISTD Ref File : C:\ICPCHEM\1\DATA\wg250091.b\003CALB.D\003CALB.D#

4 :Element Failures
0 :ISTD Failures
0 :Max. Number of Failures Allowed
0 :Max. Number of ISTD Failures Allowed

Continuing Calibration Blank (CCB) QC Report

Data File: C:\ICPCHEM\1\DATA\wg250091.b\022_CCB.D\022_CCB.D#
Date Acquired: Aug 15 2008 11:20 pm
Operator:
Sample Name: CCB
Misc Info:
Vial Number: 1102
Current Method: C:\ICPCHEM\1\METHODS\6020ACZ3.M
Calibration File: C:\ICPCHEM\1\CALIB\6020ACZ3.C
Last Cal Update: Aug 15 2008 09:46 pm
Sample Type: CCB
Total Dil Factor: 1.00

Data Results:
Analytes: Pass
ISTD: Pass

QC Elements

Element	IS Ref	Tune	Conc.	RSD(%)	High Limit	Flag
9 Be	6	3	0.020 ppb	18.89	0.300	
11 B	6	3	0.137 ppb	49.94	1.500	
27 Al	72	3	0.215 ppb	68.90	3.000	
51 V	45	2	-0.304 ppb	13.33	0.600	
52 Cr	45	2	0.028 ppb	150.62	0.300	
55 Mn	72	3	-0.031 ppb	30.09	1.500	
59 Co	72	3	0.007 ppb	38.82	0.150	
60 Ni	45	2	0.073 ppb	131.50	1.800	
63 Cu	45	2	0.030 ppb	208.95	1.500	
66 Zn	72	3	-0.048 ppb	19.72	6.000	
75 As	45	2	0.021 ppb	302.31	1.500	
78 Se	45	1	0.003 ppb	349.24	3.000	
98 Mo	115	3	0.140 ppb	11.51	1.500	
107 Ag	115	3	-0.001 ppb	100.08	0.150	
111 Cd	115	3	0.002 ppb	114.71	0.300	
118 Sn	115	3	0.024 ppb	23.73	0.300	
121 Sb	115	3	0.345 ppb	9.96	1.200	
137 Ba	115	3	0.011 ppb	24.68	0.300	
205 Tl	209	3	0.116 ppb	0.78	0.300	
206 (Pb)	209	3	0.013 ppb	39.27	0.300	
232 Th	209	3	0.044 ppb	7.61	3.000	
238 U	209	3	0.007 ppb	19.95	0.300	

ISTD Elements

Element	Tune	CPS Mean	RSD(%)	Ref Value	Rec(%)	QC Range(%)	Flag
6 Li	3	3927207	1.11	3922378	100.1	30 - 125	
45 Sc	1	2422740	0.18	2392104	101.3	30 - 125	
45 Sc	2	575596	0.08	579650	99.3	30 - 125	
45 Sc	3	7389732	2.42	7412057	99.7	30 - 125	
72 Ge	1	624599	0.83	616825	101.3	30 - 125	
72 Ge	2	271418	0.33	269627	100.7	30 - 125	
72 Ge	3	1265036	1.74	1274795	99.2	30 - 125	
74 Ge	1	852528	1.78	857438	99.4	30 - 125	
74 Ge	2	399039	0.36	397394	100.4	30 - 125	
74 Ge	3	1735755	2.66	1715276	101.2	30 - 125	
115 In	1	2754844	0.28	2777713	99.2	30 - 125	
115 In	2	1272774	0.86	1278783	99.5	30 - 125	
115 In	3	3807101	2.29	3810637	99.9	30 - 125	
159 Tb	3	5238214	1.61	5296339	98.9	30 - 125	
209 Bi	3	6515494	1.29	6681395	97.5	30 - 125	

Tune File# 1 c:\icpchem\1\7500\h2.u
Tune File# 2 c:\icpchem\1\7500\he.u
Tune File# 3 c:\icpchem\1\7500\norm.u

ISTD Ref File : C:\ICPCHEM\1\DATA\wg250091.b\003CALB.D\003CALB.D#

0 :Element Failures
0 :ISTD Failures
0 :Max. Number of Failures Allowed
0 :Max. Number of ISTD Failures Allowed

Sample QC Report

Data File: C:\ICPCHEM\1\DATA\wg250091.b\023SMPL.D\023SMPL.D#
Date Acquired: Aug 15 2008 11:26 pm
Acq. Method: 6020ACZ3.M
Operator:
Sample Name: L70791-04
Misc Info:
Vial Number: 4109
Current Method: C:\ICPCHEM\1\METHODS\6020ACZ3.M
Calibration File: C:\ICPCHEM\1\CALIB\6020ACZ3.C
Last Cal. Update: Aug 15 2008 09:46 pm
Sample Type: Sample
Dilution Factor: 500.00
Autodil Factor: Undiluted
Final Dil Factor: 500.00

Data Results:
Analytes: Fail
ISTD: Pass

QC Elements

Element	IS Ref	Tune	Corr Conc	Raw Conc	Units	RSD(%)	High Limit	Flag
9 Be	6	3	403.350	0.807	ppb	2.80	200.00	
11 B	6	3	580.500	1.161	ppb	1.23	20.00	
27 Al	72	3	###########	24100.000	ppb	0.86	1000.00	OCAL
51 V	45	2	43,790.000	87.580	ppb	3.27	200.00	
52 Cr	45	2	4,877.000	9.754	ppb	2.45	200.00	
55 Mn	72	3	339,550.000	679.100	ppb	0.81	200.00	OCAL
59 Co	72	3	8,775.000	17.550	ppb	0.56	200.00	
60 Ni	45	2	9,760.000	19.520	ppb	3.00	500.00	
63 Cu	45	2	173,200.000	346.400	ppb	3.39	500.00	
66 Zn	72	3	47,045.000	94.090	ppb	1.04	1000.00	
75 As	45	2	691.500	1.383	ppb	2.85	500.00	
78 Se	45	1	34.550	0.069	ppb	26.48	500.00	
98 Mo	115	3	1,711.500	3.423	ppb	0.46	200.00	
107 Ag	115	3	28.860	0.058	ppb	2.36	50.00	
111 Cd	115	3	45.935	0.092	ppb	6.60	200.00	
118 Sn	115	3	4,333.000	8.666	ppb	1.75	200.00	
121 Sb	115	3	241.300	0.483	ppb	3.17	25.00	
137 Ba	115	3	165,450.000	330.900	ppb	1.34	500.00	
205 Tl	209	3	295.150	0.590	ppb	2.67	200.00	
208 Pb	209	3	2,254.000	4.508	ppb	1.01	500.00	
232 Th	209	3	10,995.000	21.990	ppb	0.86	200.00	
238 U	209	3	2,194.000	4.388	ppb	0.72	200.00	

ISTD Elements

Element	Tune	CPS Mean	RSD(%)	Ref Value	Rec(%)	QC Range(%)	Flag
6 Li	3	3854724	0.54	3922378	98.3	30 - 125	
45 Sc	1	2340616	1.39	2392104	97.8	30 - 125	
45 Sc	2	548358	2.08	579650	94.6	30 - 125	
45 Sc	3	7378291	0.97	7412057	99.5	30 - 125	
72 Ge	1	576894	1.15	616825	93.5	30 - 125	
72 Ge	2	251839	1.27	269627	93.4	30 - 125	
72 Ge	3	1239844	0.86	1274795	97.3	30 - 125	
74 Ge	1	803144	1.61	857438	93.7	30 - 125	
74 Ge	2	366939	1.25	397394	92.3	30 - 125	
74 Ge	3	1647059	0.09	1715276	96.0	30 - 125	
115 In	1	2575859	1.59	2777713	92.7	30 - 125	
115 In	2	1171852	2.48	1278783	91.6	30 - 125	
115 In	3	3588208	0.45	3810637	94.2	30 - 125	
159 Tb	3	5032281	0.97	5296339	95.0	30 - 125	
209 Bi	3	6122894	1.12	6681395	91.6	30 - 125	

Tune File# 1 c:\icpchem\1\7500\h2.u
Tune File# 2 c:\icpchem\1\7500\he.u
Tune File# 3 c:\icpchem\1\7500\norm.u

ISTD Ref File : C:\ICPCHEM\1\DATA\wg250091.b\003CALB.D\003CALB.D#

2 :Element Failures 0 :Max. Number of Failures Allowed
0 :ISTD Failures 0 :Max. Number of ISTD Failures Allowed

Sample QC Report

Data File: C:\ICPCHEM\1\DATA\wg250091.b\024SMPL.D\024SMPL.D#
Date Acquired: Aug 15 2008 11:33 pm
Acq. Method: 6020ACZ3.M
Operator:
Sample Name: L70791-05
Misc Info:
Vial Number: 4110
Current Method: C:\ICPCHEM\1\METHODS\6020ACZ3.M
Calibration File: C:\ICPCHEM\1\CALIB\6020ACZ3.C
Last Cal. Update: Aug 15 2008 09:46 pm
Sample Type: Sample
Dilution Factor: 500.00
Autodil Factor: Undiluted
Final Dil Factor: 500.00

Data Results:
Analytes: Fail
ISTD: Pass

QC Elements

Element	IS Ref	Tune	Corr Conc	Raw Conc	Units	RSD(%)	High Limit	Flag
9 Be	6	3	598.500	1.197	ppb	2.63	200.00	
11 B	6	3	3,187.000	6.374	ppb	0.90	20.00	
27 Al	72	3	###########	28570.000	ppb	0.38	1000.00	OCAL
51 V	45	2	40,695.000	81.390	ppb	0.92	200.00	
52 Cr	45	2	7,595.000	15.190	ppb	0.71	200.00	
55 Mn	72	3	166,650.000	333.300	ppb	0.72	200.00	OCAL
59 Co	72	3	5,395.000	10.790	ppb	0.21	200.00	
60 Ni	45	2	6,250.000	12.500	ppb	0.34	500.00	
63 Cu	45	2	###########	3071.000	ppb	0.41	500.00	OCAL
66 Zn	72	3	91,200.000	182.400	ppb	0.17	1000.00	
75 As	45	2	5,200.000	10.400	ppb	1.77	500.00	
78 Se	45	1	1,327.500	2.655	ppb	0.80	500.00	
98 Mo	115	3	238,850.000	477.700	ppb	0.84	200.00	OCAL
107 Ag	115	3	683.500	1.367	ppb	1.34	50.00	
111 Cd	115	3	347.200	0.694	ppb	7.14	200.00	
118 Sn	115	3	6,370.000	12.740	ppb	0.31	200.00	
121 Sb	115	3	895.000	1.790	ppb	0.92	25.00	
137 Ba	115	3	78,050.000	156.100	ppb	0.68	500.00	
205 Tl	209	3	256.400	0.513	ppb	0.67	200.00	
208 Pb	209	3	35,715.000	71.430	ppb	0.46	500.00	
232 Th	209	3	33,155.000	66.310	ppb	0.27	200.00	
238 U	209	3	3,147.500	6.295	ppb	0.25	200.00	

ISTD Elements

Element	Tune	CPS Mean	RSD(%)	Ref Value	Rec(%)	QC Range(%)	Flag
6 Li	3	3785575	0.79	3922378	96.5	30 - 125	
45 Sc	1	2326879	1.31	2392104	97.3	30 - 125	
45 Sc	2	546044	0.09	579650	94.2	30 - 125	
45 Sc	3	7229341	0.62	7412057	97.5	30 - 125	
72 Ge	1	573981	2.21	616825	93.1	30 - 125	
72 Ge	2	250255	0.89	269627	92.8	30 - 125	
72 Ge	3	1212159	0.41	1274795	95.1	30 - 125	
74 Ge	1	800167	2.66	857438	93.3	30 - 125	
74 Ge	2	362860	0.85	397394	91.3	30 - 125	
74 Ge	3	1608666	0.76	1715276	93.8	30 - 125	
115 In	1	2593355	1.98	2777713	93.4	30 - 125	
115 In	2	1161663	0.64	1278783	90.8	30 - 125	
115 In	3	3522892	1.13	3810637	92.4	30 - 125	
159 Tb	3	5010718	1.72	5296339	94.6	30 - 125	
209 Bi	3	6163167	0.83	6681395	92.2	30 - 125	

Tune File# 1 c:\icpchem\1\7500\h2.u
Tune File# 2 c:\icpchem\1\7500\he.u
Tune File# 3 c:\icpchem\1\7500\norm.u

ISTD Ref File : C:\ICPCHEM\1\DATA\wg250091.b\003CALB.D\003CALB.D#

4 :Element Failures 0 :Max. Number of Failures Allowed
0 :ISTD Failures 0 :Max. Number of ISTD Failures Allowed

Sample QC Report

Data File: C:\ICPCHEM\1\DATA\wg250091.b\025SMPL.D\025SMPL.D#
Date Acquired: Aug 15 2008 11:39 pm
Acq. Method: 6020ACZ3.M
Operator:
Sample Name: L70791-06
Misc Info:
Vial Number: 4111
Current Method: C:\ICPCHEM\1\METHODS\6020ACZ3.M
Calibration File: C:\ICPCHEM\1\CALIB\6020ACZ3.C
Last Cal. Update: Aug 15 2008 09:46 pm
Sample Type: Sample
Dilution Factor: 505.00
Autodil Factor: Undiluted
Final Dil Factor: 505.00

Data Results:

Analytes: Fail
ISTD: Pass

QC Elements

Element	IS Ref	Tune	Corr Conc	Raw Conc	Units	RSD(%)	High Limit	Flag
9 Be	6	3	756.995	1.499	ppb	3.48	200.00	
11 B	6	3	4,087.470	8.094	ppb	1.05	20.00	
27 Al	72	3	###########	31580.000	ppb	0.36	1000.00	OCAL
51 V	45	2	32,163.450	63.690	ppb	9.95	200.00	
52 Cr	45	2	5,918.600	11.720	ppb	9.83	200.00	
55 Mn	72	3	85,244.000	168.800	ppb	0.77	200.00	
59 Co	72	3	2,551.765	5.053	ppb	0.34	200.00	
60 Ni	45	2	3,715.790	7.358	ppb	10.07	500.00	
63 Cu	45	2	299,515.500	593.100	ppb	10.05	500.00	OCAL
66 Zn	72	3	25,845.900	51.180	ppb	0.10	1000.00	
75 As	45	2	3,071.410	6.082	ppb	9.61	500.00	
78 Se	45	1	130.997	0.259	ppb	4.92	500.00	
98 Mo	115	3	9,044.550	17.910	ppb	0.42	200.00	
107 Ag	115	3	107.111	0.212	ppb	4.53	50.00	
111 Cd	115	3	113.827	0.225	ppb	9.92	200.00	
118 Sn	115	3	4,597.520	9.104	ppb	0.72	200.00	
121 Sb	115	3	279.063	0.553	ppb	0.49	25.00	
137 Ba	115	3	48,505.250	96.050	ppb	0.61	500.00	
205 Tl	209	3	177.407	0.351	ppb	0.21	200.00	
208 Pb	209	3	7,322.500	14.500	ppb	1.42	500.00	
232 Th	209	3	10,539.350	20.870	ppb	0.39	200.00	
238 U	209	3	1,296.335	2.567	ppb	1.08	200.00	

ISTD Elements

Element	Tune	CPS Mean	RSD(%)	Ref Value	Rec(%)	QC Range(%)	Flag
6 Li	3	3823748	0.46	3922378	97.5	30 - 125	
45 Sc	1	2356008	0.88	2392104	98.5	30 - 125	
45 Sc	2	576257	7.91	579650	99.4	30 - 125	
45 Sc	3	7455269	0.16	7412057	100.6	30 - 125	
72 Ge	1	577525	1.34	616825	93.6	30 - 125	
72 Ge	2	258138	4.56	269627	95.7	30 - 125	
72 Ge	3	1241837	0.39	1274795	97.4	30 - 125	
74 Ge	1	816826	1.47	857438	95.3	30 - 125	
74 Ge	2	375995	4.70	397394	94.6	30 - 125	
74 Ge	3	1652295	0.49	1715276	96.3	30 - 125	
115 In	1	2608166	0.70	2777713	93.9	30 - 125	
115 In	2	1213870	6.83	1278783	94.9	30 - 125	
115 In	3	3588523	1.09	3810637	94.2	30 - 125	
159 Tb	3	5110670	0.91	5296339	96.5	30 - 125	
209 Bi	3	6167034	0.53	6681395	92.3	30 - 125	

Tune File# 1 c:\icpchem\1\7500\h2.u
Tune File# 2 c:\icpchem\1\7500\he.u
Tune File# 3 c:\icpchem\1\7500\norm.u

ISTD Ref File : C:\ICPCHEM\1\DATA\wg250091.b\003CALB.D\003CALB.D#

2 :Element Failures 0 :Max. Number of Failures Allowed
0 :ISTD Failures 0 :Max. Number of ISTD Failures Allowed

Sample QC Report

Data File: C:\ICPCHEM\1\DATA\wg250091.b\026SMPL.D\026SMPL.D#
Date Acquired: Aug 15 2008 11:46 pm
Acq. Method: 6020ACZ3.M
Operator:
Sample Name: L70791-07
Misc Info:
Vial Number: 4112
Current Method: C:\ICPCHEM\1\METHODS\6020ACZ3.M
Calibration File: C:\ICPCHEM\1\CALIB\6020ACZ3.C
Last Cal. Update: Aug 15 2008 09:46 pm
Sample Type: Sample
Dilution Factor: 505.00
Autodil Factor: Undiluted
Final Dil Factor: 505.00

Data Results:
Analytes: Fail
ISTD: Pass

QC Elements

Element	IS Ref	Tune	Corr Conc	Raw Conc	Units	RSD(%)	High Limit	Flag
9 Be	6	3	436.775	0.865	ppb	2.87	200.00	
11 B	6	3	1,726.595	3.419	ppb	1.88	20.00	
27 Al	72	3	###########	26150.000	ppb	0.71	1000.00	OCAL
51 V	45	2	54,843.000	108.600	ppb	0.71	200.00	
52 Cr	45	2	6,989.200	13.840	ppb	1.15	200.00	
55 Mn	72	3	275,730.000	546.000	ppb	0.93	200.00	OCAL
59 Co	72	3	7,968.900	15.780	ppb	1.18	200.00	
60 Ni	45	2	7,726.500	15.300	ppb	0.30	500.00	
63 Cu	45	2	544,895.000	1079.000	ppb	0.63	500.00	OCAL
66 Zn	72	3	47,459.900	93.980	ppb	0.65	1000.00	
75 As	45	2	1,805.375	3.575	ppb	2.33	500.00	
78 Se	45	1	209.777	0.415	ppb	2.36	500.00	
98 Mo	115	3	85,749.000	169.800	ppb	1.45	200.00	
107 Ag	115	3	220.635	0.437	ppb	2.36	50.00	
111 Cd	115	3	143.370	0.284	ppb	9.59	200.00	
118 Sn	115	3	4,504.095	8.919	ppb	1.03	200.00	
121 Sb	115	3	245.178	0.486	ppb	1.12	25.00	
137 Ba	115	3	130,088.000	257.600	ppb	1.15	500.00	
205 Tl	209	3	252.298	0.500	ppb	0.60	200.00	
208 Pb	209	3	6,100.400	12.080	ppb	0.62	500.00	
232 Th	209	3	36,046.900	71.380	ppb	0.13	200.00	
238 U	209	3	5,964.050	11.810	ppb	0.38	200.00	

ISTD Elements

Element	Tune	CPS Mean	RSD(%)	Ref Value	Rec(%)	QC Range(%)	Flag
6 Li	3	3808042	0.53	3922378	97.1	30 - 125	
45 Sc	1	2338682	0.63	2392104	97.8	30 - 125	
45 Sc	2	562356	0.18	579650	97.0	30 - 125	
45 Sc	3	7474315	1.28	7412057	100.8	30 - 125	
72 Ge	1	577582	1.09	616825	93.6	30 - 125	
72 Ge	2	255907	0.41	269627	94.9	30 - 125	
72 Ge	3	1251030	0.91	1274795	98.1	30 - 125	
74 Ge	1	817933	1.38	857438	95.4	30 - 125	
74 Ge	2	372328	0.44	397394	93.7	30 - 125	
74 Ge	3	1647069	0.42	1715276	96.0	30 - 125	
115 In	1	2590226	0.34	2777713	93.3	30 - 125	
115 In	2	1194623	0.27	1278783	93.4	30 - 125	
115 In	3	3624466	1.51	3810637	95.1	30 - 125	
159 Tb	3	5136714	0.57	5296339	97.0	30 - 125	
209 Bi	3	6201286	1.06	6681395	92.8	30 - 125	

Tune File# 1 c:\icpchem\1\7500\h2.u
Tune File# 2 c:\icpchem\1\7500\he.u
Tune File# 3 c:\icpchem\1\7500\norm.u

ISTD Ref File : C:\ICPCHEM\1\DATA\wg250091.b\003CALB.D\003CALB.D#

3 :Element Failures 0 :Max. Number of Failures Allowed
0 :ISTD Failures 0 :Max. Number of ISTD Failures Allowed

Sample QC Report

Data File: C:\ICPCHEM\1\DATA\wg250091.b\027SMPL.D\027SMPL.D#
Date Acquired: Aug 15 2008 11:52 pm
Acq. Method: 6020ACZ3.M
Operator:
Sample Name: L70791-08
Misc Info:
Vial Number: 4201
Current Method: C:\ICPCHEM\1\METHODS\6020ACZ3.M
Calibration File: C:\ICPCHEM\1\CALIB\6020ACZ3.C
Last Cal. Update: Aug 15 2008 09:46 pm
Sample Type: Sample
Dilution Factor: 500.00
Autodil Factor: Undiluted
Final Dil Factor: 500.00

Data Results:

Analytes:	**Fail**
ISTD:	**Pass**

QC Elements

Element	IS Ref	Tune	Corr Conc	Raw Conc	Units	RSD(%)	High Limit	Flag
9 Be	6	3	389.450	0.779	ppb	2.67	200.00	
11 B	6	3	700.500	1.401	ppb	3.73	20.00	
27 Al	72	3	###########	25610.000	ppb	1.64	1000.00	OCAL
51 V	45	2	52,900.000	105.800	ppb	3.09	200.00	
52 Cr	45	2	6,460.000	12.920	ppb	3.14	200.00	
55 Mn	72	3	293,750.000	587.500	ppb	1.69	200.00	OCAL
59 Co	72	3	9,040.000	18.080	ppb	1.55	200.00	
60 Ni	45	2	9,835.000	19.670	ppb	2.83	500.00	
63 Cu	45	2	136,300.000	272.600	ppb	2.85	500.00	
66 Zn	72	3	50,250.000	100.500	ppb	1.78	1000.00	
75 As	45	2	1,157.000	2.314	ppb	7.13	500.00	
78 Se	45	1	48.060	0.096	ppb	14.35	500.00	
98 Mo	115	3	9,265.000	18.530	ppb	2.83	200.00	
107 Ag	115	3	19.985	0.040	ppb	9.01	50.00	
111 Cd	115	3	60.850	0.122	ppb	17.57	200.00	
118 Sn	115	3	3,683.500	7.367	ppb	3.18	200.00	
121 Sb	115	3	147.550	0.295	ppb	1.29	25.00	
137 Ba	115	3	163,000.000	326.000	ppb	2.43	500.00	
205 Tl	209	3	331.750	0.664	ppb	2.53	200.00	
208 Pb	209	3	3,374.000	6.748	ppb	2.51	500.00	
232 Th	209	3	29,640.000	59.280	ppb	1.84	200.00	
238 U	209	3	3,994.000	7.988	ppb	1.76	200.00	

ISTD Elements

Element	Tune	CPS Mean	RSD(%)	Ref Value	Rec(%)	QC Range(%)	Flag
6 Li	3	3791103	1.08	3922378	96.7	30 - 125	
45 Sc	1	2297777	7.91	2392104	96.1	30 - 125	
45 Sc	2	550020	3.37	579650	94.9	30 - 125	
45 Sc	3	7367009	2.29	7412057	99.4	30 - 125	
72 Ge	1	574472	6.46	616825	93.1	30 - 125	
72 Ge	2	253715	2.36	269627	94.1	30 - 125	
72 Ge	3	1247390	1.26	1274795	97.9	30 - 125	
74 Ge	1	793445	3.56	857438	92.5	30 - 125	
74 Ge	2	368471	1.84	397394	92.7	30 - 125	
74 Ge	3	1645310	0.69	1715276	95.9	30 - 125	
115 In	1	2549478	8.23	2777713	91.8	30 - 125	
115 In	2	1170667	3.75	1278783	91.5	30 - 125	
115 In	3	3565575	2.12	3810637	93.6	30 - 125	
159 Tb	3	5046760	2.24	5296339	95.3	30 - 125	
209 Bi	3	6076337	1.85	6681395	90.9	30 - 125	

Tune File# 1 c:\icpchem\1\7500\h2.u
Tune File# 2 c:\icpchem\1\7500\he.u
Tune File# 3 c:\icpchem\1\7500\norm.u

ISTD Ref File : C:\ICPCHEM\1\DATA\wg250091.b\003CALB.D\003CALB.D#

2 :Element Failures 0 :Max. Number of Failures Allowed
0 :ISTD Failures 0 :Max. Number of ISTD Failures Allowed

Sample QC Report

Data File: C:\ICPCHEM\1\DATA\wg250091.b\028SMPL.D\028SMPL.D#
Date Acquired: Aug 15 2008 11:59 pm
Acq. Method: 6020ACZ3.M
Operator:
Sample Name: L70791-09
Misc Info:
Vial Number: 4202
Current Method: C:\ICPCHEM\1\METHODS\6020ACZ3.M
Calibration File: C:\ICPCHEM\1\CALIB\6020ACZ3.C
Last Cal. Update: Aug 15 2008 09:46 pm
Sample Type: Sample
Dilution Factor: 500.00
Autodil Factor: Undiluted
Final Dil Factor: 500.00

Data Results:
Analytes: Fail
ISTD: Pass

QC Elements

Element	IS Ref	Tune	Corr Conc	Raw Conc	Units	RSD(%)	High Limit	Flag
9 Be	6	3	351.400	0.703	ppb	0.86	200.00	
11 B	6	3	1,249.500	2.499	ppb	3.90	20.00	
27 Al	72	3	###########	24160.000	ppb	1.50	1000.00	OCAL
51 V	45	2	43,950.000	87.900	ppb	0.92	200.00	
52 Cr	45	2	6,210.000	12.420	ppb	0.62	200.00	
55 Mn	72	3	267,400.000	534.800	ppb	1.11	200.00	OCAL
59 Co	72	3	7,040.000	14.080	ppb	1.06	200.00	
60 Ni	45	2	7,270.000	14.540	ppb	0.91	500.00	
63 Cu	45	2	508,000.000	1016.000	ppb	0.72	500.00	OCAL
66 Zn	72	3	44,245.000	88.490	ppb	0.67	1000.00	
75 As	45	2	3,047.000	6.094	ppb	0.94	500.00	
78 Se	45	1	271.800	0.544	ppb	2.64	500.00	
98 Mo	115	3	83,300.000	166.600	ppb	0.84	200.00	
107 Ag	115	3	273.200	0.546	ppb	3.23	50.00	
111 Cd	115	3	124.050	0.248	ppb	20.41	200.00	
118 Sn	115	3	3,570.500	7.141	ppb	1.24	200.00	
121 Sb	115	3	226.800	0.454	ppb	0.64	25.00	
137 Ba	115	3	156,700.000	313.400	ppb	0.84	500.00	
205 Tl	209	3	249.200	0.498	ppb	0.80	200.00	
208 Pb	209	3	5,440.000	10.880	ppb	0.61	500.00	
232 Th	209	3	17,710.000	35.420	ppb	0.95	200.00	
238 U	209	3	4,128.000	8.256	ppb	0.90	200.00	

ISTD Elements

Element	Tune	CPS Mean	RSD(%)	Ref Value	Rec(%)	QC Range(%)	Flag
6 Li	3	3760180	0.38	3922378	95.9	30 - 125	
45 Sc	1	2339856	1.51	2392104	97.8	30 - 125	
45 Sc	2	553957	0.74	579650	95.6	30 - 125	
45 Sc	3	7307531	0.96	7412057	98.6	30 - 125	
72 Ge	1	576309	2.15	616825	93.4	30 - 125	
72 Ge	2	252439	0.66	269627	93.6	30 - 125	
72 Ge	3	1228821	1.63	1274795	96.4	30 - 125	
74 Ge	1	814037	2.16	857438	94.9	30 - 125	
74 Ge	2	368854	1.24	397394	92.8	30 - 125	
74 Ge	3	1629173	1.56	1715276	95.0	30 - 125	
115 In	1	2595297	2.06	2777713	93.4	30 - 125	
115 In	2	1186077	1.63	1278783	92.8	30 - 125	
115 In	3	3565478	0.68	3810637	93.6	30 - 125	
159 Tb	3	5040569	1.66	5296339	95.2	30 - 125	
209 Bi	3	6134142	0.89	6681395	91.8	30 - 125	

Tune File# 1 c:\icpchem\1\7500\h2.u
Tune File# 2 c:\icpchem\1\7500\he.u
Tune File# 3 c:\icpchem\1\7500\norm.u

ISTD Ref File : C:\ICPCHEM\1\DATA\wg250091.b\003CALB.D\003CALB.D#

3 :Element Failures 0 :Max. Number of Failures Allowed
0 :ISTD Failures 0 :Max. Number of ISTD Failures Allowed

Sample QC Report

Data File: C:\ICPCHEM\1\DATA\wg250091.b\029SMPL.D\029SMPL.D#
Date Acquired: Aug 16 2008 12:05 am
Acq. Method: 6020ACZ3.M
Operator:
Sample Name: L70791-10
Misc Info:
Vial Number: 4203
Current Method: C:\ICPCHEM\1\METHODS\6020ACZ3.M
Calibration File: C:\ICPCHEM\1\CALIB\6020ACZ3.C
Last Cal. Update: Aug 15 2008 09:46 pm
Sample Type: Sample
Dilution Factor: 500.00
Autodil Factor: Undiluted
Final Dil Factor: 500.00

Data Results:
Analytes: Fail
ISTD: Pass

QC Elements

Element	IS Ref	Tune	Corr Conc	Raw Conc	Units	RSD(%)	High Limit	Flag
9 Be	6	3	324.100	0.648	ppb	4.41	200.00	
11 B	6	3	687.500	1.375	ppb	3.84	20.00	
27 Al	72	3	###########	23670.000	ppb	1.21	1000.00	OCAL
51 V	45	2	61,550.000	123.100	ppb	1.71	200.00	
52 Cr	45	2	7,310.000	14.620	ppb	2.27	200.00	
55 Mn	72	3	334,000.000	668.000	ppb	0.77	200.00	OCAL
59 Co	72	3	9,685.000	19.370	ppb	0.75	200.00	
60 Ni	45	2	10,315.000	20.630	ppb	2.02	500.00	
63 Cu	45	2	249,600.000	499.200	ppb	1.15	500.00	
66 Zn	72	3	52,500.000	105.000	ppb	0.86	1000.00	
75 As	45	2	1,111.000	2.222	ppb	2.28	500.00	
78 Se	45	1	24.305	0.049	ppb	0.74	500.00	
98 Mo	115	3	3,172.000	6.344	ppb	0.53	200.00	
107 Ag	115	3	14.980	0.030	ppb	11.52	50.00	
111 Cd	115	3	62.600	0.125	ppb	16.37	200.00	
118 Sn	115	3	3,677.000	7.354	ppb	2.01	200.00	
121 Sb	115	3	127.600	0.255	ppb	1.30	25.00	
137 Ba	115	3	192,600.000	385.200	ppb	1.50	500.00	
205 Tl	209	3	317.650	0.635	ppb	2.37	200.00	
208 Pb	209	3	1,689.000	3.378	ppb	0.37	500.00	
232 Th	209	3	33,230.000	66.460	ppb	1.20	200.00	
238 U	209	3	4,414.000	8.828	ppb	1.12	200.00	

ISTD Elements

Element	Tune	CPS Mean	RSD(%)	Ref Value	Rec(%)	QC Range(%)	Flag
6 Li	3	3752141	1.27	3922378	95.7	30 - 125	
45 Sc	1	2434137	10.46	2392104	101.8	30 - 125	
45 Sc	2	561505	1.10	579650	96.9	30 - 125	
45 Sc	3	7398422	1.94	7412057	99.8	30 - 125	
72 Ge	1	592907	7.55	616825	96.1	30 - 125	
72 Ge	2	253924	0.68	269627	94.2	30 - 125	
72 Ge	3	1233449	1.17	1274795	96.8	30 - 125	
74 Ge	1	813475	5.01	857438	94.9	30 - 125	
74 Ge	2	368296	0.51	397394	92.7	30 - 125	
74 Ge	3	1629250	1.01	1715276	95.0	30 - 125	
115 In	1	2672557	9.95	2777713	96.2	30 - 125	
115 In	2	1185841	1.15	1278783	92.7	30 - 125	
115 In	3	3545752	2.02	3810637	93.0	30 - 125	
159 Tb	3	5048240	1.60	5296339	95.3	30 - 125	
209 Bi	3	5986300	1.50	6681395	89.6	30 - 125	

Tune File# 1 c:\icpchem\1\7500\h2.u
Tune File# 2 c:\icpchem\1\7500\he.u
Tune File# 3 c:\icpchem\1\7500\norm.u

ISTD Ref File : C:\ICPCHEM\1\DATA\wg250091.b\003CALB.D\003CALB.D#

2 :Element Failures 0 :Max. Number of Failures Allowed
0 :ISTD Failures 0 :Max. Number of ISTD Failures Allowed

Sample QC Report

Data File: C:\ICPCHEM\1\DATA\wg250091.b\030SMPL.D\030SMPL.D#
Date Acquired: Aug 16 2008 12:11 am
Acq. Method: 6020ACZ3.M
Operator:
Sample Name: L70791-11
Misc Info:
Vial Number: 4204
Current Method: C:\ICPCHEM\1\METHODS\6020ACZ3.M
Calibration File: C:\ICPCHEM\1\CALIB\6020ACZ3.C
Last Cal. Update: Aug 15 2008 09:46 pm
Sample Type: Sample
Dilution Factor: 500.00
Autodil Factor: Undiluted
Final Dil Factor: 500.00

Data Results:

Analytes:	**Fail**
ISTD:	**Pass**

QC Elements

Element	IS Ref	Tune	Corr Conc	Raw Conc	Units	RSD(%)	High Limit	Flag
9 Be	6	3	361.850	0.724	ppb	1.46	200.00	
11 B	6	3	659.500	1.319	ppb	8.72	20.00	
27 Al	72	3	###########	22990.000	ppb	1.60	1000.00	OCAL
51 V	45	2	43,585.000	87.170	ppb	0.66	200.00	
52 Cr	45	2	6,250.000	12.500	ppb	0.38	200.00	
55 Mn	72	3	318,000.000	636.000	ppb	0.92	200.00	OCAL
59 Co	72	3	8,740.000	17.480	ppb	1.85	200.00	
60 Ni	45	2	8,910.000	17.820	ppb	0.88	500.00	
63 Cu	45	2	###########	2045.000	ppb	0.20	500.00	OCAL
66 Zn	72	3	72,900.000	145.800	ppb	1.20	1000.00	
75 As	45	2	1,784.500	3.569	ppb	2.44	500.00	
78 Se	45	1	260.900	0.522	ppb	2.94	500.00	
98 Mo	115	3	157,350.000	314.700	ppb	0.74	200.00	OCAL
107 Ag	115	3	346.450	0.693	ppb	2.22	50.00	
111 Cd	115	3	436.450	0.873	ppb	3.49	200.00	
118 Sn	115	3	3,829.000	7.658	ppb	1.03	200.00	
121 Sb	115	3	264.050	0.528	ppb	2.10	25.00	
137 Ba	115	3	138,700.000	277.400	ppb	0.89	500.00	
205 Tl	209	3	214.450	0.429	ppb	1.72	200.00	
208 Pb	209	3	10,575.000	21.150	ppb	1.59	500.00	
232 Th	209	3	8,045.000	16.090	ppb	1.56	200.00	
238 U	209	3	2,436.500	4.873	ppb	2.15	200.00	

ISTD Elements

Element	Tune	CPS Mean	RSD(%)	Ref Value	Rec(%)	QC Range(%)	Flag
6 Li	3	3749457	0.95	3922378	95.6	30 - 125	
45 Sc	1	2343157	0.49	2392104	98.0	30 - 125	
45 Sc	2	549989	0.39	579650	94.9	30 - 125	
45 Sc	3	7361586	1.04	7412057	99.3	30 - 125	
72 Ge	1	578864	0.57	616825	93.8	30 - 125	
72 Ge	2	249150	0.25	269627	92.4	30 - 125	
72 Ge	3	1227071	0.96	1274795	96.3	30 - 125	
74 Ge	1	815582	1.10	857438	95.1	30 - 125	
74 Ge	2	365794	0.40	397394	92.0	30 - 125	
74 Ge	3	1628815	0.97	1715276	95.0	30 - 125	
115 In	1	2578232	0.25	2777713	92.8	30 - 125	
115 In	2	1173953	1.37	1278783	91.8	30 - 125	
115 In	3	3556325	0.53	3810637	93.3	30 - 125	
159 Tb	3	5012465	0.75	5296339	94.6	30 - 125	
209 Bi	3	6077633	0.96	6681395	91.0	30 - 125	

Tune File# 1 c:\icpchem\1\7500\h2.u
Tune File# 2 c:\icpchem\1\7500\he.u
Tune File# 3 c:\icpchem\1\7500\norm.u

ISTD Ref File : C:\ICPCHEM\1\DATA\wg250091.b\003CALB.D\003CALB.D#

4 :Element Failures 0 :Max. Number of Failures Allowed
0 :ISTD Failures 0 :Max. Number of ISTD Failures Allowed

Sample QC Report

Data File: C:\ICPCHEM\1\DATA\wg250091.b\031SMPL.D\031SMPL.D#
Date Acquired: Aug 16 2008 12:18 am
Acq. Method: 6020ACZ3.M
Operator:
Sample Name: L70791-11SDL
Misc Info:
Vial Number: 4205
Current Method: C:\ICPCHEM\1\METHODS\6020ACZ3.M
Calibration File: C:\ICPCHEM\1\CALIB\6020ACZ3.C
Last Cal. Update: Aug 15 2008 09:46 pm
Sample Type: Sample
Dilution Factor: 500.00
Autodil Factor: Undiluted
Final Dil Factor: 500.00

Data Results:
Analytes: Fail
ISTD: Pass

QC Elements

Element	IS Ref	Tune	Corr Conc	Raw Conc	Units	RSD(%)	High Limit	Flag
9 Be	6	3	68.600	0.137	ppb	10.66	200.00	
11 B	6	3	-433.500	-0.867	ppb	9.24	20.00	
27 Al	72	3	###########	4661.000	ppb	1.24	1000.00	OCAL
51 V	45	2	8,655.000	17.310	ppb	2.11	200.00	
52 Cr	45	2	1,259.000	2.518	ppb	2.30	200.00	
55 Mn	72	3	65,500.000	131.000	ppb	0.72	200.00	
59 Co	72	3	1,801.000	3.602	ppb	1.36	200.00	
60 Ni	45	2	1,850.500	3.701	ppb	2.67	500.00	
63 Cu	45	2	216,800.000	433.600	ppb	1.57	500.00	
66 Zn	72	3	15,525.000	31.050	ppb	1.02	1000.00	
75 As	45	2	295.150	0.590	ppb	2.07	500.00	
78 Se	45	1	29.680	0.059	ppb	29.77	500.00	
98 Mo	115	3	31,040.000	62.080	ppb	0.36	200.00	
107 Ag	115	3	64.700	0.129	ppb	2.23	50.00	
111 Cd	115	3	76.800	0.154	ppb	12.22	200.00	
118 Sn	115	3	666.000	1.332	ppb	0.49	200.00	
121 Sb	115	3	17.760	0.036	ppb	7.37	25.00	
137 Ba	115	3	27,245.000	54.490	ppb	0.50	500.00	
205 Tl	209	3	45.165	0.090	ppb	5.03	200.00	
208 Pb	209	3	2,114.000	4.228	ppb	1.53	500.00	
232 Th	209	3	1,571.000	3.142	ppb	0.81	200.00	
238 U	209	3	475.500	0.951	ppb	2.91	200.00	

ISTD Elements

Element	Tune	CPS Mean	RSD(%)	Ref Value	Rec(%)	QC Range(%)	Flag
6 Li	3	3802122	0.41	3922378	96.9	30 - 125	
45 Sc	1	2462100	0.79	2392104	102.9	30 - 125	
45 Sc	2	580056	1.18	579650	100.1	30 - 125	
45 Sc	3	7456506	0.80	7412057	100.6	30 - 125	
72 Ge	1	633177	0.24	616825	102.7	30 - 125	
72 Ge	2	272242	0.83	269627	101.0	30 - 125	
72 Ge	3	1280514	1.17	1274795	100.4	30 - 125	
74 Ge	1	865461	1.45	857438	100.9	30 - 125	
74 Ge	2	398986	0.79	397394	100.4	30 - 125	
74 Ge	3	1737302	0.36	1715276	101.3	30 - 125	
115 In	1	2768595	0.74	2777713	99.7	30 - 125	
115 In	2	1275200	1.63	1278783	99.7	30 - 125	
115 In	3	3786365	0.85	3810637	99.4	30 - 125	
159 Tb	3	5207235	0.81	5296339	98.3	30 - 125	
209 Bi	3	6467022	1.15	6681395	96.8	30 - 125	

Tune File# 1 c:\icpchem\1\7500\h2.u
Tune File# 2 c:\icpchem\1\7500\he.u
Tune File# 3 c:\icpchem\1\7500\norm.u

ISTD Ref File : C:\ICPCHEM\1\DATA\wg250091.b\003CALB.D\003CALB.D#

1 :Element Failures 0 :Max. Number of Failures Allowed
0 :ISTD Failures 0 :Max. Number of ISTD Failures Allowed

Sample QC Report

Data File: C:\ICPCHEM\1\DATA\wg250091.b\032SMPL.D\032SMPL.D#
Date Acquired: Aug 16 2008 12:24 am
Acq. Method: 6020ACZ3.M
Operator:
Sample Name: L70791-12
Misc Info:
Vial Number: 4206
Current Method: C:\ICPCHEM\1\METHODS\6020ACZ3.M
Calibration File: C:\ICPCHEM\1\CALIB\6020ACZ3.C
Last Cal. Update: Aug 15 2008 09:46 pm
Sample Type: Sample
Dilution Factor: 500.00
Autodil Factor: Undiluted
Final Dil Factor: 500.00

Data Results:
Analytes: Fail
ISTD: Pass

QC Elements

Element	IS Ref	Tune	Corr Conc	Raw Conc	Units	RSD(%)	High Limit	Flag
9 Be	6	3	231.050	0.462	ppb	1.42	200.00	
11 B	6	3	161.000	0.322	ppb	18.30	20.00	
27 Al	72	3	###########	17840.000	ppb	1.46	1000.00	OCAL
51 V	45	2	50,100.000	100.200	ppb	4.76	200.00	
52 Cr	45	2	6,570.000	13.140	ppb	5.24	200.00	
55 Mn	72	3	241,600.000	483.200	ppb	0.95	200.00	OCAL
59 Co	72	3	7,290.000	14.580	ppb	1.37	200.00	
60 Ni	45	2	7,450.000	14.900	ppb	4.25	500.00	
63 Cu	45	2	350,300.000	700.600	ppb	4.47	500.00	OCAL
66 Zn	72	3	49,240.000	98.480	ppb	1.77	1000.00	
75 As	45	2	629.500	1.259	ppb	4.95	500.00	
78 Se	45	1	23.500	0.047	ppb	35.60	500.00	
98 Mo	115	3	23,465.000	46.930	ppb	1.36	200.00	
107 Ag	115	3	12.455	0.025	ppb	10.76	50.00	
111 Cd	115	3	116.200	0.232	ppb	5.91	200.00	
118 Sn	115	3	3,452.000	6.904	ppb	2.70	200.00	
121 Sb	115	3	92.100	0.184	ppb	1.63	25.00	
137 Ba	115	3	128,900.000	257.800	ppb	1.58	500.00	
205 Tl	209	3	246.100	0.492	ppb	2.64	200.00	
208 Pb	209	3	24,810.000	49.620	ppb	1.88	500.00	
232 Th	209	3	21,230.000	42.460	ppb	1.21	200.00	
238 U	209	3	2,457.000	4.914	ppb	1.30	200.00	

ISTD Elements

Element	Tune	CPS Mean	RSD(%)	Ref Value	Rec(%)	QC Range(%)	Flag
6 Li	3	3768667	1.21	3922378	96.1	30 - 125	
45 Sc	1	2313293	2.60	2392104	96.7	30 - 125	
45 Sc	2	551867	3.27	579650	95.2	30 - 125	
45 Sc	3	7489733	1.79	7412057	101.0	30 - 125	
72 Ge	1	574310	2.57	616825	93.1	30 - 125	
72 Ge	2	251065	1.12	269627	93.1	30 - 125	
72 Ge	3	1249988	1.09	1274795	98.1	30 - 125	
74 Ge	1	803266	0.89	857438	93.7	30 - 125	
74 Ge	2	367135	1.16	397394	92.4	30 - 125	
74 Ge	3	1662690	0.83	1715276	96.9	30 - 125	
115 In	1	2560221	2.25	2777713	92.2	30 - 125	
115 In	2	1174415	2.04	1278783	91.8	30 - 125	
115 In	3	3631308	1.58	3810637	95.3	30 - 125	
159 Tb	3	5145909	1.79	5296339	97.2	30 - 125	
209 Bi	3	6129482	1.08	6681395	91.7	30 - 125	

Tune File# 1 c:\icpchem\1\7500\h2.u
Tune File# 2 c:\icpchem\1\7500\he.u
Tune File# 3 c:\icpchem\1\7500\norm.u

ISTD Ref File : C:\ICPCHEM\1\DATA\wg250091.b\003CALB.D\003CALB.D#

3 :Element Failures 0 :Max. Number of Failures Allowed
0 :ISTD Failures 0 :Max. Number of ISTD Failures Allowed

Continuing Calibration Verification (CCV) QC Report

Data File: C:\ICPCHEM\1\DATA\wg250091.b\033_CCV.D\033_CCV.D#
Date Acquired: Aug 16 2008 12:31 am
Operator:
Sample Name: CCV
Misc Info:
Vial Number: 1107
Current Method: C:\ICPCHEM\1\METHODS\6020ACZ3.M
Calibration File: C:\ICPCHEM\1\CALIB\6020ACZ3.C
Last Cal Update: Aug 15 2008 09:46 pm
Sample Type: CCV
Total Dil Factor: 1.00

Data Results:
Analytes: Fail
ISTD: Pass

QC Elements

Element	IS Ref	Tune	Conc. ppb	RSD(%)	Expected	Rec(%)	QC Range(%)	Flag
9 Be	6	3	50.000	0.70	50.00	100.0	89 - 110	
11 B	6	3	19.160	1.18	20.00	95.8	89 - 110	
27 Al	72	3	111.900	4.48	100.00	111.9	89 - 110	Fail
51 V	45	2	49.270	1.70	50.00	98.5	89 - 110	
52 Cr	45	2	50.790	1.73	50.00	101.6	89 - 110	
55 Mn	72	3	50.870	1.19	50.00	101.7	89 - 110	
59 Co	72	3	49.410	0.90	50.00	98.8	89 - 110	
60 Ni	45	2	51.010	1.47	50.00	102.0	89 - 110	
63 Cu	45	2	53.240	0.97	50.00	106.5	89 - 110	
66 Zn	72	3	58.480	0.59	50.00	117.0	89 - 110	Fail
75 As	45	2	58.490	1.54	50.00	117.0	89 - 110	Fail
78 Se	45	1	60.810	3.55	50.00	121.6	89 - 110	Fail
98 Mo	115	3	19.680	0.82	20.00	98.4	89 - 110	
107 Ag	115	3	19.950	1.32	20.00	99.8	89 - 110	
111 Cd	115	3	52.710	1.62	50.00	105.4	89 - 110	
118 Sn	115	3	49.310	0.91	50.00	98.6	89 - 110	
121 Sb	115	3	19.910	1.41	20.00	99.6	89 - 110	
137 Ba	115	3	50.290	1.20	50.00	100.6	89 - 110	
205 Tl	209	3	53.090	0.48	50.00	106.2	89 - 110	
208 Pb	209	3	49.350	1.07	50.00	98.7	89 - 110	
232 Th	209	3	50.510	0.37	50.00	101.0	89 - 110	
238 U	209	3	50.050	1.28	50.00	100.1	89 - 110	

ISTD Elements

Element	Tune	CPS Mean	RSD(%)	Ref Value	Rec(%)	QC Range(%)	Flag
6 Li	3	3918622	1.71	3922378	99.9	30 - 125	
45 Sc	1	2640028	3.52	2392104	110.4	30 - 125	
45 Sc	2	619223	1.70	579650	106.8	30 - 125	
45 Sc	3	7454774	1.19	7412057	100.6	30 - 125	
72 Ge	1	692680	2.82	616825	112.3	30 - 125	
72 Ge	2	287756	1.01	269627	106.7	30 - 125	
72 Ge	3	1311788	1.52	1274795	102.9	30 - 125	
74 Ge	1	965207	2.16	857438	112.6	30 - 125	
74 Ge	2	423460	1.00	397394	106.6	30 - 125	
74 Ge	3	1791782	1.64	1715276	104.5	30 - 125	
115 In	1	2994768	3.05	2777713	107.8	30 - 125	
115 In	2	1330415	3.01	1278783	104.0	30 - 125	
115 In	3	3823608	1.28	3810637	100.3	30 - 125	
159 Tb	3	5175061	1.05	5296339	97.7	30 - 125	
209 Bi	3	6571998	0.97	6681395	98.4	30 - 125	

Tune File# 1 c:\icpchem\1\7500\h2.u
Tune File# 2 c:\icpchem\1\7500\he.u
Tune File# 3 c:\icpchem\1\7500\norm.u

ISTD Ref File : C:\ICPCHEM\1\DATA\wg250091.b\003CALB.D\003CALB.D#

4 :Element Failures
0 :ISTD Failures
0 :Max. Number of Failures Allowed
0 :Max. Number of ISTD Failures Allowed

Continuing Calibration Blank (CCB) QC Report

Data File: C:\ICPCHEM\1\DATA\wg250091.b\034_CCB.D\034_CCB.D#
Date Acquired: Aug 16 2008 12:37 am
Operator:
Sample Name: CCB
Misc Info:
Vial Number: 1102
Current Method: C:\ICPCHEM\1\METHODS\6020ACZ3.M
Calibration File: C:\ICPCHEM\1\CALIB\6020ACZ3.C
Last Cal Update: Aug 15 2008 09:46 pm
Sample Type: CCB
Total Dil Factor: 1.00

Data Results:
Analytes: Pass
ISTD: Pass

QC Elements

Element	IS Ref	Tune	Conc.	RSD(%)	High Limit	Flag
9 Be	6	3	0.012 ppb	50.43	0.300	
11 B	6	3	-0.308 ppb	15.46	1.500	
27 Al	72	3	0.703 ppb	11.59	3.000	
51 V	45	2	-0.320 ppb	25.73	0.600	
52 Cr	45	2	0.005 ppb	925.75	0.300	
55 Mn	72	3	-0.001 ppb	280.85	1.500	
59 Co	72	3	0.009 ppb	35.50	0.150	
60 Ni	45	2	0.006 ppb	626.55	1.800	
63 Cu	45	2	0.055 ppb	149.27	1.500	
66 Zn	72	3	-0.063 ppb	48.75	6.000	
75 As	45	2	-0.024 ppb	132.48	1.500	
78 Se	45	1	0.080 ppb	83.56	3.000	
98 Mo	115	3	0.138 ppb	1.60	1.500	
107 Ag	115	3	-0.003 ppb	40.78	0.150	
111 Cd	115	3	0.002 ppb	315.25	0.300	
118 Sn	115	3	0.032 ppb	31.66	0.300	
121 Sb	115	3	0.356 ppb	8.57	1.200	
137 Ba	115	3	0.019 ppb	65.46	0.300	
205 Tl	209	3	0.040 ppb	9.25	0.300	
206 (Pb)	209	3	0.010 ppb	7.30	0.300	
232 Th	209	3	0.040 ppb	11.99	3.000	
238 U	209	3	0.006 ppb	60.72	0.300	

ISTD Elements

Element	Tune	CPS Mean	RSD(%)	Ref Value	Rec(%)	QC Range(%)	Flag
6 Li	3	3796395	0.99	3922378	96.8	30 - 125	
45 Sc	1	2332704	1.81	2392104	97.5	30 - 125	
45 Sc	2	559896	5.88	579650	96.6	30 - 125	
45 Sc	3	7232918	0.52	7412057	97.6	30 - 125	
72 Ge	1	608978	1.59	616825	98.7	30 - 125	
72 Ge	2	263855	3.45	269627	97.9	30 - 125	
72 Ge	3	1245394	0.42	1274795	97.7	30 - 125	
74 Ge	1	838811	1.83	857438	97.8	30 - 125	
74 Ge	2	387868	3.46	397394	97.6	30 - 125	
74 Ge	3	1690608	0.25	1715276	98.6	30 - 125	
115 In	1	2646639	2.04	2777713	95.3	30 - 125	
115 In	2	1226383	5.76	1278783	95.9	30 - 125	
115 In	3	3686524	0.67	3810637	96.7	30 - 125	
159 Tb	3	5091744	0.77	5296339	96.1	30 - 125	
209 Bi	3	6323850	0.59	6681395	94.6	30 - 125	

Tune File# 1 c:\icpchem\1\7500\h2.u
Tune File# 2 c:\icpchem\1\7500\he.u
Tune File# 3 c:\icpchem\1\7500\norm.u

ISTD Ref File : C:\ICPCHEM\1\DATA\wg250091.b\003CALB.D\003CALB.D#

0 :Element Failures
0 :ISTD Failures

0 :Max. Number of Failures Allowed
0 :Max. Number of ISTD Failures Allowed

Sample QC Report

Data File: C:\ICPCHEM\1\DATA\wg250091.b\035SMPL.D\035SMPL.D#
Date Acquired: Aug 16 2008 12:43 am
Acq. Method: 6020ACZ3.M
Operator:
Sample Name: L70791-13
Misc Info:
Vial Number: 4207
Current Method: C:\ICPCHEM\1\METHODS\6020ACZ3.M
Calibration File: C:\ICPCHEM\1\CALIB\6020ACZ3.C
Last Cal. Update: Aug 15 2008 09:46 pm
Sample Type: Sample
Dilution Factor: 500.00
Autodil Factor: Undiluted
Final Dil Factor: 500.00

Data Results:
Analytes: Fail
ISTD: Pass

QC Elements

Element	IS Ref	Tune	Corr Conc	Raw Conc	Units	RSD(%)	High Limit	Flag
9 Be	6	3	322.150	0.644	ppb	1.96	200.00	
11 B	6	3	1,796.000	3.592	ppb	1.41	20.00	
27 Al	72	3	###########	24180.000	ppb	0.23	1000.00	OCAL
51 V	45	2	58,700.000	117.400	ppb	0.32	200.00	
52 Cr	45	2	7,690.000	15.380	ppb	0.96	200.00	
55 Mn	72	3	342,000.000	684.000	ppb	0.22	200.00	OCAL
59 Co	72	3	8,710.000	17.420	ppb	0.15	200.00	
60 Ni	45	2	9,685.000	19.370	ppb	0.93	500.00	
63 Cu	45	2	321,800.000	643.600	ppb	0.81	500.00	OCAL
66 Zn	72	3	49,215.000	98.430	ppb	0.13	1000.00	
75 As	45	2	1,854.000	3.708	ppb	0.45	500.00	
78 Se	45	1	172.500	0.345	ppb	3.73	500.00	
98 Mo	115	3	86,900.000	173.800	ppb	0.83	200.00	
107 Ag	115	3	154.850	0.310	ppb	5.05	50.00	
111 Cd	115	3	128.900	0.258	ppb	7.97	200.00	
118 Sn	115	3	3,363.500	6.727	ppb	1.21	200.00	
121 Sb	115	3	280.500	0.561	ppb	3.24	25.00	
137 Ba	115	3	181,100.000	362.200	ppb	0.59	500.00	
205 Tl	209	3	290.400	0.581	ppb	0.49	200.00	
208 Pb	209	3	4,839.500	9.679	ppb	1.06	500.00	
232 Th	209	3	18,700.000	37.400	ppb	1.52	200.00	
238 U	209	3	3,112.000	6.224	ppb	1.33	200.00	

ISTD Elements

Element	Tune	CPS Mean	RSD(%)	Ref Value	Rec(%)	QC Range(%)	Flag
6 Li	3	3720148	0.16	3922378	94.8	30 - 125	
45 Sc	1	2311153	2.12	2392104	96.6	30 - 125	
45 Sc	2	540619	0.97	579650	93.3	30 - 125	
45 Sc	3	7210342	0.86	7412057	97.3	30 - 125	
72 Ge	1	563567	2.65	616825	91.4	30 - 125	
72 Ge	2	244576	0.36	269627	90.7	30 - 125	
72 Ge	3	1210977	0.50	1274795	95.0	30 - 125	
74 Ge	1	794548	2.43	857438	92.7	30 - 125	
74 Ge	2	355763	0.58	397394	89.5	30 - 125	
74 Ge	3	1606746	0.47	1715276	93.7	30 - 125	
115 In	1	2511721	2.03	2777713	90.4	30 - 125	
115 In	2	1143352	0.68	1278783	89.4	30 - 125	
115 In	3	3525648	0.19	3810637	92.5	30 - 125	
159 Tb	3	4949022	1.12	5296339	93.4	30 - 125	
209 Bi	3	5963819	1.03	6681395	89.3	30 - 125	

Tune File# 1 c:\icpchem\1\7500\h2.u
Tune File# 2 c:\icpchem\1\7500\he.u
Tune File# 3 c:\icpchem\1\7500\norm.u

ISTD Ref File : C:\ICPCHEM\1\DATA\wg250091.b\003CALB.D\003CALB.D#

3 :Element Failures 0 :Max. Number of Failures Allowed
0 :ISTD Failures 0 :Max. Number of ISTD Failures Allowed

Sample QC Report

Data File: C:\ICPCHEM\1\DATA\wg250091.b\036SMPL.D\036SMPL.D#
Date Acquired: Aug 16 2008 12:50 am
Acq. Method: 6020ACZ3.M
Operator:
Sample Name: L70791-14
Misc Info:
Vial Number: 4208
Current Method: C:\ICPCHEM\1\METHODS\6020ACZ3.M
Calibration File: C:\ICPCHEM\1\CALIB\6020ACZ3.C
Last Cal. Update: Aug 15 2008 09:46 pm
Sample Type: Sample
Dilution Factor: 500.00
Autodil Factor: Undiluted
Final Dil Factor: 500.00

Data Results:
Analytes: Fail
ISTD: Pass

QC Elements

Element	IS Ref	Tune	Corr Conc	Raw Conc	Units	RSD(%)	High Limit	Flag
9 Be	6	3	246.500	0.493	ppb	5.91	200.00	
11 B	6	3	690.000	1.380	ppb	4.78	20.00	
27 Al	72	3	###########	19940.000	ppb	0.99	1000.00	OCAL
51 V	45	2	71,700.000	143.400	ppb	1.56	200.00	
52 Cr	45	2	8,340.000	16.680	ppb	1.51	200.00	
55 Mn	72	3	355,700.000	711.400	ppb	1.23	200.00	OCAL
59 Co	72	3	8,530.000	17.060	ppb	0.79	200.00	
60 Ni	45	2	9,260.000	18.520	ppb	1.54	500.00	
63 Cu	45	2	117,900.000	235.800	ppb	1.75	500.00	
66 Zn	72	3	41,065.000	82.130	ppb	0.42	1000.00	
75 As	45	2	1,009.500	2.019	ppb	2.37	500.00	
78 Se	45	1	35.305	0.071	ppb	9.68	500.00	
98 Mo	115	3	6,095.000	12.190	ppb	0.27	200.00	
107 Ag	115	3	9.995	0.020	ppb	16.29	50.00	
111 Cd	115	3	70.050	0.140	ppb	15.15	200.00	
118 Sn	115	3	3,316.500	6.633	ppb	0.29	200.00	
121 Sb	115	3	148.450	0.297	ppb	1.94	25.00	
137 Ba	115	3	182,500.000	365.000	ppb	0.85	500.00	
205 Tl	209	3	277.250	0.555	ppb	1.35	200.00	
208 Pb	209	3	2,385.500	4.771	ppb	0.75	500.00	
232 Th	209	3	52,200.000	104.400	ppb	1.18	200.00	
238 U	209	3	7,420.000	14.840	ppb	1.45	200.00	

ISTD Elements

Element	Tune	CPS Mean	RSD(%)	Ref Value	Rec(%)	QC Range(%)	Flag
6 Li	3	3711945	1.18	3922378	94.6	30 - 125	
45 Sc	1	2302507	2.22	2392104	96.3	30 - 125	
45 Sc	2	546816	0.73	579650	94.3	30 - 125	
45 Sc	3	7289009	0.73	7412057	98.3	30 - 125	
72 Ge	1	570403	0.53	616825	92.5	30 - 125	
72 Ge	2	250411	0.67	269627	92.9	30 - 125	
72 Ge	3	1223320	0.70	1274795	96.0	30 - 125	
74 Ge	1	804128	0.51	857438	93.8	30 - 125	
74 Ge	2	364299	0.37	397394	91.7	30 - 125	
74 Ge	3	1620178	0.27	1715276	94.5	30 - 125	
115 In	1	2537948	2.12	2777713	91.4	30 - 125	
115 In	2	1154601	1.18	1278783	90.3	30 - 125	
115 In	3	3515948	0.47	3810637	92.3	30 - 125	
159 Tb	3	4983268	0.80	5296339	94.1	30 - 125	
209 Bi	3	5955493	1.22	6681395	89.1	30 - 125	

Tune File# 1 c:\icpchem\1\7500\h2.u
Tune File# 2 c:\icpchem\1\7500\he.u
Tune File# 3 c:\icpchem\1\7500\norm.u

ISTD Ref File : C:\ICPCHEM\1\DATA\wg250091.b\003CALB.D\003CALB.D#

2 :Element Failures 0 :Max. Number of Failures Allowed
0 :ISTD Failures 0 :Max. Number of ISTD Failures Allowed

Sample QC Report

Data File: C:\ICPCHEM\1\DATA\wg250091.b\037SMPL.D\037SMPL.D#
Date Acquired: Aug 16 2008 12:56 am
Acq. Method: 6020ACZ3.M
Operator:
Sample Name: L70791-15
Misc Info:
Vial Number: 4209
Current Method: C:\ICPCHEM\1\METHODS\6020ACZ3.M
Calibration File: C:\ICPCHEM\1\CALIB\6020ACZ3.C
Last Cal. Update: Aug 15 2008 09:46 pm
Sample Type: Sample
Dilution Factor: 500.00
Autodil Factor: Undiluted
Final Dil Factor: 500.00

Data Results:
Analytes: Fail
ISTD: Pass

QC Elements

Element	IS Ref	Tune	Corr Conc	Raw Conc	Units	RSD(%)	High Limit	Flag
9 Be	6	3	427.800	0.856	ppb	2.52	200.00	
11 B	6	3	2,260.500	4.521	ppb	3.99	20.00	
27 Al	72	3	###########	28290.000	ppb	1.02	1000.00	OCAL
51 V	45	2	55,250.000	110.500	ppb	0.39	200.00	
52 Cr	45	2	7,280.000	14.560	ppb	0.18	200.00	
55 Mn	72	3	399,600.000	799.200	ppb	0.62	200.00	OCAL
59 Co	72	3	10,140.000	20.280	ppb	0.98	200.00	
60 Ni	45	2	9,500.000	19.000	ppb	0.72	500.00	
63 Cu	45	2	340,000.000	680.000	ppb	1.00	500.00	OCAL
66 Zn	72	3	57,650.000	115.300	ppb	0.64	1000.00	
75 As	45	2	2,122.500	4.245	ppb	1.18	500.00	
78 Se	45	1	329.650	0.659	ppb	5.58	500.00	
98 Mo	115	3	107,750.000	215.500	ppb	0.34	200.00	OCAL
107 Ag	115	3	277.650	0.555	ppb	1.13	50.00	
111 Cd	115	3	153.000	0.306	ppb	5.84	200.00	
118 Sn	115	3	3,778.500	7.557	ppb	2.31	200.00	
121 Sb	115	3	218.150	0.436	ppb	2.29	25.00	
137 Ba	115	3	174,950.000	349.900	ppb	1.02	500.00	
205 Tl	209	3	301.950	0.604	ppb	0.50	200.00	
208 Pb	209	3	7,165.000	14.330	ppb	1.14	500.00	
232 Th	209	3	31,910.000	63.820	ppb	1.07	200.00	
238 U	209	3	4,657.000	9.314	ppb	0.56	200.00	

ISTD Elements

Element	Tune	CPS Mean	RSD(%)	Ref Value	Rec(%)	QC Range(%)	Flag
6 Li	3	3739042	1.26	3922378	95.3	30 - 125	
45 Sc	1	2343231	0.85	2392104	98.0	30 - 125	
45 Sc	2	553624	0.38	579650	95.5	30 - 125	
45 Sc	3	7373345	0.74	7412057	99.5	30 - 125	
72 Ge	1	563911	1.16	616825	91.4	30 - 125	
72 Ge	2	248662	0.58	269627	92.2	30 - 125	
72 Ge	3	1218189	1.27	1274795	95.6	30 - 125	
74 Ge	1	793050	1.24	857438	92.5	30 - 125	
74 Ge	2	359569	0.79	397394	90.5	30 - 125	
74 Ge	3	1607741	1.09	1715276	93.7	30 - 125	
115 In	1	2529298	0.67	2777713	91.1	30 - 125	
115 In	2	1140236	0.86	1278783	89.2	30 - 125	
115 In	3	3493262	1.24	3810637	91.7	30 - 125	
159 Tb	3	4935769	0.21	5296339	93.2	30 - 125	
209 Bi	3	5880203	1.13	6681395	88.0	30 - 125	

Tune File# 1 c:\icpchem\1\7500\h2.u
Tune File# 2 c:\icpchem\1\7500\he.u
Tune File# 3 c:\icpchem\1\7500\norm.u

ISTD Ref File : C:\ICPCHEM\1\DATA\wg250091.b\003CALB.D\003CALB.D#

4 :Element Failures 0 :Max. Number of Failures Allowed
0 :ISTD Failures 0 :Max. Number of ISTD Failures Allowed

Sample QC Report

Data File: C:\ICPCHEM\1\DATA\wg250091.b\038SMPL.D\038SMPL.D#
Date Acquired: Aug 16 2008 01:03 am
Acq. Method: 6020ACZ3.M
Operator:
Sample Name: L70791-16
Misc Info:
Vial Number: 4210
Current Method: C:\ICPCHEM\1\METHODS\6020ACZ3.M
Calibration File: C:\ICPCHEM\1\CALIB\6020ACZ3.C
Last Cal. Update: Aug 15 2008 09:46 pm
Sample Type: Sample
Dilution Factor: 500.00
Autodil Factor: Undiluted
Final Dil Factor: 500.00

Data Results:

Analytes:	**Fail**
ISTD:	**Pass**

QC Elements

Element	IS Ref	Tune	Corr Conc	Raw Conc	Units	RSD(%)	High Limit	Flag
9 Be	6	3	212.450	0.425	ppb	4.01	200.00	
11 B	6	3	240.850	0.482	ppb	9.00	20.00	
27 Al	72	3	###########	17130.000	ppb	1.37	1000.00	OCAL
51 V	45	2	42,030.000	84.060	ppb	1.57	200.00	
52 Cr	45	2	5,155.000	10.310	ppb	1.62	200.00	
55 Mn	72	3	328,750.000	657.500	ppb	1.11	200.00	OCAL
59 Co	72	3	7,990.000	15.980	ppb	0.50	200.00	
60 Ni	45	2	8,085.000	16.170	ppb	1.34	500.00	
63 Cu	45	2	28,035.000	56.070	ppb	1.05	500.00	
66 Zn	72	3	39,700.000	79.400	ppb	0.58	1000.00	
75 As	45	2	826.000	1.652	ppb	3.29	500.00	
78 Se	45	1	43.355	0.087	ppb	7.95	500.00	
98 Mo	115	3	2,815.000	5.630	ppb	2.21	200.00	
107 Ag	115	3	32.165	0.064	ppb	6.26	50.00	
111 Cd	115	3	64.100	0.128	ppb	14.02	200.00	
118 Sn	115	3	3,733.500	7.467	ppb	1.55	200.00	
121 Sb	115	3	115.800	0.232	ppb	2.60	25.00	
137 Ba	115	3	175,850.000	351.700	ppb	1.13	500.00	
205 Tl	209	3	320.650	0.641	ppb	2.98	200.00	
208 Pb	209	3	1,726.000	3.452	ppb	1.79	500.00	
232 Th	209	3	17,400.000	34.800	ppb	0.69	200.00	
238 U	209	3	3,370.500	6.741	ppb	0.67	200.00	

ISTD Elements

Element	Tune	CPS Mean	RSD(%)	Ref Value	Rec(%)	QC Range(%)	Flag
6 Li	3	3706884	1.07	3922378	94.5	30 - 125	
45 Sc	1	2322077	1.61	2392104	97.1	30 - 125	
45 Sc	2	552443	1.99	579650	95.3	30 - 125	
45 Sc	3	7379699	1.79	7412057	99.6	30 - 125	
72 Ge	1	575153	2.16	616825	93.2	30 - 125	
72 Ge	2	248420	2.05	269627	92.1	30 - 125	
72 Ge	3	1225027	0.36	1274795	96.1	30 - 125	
74 Ge	1	811112	2.11	857438	94.6	30 - 125	
74 Ge	2	362010	2.08	397394	91.1	30 - 125	
74 Ge	3	1619522	0.90	1715276	94.4	30 - 125	
115 In	1	2546564	1.04	2777713	91.7	30 - 125	
115 In	2	1165460	1.92	1278783	91.1	30 - 125	
115 In	3	3531942	1.14	3810637	92.7	30 - 125	
159 Tb	3	4930084	1.30	5296339	93.1	30 - 125	
209 Bi	3	5976612	1.24	6681395	89.5	30 - 125	

Tune File# 1 c:\icpchem\1\7500\h2.u
Tune File# 2 c:\icpchem\1\7500\he.u
Tune File# 3 c:\icpchem\1\7500\norm.u

ISTD Ref File : C:\ICPCHEM\1\DATA\wg250091.b\003CALB.D\003CALB.D#

2 :Element Failures 0 :Max. Number of Failures Allowed
0 :ISTD Failures 0 :Max. Number of ISTD Failures Allowed

Sample QC Report

Data File: C:\ICPCHEM\1\DATA\wg250091.b\039SMPL.D\039SMPL.D#
Date Acquired: Aug 16 2008 01:09 am
Acq. Method: 6020ACZ3.M
Operator:
Sample Name: L70791-17
Misc Info:
Vial Number: 4211
Current Method: C:\ICPCHEM\1\METHODS\6020ACZ3.M
Calibration File: C:\ICPCHEM\1\CALIB\6020ACZ3.C
Last Cal. Update: Aug 15 2008 09:46 pm
Sample Type: Sample
Dilution Factor: 500.00
Autodil Factor: Undiluted
Final Dil Factor: 500.00

Data Results:

Analytes:	**Fail**
ISTD:	**Pass**

QC Elements

Element	IS Ref	Tune	Corr Conc	Raw Conc	Units	RSD(%)	High Limit	Flag
9 Be	6	3	359.150	0.718	ppb	4.37	200.00	
11 B	6	3	892.000	1.784	ppb	5.83	20.00	
27 Al	72	3	###########	19980.000	ppb	0.77	1000.00	OCAL
51 V	45	2	42,380.000	84.760	ppb	0.88	200.00	
52 Cr	45	2	6,000.000	12.000	ppb	0.42	200.00	
55 Mn	72	3	262,550.000	525.100	ppb	0.80	200.00	OCAL
59 Co	72	3	8,640.000	17.280	ppb	0.69	200.00	
60 Ni	45	2	7,535.000	15.070	ppb	0.44	500.00	
63 Cu	45	2	###########	3037.000	ppb	0.31	500.00	OCAL
66 Zn	72	3	63,500.000	127.000	ppb	0.87	1000.00	
75 As	45	2	3,110.000	6.220	ppb	0.24	500.00	
78 Se	45	1	579.000	1.158	ppb	6.80	500.00	
98 Mo	115	3	126,350.000	252.700	ppb	1.14	200.00	OCAL
107 Ag	115	3	266.350	0.533	ppb	4.85	50.00	
111 Cd	115	3	226.500	0.453	ppb	11.60	200.00	
118 Sn	115	3	3,715.500	7.431	ppb	1.40	200.00	
121 Sb	115	3	322.100	0.644	ppb	0.75	25.00	
137 Ba	115	3	118,150.000	236.300	ppb	0.91	500.00	
205 Tl	209	3	299.900	0.600	ppb	3.39	200.00	
208 Pb	209	3	8,245.000	16.490	ppb	1.22	500.00	
232 Th	209	3	17,845.000	35.690	ppb	1.61	200.00	
238 U	209	3	4,253.500	8.507	ppb	1.24	200.00	

ISTD Elements

Element	Tune	CPS Mean	RSD(%)	Ref Value	Rec(%)	QC Range(%)	Flag
6 Li	3	3706209	1.16	3922378	94.5	30 - 125	
45 Sc	1	2359723	3.91	2392104	98.6	30 - 125	
45 Sc	2	558907	0.66	579650	96.4	30 - 125	
45 Sc	3	7419751	2.14	7412057	100.1	30 - 125	
72 Ge	1	575124	4.05	616825	93.2	30 - 125	
72 Ge	2	252623	0.85	269627	93.7	30 - 125	
72 Ge	3	1234253	0.84	1274795	96.8	30 - 125	
74 Ge	1	807985	5.10	857438	94.2	30 - 125	
74 Ge	2	368973	0.60	397394	92.8	30 - 125	
74 Ge	3	1633385	0.79	1715276	95.2	30 - 125	
115 In	1	2562202	4.10	2777713	92.2	30 - 125	
115 In	2	1191518	0.95	1278783	93.2	30 - 125	
115 In	3	3572902	1.32	3810637	93.8	30 - 125	
159 Tb	3	4991136	2.01	5296339	94.2	30 - 125	
209 Bi	3	6152349	1.43	6681395	92.1	30 - 125	

Tune File# 1 c:\icpchem\1\7500\h2.u
Tune File# 2 c:\icpchem\1\7500\he.u
Tune File# 3 c:\icpchem\1\7500\norm.u

ISTD Ref File : C:\ICPCHEM\1\DATA\wg250091.b\003CALB.D\003CALB.D#

4 :Element Failures 0 :Max. Number of Failures Allowed
0 :ISTD Failures 0 :Max. Number of ISTD Failures Allowed

Sample QC Report

Data File: C:\ICPCHEM\1\DATA\wg250091.b\040SMPL.D\040SMPL.D#
Date Acquired: Aug 16 2008 01:16 am
Acq. Method: 6020ACZ3.M
Operator:
Sample Name: L70791-18
Misc Info:
Vial Number: 4212
Current Method: C:\ICPCHEM\1\METHODS\6020ACZ3.M
Calibration File: C:\ICPCHEM\1\CALIB\6020ACZ3.C
Last Cal. Update: Aug 15 2008 09:46 pm
Sample Type: Sample
Dilution Factor: 500.00
Autodil Factor: Undiluted
Final Dil Factor: 500.00

Data Results:

Analytes:	**Fail**
ISTD:	**Pass**

QC Elements

Element	IS Ref	Tune	Corr Conc	Raw Conc	Units	RSD(%)	High Limit	Flag
9 Be	6	3	233.950	0.468	ppb	1.91	200.00	
11 B	6	3	266.300	0.533	ppb	5.86	20.00	
27 Al	72	3	###########	17080.000	ppb	2.12	1000.00	OCAL
51 V	45	2	36,325.000	72.650	ppb	3.04	200.00	
52 Cr	45	2	5,010.000	10.020	ppb	2.52	200.00	
55 Mn	72	3	267,900.000	535.800	ppb	1.98	200.00	OCAL
59 Co	72	3	7,355.000	14.710	ppb	1.79	200.00	
60 Ni	45	2	7,125.000	14.250	ppb	2.47	500.00	
63 Cu	45	2	623,500.000	1247.000	ppb	2.86	500.00	OCAL
66 Zn	72	3	45,270.000	90.540	ppb	1.87	1000.00	
75 As	45	2	2,120.500	4.241	ppb	2.22	500.00	
78 Se	45	1	161.300	0.323	ppb	2.42	500.00	
98 Mo	115	3	23,615.000	47.230	ppb	1.19	200.00	
107 Ag	115	3	69.600	0.139	ppb	5.79	50.00	
111 Cd	115	3	169.850	0.340	ppb	8.78	200.00	
118 Sn	115	3	3,630.500	7.261	ppb	1.53	200.00	
121 Sb	115	3	173.100	0.346	ppb	1.56	25.00	
137 Ba	115	3	131,600.000	263.200	ppb	0.75	500.00	
205 Tl	209	3	258.850	0.518	ppb	2.99	200.00	
208 Pb	209	3	2,073.000	4.146	ppb	2.08	500.00	
232 Th	209	3	8,680.000	17.360	ppb	2.12	200.00	
238 U	209	3	2,177.000	4.354	ppb	2.40	200.00	

ISTD Elements

Element	Tune	CPS Mean	RSD(%)	Ref Value	Rec(%)	QC Range(%)	Flag
6 Li	3	3686664	1.12	3922378	94.0	30 - 125	
45 Sc	1	2322710	1.10	2392104	97.1	30 - 125	
45 Sc	2	550189	2.22	579650	94.9	30 - 125	
45 Sc	3	7393705	1.41	7412057	99.8	30 - 125	
72 Ge	1	572167	1.26	616825	92.8	30 - 125	
72 Ge	2	249347	1.70	269627	92.5	30 - 125	
72 Ge	3	1233124	1.79	1274795	96.7	30 - 125	
74 Ge	1	810066	1.32	857438	94.5	30 - 125	
74 Ge	2	363654	1.55	397394	91.5	30 - 125	
74 Ge	3	1647817	1.29	1715276	96.1	30 - 125	
115 In	1	2554908	0.48	2777713	92.0	30 - 125	
115 In	2	1172427	1.41	1278783	91.7	30 - 125	
115 In	3	3564025	1.75	3810637	93.5	30 - 125	
159 Tb	3	5037999	1.72	5296339	95.1	30 - 125	
209 Bi	3	6034008	2.17	6681395	90.3	30 - 125	

Tune File# 1 c:\icpchem\1\7500\h2.u
Tune File# 2 c:\icpchem\1\7500\he.u
Tune File# 3 c:\icpchem\1\7500\norm.u

ISTD Ref File : C:\ICPCHEM\1\DATA\wg250091.b\003CALB.D\003CALB.D#

3 :Element Failures 0 :Max. Number of Failures Allowed
0 :ISTD Failures 0 :Max. Number of ISTD Failures Allowed

Sample QC Report

Data File: C:\ICPCHEM\1\DATA\wg250091.b\041SMPL.D\041SMPL.D#
Date Acquired: Aug 16 2008 01:22 am
Acq. Method: 6020ACZ3.M
Operator:
Sample Name: L70791-19
Misc Info:
Vial Number: 4301
Current Method: C:\ICPCHEM\1\METHODS\6020ACZ3.M
Calibration File: C:\ICPCHEM\1\CALIB\6020ACZ3.C
Last Cal. Update: Aug 15 2008 09:46 pm
Sample Type: Sample
Dilution Factor: 500.00
Autodil Factor: Undiluted
Final Dil Factor: 500.00

Data Results:
Analytes: Fail
ISTD: Pass

QC Elements

Element	IS Ref	Tune	Corr Conc	Raw Conc	Units	RSD(%)	High Limit	Flag
9 Be	6	3	335.500	0.671	ppb	1.54	200.00	
11 B	6	3	1,146.500	2.293	ppb	2.62	20.00	
27 Al	72	3	###########	21830.000	ppb	0.71	1000.00	OCAL
51 V	45	2	67,050.000	134.100	ppb	1.92	200.00	
52 Cr	45	2	10,580.000	21.160	ppb	1.60	200.00	
55 Mn	72	3	326,050.000	652.100	ppb	1.38	200.00	OCAL
59 Co	72	3	8,720.000	17.440	ppb	1.47	200.00	
60 Ni	45	2	9,150.000	18.300	ppb	1.78	500.00	
63 Cu	45	2	###########	4273.000	ppb	2.10	500.00	OCAL
66 Zn	72	3	137,900.000	275.800	ppb	1.26	1000.00	
75 As	45	2	2,686.500	5.373	ppb	1.77	500.00	
78 Se	45	1	447.750	0.896	ppb	1.27	500.00	
98 Mo	115	3	98,650.000	197.300	ppb	0.84	200.00	
107 Ag	115	3	437.700	0.875	ppb	1.19	50.00	
111 Cd	115	3	702.500	1.405	ppb	2.36	200.00	
118 Sn	115	3	4,068.500	8.137	ppb	0.96	200.00	
121 Sb	115	3	302.550	0.605	ppb	1.28	25.00	
137 Ba	115	3	156,400.000	312.800	ppb	1.18	500.00	
205 Tl	209	3	275.750	0.552	ppb	3.17	200.00	
208 Pb	209	3	42,705.000	85.410	ppb	0.99	500.00	
232 Th	209	3	35,640.000	71.280	ppb	1.26	200.00	
238 U	209	3	7,565.000	15.130	ppb	0.93	200.00	

ISTD Elements

Element	Tune	CPS Mean	RSD(%)	Ref Value	Rec(%)	QC Range(%)	Flag
6 Li	3	3660874	0.46	3922378	93.3	30 - 125	
45 Sc	1	2312515	1.07	2392104	96.7	30 - 125	
45 Sc	2	554577	1.19	579650	95.7	30 - 125	
45 Sc	3	7354736	0.93	7412057	99.2	30 - 125	
72 Ge	1	565749	1.41	616825	91.7	30 - 125	
72 Ge	2	249985	0.59	269627	92.7	30 - 125	
72 Ge	3	1229424	1.18	1274795	96.4	30 - 125	
74 Ge	1	797496	1.24	857438	93.0	30 - 125	
74 Ge	2	361611	0.99	397394	91.0	30 - 125	
74 Ge	3	1622668	1.34	1715276	94.6	30 - 125	
115 In	1	2541474	0.87	2777713	91.5	30 - 125	
115 In	2	1179825	1.02	1278783	92.3	30 - 125	
115 In	3	3548249	1.07	3810637	93.1	30 - 125	
159 Tb	3	4951577	0.81	5296339	93.5	30 - 125	
209 Bi	3	5989369	1.48	6681395	89.6	30 - 125	

Tune File# 1 c:\icpchem\1\7500\h2.u
Tune File# 2 c:\icpchem\1\7500\he.u
Tune File# 3 c:\icpchem\1\7500\norm.u

ISTD Ref File : C:\ICPCHEM\1\DATA\wg250091.b\003CALB.D\003CALB.D#

3 :Element Failures 0 :Max. Number of Failures Allowed
0 :ISTD Failures 0 :Max. Number of ISTD Failures Allowed

Sample QC Report

Data File: C:\ICPCHEM\1\DATA\wg250091.b\042SMPL.D\042SMPL.D#
Date Acquired: Aug 16 2008 01:28 am
Acq. Method: 6020ACZ3.M
Operator:
Sample Name: L70791-20
Misc Info:
Vial Number: 4302
Current Method: C:\ICPCHEM\1\METHODS\6020ACZ3.M
Calibration File: C:\ICPCHEM\1\CALIB\6020ACZ3.C
Last Cal. Update: Aug 15 2008 09:46 pm
Sample Type: Sample
Dilution Factor: 1000.00
Autodil Factor: Undiluted
Final Dil Factor: 1000.00

Data Results:

Analytes:	**Fail**
ISTD:	**Pass**

QC Elements

Element	IS Ref	Tune	Corr Conc	Raw Conc	Units	RSD(%)	High Limit	Flag
9 Be	6	3	265.700	0.266	ppb	7.01	200.00	
11 B	6	3	-148.700	-0.149	ppb	15.55	20.00	
27 Al	72	3	###########	7940.000	ppb	1.17	1000.00	OCAL
51 V	45	2	47,770.000	47.770	ppb	0.13	200.00	
52 Cr	45	2	8,970.000	8.970	ppb	1.12	200.00	
55 Mn	72	3	187,900.000	187.900	ppb	0.36	200.00	
59 Co	72	3	6,838.000	6.838	ppb	0.42	200.00	
60 Ni	45	2	8,768.000	8.768	ppb	1.07	500.00	
63 Cu	45	2	###########	4493.000	ppb	0.95	500.00	OCAL
66 Zn	72	3	213,200.000	213.200	ppb	1.09	1000.00	
75 As	45	2	2,906.000	2.906	ppb	1.73	500.00	
78 Se	45	1	618.100	0.618	ppb	9.79	500.00	
98 Mo	115	3	149,300.000	149.300	ppb	0.65	200.00	
107 Ag	115	3	297.600	0.298	ppb	1.74	50.00	
111 Cd	115	3	671.600	0.672	ppb	8.53	200.00	
118 Sn	115	3	5,374.000	5.374	ppb	0.89	200.00	
121 Sb	115	3	326.800	0.327	ppb	4.94	25.00	
137 Ba	115	3	87,370.000	87.370	ppb	0.60	500.00	
205 Tl	209	3	248.700	0.249	ppb	4.39	200.00	
208 Pb	209	3	252,500.000	252.500	ppb	0.68	500.00	
232 Th	209	3	24,630.000	24.630	ppb	0.52	200.00	
238 U	209	3	7,818.000	7.818	ppb	0.65	200.00	

ISTD Elements

Element	Tune	CPS Mean	RSD(%)	Ref Value	Rec(%)	QC Range(%)	Flag
6 Li	3	3768606	1.67	3922378	96.1	30 - 125	
45 Sc	1	2343179	8.45	2392104	98.0	30 - 125	
45 Sc	2	573835	0.12	579650	99.0	30 - 125	
45 Sc	3	7408907	0.87	7412057	100.0	30 - 125	
72 Ge	1	612032	6.44	616825	99.2	30 - 125	
72 Ge	2	266689	0.61	269627	98.9	30 - 125	
72 Ge	3	1266603	0.46	1274795	99.4	30 - 125	
74 Ge	1	846251	4.84	857438	98.7	30 - 125	
74 Ge	2	390008	0.44	397394	98.1	30 - 125	
74 Ge	3	1721650	1.36	1715276	100.4	30 - 125	
115 In	1	2675060	7.83	2777713	96.3	30 - 125	
115 In	2	1262979	1.62	1278783	98.8	30 - 125	
115 In	3	3744941	0.82	3810637	98.3	30 - 125	
159 Tb	3	5095487	0.88	5296339	96.2	30 - 125	
209 Bi	3	6335535	1.17	6681395	94.8	30 - 125	

Tune File# 1 c:\icpchem\1\7500\h2.u
Tune File# 2 c:\icpchem\1\7500\he.u
Tune File# 3 c:\icpchem\1\7500\norm.u

ISTD Ref File : C:\ICPCHEM\1\DATA\wg250091.b\003CALB.D\003CALB.D#

2 :Element Failures 0 :Max. Number of Failures Allowed
0 :ISTD Failures 0 :Max. Number of ISTD Failures Allowed

Continuing Calibration Verification (CCV) QC Report

Data File: C:\ICPCHEM\1\DATA\wg250091.b\043_CCV.D\043_CCV.D#
Date Acquired: Aug 16 2008 01:35 am
Operator:
Sample Name: CCV
Misc Info:
Vial Number: 1107
Current Method: C:\ICPCHEM\1\METHODS\6020ACZ3.M
Calibration File: C:\ICPCHEM\1\CALIB\6020ACZ3.C
Last Cal Update: Aug 15 2008 09:46 pm
Sample Type: CCV
Total Dil Factor: 1.00

Data Results:
Analytes: Fail
ISTD: Pass

QC Elements

Element	IS Ref	Tune	Conc. ppb	RSD(%)	Expected	Rec(%)	QC Range(%)	Flag
9 Be	6	3	50.620	0.51	50.00	101.2	89 - 110	
11 B	6	3	19.260	1.55	20.00	96.3	89 - 110	
27 Al	72	3	110.000	0.72	100.00	110.0	89 - 110	
51 V	45	2	50.410	0.14	50.00	100.8	89 - 110	
52 Cr	45	2	51.920	0.39	50.00	103.8	89 - 110	
55 Mn	72	3	51.180	1.17	50.00	102.4	89 - 110	
59 Co	72	3	49.770	0.70	50.00	99.5	89 - 110	
60 Ni	45	2	52.370	0.42	50.00	104.7	89 - 110	
63 Cu	45	2	58.270	0.88	50.00	116.5	89 - 110	Fail
66 Zn	72	3	58.640	0.77	50.00	117.3	89 - 110	Fail
75 As	45	2	60.300	0.04	50.00	120.6	89 - 110	Fail
78 Se	45	1	62.900	4.36	50.00	125.8	89 - 110	Fail
98 Mo	115	3	19.950	0.85	20.00	99.8	89 - 110	
107 Ag	115	3	20.020	0.54	20.00	100.1	89 - 110	
111 Cd	115	3	52.650	0.81	50.00	105.3	89 - 110	
118 Sn	115	3	49.260	0.47	50.00	98.5	89 - 110	
121 Sb	115	3	20.020	0.48	20.00	100.1	89 - 110	
137 Ba	115	3	50.320	0.59	50.00	100.6	89 - 110	
205 Tl	209	3	52.530	1.18	50.00	105.1	89 - 110	
208 Pb	209	3	49.420	0.94	50.00	98.8	89 - 110	
232 Th	209	3	50.210	0.75	50.00	100.4	89 - 110	
238 U	209	3	49.210	1.26	50.00	98.4	89 - 110	

ISTD Elements

Element	Tune	CPS Mean	RSD(%)	Ref Value	Rec(%)	QC Range(%)	Flag
6 Li	3	3892682	0.74	3922378	99.2	30 - 125	
45 Sc	1	2504223	4.17	2392104	104.7	30 - 125	
45 Sc	2	593560	0.19	579650	102.4	30 - 125	
45 Sc	3	7572224	1.10	7412057	102.2	30 - 125	
72 Ge	1	662897	2.54	616825	107.5	30 - 125	
72 Ge	2	282778	0.24	269627	104.9	30 - 125	
72 Ge	3	1321152	0.22	1274795	103.6	30 - 125	
74 Ge	1	913360	4.08	857438	106.5	30 - 125	
74 Ge	2	415037	0.15	397394	104.4	30 - 125	
74 Ge	3	1807625	0.98	1715276	105.4	30 - 125	
115 In	1	2794389	3.30	2777713	100.6	30 - 125	
115 In	2	1304916	0.86	1278783	102.0	30 - 125	
115 In	3	3838243	0.29	3810637	100.7	30 - 125	
159 Tb	3	5159403	0.49	5296339	97.4	30 - 125	
209 Bi	3	6621111	0.63	6681395	99.1	30 - 125	

Tune File# 1 c:\icpchem\1\7500\h2.u
Tune File# 2 c:\icpchem\1\7500\he.u
Tune File# 3 c:\icpchem\1\7500\norm.u

ISTD Ref File : C:\ICPCHEM\1\DATA\wg250091.b\003CALB.D\003CALB.D#

4 :Element Failures 0 :Max. Number of Failures Allowed
0 :ISTD Failures 0 :Max. Number of ISTD Failures Allowed

Continuing Calibration Blank (CCB) QC Report

Data File: C:\ICPCHEM\1\DATA\wg250091.b\044_CCB.D\044_CCB.D#
Date Acquired: Aug 16 2008 01:41 am
Operator:
Sample Name: CCB
Misc Info:
Vial Number: 1102
Current Method: C:\ICPCHEM\1\METHODS\6020ACZ3.M
Calibration File: C:\ICPCHEM\1\CALIB\6020ACZ3.C
Last Cal Update: Aug 15 2008 09:46 pm
Sample Type: CCB
Total Dil Factor: 1.00

Data Results:
Analytes: Pass
ISTD: Pass

QC Elements

Element	IS Ref	Tune	Conc.	RSD(%)	High Limit	Flag
9 Be	6	3	0.020 ppb	38.78	0.300	
11 B	6	3	-0.351 ppb	12.52	1.500	
27 Al	72	3	1.021 ppb	6.16	3.000	
51 V	45	2	-0.297 ppb	25.38	0.600	
52 Cr	45	2	0.028 ppb	249.12	0.300	
55 Mn	72	3	0.008 ppb	163.27	1.500	
59 Co	72	3	0.012 ppb	41.98	0.150	
60 Ni	45	2	0.029 ppb	204.70	1.800	
63 Cu	45	2	0.143 ppb	76.10	1.500	
66 Zn	72	3	-0.036 ppb	16.31	6.000	
75 As	45	2	-0.002 ppb	3519.60	1.500	
78 Se	45	1	0.060 ppb	132.36	3.000	
98 Mo	115	3	0.210 ppb	2.72	1.500	
107 Ag	115	3	-0.001 ppb	176.35	0.150	
111 Cd	115	3	0.014 ppb	73.77	0.300	
118 Sn	115	3	0.014 ppb	47.14	0.300	
121 Sb	115	3	0.361 ppb	9.44	1.200	
137 Ba	115	3	0.025 ppb	32.99	0.300	
205 Tl	209	3	0.034 ppb	21.62	0.300	
206 (Pb)	209	3	0.027 ppb	29.19	0.300	
232 Th	209	3	0.048 ppb	18.10	3.000	
238 U	209	3	0.014 ppb	61.17	0.300	

ISTD Elements

Element	Tune	CPS Mean	RSD(%)	Ref Value	Rec(%)	QC Range(%)	Flag
6 Li	3	3773562	0.80	3922378	96.2	30 - 125	
45 Sc	1	2431222	1.43	2392104	101.6	30 - 125	
45 Sc	2	565349	2.55	579650	97.5	30 - 125	
45 Sc	3	7365773	1.29	7412057	99.4	30 - 125	
72 Ge	1	626445	1.37	616825	101.6	30 - 125	
72 Ge	2	266022	1.75	269627	98.7	30 - 125	
72 Ge	3	1267850	0.71	1274795	99.5	30 - 125	
74 Ge	1	858637	1.62	857438	100.1	30 - 125	
74 Ge	2	391230	1.57	397394	98.4	30 - 125	
74 Ge	3	1726727	0.55	1715276	100.7	30 - 125	
115 In	1	2736954	1.19	2777713	98.5	30 - 125	
115 In	2	1233279	2.10	1278783	96.4	30 - 125	
115 In	3	3741685	0.86	3810637	98.2	30 - 125	
159 Tb	3	5108117	1.23	5296339	96.4	30 - 125	
209 Bi	3	6332896	1.28	6681395	94.8	30 - 125	

Tune File# 1 c:\icpchem\1\7500\h2.u
Tune File# 2 c:\icpchem\1\7500\he.u
Tune File# 3 c:\icpchem\1\7500\norm.u

ISTD Ref File : C:\ICPCHEM\1\DATA\wg250091.b\003CALB.D\003CALB.D#

0 :Element Failures
0 :ISTD Failures
0 :Max. Number of Failures Allowed
0 :Max. Number of ISTD Failures Allowed

ICPMS Total 3050

QC List Type: QC-ICPMS-846
QCListMatClass: SOLID
Bench Sheet List:
QC Ref: MA-ICPMS-T-846
Group ID: MA-G-MS-3050
Method Ref: M6020
SOP Ref: SOPII022

WG250196

ACZ Laboratories, Inc

Instrument ID: ICPMS5
Analyst: MSH
ACZ Dept: 33
Create Date: 8/18/2008 5:41:00 PM
Start Date/Time: 8-18-08
End Date/Time:

SE Q	ACZ ID	Client ID	SubSX	Pri	EC	TDS	AS MS 3050	SE MS 3050	Dilution
1	WG250196ICV	MS080813-2					✓	✓	1
2	WG250196ICB	NONE					✓	✓	1
3	WG250196ICSA	MS080708-2					✓	✓	1
4	WG250196ICSAB	MS080708-1					✓	✓	1
5	WG250196WASH	NONE					✓	✓	1
6	WG249661PBS	NONE					✓	✓	500
7	WG249661LCSS	PCN30289					✓	✓	5000
8	WG249661LCSSD	PCN30289					✓	✓	5000
9	L70791-01	CP-Q09-0-1					✓		
10	L70791-01MS	MS080707-3					✓	✓	500
11	L70791-01MSD	MS080707-3					✓	✓	500
12	L70791-05	CP-P12-0-1						✓	500
13	WG250196CCV1	MS080813-2					✓	✓	1
14	WG250196CCB1	NONE					✓	✓	1
15	L70791-06	CP-P12-1-3						✓	505
16	L70791-07	CP-SD-08-0-1.5						✓	505
17	L70791-08	CP-SD-08-1.5-3.0						✓	500
18	L70791-09	CP-SD-10-0-1.5						✓	500
19	L70791-11	CP-SD-09-0-1.5						✓	500
20	L70791-11SDL	NONE					✓	✓	500
21	L70791-13	OD-SD-01-0-1.5					✓	✓	500
22	L70791-14	OD-SD-01-1.5-3.0					✓	✓	500

Report Comments:

Internal Comments

AREV: MSH 8-21-08
Initials, Date

SREV: SLP 8-21-08
Initials, Date

81508

8-21-08

ICPMS Total 3050

QC List Type: QC-ICPMS-846
QCListMatClass: SOLID
Bench Sheet List:
QC Ref: MA-ICPMS-T-846
Group ID: MA-G-MS-3050
Method Ref: M6020
SOP Ref: SOPII022

WG250196

ACZ Laboratories, Inc

Instrument ID: ICPMS5
Analyst:
ACZ Dept: 33
Create Date: 8/18/2008 5:41:00 PM
Start Date/Time:
End Date/Time:

SEQ	ACZ ID	Client ID	SubSX	Pri	EC	TDS	ASMS3050	SEMS3050	Dilution
23	L70791-15	OD-SD-02-0-1.5					✓	✓	500
24	L70791-16	OD-SD-02-1.5-3.0					✓	✓	500
25	WG250196CCV2	MS080813-2					✓	✓	1
26	WG250196CCB2	NONE					✓	✓	1
27	L70791-17	OD-SD-04-0-1.5					✓	✓	500
28	L70791-18	OD-SD-04-1.5-3.0					✓	✓	500
29	L70791-19	OD-SD-03-0-1.5					✓	✓	500
30	L70791-20	OD-SD-03-1.5-3.0					✓	✓	1000
31	WG250196CCV3	MS080813-2					✓	✓	1
32	WG250196CCB3	NONE					✓	✓	1

Sample	Login Comments
L70791-05	16OZ SJ(INORG WALKIN)
L70791-06	16OZ SJ(INORG WALKIN)
L70791-07	16OZ SJ(INORG WALKIN)
L70791-08	16OZ SJ(INORG WALKIN)
L70791-09	16OZ SJ(INORG WALKIN)
L70791-11	16OZ SJ(INORG WALKIN)
L70791-13	16OZ SJ(INORG WALKIN)
L70791-14	16OZ SJ(INORG WALKIN)
L70791-15	16OZ SJ(INORG WALKIN)
L70791-16	16OZ SJ(INORG WALKIN)
L70791-17	16OZ SJ(INORG WALKIN)
L70791-18	16OZ SJ(INORG WALKIN)
L70791-19	16OZ SJ(INORG WALKIN)
L70791-20	16OZ SJ(INORG WALKIN)

Report Comments:

Internal Comments

AREV:
Initials, Date

SREV:
Initials, Date

81508

ACZ Laboratories, Inc.
ICPMS DATA REVIEW CHECKLIST

AREV: MSH
Date: 8-21-08

SREV: EP
Date: 8-21-08

Workgroup: WG 253196
Sample Type: 3050
Analysis Date: 8-20-08
Analyst: MSH

	Yes	No	N/A
1) Is the instrument ID on the bench sheet correct?	✓		
2) Has a passing method tune been performed within 24 hours?	✓		
3) Was the low calibration point dropped? If yes, notify PM of change to PQLs.		✓	
4) Is the linear regression ≥0.995 for the analytes of interest?	✓		
5) Was the PQV standard analyzed & evaluated for DW samples ? (Fail in LIMS if no DW sxs in WG.)	✓		
6) Do the dilution factors on the benchsheet match the sequence in the raw data?	✓		
7) Is any sample analyzed on dilution appropriately "D" qualified (not required for o-cal, EC, TDS)?	✓		
8) Is the correct sub-sample type entered on the bench sheet (if different than SOP)?	✓		
9) Are the % Recoveries of the internal standards within the method limits?	✓		
10) Are all of the QC critera listed in LIMS within specified limits?		✓	
11) Are all samples requiring re-analysis / re-digestion at REDO / REDX status?	✓		
12) Are all errors properly crossed out (i.e. single-line, dated & initialed)?	✓		
13) Is a current standard/reagent form attached to the workgroup?	✓		
14) **FOR SREV**: QA/QC approval for initial training or 2 sets of initials for WG & LIMS?	✓		

For any of the items listed above that are checked "No" state the corrective action/explanation below.

QC/Sample ID	Analytical Problem	Corrective action
CCB1	Se: 1.0004	Redo Se
79/-1(5)DL	AB	2B

FRMII012.02.08.10

ACZ LABORATORIES, INC.
Standards/Reagents Information
ICPMS, Methods 6020 and 200.8

Calibration Standards

6020/200.8 Stock #1: MS080714-6 SCN
6020/200.8 Stock #2: MS080714-7 SCN
6020/200.8 Ag/Sb Stock: MS080814-1 SCN

INT. STD.: MS080804-2 SCN

PQV: MS080730-2 SCN
EXP. 8/31/08

Nitric Acid: 30204 PCN

Hydrochloric Acid: 30082 PCN

ACZ LABORATORIES, INC.
Standards/Reagents Information
ICPMS, Methods 6020 and 200.8

Calibration Standards

6020/200.8 Stock #1: MS080714-6 SCN
6020/200.8 Stock #2: MS080714-7 SCN
6020/200.8 Ag/Sb Stock: MS080814-1 SCN

INT. STD.: MS080804-2 SCN

PQV: MS080730-2 SCN
EXP. 8/31/08

Nitric Acid: 30204 PCN

Hydrochloric Acid: 30082 PCN

ACZ Laboratories, Inc.
ICPMS DATA REVIEW CHECKLIST

AREV: MSH
Date: 8-18-08

SREV:
Date:

Workgroup: WG 250091
Sample Type: T3.50
Analysis Date: 8-15-08
Analyst: MSH

	Yes	No	N/A
1) Is the instrument ID on the bench sheet correct?	✓		
2) Has a passing method tune been performed within 24 hours?	✓		
3) Was the low calibration point dropped? If yes, notify PM of change to PQLs.		✓	
4) Is the linear regression ≥0.995 for the analytes of interest?	✓		
5) Was the PQV standard analyzed & evaluated for DW samples ? (Fail in LIMS if no DW sxs in WG.)	✓		
6) Do the dilution factors on the benchsheet match the sequence in the raw data?	✓		
7) Is any sample analyzed on dilution appropriately "D" qualified (not required for o-cal, EC, TDS)?	✓		
8) Is the correct sub-sample type entered on the bench sheet (if different than SOP)?	✓		
9) Are the % Recoveries of the internal standards within the method limits?	✓		
10) Are all of the QC critera listed in LIMS within specified limits?		✓	
11) Are all samples requiring re-analysis / re-digestion at REDO / REDX status?	✓		
12) Are all errors properly crossed out (i.e. single-line, dated & initialed)?	✓		
13) Is a current standard/reagent form attached to the workgroup?	✓		
14) **FOR SREV**: QA/QC approval for initial training or 2 sets of initials for WG & LIMS?	✓		

For any of the items listed above that are checked "No" state the corrective action/explanation below.

QC/Sample ID	Analytical Problem	Corrective action
ICV	As, Se	Redo
791-01/MS	Sb-40 41	A2

FRMII012.02.08.10

ICPMS Total 3050

QC List Type: QC-ICPMS-846
QCListMatClass: SOLID
Bench Sheet List:
QC Ref: MA-ICPMS-T-846
Group ID: MA-G-MS-3050
Method Ref: M6020
SOP Ref: SOPII022

WG250091

ACZ Laboratories, Inc

Instrument ID: ICPMS5
Analyst: MSH
ACZ Dept: 33
Create Date: 8/15/2008 3:58:33 PM
Start Date/Time: 8-15-08
End Date/Time: 8-18-08

SEQ	ACZ ID	Client ID	SubSX	Pri	EC	TDS	AS MS 3050	PB MS 3050	SB MS 3050	SE MS 3050	TL MS 3050	U MS 3050	Dilution
1	WG250091ICV	MS080813-2					☑	☑	☑	☑	☑	☑	1
2	WG250091ICB	NONE					☑	☑	☑	☑	☑	☑	1
3	WG250091ICSA	MS080708-2					☑	☑	☑	☑	☑	☑	1
4	WG250091ICSAB	MS080708-1					☑	☑	☑	☑	☑	☑	1
5	WG250091WASH	NONE					☑	☑	☑	☑	☑	☑	1
6	WG249661PBS	NONE					☑	☑	☑	☑	☑	☑	500
7	WG249661LCSS	PCN30289					☑	☑	☑	☑	☑	☐	5000
8	WG249661LCSSD	PCN30289					☑	☑	☑	☑	☑	☐	5000
9	L70791-01	CP-Q09-0-1					☐	☐	☑	☐	☐	☐	500
10	L70791-01MS	MS080707-3					☑	☑	☑	☑	☑	☑	500
11	L70791-01MSD	MS080707-3					☑	☑	☑	☑	☑	☑	500
12	L70791-02	CP-Q09-1-3					☐	☐	☑	☐	☑	☐	500
13	WG250091CCV1	MS080807-4					☑	☑	☑	☑	☑	☑	1
14	WG250091CCB1	NONE					☑	☑	☑	☑	☑	☑	1
15	L70791-03	CP-SD-07-0-1.5					☐	☐	☑	☐	☑	☐	505
16	L70791-04	CP-SD-07-1.5-3.0					☐	☐	☑	☐	☑	☑	500
17	L70791-05	CP-P12-0-1					☐	☐	☑	☑	☑	☑	500
18	L70791-06	CP-P12-1-3					☐	☐	☑	☑	☑	☑	505
19	L70791-07	CP-SD-08-0-1.5					☐	☐	☑	☑	☑	☑	505
20	L70791-08	CP-SD-08-1.5-3.0					☐	☐	☑	☑	☑	☑	500
21	L70791-09	CP-SD-10-0-1.5					☐	☐	☑	☑	☑	☑	500
22	L70791-10	CP-SD-10-1.5-3.0					☐	☐	☑	☐	☑	☑	500

Report Comments:

Internal Comments

AREV: MSH 8/18/08
Initials, Date

SREV:
Initials, Date

81508

ICPMS Total 3050

WG250091

ACZ Laboratories, Inc

QC List Type: QC-ICPMS-846
QCListMatClass: SOLID
Bench Sheet List:
QC Ref: MA-ICPMS-T-846
Group ID: MA-G-MS-3050
Method Ref: M6020
SOP Ref: SOPII022

Instrument ID: ICPMS5
Analyst:
ACZ Dept: 33
Create Date: 8/15/2008 3:58:33 PM
Start Date/Time:
End Date/Time:

SE Q	ACZ ID	Client ID	SubSX	Pri	EC	TDS	AS MS 3050	PB MS 3050	SB MS 3050	SE MS 3050	TL MS 3050	U MS 3050	Dilution
23	L70791-11	CP-SD-09-0-1.5					☐	☐	☑	☑	☑	☑	500
24	L70791-11SDL	NONE					☑	☑	☑	☑	☑	☑	500
25	WG250091CCV2	MS080807-4					☑	☑	☑	☑	☑	☑	1
26	WG250091CCB2	NONE					☑	☑	☑	☑	☑	☑	1
27	L70791-12	CP-SD-09-1.5-3.0					☐	☐	☑	☐	☑	☑	500
28	L70791-13	OD-SD-01-0-1.5					☑	☐	☑	☑	☑	☑	500
29	L70791-14	OD-SD-01-1.5-3.0					☑	☐	☑	☑	☑	☑	500
30	L70791-15	OD-SD-02-0-1.5					☑	☐	☑	☑	☑	☑	500
31	L70791-16	OD-SD-02-1.5-3.0					☑	☐	☑	☑	☑	☑	500
32	L70791-17	OD-SD-04-0-1.5					☑	☐	☑	☑	☑	☑	500
33	L70791-18	OD-SD-04-1.5-3.0					☑	☐	☑	☑	☑	☑	500
34	L70791-19	OD-SD-03-0-1.5					☑	☐	☑	☑	☑	☑	500
35	L70791-20	OD-SD-03-1.5-3.0					☑	☑	☑	☑	☑	☑	~~500~~ 1000x ↑ Pb MS4 g-.501
36	WG250091CCV3	MS080807-4					☑	☑	☑	☑	☑	☑	1
37	WG250091CCB3	NONE					☑	☑	☑	☑	☑	☑	1

Report Comments:

Internal Comments

AREV: Initials, Date

SREV: Initials, Date

81508

ACZ Laboratories, Inc.
2773 Downhill Drive Steamboat Springs, CO 80487 (800) 334-5493

Workgroup Review and Approval

WG250196

Date Reported: 21-Aug-08
Run ID: R625491
Date Analyzed: 21-Aug-08
ICAL Workgroup:
Instrument ID: ICPMS5

WG250196ICV

Tag: Measured: 8/21/2008 9:14:00 AM

Status	Parm_Stored	Type	Value	Dil	Qual	Units	Appv	MDL	RDL	Text Value	Ext Qual
SREV	ARSENIC	FOUND	0.05245	1		mg/L	++	0.0005	0.001		
SREV	ARSENIC	REC	104.9	1		%	++	0.0005	0.001		
SREV	SELENIUM	FOUND	0.05268	1		mg/L	++	0.0001	0.0005		
SREV	SELENIUM	REC	105.4	1		%	++	0.0001	0.0005		

WG250196ICB

Tag: Measured: 8/21/2008 9:19:00 AM

Status	Parm_Stored	Type	Value	Dil	Qual	Units	Appv	MDL	RDL	Text Value	Ext Qual
SREV	ARSENIC	FOUND		1	U	mg/L	++	0.0005	0.001		
SREV	SELENIUM	FOUND		1	U	mg/L	++	0.0001	0.0005		

WG250196ICSA

Tag: Measured: 8/21/2008 9:24:00 AM

Status	Parm_Stored	Type	Value	Dil	Qual	Units	Appv	MDL	RDL	Text Value	Ext Qual
SREV	ARSENIC	FOUND		1	U	mg/L	++	0.0005	0.001		
SREV	SELENIUM	FOUND		1	U	mg/L	++	0.0001	0.0005		

WG250196ICSAB

Tag: Measured: 8/21/2008 9:30:00 AM

Status	Parm_Stored	Type	Value	Dil	Qual	Units	Appv	MDL	RDL	Text Value	Ext Qual
SREV	ARSENIC	FOUND	0.02228	1		mg/L	++	0.0005	0.001		
SREV	ARSENIC	REC	111.4	1		%	++	0.0005	0.001		
SREV	SELENIUM	FOUND	0.02069	1		mg/L	++	0.0001	0.0005		
SREV	SELENIUM	REC	103.5	1		%	++	0.0001	0.0005		

WG249661PBS

Tag: 2 Measured: 8/21/2008 9:40:00 AM

Status	Parm_Stored	Type	Value	Dil	Qual	Units	Appv	MDL	RDL	Text Value	Ext Qual
SREV	ARSENIC	FOUND		500	U	mg/Kg	++	0.3	0.5		
SREV	SELENIUM	FOUND		500	U	mg/Kg	++	0.05	0.3		

WG249661LCSS

Tag: 2 Measured: 8/21/2008 9:45:00 AM

Status	Parm_Stored	Type	Value	Dil	Qual	Units	Appv	MDL	RDL	Text Value	Ext Qual
SREV	ARSENIC	FOUND	245.8	5000		mg/Kg	++	3	5		
SREV	ARSENIC	REC	109.2	5000		%	++	3	5		
SREV	SELENIUM	FOUND	149.85	5000		mg/Kg	++	0.5	3		
SREV	SELENIUM	REC	101.9	5000		%	++	0.5	3		

WG249661LCSSD

Tag: 2 Measured: 8/21/2008 9:50:00 AM

Status	Parm_Stored	Type	Value	Dil	Qual	Units	Appv	MDL	RDL	Text Value	Ext Qual
SREV	ARSENIC	FOUND	246.2	5000		mg/Kg	++	3	5		
SREV	ARSENIC	REC	109.4	5000		%	++	3	5		
SREV	ARSENIC	RPD	0.2	5000		%	++	3	5		
SREV	SELENIUM	FOUND	155.85	5000		mg/Kg	++	0.5	3		
SREV	SELENIUM	REC	106	5000		%	++	0.5	3		
SREV	SELENIUM	RPD	3.9	5000		%	++	0.5	3		

L70791-01

Tag: 2 Measured: 8/21/2008 9:55:00 AM

Status	Parm_Stored	Type	Value	Dil	Qual	Units	Appv	MDL	RDL	Text Value	Ext Qual
NEED	ARSENIC	REG	2.3	500		mg/Kg	++	0.3	0.5		
NEED	SELENIUM	REG	0.32	500		mg/Kg	++	0.05	0.3		

L70791-01MS

Tag: 2 Measured: 8/21/2008 10:00:00 AM

Status	Parm_Stored	Type	Value	Dil	Qual	Units	Appv	MDL	RDL	Text Value	Ext Qual
SREV	ARSENIC	FOUND	24.88	500		mg/Kg	++	0.3	0.5		
SREV	ARSENIC	REC	90.3	500		%	++	0.3	0.5		
SREV	SELENIUM	FOUND	10.705	500		mg/Kg	++	0.05	0.3		
SREV	SELENIUM	REC	83.1	500		%	++	0.05	0.3		

L70791-01MSD

Tag: 2 Measured: 8/21/2008 10:05:00 AM

Status	Parm_Stored	Type	Value	Dil	Qual	Units	Appv	MDL	RDL	Text Value	Ext Qual
SREV	ARSENIC	FOUND	25.36	500		mg/Kg	++	0.3	0.5		
SREV	ARSENIC	REC	92.2	500		%	++	0.3	0.5		
SREV	ARSENIC	RPD	1.91	500		%	++	0.3	0.5		
SREV	SELENIUM	FOUND	10.86	500		mg/Kg	++	0.05	0.3		
SREV	SELENIUM	REC	84.3	500		%	++	0.05	0.3		
SREV	SELENIUM	RPD	1.44	500		%	++	0.05	0.3		

L70791-05

Tag: 2 Measured: 8/21/2008 10:10:00 AM

Status	Parm_Stored	Type	Value	Dil	Qual	Units	Appv	MDL	RDL	Text Value	Ext Qual
REDO	SELENIUM	REG	1.34	500		mg/Kg	++	0.05	0.3		

L70791-06

Tag: 2 Measured: 8/21/2008 10:15:00 AM

Status	Parm_Stored	Type	Value	Dil	Qual	Units	Appv	MDL	RDL	Text Value	Ext Qual
REDO	SELENIUM	REG	0.16	505	B	mg/Kg	++	0.05	0.3		

WG250196CCV1

Tag: Measured: 8/21/2008 10:20:00 AM

Status	Parm_Stored	Type	Value	Dil	Qual	Units	Appv	MDL	RDL	Text Value	Ext Qual
SREV	ARSENIC	FOUND	0.05162	1		mg/L	++	0.0005	0.001		
SREV	ARSENIC	REC	103.2	1		%	++	0.0005	0.001		
SREV	SELENIUM	FOUND	0.05011	1		mg/L	++	0.0001	0.0005		
SREV	SELENIUM	REC	100.2	1		%	++	0.0001	0.0005		

WG250196CCB1

Tag: Measured: 8/21/2008 10:25:00 AM

Status	Parm_Stored	Type	Value	Dil	Qual	Units	Appv	MDL	RDL	Text Value	Ext Qual
SREV	ARSENIC	FOUND		1	U	mg/L	++	0.0005	0.001		
FAIL	SELENIUM	FOUND	0.0004	1	B	mg/L	ALRT	0.0001	0.0005		

L70791-07 Tag: 2 Measured: 8/21/2008 10:31:00 AM

Status	Parm_Stored	Type	Value	Dil	Qual	Units	Appv	MDL	RDL	Text Value	Ext Qual
REDO	SELENIUM	REG	0.27	505	B	mg/Kg	++	0.05	0.3		

L70791-08 Tag: 2 Measured: 8/21/2008 10:36:00 AM

Status	Parm_Stored	Type	Value	Dil	Qual	Units	Appv	MDL	RDL	Text Value	Ext Qual
REDO	SELENIUM	REG	0.06	500	B	mg/Kg	++	0.05	0.3		

L70791-09 Tag: 2 Measured: 8/21/2008 10:41:00 AM

Status	Parm_Stored	Type	Value	Dil	Qual	Units	Appv	MDL	RDL	Text Value	Ext Qual
REDO	SELENIUM	REG	0.28	500	B	mg/Kg	++	0.05	0.3		

L70791-11 Tag: 2 Measured: 8/21/2008 10:46:00 AM

Status	Parm_Stored	Type	Value	Dil	Qual	Units	Appv	MDL	RDL	Text Value	Ext Qual
NEED	ARSENIC	REG	1.8	500		mg/Kg	++	0.3	0.5		
REDO	SELENIUM	REG	0.27	500	B	mg/Kg	++	0.05	0.3		

L70791-11SDL Tag: 2 Measured: 8/21/2008 10:51:00 AM

Status	Parm_Stored	Type	Value	Dil	Qual	Units	Appv	MDL	RDL	Text Value	Ext Qual
SREV	ARSENIC	D	13.9	500	B	%	ALRT	0.3	0.5		ZB
SREV	ARSENIC	FOUND	0.31	500	B	mg/Kg	++	0.3	0.5		
SREV	ARSENIC	REG	1.55	500	B	mg/Kg	++	0.3	0.5		
SREV	SELENIUM	D		500	U	%	++	0.05	0.3		
SREV	SELENIUM	FOUND		500	U	mg/Kg	++	0.05	0.3		
SREV	SELENIUM	REG	0	500	U	mg/Kg	++	0.05	0.3		

L70791-13 Tag: 2 Measured: 8/21/2008 10:56:00 AM

Status	Parm_Stored	Type	Value	Dil	Qual	Units	Appv	MDL	RDL	Text Value	Ext Qual
SREV	ARSENIC	-MS-3050	2	500		mg/Kg	++	0.3	0.5		ZB
REDO	SELENIUM	REG	0.16	500	B	mg/Kg	++	0.05	0.3		

L70791-14 Tag: 2 Measured: 8/21/2008 11:01:00 AM

Status	Parm_Stored	Type	Value	Dil	Qual	Units	Appv	MDL	RDL	Text Value	Ext Qual
SREV	ARSENIC	-MS-3050	1.2	500		mg/Kg	++	0.3	0.5		ZB
REDO	SELENIUM	REG		500	U	mg/Kg	++	0.05	0.3		

L70791-15 Tag: 2 Measured: 8/21/2008 11:06:00 AM

Status	Parm_Stored	Type	Value	Dil	Qual	Units	Appv	MDL	RDL	Text Value	Ext Qual
SREV	ARSENIC	-MS-3050	2.2	500		mg/Kg	++	0.3	0.5		ZB
REDO	SELENIUM	REG	0.34	500		mg/Kg	++	0.05	0.3		

L70791-16 Tag: 2 Measured: 8/21/2008 11:11:00 AM

Status	Parm_Stored	Type	Value	Dil	Qual	Units	Appv	MDL	RDL	Text Value	Ext Qual
SREV	ARSENIC	-MS-3050	0.9	500		mg/Kg	++	0.3	0.5		ZB
REDO	SELENIUM	REG	0.06	500	B	mg/Kg	++	0.05	0.3		

L70791-17 Tag: 2 Measured: 8/21/2008 11:16:00 AM

Status	Parm_Stored	Type	Value	Dil	Qual	Units	Appv	MDL	RDL	Text Value	Ext Qual
SREV	ARSENIC	-MS-3050	3.1	500		mg/Kg	++	0.3	0.5		ZB
REDO	SELENIUM	REG	0.56	500		mg/Kg	++	0.05	0.3		

WG250196CCV2 Tag: Measured: 8/21/2008 11:21:00 AM

Status	Parm_Stored	Type	Value	Dil	Qual	Units	Appv	MDL	RDL	Text Value	Ext Qual
SREV	ARSENIC	FOUND	0.05265	1		mg/L	++	0.0005	0.001		
SREV	ARSENIC	REC	105.3	1		%	++	0.0005	0.001		
SREV	SELENIUM	FOUND	0.04848	1		mg/L	++	0.0001	0.0005		
SREV	SELENIUM	REC	97	1		%	++	0.0001	0.0005		

WG250196CCB2 Tag: Measured: 8/21/2008 11:26:00 AM

Status	Parm_Stored	Type	Value	Dil	Qual	Units	Appv	MDL	RDL	Text Value	Ext Qual
SREV	ARSENIC	FOUND		1	U	mg/L	++	0.0005	0.001		
SREV	SELENIUM	FOUND	0.00016	1	B	mg/L	++	0.0001	0.0005		

L70791-18 Tag: 2 Measured: 8/21/2008 11:31:00 AM

Status	Parm_Stored	Type	Value	Dil	Qual	Units	Appv	MDL	RDL	Text Value	Ext Qual
SREV	ARSENIC	-MS-3050	2.1	500		mg/Kg	++	0.3	0.5		ZB
REDO	SELENIUM	REG	0.18	500	B	mg/Kg	++	0.05	0.3		

L70791-19 Tag: 2 Measured: 8/21/2008 11:36:00 AM

Status	Parm_Stored	Type	Value	Dil	Qual	Units	Appv	MDL	RDL	Text Value	Ext Qual
SREV	ARSENIC	-MS-3050	2.7	500		mg/Kg	++	0.3	0.5		ZB
REDO	SELENIUM	REG	0.44	500		mg/Kg	++	0.05	0.3		

L70791-20 Tag: 2 Measured: 8/21/2008 11:41:00 AM

Status	Parm_Stored	Type	Value	Dil	Qual	Units	Appv	MDL	RDL	Text Value	Ext Qual
SREV	ARSENIC	-MS-3050	2.8	1000		mg/Kg	++	0.5	1		ZB
REDO	SELENIUM	REG	0.5	1000		mg/Kg	++	0.1	0.5		

WG250196CCV3 Tag: Measured: 8/21/2008 11:46:00 AM

Status	Parm_Stored	Type	Value	Dil	Qual	Units	Appv	MDL	RDL	Text Value	Ext Qual
SREV	ARSENIC	FOUND	0.05348	1		mg/L	++	0.0005	0.001		
SREV	ARSENIC	REC	107	1		%	++	0.0005	0.001		
SREV	SELENIUM	FOUND	0.05169	1		mg/L	++	0.0001	0.0005		
SREV	SELENIUM	REC	103.4	1		%	++	0.0001	0.0005		

WG250196CCB3 Tag: Measured: 8/21/2008 11:51:00 AM

Status	Parm_Stored	Type	Value	Dil	Qual	Units	Appv	MDL	RDL	Text Value	Ext Qual
SREV	ARSENIC	FOUND		1	U	mg/L	++	0.0005	0.001		
SREV	SELENIUM	FOUND	0.00019	1	B	mg/L	++	0.0001	0.0005		

Sample QC Report

Data File: C:\ICPCHEM\1\DATA\wg250196.b\001SMPL.D\001SMPL.D#
Date Acquired: Aug 21 2008 08:39 am
Acq. Method: T126020D.M
Operator:
Sample Name: wash
Misc Info:
Vial Number: 1101
Current Method: C:\ICPCHEM\1\METHODS\T126020D.M
Calibration File: C:\ICPCHEM\1\CALIB\T126020D.C
Last Cal. Update: Aug 19 2008 08:34 pm
Sample Type: Sample
Dilution Factor: 1.00
Autodil Factor: Undiluted
Final Dil Factor: 1.00

Data Results:

Analytes: Pass
ISTD: Pass

QC Elements

Element	IS Ref	Tune	Corr Conc	Raw Conc	Units	RSD(%)	High Limit	Flag
51 V	45	2	-0.090	-0.090	ppb	5.79	200.00	
52 Cr	45	2	-0.441	-0.441	ppb	0.18	200.00	
60 Ni	45	2	-0.061	-0.061	ppb	1.69	500.00	
63 Cu	45	2	0.004	0.004	ppb	96.29	500.00	
75 As	45	2	0.037	0.037	ppb	87.73	500.00	
78 Se	45	1	-0.044	-0.044	ppb	12.29	500.00	

ISTD Elements

Element	Tune	CPS Mean	RSD(%)	Ref Value	Rec(%)	QC Range(%)	Flag
45 Sc	1	2095500	5.66	---	#VALUE!	30 - 125	
45 Sc	2	371938	0.58	---	#VALUE!	30 - 125	
72 Ge	1	479807	5.92	---	#VALUE!	30 - 125	
72 Ge	2	163399	0.76	---	#VALUE!	30 - 125	
74 Ge	1	675170	5.83	---	#VALUE!	30 - 125	
74 Ge	2	241017	0.85	---	#VALUE!	30 - 125	
115 In	1	2061179	3.82	---	#VALUE!	30 - 125	
115 In	2	875313	0.69	---	#VALUE!	30 - 125	

Tune File# 1 C:\ICPCHEM\1\7500\h2.u
Tune File# 2 C:\ICPCHEM\1\7500\he.u
Tune File# 3 C:\ICPCHEM\1\7500\

ISTD Ref File : ---

0 :Element Failures
0 :ISTD Failures
0 :Max. Number of Failures Allowed
0 :Max. Number of ISTD Failures Allowed

Calibration Blank QC Report

Data File: C:\ICPCHEM\1\DATA\wg250196.b\002CAL
Date Acquired: Aug 21 2008 08:44 am
Operator:
Sample Name: Calblk
Misc Info:
Vial Number: 1101
Current Method: C:\ICPCHEM\1\METHODS\T126020D.M
Calibration File: C:\ICPCHEM\1\CALIB\T126020D.C
Last Cal Update: Aug 21 2008 08:46 am
Sample Type: CalBlk
Total Dil Factor: 1.00

QC&ISTD Elements

Element		CPS Mean		SD	RSD(%)
45	Sc	2257371.00	A	52420.00	2.32
45	Sc	427517.91	P	1432.00	0.33
51	V	3118.34	P	32.68	1.05
52	Cr	379.34	P	13.32	3.51
60	Ni	50.22	P	25.93	51.63
63	Cu	1030.27	P	69.25	6.72
72	Ge	506124.00	P	14440.00	2.85
72	Ge	183197.30	P	1134.00	0.62
74	Ge	711215.31	P	20520.00	2.89
74	Ge	269442.19	P	1554.00	0.58
75	As	173.34	P	16.83	9.71
78	Se	19.26	P	0.56	2.90
115	In	2169195.00	A	62220.00	2.87
115	In	949845.13	M	35180.00	3.70

Calibration Blank QC Report

Data File: C:\ICPCHEM\1\DATA\wg250196.b\003CAL
Date Acquired: Aug 21 2008 08:49 am
Operator:
Sample Name: Calblk
Misc Info:
Vial Number: 1102
Current Method: C:\ICPCHEM\1\METHODS\T126020D.M
Calibration File: C:\ICPCHEM\1\CALIB\T126020D.C
Last Cal Update: Aug 21 2008 08:46 am
Sample Type: CalBlk
Total Dil Factor: 1.00

QC&ISTD Elements

Element		CPS Mean		SD	RSD(%)
45	Sc	2406050.00	A	27700.00	1.15
45	Sc	441068.41	P	4493.00	1.02
51	V	3455.74	P	33.16	0.96
52	Cr	478.01	P	15.51	3.24
60	Ni	158.67	P	4.81	3.03
63	Cu	1278.95	P	15.64	1.22
72	Ge	535738.81	P	3450.00	0.64
72	Ge	185741.91	P	2044.00	1.10
74	Ge	752935.81	P	4700.00	0.62
74	Ge	274586.91	P	2417.00	0.88
75	As	168.22	P	7.49	4.45
78	Se	35.56	P	1.46	4.10
115	In	2300271.00	A	31920.00	1.39
115	In	973092.00	M	14980.00	1.54

Calibration Standard QC Report

Data File: C:\ICPCHEM\1\DATA\wg250196.b\004CALS.D\004CALS.D#
Date Acquired: Aug 21 2008 08:54 am
Operator:
Sample Name: PQV Std
Misc Info:
Vial Number: 1103
Current Method: C:\ICPCHEM\1\METHODS\T126020D.M
Calibration File: C:\ICPCHEM\1\CALIB\T126020D.C
Last Cal Update: Aug 21 2008 08:51 am
Sample Type: CalStd
Total Dil Factor: 1.00

QC&ISTD Elements

Element	CPS Mean		SD	RSD(%)
45 Sc	2504487.00	A	28070.00	1.12
45 Sc	457772.19	P	918.60	0.20
51 V	8300.72	P	173.70	2.09
52 Cr	3253.25	P	35.16	1.08
60 Ni	7396.48	P	0.67	0.01
63 Cu	17415.02	P	164.70	0.95
72 Ge	554887.38	P	10410.00	1.88
72 Ge	193224.41	P	981.90	0.51
74 Ge	780608.00	P	13300.00	1.70
74 Ge	284242.81	P	1783.00	0.63
75 As	733.58	P	15.00	2.04
78 Se	108.30	P	2.02	1.86
115 In	2370102.00	A	36000.00	1.52
115 In	1002193.00	A	11500.00	1.15

ISTD Elements

Element	CPS Mean	RSD(%)	Ref Value	Rec(%)	QC Range(%)	Flag
45 Sc	2504487.50	1.12	2406050.50	104.1	30 - 125	
45 Sc	457772.19	0.20	441068.44	103.8	30 - 125	
72 Ge	554887.38	1.88	535738.88	103.6	30 - 125	
72 Ge	193224.39	0.51	185741.91	104.0	30 - 125	
74 Ge	780607.94	1.70	752935.75	103.7	30 - 125	
74 Ge	284242.78	0.63	274586.88	103.5	30 - 125	
115 In	2370101.80	1.52	2300271.00	103.0	30 - 125	
115 In	1002193.10	1.15	973091.94	103.0	30 - 125	

ISTD Ref File : C:\ICPCHEM\1\DATA\wg250196.b\003CALB.D\003CALB.D#

--- :Element Failures --- :Max. Number of Failures Allowed
0 :ISTD Failures 0 :Max. Number of ISTD Failures Allowed

Data Results:

Analytes: Pass
ISTD: Pass

Calibration Standard QC Report

Data File: C:\ICPCHEM\1\DATA\wg250196.b\005CALS.D\005CALS.D#
Date Acquired: Aug 21 2008 08:59 am
Operator:
Sample Name: Level 3 Std
Misc Info:
Vial Number: 1104
Current Method: C:\ICPCHEM\1\METHODS\T126020D.M
Calibration File: C:\ICPCHEM\1\CALIB\T126020D.C
Last Cal Update: Aug 21 2008 08:56 am
Sample Type: CalStd
Total Dil Factor: 1.00

QC&ISTD Elements

Element	CPS Mean		SD	RSD(%)
45 Sc	2565115.00	A	6835.00	0.27
45 Sc	467183.41	P	3148.00	0.67
51 V	108765.20	P	1400.00	1.29
52 Cr	120090.90	P	1273.00	1.06
60 Ni	127525.00	P	1251.00	0.98
63 Cu	338717.09	P	3236.00	0.96
72 Ge	568731.13	P	5050.00	0.89
72 Ge	197814.80	P	1970.00	1.00
74 Ge	785846.50	M	33390.00	4.25
74 Ge	291881.00	P	1928.00	0.66
75 As	28944.11	P	171.70	0.59
78 Se	19672.59	P	198.00	1.01
115 In	2437437.00	A	13070.00	0.54
115 In	1046574.00	A	8187.00	0.78

ISTD Elements

Element	CPS Mean	RSD(%)	Ref Value	Rec(%)	QC Range(%)	Flag
45 Sc	2565115.50	0.27	2406050.50	106.6	30 - 125	
45 Sc	467183.44	0.67	441068.44	105.9	30 - 125	
72 Ge	568731.13	0.89	535738.88	106.2	30 - 125	
72 Ge	197814.81	1.00	185741.91	106.5	30 - 125	
74 Ge	785846.50	4.25	752935.75	104.4	30 - 125	
74 Ge	291880.97	0.66	274586.88	106.3	30 - 125	
115 In	2437437.30	0.54	2300271.00	106.0	30 - 125	
115 In	1046574.40	0.78	973091.94	107.6	30 - 125	

ISTD Ref File : C:\ICPCHEM\1\DATA\wg250196.b\003CALB.D\003CALB.D#

--- :Element Failures --- :Max. Number of Failures Allowed
0 :ISTD Failures 0 :Max. Number of ISTD Failures Allowed

Data Results:

Analytes: Pass
ISTD: Pass

Calibration Standard QC Report

Data File: C:\ICPCHEM\1\DATA\wg250196.b\006CALS.D\006CALS.D#
Date Acquired: Aug 21 2008 09:05 am
Operator:
Sample Name: Level 4 Std
Misc Info:
Vial Number: 1105
Current Method: C:\ICPCHEM\1\METHODS\T126020D.M
Calibration File: C:\ICPCHEM\1\CALIB\T126020D.C
Last Cal Update: Aug 21 2008 09:01 am
Sample Type: CalStd
Total Dil Factor: 1.00

QC&ISTD Elements

Element	CPS Mean		SD	RSD(%)
45 Sc	2521607.00	A	30760.00	1.22
45 Sc	448417.41	P	6091.00	1.36
51 V	493190.19	P	5315.00	1.08
52 Cr	557867.00	P	3216.00	0.58
60 Ni	591852.69	P	6455.00	1.09
63 Cu	1530636.00	A	24330.00	1.59
72 Ge	553379.50	P	6705.00	1.21
72 Ge	188584.41	P	2565.00	1.36
74 Ge	783770.69	P	10940.00	1.40
74 Ge	279425.91	P	3402.00	1.22
75 As	135069.59	P	1007.00	0.75
78 Se	93951.88	P	636.70	0.68
115 In	2387904.00	A	19480.00	0.82
115 In	1016637.00	A	5423.00	0.53

ISTD Elements

Element	CPS Mean	RSD(%)	Ref Value	Rec(%)	QC Range(%)	Flag
45 Sc	2521607.50	1.22	2406050.50	104.8	30 - 125	
45 Sc	448417.44	1.36	441068.44	101.7	30 - 125	
72 Ge	553379.50	1.21	535738.88	103.3	30 - 125	
72 Ge	188584.36	1.36	185741.91	101.5	30 - 125	
74 Ge	783770.69	1.40	752935.75	104.1	30 - 125	
74 Ge	279425.88	1.22	274586.88	101.8	30 - 125	
115 In	2387903.50	0.82	2300271.00	103.8	30 - 125	
115 In	1016636.80	0.53	973091.94	104.5	30 - 125	

ISTD Ref File : C:\ICPCHEM\1\DATA\wg250196.b\003CALB.D\003CALB.D#

--- :Element Failures --- :Max. Number of Failures Allowed
0 :ISTD Failures 0 :Max. Number of ISTD Failures Allowed

Data Results:

Analytes: Pass
ISTD: Pass

Calibration Standard QC Report

Data File: C:\ICPCHEM\1\DATA\wg250196.b\007CALS.D\007CALS.D#
Date Acquired: Aug 21 2008 09:09 am
Operator:
Sample Name: Level 5 Std
Misc Info:
Vial Number: 1106
Current Method: C:\ICPCHEM\1\METHODS\T126020D.M
Calibration File: C:\ICPCHEM\1\CALIB\T126020D.C
Last Cal Update: Aug 21 2008 09:06 am
Sample Type: CalStd
Total Dil Factor: 1.00

QC&ISTD Elements

Element	CPS Mean		SD	RSD(%)
45 Sc	2375977.00	A	27000.00	1.14
45 Sc	459914.31	P	6988.00	1.52
51 V	993940.31	A	5332.00	0.54
52 Cr	1134983.00	A	8406.00	0.74
60 Ni	1200373.00	A	17520.00	1.46
63 Cu	3089105.00	A	28430.00	0.92
72 Ge	528164.63	P	3744.00	0.71
72 Ge	194955.80	P	2237.00	1.15
74 Ge	750492.31	P	5722.00	0.76
74 Ge	288895.91	P	2629.00	0.91
75 As	278075.69	P	2054.00	0.74
78 Se	181140.91	P	465.70	0.26
115 In	2273915.00	A	30210.00	1.33
115 In	1028537.00	A	15160.00	1.47

ISTD Elements

Element	CPS Mean	RSD(%)	Ref Value	Rec(%)	QC Range(%)	Flag
45 Sc	2375976.80	1.14	2406050.50	98.8	30 - 125	
45 Sc	459914.25	1.52	441068.44	104.3	30 - 125	
72 Ge	528164.56	0.71	535738.88	98.6	30 - 125	
72 Ge	194955.75	1.15	185741.91	105.0	30 - 125	
74 Ge	750492.25	0.76	752935.75	99.7	30 - 125	
74 Ge	288895.91	0.91	274586.88	105.2	30 - 125	
115 In	2273915.30	1.33	2300271.00	98.9	30 - 125	
115 In	1028536.60	1.47	973091.94	105.7	30 - 125	

ISTD Ref File : C:\ICPCHEM\1\DATA\wg250196.b\003CALB.D\003CALB.D#

--- :Element Failures --- :Max. Number of Failures Allowed
0 :ISTD Failures 0 :Max. Number of ISTD Failures Allowed

Data Results:

Analytes: Pass
ISTD: Pass

Initial Calibration Verification (CCV) QC Report

Data File: C:\ICPCHEM\1\DATA\wg250196.b\008_QCS.D\008_QCS.D#
Date Acquired: Aug 21 2008 09:14 am
Operator:
Sample Name: ICV
Misc Info:
Vial Number: 1107
Current Method: C:\ICPCHEM\1\METHODS\T126020D.M
Calibration File: C:\ICPCHEM\1\CALIB\T126020D.C
Last Cal Update: Aug 21 2008 09:11 am
Sample Type: QCS
Total Dil Factor: 1.00

Data Results:
Analytes: Pass
ISTD: Pass

QC Elements

Element	IS Ref	Tune	Conc. ppb	RSD(%)	Expected	Rec(%)	QC Range(%)	Flag
51 V	45	2	50.690	0.33	50.00	101.4	89 - 110	
52 Cr	45	2	52.650	0.26	50.00	105.3	89 - 110	
60 Ni	45	2	51.700	0.14	50.00	103.4	89 - 110	
63 Cu	45	2	53.280	0.18	50.00	106.6	89 - 110	
75 As	45	2	52.450	0.66	50.00	104.9	89 - 110	
78 Se	45	1	52.680	4.07	50.00	105.4	89 - 110	

ISTD Elements

Element	Tune	CPS Mean	RSD(%)	Ref Value	Rec(%)	QC Range(%)	Flag
45 Sc	1	2420009	1.80	2406051	100.6	30 - 125	
45 Sc	2	469755	1.39	441068	106.5	30 - 125	
72 Ge	1	541197	1.88	535739	101.0	30 - 125	
72 Ge	2	199518	1.31	185742	107.4	30 - 125	
74 Ge	1	761450	1.87	752936	101.1	30 - 125	
74 Ge	2	294126	1.25	274587	107.1	30 - 125	
115 In	1	2303743	1.45	2300271	100.2	30 - 125	
115 In	2	1054396	1.75	973092	108.4	30 - 125	

Tune File# 1 C:\ICPCHEM\1\7500\h2.u
Tune File# 2 C:\ICPCHEM\1\7500\he.u
Tune File# 3 C:\ICPCHEM\1\7500\

ISTD Ref File : C:\ICPCHEM\1\DATA\wg250196.b\003CALB.D\003CALB.D#

0 :Element Failures
0 :ISTD Failures
0 :Max. Number of Failures Allowed
0 :Max. Number of ISTD Failures Allowed

Continuing Calibration Blank (CCB) QC Report

Data File: C:\ICPCHEM\1\DATA\wg250196.b\009_CCB.D\009_CCB.D#
Date Acquired: Aug 21 2008 09:19 am
Operator:
Sample Name: ICB
Misc Info:
Vial Number: 1102
Current Method: C:\ICPCHEM\1\METHODS\T126020D.M
Calibration File: C:\ICPCHEM\1\CALIB\T126020D.C
Last Cal Update: Aug 21 2008 09:11 am
Sample Type: CCB
Total Dil Factor: 1.00

Data Results:
Analytes: Pass
ISTD: Pass

QC Elements

Element	IS Ref	Tune	Conc.	RSD(%)	High Limit	Flag
51 V	45	2	-0.069 ppb	14.16	0.600	
52 Cr	45	2	0.053 ppb	33.90	0.300	
60 Ni	45	2	0.060 ppb	25.32	1.800	
63 Cu	45	2	0.063 ppb	27.04	1.500	
75 As	45	2	0.419 ppb	6.93	1.500	
78 Se	45	1	0.090 ppb	15.56	0.300	

ISTD Elements

Element	Tune	CPS Mean	RSD(%)	Ref Value	Rec(%)	QC Range(%)	Flag
45 Sc	1	2514553	1.31	2406051	104.5	30 - 125	
45 Sc	2	476924	1.01	441068	108.1	30 - 125	
72 Ge	1	557643	0.44	535739	104.1	30 - 125	
72 Ge	2	202439	0.69	185742	109.0	30 - 125	
74 Ge	1	782370	0.55	752936	103.9	30 - 125	
74 Ge	2	297395	0.65	274587	108.3	30 - 125	
115 In	1	2372490	0.73	2300271	103.1	30 - 125	
115 In	2	1063765	1.58	973092	109.3	30 - 125	

Tune File# 1 C:\ICPCHEM\1\7500\h2.u
Tune File# 2 C:\ICPCHEM\1\7500\he.u
Tune File# 3 C:\ICPCHEM\1\7500\

ISTD Ref File : C:\ICPCHEM\1\DATA\wg250196.b\003CALB.D\003CALB.D#

0 :Element Failures
0 :ISTD Failures

0 :Max. Number of Failures Allowed
0 :Max. Number of ISTD Failures Allowed

Continuing Calibration Blank (CCB) QC Report

Data File: C:\ICPCHEM\1\DATA\wg250196.b\010_CCB.D\010_CCB.D#
Date Acquired: Aug 21 2008 09:24 am
Operator:
Sample Name: ICSA
Misc Info:
Vial Number: 4510
Current Method: C:\ICPCHEM\1\METHODS\T126020D.M
Calibration File: C:\ICPCHEM\1\CALIB\T126020D.C
Last Cal Update: Aug 21 2008 09:11 am
Sample Type: CCB
Total Dil Factor: 1.00

Data Results:
Analytes: Fail
ISTD: Pass

QC Elements

Element	IS Ref	Tune	Conc.	RSD(%)	High Limit	Flag
51 V	45	2	-0.522 ppb	3.45	0.600	
52 Cr	45	2	0.371 ppb	2.08	0.300	Fail
60 Ni	45	2	0.307 ppb	11.95	1.800	
63 Cu	45	2	0.401 ppb	9.28	1.500	
75 As	45	2	0.223 ppb	1.98	1.500	
78 Se	45	1	0.078 ppb	10.25	0.300	

ISTD Elements

Element	Tune	CPS Mean	RSD(%)	Ref Value	Rec(%)	QC Range(%)	Flag
45 Sc	1	2690612	0.47	2406051	111.8	30 - 125	
45 Sc	2	525709	1.29	441068	119.2	30 - 125	
72 Ge	1	587558	1.54	535739	109.7	30 - 125	
72 Ge	2	227564	0.82	185742	122.5	30 - 125	
74 Ge	1	826346	1.62	752936	109.7	30 - 125	
74 Ge	2	322914	0.67	274587	117.6	30 - 125	
115 In	1	2530621	0.78	2300271	110.0	30 - 125	
115 In	2	1127945	0.91	973092	115.9	30 - 125	

Tune File# 1 C:\ICPCHEM\1\7500\h2.u
Tune File# 2 C:\ICPCHEM\1\7500\he.u
Tune File# 3 C:\ICPCHEM\1\7500\

ISTD Ref File : C:\ICPCHEM\1\DATA\wg250196.b\003CALB.D\003CALB.D#

1 :Element Failures
0 :ISTD Failures
0 :Max. Number of Failures Allowed
0 :Max. Number of ISTD Failures Allowed

ICSAB QC Report

Data File: C:\ICPCHEM\1\DATA\wg250196.b\011ICS.D\011ICS.D#
Date Acquired: Aug 21 2008 09:30 am
Operator:
Sample Name: ICSAB
Misc Info:
Vial Number: 4511
Current Method: C:\ICPCHEM\1\METHODS\T126020D.M
Calibration File: C:\ICPCHEM\1\CALIB\T126020D.C
Last Cal Update: Aug 21 2008 09:11 am
Sample Type: ICSAB
Total Dil Factor: 1.00

QC Elements

Element	Conc.	RSD(%)	Expected	QC Range(%)	Flag
51 V	21.44 ppb	0.20	20.00	79.5 - 120	
52 Cr	21.51 ppb	0.51	20.00	79.5 - 120	
60 Ni	20.43 ppb	0.68	20.00	79.5 - 120	
63 Cu	20.98 ppb	0.10	20.00	79.5 - 120	
75 As	22.28 ppb	0.87	20.00	79.5 - 120	
78 Se	20.69 ppb	0.86	20.00	79.5 - 120	

ISTD Elements

Element	CPS Mean	RSD(%)	Ref Value	Rec(%)	QC Range(%)	Flag
45 Sc	2378173.50	1.73	2406050.50	98.8	30 - 125	
45 Sc	457991.66	1.38	441068.44	103.8	30 - 125	
72 Ge	526952.94	3.14	535738.88	98.4	30 - 125	
72 Ge	199740.22	1.34	185741.91	107.5	30 - 125	
74 Ge	741398.81	2.66	752935.75	98.5	30 - 125	
74 Ge	284720.06	1.56	274586.88	103.7	30 - 125	
115 In	2218030.80	1.78	2300271.00	96.4	30 - 125	
115 In	982955.94	1.65	973091.94	101.0	30 - 125	

ISTD Ref File : C:\ICPCHEM\1\DATA\wg250196.b\003CALB.D\003CALB.D#

0 :Element Failures 0 :Max. Number of Failures Allowed
0 :ISTD Failures 0 :Max. Number of ISTD Failures Allowed

Data Results:

Analytes: Pass
ISTD: Pass

Continuing Calibration Blank (CCB) QC Report

Data File: C:\ICPCHEM\1\DATA\wg250196.b\012_CCB.D\012_CCB.D#
Date Acquired: Aug 21 2008 09:35 am
Operator:
Sample Name: wash
Misc Info:
Vial Number: 4512
Current Method: C:\ICPCHEM\1\METHODS\T126020D.M
Calibration File: C:\ICPCHEM\1\CALIB\T126020D.C
Last Cal Update: Aug 21 2008 09:11 am
Sample Type: CCB
Total Dil Factor: 1.00

Data Results:
Analytes: Pass
ISTD: Pass

QC Elements

Element	IS Ref	Tune	Conc.	RSD(%)	High Limit	Flag
51 V	45	2	-0.586 ppb	0.46	0.600	
52 Cr	45	2	-0.013 ppb	74.10	0.300	
60 Ni	45	2	-0.021 ppb	42.82	1.800	
63 Cu	45	2	0.100 ppb	9.43	1.500	
75 As	45	2	-0.090 ppb	32.02	1.500	
78 Se	45	1	0.257 ppb	167.54	0.300	

ISTD Elements

Element	Tune	CPS Mean	RSD(%)	Ref Value	Rec(%)	QC Range(%)	Flag
45 Sc	1	2692874	2.46	2406051	111.9	30 - 125	
45 Sc	2	507982	1.71	441068	115.2	30 - 125	
72 Ge	1	603534	2.91	535739	112.7	30 - 125	
72 Ge	2	216306	1.39	185742	116.5	30 - 125	
74 Ge	1	829667	2.68	752936	110.2	30 - 125	
74 Ge	2	318436	1.59	274587	116.0	30 - 125	
115 In	1	2547524	1.67	2300271	110.7	30 - 125	
115 In	2	1106161	2.05	973092	113.7	30 - 125	

Tune File# 1 C:\ICPCHEM\1\7500\h2.u
Tune File# 2 C:\ICPCHEM\1\7500\he.u
Tune File# 3 C:\ICPCHEM\1\7500\

ISTD Ref File : C:\ICPCHEM\1\DATA\wg250196.b\003CALB.D\003CALB.D#

0 :Element Failures
0 :ISTD Failures

0 :Max. Number of Failures Allowed
0 :Max. Number of ISTD Failures Allowed

Sample QC Report

Data File: C:\ICPCHEM\1\DATA\wg250196.b\013SMPL.D\013SMPL.D#
Date Acquired: Aug 21 2008 09:40 am
Acq. Method: T126020D.M
Operator:
Sample Name: WG249661PBS
Misc Info:
Vial Number: 3401
Current Method: C:\ICPCHEM\1\METHODS\T126020D.M
Calibration File: C:\ICPCHEM\1\CALIB\T126020D.C
Last Cal. Update: Aug 21 2008 09:11 am
Sample Type: Sample
Dilution Factor: 500.00
Autodil Factor: Undiluted
Final Dil Factor: 500.00

Data Results:

Analytes: Pass
ISTD: Pass

QC Elements

Element	IS Ref	Tune	Corr Conc	Raw Conc	Units	RSD(%)	High Limit	Flag
51 V	45	2	385.550	0.771	ppb	2.65	200.00	
52 Cr	45	2	49.550	0.099	ppb	0.81	200.00	
60 Ni	45	2	51.350	0.103	ppb	10.95	500.00	
63 Cu	45	2	115.200	0.230	ppb	3.06	500.00	
75 As	45	2	248.300	0.497	ppb	2.66	500.00	
78 Se	45	1	-8.165	-0.016	ppb	34.37	500.00	

ISTD Elements

Element	Tune	CPS Mean	RSD(%)	Ref Value	Rec(%)	QC Range(%)	Flag
45 Sc	1	2505487	1.16	2406051	104.1	30 - 125	
45 Sc	2	467709	1.39	441068	106.0	30 - 125	
72 Ge	1	544596	1.84	535739	101.7	30 - 125	
72 Ge	2	198741	0.97	185742	107.0	30 - 125	
74 Ge	1	766599	1.49	752936	101.8	30 - 125	
74 Ge	2	293037	1.20	274587	106.7	30 - 125	
115 In	1	2400496	0.99	2300271	104.4	30 - 125	
115 In	2	1051780	2.10	973092	108.1	30 - 125	

Tune File# 1 C:\ICPCHEM\1\7500\h2.u
Tune File# 2 C:\ICPCHEM\1\7500\he.u
Tune File# 3 C:\ICPCHEM\1\7500\

ISTD Ref File : C:\ICPCHEM\1\DATA\wg250196.b\003CALB.D\003CALB.D#

0 :Element Failures
0 :ISTD Failures
0 :Max. Number of Failures Allowed
0 :Max. Number of ISTD Failures Allowed

Sample QC Report

Data File: C:\ICPCHEM\1\DATA\wg250196.b\014SMPL.D\014SMPL.D#
Date Acquired: Aug 21 2008 09:45 am
Acq. Method: T126020D.M
Operator:
Sample Name: WG249661LCSS
Misc Info:
Vial Number: 3402
Current Method: C:\ICPCHEM\1\METHODS\T126020D.M
Calibration File: C:\ICPCHEM\1\CALIB\T126020D.C
Last Cal. Update: Aug 21 2008 09:11 am
Sample Type: Sample
Dilution Factor: 5000.00
Autodil Factor: Undiluted
Final Dil Factor: 5000.00

Data Results:

Analytes: Pass
ISTD: Pass

QC Elements

Element	IS Ref	Tune	Corr Conc	Raw Conc	Units	RSD(%)	High Limit	Flag
51 V	45	2	###########	20.970	ppb	0.74	200.00	
52 Cr	45	2	###########	27.680	ppb	0.58	200.00	
60 Ni	45	2	###########	37.610	ppb	0.28	500.00	
63 Cu	45	2	73,950.000	14.790	ppb	0.56	500.00	
75 As	45	2	###########	49.150	ppb	1.52	500.00	
78 Se	45	1	###########	29.970	ppb	1.80	500.00	

ISTD Elements

Element	Tune	CPS Mean	RSD(%)	Ref Value	Rec(%)	QC Range(%)	Flag
45 Sc	1	2694650	1.52	2406051	112.0	30 - 125	
45 Sc	2	510720	3.24	441068	115.8	30 - 125	
72 Ge	1	597379	1.33	535739	111.5	30 - 125	
72 Ge	2	217066	2.84	185742	116.9	30 - 125	
74 Ge	1	828971	1.86	752936	110.1	30 - 125	
74 Ge	2	318234	2.61	274587	115.9	30 - 125	
115 In	1	2529512	1.86	2300271	110.0	30 - 125	
115 In	2	1129617	2.57	973092	116.1	30 - 125	

Tune File# 1 C:\ICPCHEM\1\7500\h2.u
Tune File# 2 C:\ICPCHEM\1\7500\he.u
Tune File# 3 C:\ICPCHEM\1\7500\

ISTD Ref File : C:\ICPCHEM\1\DATA\wg250196.b\003CALB.D\003CALB.D#

0 :Element Failures
0 :ISTD Failures

0 :Max. Number of Failures Allowed
0 :Max. Number of ISTD Failures Allowed

Sample QC Report

Data File: C:\ICPCHEM\1\DATA\wg250196.b\015SMPL.D\015SMPL.D#
Date Acquired: Aug 21 2008 09:50 am
Acq. Method: T126020D.M
Operator:
Sample Name: WG249661LCSSD
Misc Info:
Vial Number: 3403
Current Method: C:\ICPCHEM\1\METHODS\T126020D.M
Calibration File: C:\ICPCHEM\1\CALIB\T126020D.C
Last Cal. Update: Aug 21 2008 09:11 am
Sample Type: Sample
Dilution Factor: 5000.00
Autodil Factor: Undiluted
Final Dil Factor: 5000.00

Data Results:
Analytes: Pass
ISTD: Pass

QC Elements

Element	IS Ref	Tune	Corr Conc	Raw Conc	Units	RSD(%)	High Limit	Flag
51 V	45	2	###########	21.490	ppb	0.44	200.00	
52 Cr	45	2	###########	28.540	ppb	0.27	200.00	
60 Ni	45	2	###########	40.170	ppb	0.46	500.00	
63 Cu	45	2	75,500.000	15.100	ppb	0.68	500.00	
75 As	45	2	###########	49.240	ppb	0.24	500.00	
78 Se	45	1	###########	31.170	ppb	1.62	500.00	

ISTD Elements

Element	Tune	CPS Mean	RSD(%)	Ref Value	Rec(%)	QC Range(%)	Flag
45 Sc	1	2719953	1.01	2406051	113.0	30 - 125	
45 Sc	2	539994	0.70	441068	122.4	30 - 125	
72 Ge	1	599967	0.73	535739	112.0	30 - 125	
72 Ge	2	226878	0.32	185742	122.1	30 - 125	
74 Ge	1	843214	0.40	752936	112.0	30 - 125	
74 Ge	2	333837	0.17	274587	121.6	30 - 125	
115 In	1	2567290	1.01	2300271	111.6	30 - 125	
115 In	2	1191027	0.71	973092	122.4	30 - 125	

Tune File# 1 C:\ICPCHEM\1\7500\h2.u
Tune File# 2 C:\ICPCHEM\1\7500\he.u
Tune File# 3 C:\ICPCHEM\1\7500\

ISTD Ref File : C:\ICPCHEM\1\DATA\wg250196.b\003CALB.D\003CALB.D#

0 :Element Failures
0 :ISTD Failures
0 :Max. Number of Failures Allowed
0 :Max. Number of ISTD Failures Allowed

Sample QC Report

Data File: C:\ICPCHEM\1\DATA\wg250196.b\016SMPL.D\016SMPL.D#
Date Acquired: Aug 21 2008 09:55 am
Acq. Method: T126020D.M
Operator:
Sample Name: L70791-01
Misc Info:
Vial Number: 3404
Current Method: C:\ICPCHEM\1\METHODS\T126020D.M
Calibration File: C:\ICPCHEM\1\CALIB\T126020D.C
Last Cal. Update: Aug 21 2008 09:11 am
Sample Type: Sample
Dilution Factor: 500.00
Autodil Factor: Undiluted
Final Dil Factor: 500.00

Data Results:

Analytes: Fail
ISTD: Pass

QC Elements

Element	IS Ref	Tune	Corr Conc	Raw Conc	Units	RSD(%)	High Limit	Flag
51 V	45	2	49,640.000	99.280	ppb	1.04	200.00	
52 Cr	45	2	7,330.000	14.660	ppb	0.97	200.00	
60 Ni	45	2	8,175.000	16.350	ppb	0.65	500.00	
63 Cu	45	2	###########	1326.000	ppb	0.87	500.00	OCAL
75 As	45	2	2,267.500	4.535	ppb	2.03	500.00	
78 Se	45	1	319.150	0.638	ppb	3.15	500.00	

ISTD Elements

Element	Tune	CPS Mean	RSD(%)	Ref Value	Rec(%)	QC Range(%)	Flag
45 Sc	1	2721968	0.41	2406051	113.1	30 - 125	
45 Sc	2	535289	0.70	441068	121.4	30 - 125	
72 Ge	1	572394	1.75	535739	106.8	30 - 125	
72 Ge	2	222555	0.40	185742	119.8	30 - 125	
74 Ge	1	801647	1.63	752936	106.5	30 - 125	
74 Ge	2	320049	0.31	274587	116.6	30 - 125	
115 In	1	2499488	1.05	2300271	108.7	30 - 125	
115 In	2	1148760	0.70	973092	118.1	30 - 125	

Tune File# 1 C:\ICPCHEM\1\7500\h2.u
Tune File# 2 C:\ICPCHEM\1\7500\he.u
Tune File# 3 C:\ICPCHEM\1\7500\

ISTD Ref File : C:\ICPCHEM\1\DATA\wg250196.b\003CALB.D\003CALB.D#

1 :Element Failures
0 :ISTD Failures
0 :Max. Number of Failures Allowed
0 :Max. Number of ISTD Failures Allowed

Sample QC Report

Data File: C:\ICPCHEM\1\DATA\wg250196.b\017SMPL.D\017SMPL.D#
Date Acquired: Aug 21 2008 10:00 am
Acq. Method: T126020D.M
Operator:
Sample Name: L70791-01MS
Misc Info:
Vial Number: 3405
Current Method: C:\ICPCHEM\1\METHODS\T126020D.M
Calibration File: C:\ICPCHEM\1\CALIB\T126020D.C
Last Cal. Update: Aug 21 2008 09:11 am
Sample Type: Sample
Dilution Factor: 500.00
Autodil Factor: Undiluted
Final Dil Factor: 500.00

Data Results:

Analytes: Fail
ISTD: Pass

QC Elements

Element	IS Ref	Tune	Corr Conc	Raw Conc	Units	RSD(%)	High Limit	Flag
51 V	45	2	65,700.000	131.400	ppb	0.85	200.00	
52 Cr	45	2	30,910.000	61.820	ppb	0.74	200.00	
60 Ni	45	2	31,715.000	63.430	ppb	1.17	500.00	
63 Cu	45	2	###########	1192.000	ppb	1.09	500.00	OCAL
75 As	45	2	24,875.000	49.750	ppb	1.28	500.00	
78 Se	45	1	10,705.000	21.410	ppb	0.67	500.00	

ISTD Elements

Element	Tune	CPS Mean	RSD(%)	Ref Value	Rec(%)	QC Range(%)	Flag
45 Sc	1	2685737	1.47	2406051	111.6	30 - 125	
45 Sc	2	518685	0.59	441068	117.6	30 - 125	
72 Ge	1	569140	2.23	535739	106.2	30 - 125	
72 Ge	2	214362	0.86	185742	115.4	30 - 125	
74 Ge	1	798776	2.21	752936	106.1	30 - 125	
74 Ge	2	310145	0.70	274587	112.9	30 - 125	
115 In	1	2470914	1.55	2300271	107.4	30 - 125	
115 In	2	1128801	0.70	973092	116.0	30 - 125	

Tune File# 1 C:\ICPCHEM\1\7500\h2.u
Tune File# 2 C:\ICPCHEM\1\7500\he.u
Tune File# 3 C:\ICPCHEM\1\7500\

ISTD Ref File : C:\ICPCHEM\1\DATA\wg250196.b\003CALB.D\003CALB.D#

1 :Element Failures
0 :ISTD Failures
0 :Max. Number of Failures Allowed
0 :Max. Number of ISTD Failures Allowed

Sample QC Report

Data File: C:\ICPCHEM\1\DATA\wg250196.b\018SMPL.D\018SMPL.D#
Date Acquired: Aug 21 2008 10:05 am
Acq. Method: T126020D.M
Operator:
Sample Name: L70791-01MSD
Misc Info:
Vial Number: 3406
Current Method: C:\ICPCHEM\1\METHODS\T126020D.M
Calibration File: C:\ICPCHEM\1\CALIB\T126020D.C
Last Cal. Update: Aug 21 2008 09:11 am
Sample Type: Sample
Dilution Factor: 500.00
Autodil Factor: Undiluted
Final Dil Factor: 500.00

Data Results:

Analytes: Fail
ISTD: Pass

QC Elements

Element	IS Ref	Tune	Corr Conc	Raw Conc	Units	RSD(%)	High Limit	Flag
51 V	45	2	70,100.000	140.200	ppb	0.14	200.00	
52 Cr	45	2	31,690.000	63.380	ppb	0.42	200.00	
60 Ni	45	2	31,860.000	63.720	ppb	0.56	500.00	
63 Cu	45	2	###########	1101.000	ppb	0.34	500.00	OCAL
75 As	45	2	25,355.000	50.710	ppb	0.11	500.00	
78 Se	45	1	10,860.000	21.720	ppb	0.50	500.00	

ISTD Elements

Element	Tune	CPS Mean	RSD(%)	Ref Value	Rec(%)	QC Range(%)	Flag
45 Sc	1	2457203	0.18	2406051	102.1	30 - 125	
45 Sc	2	470926	0.84	441068	106.8	30 - 125	
72 Ge	1	524476	1.68	535739	97.9	30 - 125	
72 Ge	2	196983	1.16	185742	106.1	30 - 125	
74 Ge	1	737456	1.67	752936	97.9	30 - 125	
74 Ge	2	285731	1.28	274587	104.1	30 - 125	
115 In	1	2261349	0.65	2300271	98.3	30 - 125	
115 In	2	1026171	1.30	973092	105.5	30 - 125	

Tune File# 1 C:\ICPCHEM\1\7500\h2.u
Tune File# 2 C:\ICPCHEM\1\7500\he.u
Tune File# 3 C:\ICPCHEM\1\7500\

ISTD Ref File : C:\ICPCHEM\1\DATA\wg250196.b\003CALB.D\003CALB.D#

1 :Element Failures
0 :ISTD Failures
0 :Max. Number of Failures Allowed
0 :Max. Number of ISTD Failures Allowed

Sample QC Report

Data File: C:\ICPCHEM\1\DATA\wg250196.b\019SMPL.D\019SMPL.D#
Date Acquired: Aug 21 2008 10:10 am
Acq. Method: T126020D.M
Operator:
Sample Name: L70791-05
Misc Info:
Vial Number: 3407
Current Method: C:\ICPCHEM\1\METHODS\T126020D.M
Calibration File: C:\ICPCHEM\1\CALIB\T126020D.C
Last Cal. Update: Aug 21 2008 09:11 am
Sample Type: Sample
Dilution Factor: 500.00
Autodil Factor: Undiluted
Final Dil Factor: 500.00

Data Results:

Analytes: Fail
ISTD: Pass

QC Elements

Element	IS Ref	Tune	Corr Conc	Raw Conc	Units	RSD(%)	High Limit	Flag
51 V	45	2	43,320.000	86.640	ppb	0.79	200.00	
52 Cr	45	2	8,150.000	16.300	ppb	0.44	200.00	
60 Ni	45	2	6,585.000	13.170	ppb	0.46	500.00	
63 Cu	45	2	###########	3141.000	ppb	0.90	500.00	OCAL
75 As	45	2	5,165.000	10.330	ppb	1.10	500.00	
78 Se	45	1	1,342.000	2.684	ppb	2.21	500.00	

ISTD Elements

Element	Tune	CPS Mean	RSD(%)	Ref Value	Rec(%)	QC Range(%)	Flag
45 Sc	1	2488934	0.47	2406051	103.4	30 - 125	
45 Sc	2	500807	0.68	441068	113.5	30 - 125	
72 Ge	1	532520	1.48	535739	99.4	30 - 125	
72 Ge	2	208500	0.59	185742	112.3	30 - 125	
74 Ge	1	749095	1.62	752936	99.5	30 - 125	
74 Ge	2	300072	0.36	274587	109.3	30 - 125	
115 In	1	2295156	0.58	2300271	99.8	30 - 125	
115 In	2	1074955	0.47	973092	110.5	30 - 125	

Tune File# 1 C:\ICPCHEM\1\7500\h2.u
Tune File# 2 C:\ICPCHEM\1\7500\he.u
Tune File# 3 C:\ICPCHEM\1\7500\

ISTD Ref File : C:\ICPCHEM\1\DATA\wg250196.b\003CALB.D\003CALB.D#

1 :Element Failures
0 :ISTD Failures

0 :Max. Number of Failures Allowed
0 :Max. Number of ISTD Failures Allowed

Sample QC Report

Data File: C:\ICPCHEM\1\DATA\wg250196.b\020SMPL.D\020SMPL.D#
Date Acquired: Aug 21 2008 10:15 am
Acq. Method: T126020D.M
Operator:
Sample Name: L70791-06
Misc Info:
Vial Number: 3408
Current Method: C:\ICPCHEM\1\METHODS\T126020D.M
Calibration File: C:\ICPCHEM\1\CALIB\T126020D.C
Last Cal. Update: Aug 21 2008 09:11 am
Sample Type: Sample
Dilution Factor: 505.00
Autodil Factor: Undiluted
Final Dil Factor: 505.00

Data Results:

Analytes: Fail
ISTD: Pass

QC Elements

Element	IS Ref	Tune	Corr Conc	Raw Conc	Units	RSD(%)	High Limit	Flag
51 V	45	2	33,966.300	67.260	ppb	0.68	200.00	
52 Cr	45	2	6,287.250	12.450	ppb	0.75	200.00	
60 Ni	45	2	3,891.530	7.706	ppb	0.67	500.00	
63 Cu	45	2	###########	615.300	ppb	0.94	500.00	OCAL
75 As	45	2	3,155.745	6.249	ppb	1.34	500.00	
78 Se	45	1	157.510	0.312	ppb	6.34	500.00	

ISTD Elements

Element	Tune	CPS Mean	RSD(%)	Ref Value	Rec(%)	QC Range(%)	Flag
45 Sc	1	2774307	0.78	2406051	115.3	30 - 125	
45 Sc	2	550138	0.59	441068	124.7	30 - 125	
72 Ge	1	583213	1.65	535739	108.9	30 - 125	
72 Ge	2	224469	0.41	185742	120.8	30 - 125	
74 Ge	1	817224	1.61	752936	108.5	30 - 125	
74 Ge	2	324450	0.59	274587	118.2	30 - 125	
115 In	1	2533445	0.63	2300271	110.1	30 - 125	
115 In	2	1176116	1.42	973092	120.9	30 - 125	

Tune File# 1 C:\ICPCHEM\1\7500\h2.u
Tune File# 2 C:\ICPCHEM\1\7500\he.u
Tune File# 3 C:\ICPCHEM\1\7500\

ISTD Ref File : C:\ICPCHEM\1\DATA\wg250196.b\003CALB.D\003CALB.D#

1 :Element Failures
0 :ISTD Failures
0 :Max. Number of Failures Allowed
0 :Max. Number of ISTD Failures Allowed

Continuing Calibration Verification (CCV) QC Report

Data File: C:\ICPCHEM\1\DATA\wg250196.b\021_CCV.D\021_CCV.D#
Date Acquired: Aug 21 2008 10:20 am
Operator:
Sample Name: CCV
Misc Info:
Vial Number: 1107
Current Method: C:\ICPCHEM\1\METHODS\T126020D.M
Calibration File: C:\ICPCHEM\1\CALIB\T126020D.C
Last Cal Update: Aug 21 2008 09:11 am
Sample Type: CCV
Total Dil Factor: 1.00

Data Results:
Analytes: Pass
ISTD: Pass

QC Elements

Element	IS Ref	Tune	Conc. ppb	RSD(%)	Expected	Rec(%)	QC Range(%)	Flag
51 V	45	2	50.830	0.55	50.00	101.7	89 - 110	
52 Cr	45	2	52.550	0.51	50.00	105.1	89 - 110	
60 Ni	45	2	52.110	0.46	50.00	104.2	89 - 110	
63 Cu	45	2	54.030	0.75	50.00	108.1	89 - 110	
75 As	45	2	51.620	0.34	50.00	103.2	89 - 110	
78 Se	45	1	50.110	0.51	50.00	100.2	89 - 110	

ISTD Elements

Element	Tune	CPS Mean	RSD(%)	Ref Value	Rec(%)	QC Range(%)	Flag
45 Sc	1	2586333	1.17	2406051	107.5	30 - 125	
45 Sc	2	500013	0.16	441068	113.4	30 - 125	
72 Ge	1	582863	1.52	535739	108.8	30 - 125	
72 Ge	2	212363	0.47	185742	114.3	30 - 125	
74 Ge	1	822518	1.84	752936	109.2	30 - 125	
74 Ge	2	313608	0.49	274587	114.2	30 - 125	
115 In	1	2478232	1.30	2300271	107.7	30 - 125	
115 In	2	1127769	0.97	973092	115.9	30 - 125	

Tune File# 1 C:\ICPCHEM\1\7500\h2.u
Tune File# 2 C:\ICPCHEM\1\7500\he.u
Tune File# 3 C:\ICPCHEM\1\7500\

ISTD Ref File : C:\ICPCHEM\1\DATA\wg250196.b\003CALB.D\003CALB.D#

0 :Element Failures
0 :ISTD Failures
0 :Max. Number of Failures Allowed
0 :Max. Number of ISTD Failures Allowed

Continuing Calibration Blank (CCB) QC Report

Data File: C:\ICPCHEM\1\DATA\wg250196.b\022_CCB.D\022_CCB.D#
Date Acquired: Aug 21 2008 10:25 am
Operator:
Sample Name: CCB
Misc Info:
Vial Number: 1102
Current Method: C:\ICPCHEM\1\METHODS\T126020D.M
Calibration File: C:\ICPCHEM\1\CALIB\T126020D.C
Last Cal Update: Aug 21 2008 09:11 am
Sample Type: CCB
Total Dil Factor: 1.00

Data Results:
Analytes: Fail
ISTD: Pass

QC Elements

Element	IS Ref	Tune	Conc.	RSD(%)	High Limit	Flag
51 V	45	2	-0.183 ppb	10.85	0.600	
52 Cr	45	2	0.042 ppb	53.46	0.300	
60 Ni	45	2	0.054 ppb	20.15	1.800	
63 Cu	45	2	0.189 ppb	14.84	1.500	
75 As	45	2	0.072 ppb	52.59	1.500	
78 Se	45	1	0.397 ppb	128.41	0.300	Fail

ISTD Elements

Element	Tune	CPS Mean	RSD(%)	Ref Value	Rec(%)	QC Range(%)	Flag
45 Sc	1	2483396	2.05	2406051	103.2	30 - 125	
45 Sc	2	480794	0.39	441068	109.0	30 - 125	
72 Ge	1	553727	1.51	535739	103.4	30 - 125	
72 Ge	2	205457	0.40	185742	110.6	30 - 125	
74 Ge	1	779227	1.65	752936	103.5	30 - 125	
74 Ge	2	303164	0.42	274587	110.4	30 - 125	
115 In	1	2362211	2.35	2300271	102.7	30 - 125	
115 In	2	1067400	0.89	973092	109.7	30 - 125	

Tune File# 1 C:\ICPCHEM\1\7500\h2.u
Tune File# 2 C:\ICPCHEM\1\7500\he.u
Tune File# 3 C:\ICPCHEM\1\7500\

ISTD Ref File : C:\ICPCHEM\1\DATA\wg250196.b\003CALB.D\003CALB.D#

1 :Element Failures
0 :ISTD Failures
0 :Max. Number of Failures Allowed
0 :Max. Number of ISTD Failures Allowed

Sample QC Report

Data File: C:\ICPCHEM\1\DATA\wg250196.b\023SMPL.D\023SMPL.D#
Date Acquired: Aug 21 2008 10:31 am
Acq. Method: T126020D.M
Operator:
Sample Name: L70791-07
Misc Info:
Vial Number: 3409
Current Method: C:\ICPCHEM\1\METHODS\T126020D.M
Calibration File: C:\ICPCHEM\1\CALIB\T126020D.C
Last Cal. Update: Aug 21 2008 09:11 am
Sample Type: Sample
Dilution Factor: 505.00
Autodil Factor: Undiluted
Final Dil Factor: 505.00

Data Results:

Analytes: Fail
ISTD: Pass

QC Elements

Element	IS Ref	Tune	Corr Conc	Raw Conc	Units	RSD(%)	High Limit	Flag
51 V	45	2	58,277.000	115.400	ppb	0.72	200.00	
52 Cr	45	2	7,388.150	14.630	ppb	0.55	200.00	
60 Ni	45	2	7,923.450	15.690	ppb	0.57	500.00	
63 Cu	45	2	###########	1085.000	ppb	1.00	500.00	OCAL
75 As	45	2	1,923.545	3.809	ppb	1.54	500.00	
78 Se	45	1	268.761	0.532	ppb	24.39	500.00	

ISTD Elements

Element	Tune	CPS Mean	RSD(%)	Ref Value	Rec(%)	QC Range(%)	Flag
45 Sc	1	2663709	1.00	2406051	110.7	30 - 125	
45 Sc	2	539400	0.73	441068	122.3	30 - 125	
72 Ge	1	557333	1.18	535739	104.0	30 - 125	
72 Ge	2	220321	0.46	185742	118.6	30 - 125	
74 Ge	1	781165	1.31	752936	103.7	30 - 125	
74 Ge	2	318725	0.64	274587	116.1	30 - 125	
115 In	1	2436180	1.18	2300271	105.9	30 - 125	
115 In	2	1164993	1.42	973092	119.7	30 - 125	

Tune File# 1 C:\ICPCHEM\1\7500\h2.u
Tune File# 2 C:\ICPCHEM\1\7500\he.u
Tune File# 3 C:\ICPCHEM\1\7500\

ISTD Ref File : C:\ICPCHEM\1\DATA\wg250196.b\003CALB.D\003CALB.D#

1 :Element Failures
0 :ISTD Failures
0 :Max. Number of Failures Allowed
0 :Max. Number of ISTD Failures Allowed

Sample QC Report

Data File: C:\ICPCHEM\1\DATA\wg250196.b\024SMPL.D\024SMPL.D#
Date Acquired: Aug 21 2008 10:36 am
Acq. Method: T126020D.M
Operator:
Sample Name: L70791-08
Misc Info:
Vial Number: 3410
Current Method: C:\ICPCHEM\1\METHODS\T126020D.M
Calibration File: C:\ICPCHEM\1\CALIB\T126020D.C
Last Cal. Update: Aug 21 2008 09:11 am
Sample Type: Sample
Dilution Factor: 500.00
Autodil Factor: Undiluted
Final Dil Factor: 500.00

Data Results:

Analytes: Pass
ISTD: Fail

QC Elements

Element	IS Ref	Tune	Corr Conc	Raw Conc	Units	RSD(%)	High Limit	Flag
51 V	45	2	54,950.000	109.900	ppb	0.60	200.00	
52 Cr	45	2	6,705.000	13.410	ppb	0.45	200.00	
60 Ni	45	2	9,950.000	19.900	ppb	0.21	500.00	
63 Cu	45	2	###########	273.000	ppb	0.96	500.00	
75 As	45	2	1,271.000	2.542	ppb	1.82	500.00	
78 Se	45	1	60.150	0.120	ppb	10.24	500.00	

ISTD Elements

Element	Tune	CPS Mean	RSD(%)	Ref Value	Rec(%)	QC Range(%)	Flag
45 Sc	1	2769706	0.66	2406051	115.1	30 - 125	
45 Sc	2	557459	0.91	441068	126.4	30 - 125	IS Fail
72 Ge	1	585139	2.10	535739	109.2	30 - 125	
72 Ge	2	226609	0.45	185742	122.0	30 - 125	
74 Ge	1	819874	2.07	752936	108.9	30 - 125	
74 Ge	2	326355	0.34	274587	118.9	30 - 125	
115 In	1	2551367	1.50	2300271	110.9	30 - 125	
115 In	2	1180823	0.68	973092	121.3	30 - 125	

Tune File# 1 C:\ICPCHEM\1\7500\h2.u
Tune File# 2 C:\ICPCHEM\1\7500\he.u
Tune File# 3 C:\ICPCHEM\1\7500\

ISTD Ref File : C:\ICPCHEM\1\DATA\wg250196.b\003CALB.D\003CALB.D#

0 :Element Failures
1 :ISTD Failures

0 :Max. Number of Failures Allowed
0 :Max. Number of ISTD Failures Allowed

Sample QC Report

Data File: C:\ICPCHEM\1\DATA\wg250196.b\025SMPL.D\025SMPL.D#
Date Acquired: Aug 21 2008 10:41 am
Acq. Method: T126020D.M
Operator:
Sample Name: L70791-09
Misc Info:
Vial Number: 3411
Current Method: C:\ICPCHEM\1\METHODS\T126020D.M
Calibration File: C:\ICPCHEM\1\CALIB\T126020D.C
Last Cal. Update: Aug 21 2008 09:11 am
Sample Type: Sample
Dilution Factor: 500.00
Autodil Factor: Undiluted
Final Dil Factor: 500.00

Data Results:

Analytes: Fail
ISTD: Pass

QC Elements

Element	IS Ref	Tune	Corr Conc	Raw Conc	Units	RSD(%)	High Limit	Flag
51 V	45	2	47,980.000	95.960	ppb	0.20	200.00	
52 Cr	45	2	6,795.000	13.590	ppb	0.45	200.00	
60 Ni	45	2	7,710.000	15.420	ppb	0.22	500.00	
63 Cu	45	2	###########	1070.000	ppb	0.97	500.00	OCAL
75 As	45	2	3,157.500	6.315	ppb	1.62	500.00	
78 Se	45	1	276.200	0.552	ppb	6.47	500.00	

ISTD Elements

Element	Tune	CPS Mean	RSD(%)	Ref Value	Rec(%)	QC Range(%)	Flag
45 Sc	1	2643884	0.44	2406051	109.9	30 - 125	
45 Sc	2	520078	0.69	441068	117.9	30 - 125	
72 Ge	1	563130	1.09	535739	105.1	30 - 125	
72 Ge	2	214776	0.20	185742	115.6	30 - 125	
74 Ge	1	790413	1.19	752936	105.0	30 - 125	
74 Ge	2	311000	0.24	274587	113.3	30 - 125	
115 In	1	2422174	0.12	2300271	105.3	30 - 125	
115 In	2	1119579	0.74	973092	115.1	30 - 125	

Tune File# 1 C:\ICPCHEM\1\7500\h2.u
Tune File# 2 C:\ICPCHEM\1\7500\he.u
Tune File# 3 C:\ICPCHEM\1\7500\

ISTD Ref File : C:\ICPCHEM\1\DATA\wg250196.b\003CALB.D\003CALB.D#

1 :Element Failures
0 :ISTD Failures

0 :Max. Number of Failures Allowed
0 :Max. Number of ISTD Failures Allowed

Sample QC Report

Data File: C:\ICPCHEM\1\DATA\wg250196.b\026SMPL.D\026SMPL.D#
Date Acquired: Aug 21 2008 10:46 am
Acq. Method: T126020D.M
Operator:
Sample Name: L70791-11
Misc Info:
Vial Number: 3412
Current Method: C:\ICPCHEM\1\METHODS\T126020D.M
Calibration File: C:\ICPCHEM\1\CALIB\T126020D.C
Last Cal. Update: Aug 21 2008 09:11 am
Sample Type: Sample
Dilution Factor: 500.00
Autodil Factor: Undiluted
Final Dil Factor: 500.00

Data Results:

Analytes: Fail
ISTD: Pass

QC Elements

Element	IS Ref	Tune	Corr Conc	Raw Conc	Units	RSD(%)	High Limit	Flag
51 V	45	2	45,340.000	90.680	ppb	0.27	200.00	
52 Cr	45	2	6,495.000	12.990	ppb	0.21	200.00	
60 Ni	45	2	9,120.000	18.240	ppb	0.28	500.00	
63 Cu	45	2	###########	2062.000	ppb	0.34	500.00	OCAL
75 As	45	2	1,791.000	3.582	ppb	1.32	500.00	
78 Se	45	1	267.700	0.535	ppb	2.07	500.00	

ISTD Elements

Element	Tune	CPS Mean	RSD(%)	Ref Value	Rec(%)	QC Range(%)	Flag
45 Sc	1	2595772	1.10	2406051	107.9	30 - 125	
45 Sc	2	523570	0.71	441068	118.7	30 - 125	
72 Ge	1	551250	1.96	535739	102.9	30 - 125	
72 Ge	2	216025	0.46	185742	116.3	30 - 125	
74 Ge	1	774188	1.91	752936	102.8	30 - 125	
74 Ge	2	312949	0.28	274587	114.0	30 - 125	
115 In	1	2373723	0.62	2300271	103.2	30 - 125	
115 In	2	1131321	0.39	973092	116.3	30 - 125	

Tune File# 1 C:\ICPCHEM\1\7500\h2.u
Tune File# 2 C:\ICPCHEM\1\7500\he.u
Tune File# 3 C:\ICPCHEM\1\7500\

ISTD Ref File : C:\ICPCHEM\1\DATA\wg250196.b\003CALB.D\003CALB.D#

1 :Element Failures
0 :ISTD Failures

0 :Max. Number of Failures Allowed
0 :Max. Number of ISTD Failures Allowed

Sample QC Report

Data File: C:\ICPCHEM\1\DATA\wg250196.b\027SMPL.D\027SMPL.D#
Date Acquired: Aug 21 2008 10:51 am
Acq. Method: T126020D.M
Operator:
Sample Name: L70791-11SDL
Misc Info:
Vial Number: 3501
Current Method: C:\ICPCHEM\1\METHODS\T126020D.M
Calibration File: C:\ICPCHEM\1\CALIB\T126020D.C
Last Cal. Update: Aug 21 2008 09:11 am
Sample Type: Sample
Dilution Factor: 500.00
Autodil Factor: Undiluted
Final Dil Factor: 500.00

Data Results:

Analytes: Pass
ISTD: Pass

QC Elements

Element	IS Ref	Tune	Corr Conc	Raw Conc	Units	RSD(%)	High Limit	Flag
51 V	45	2	9,075.000	18.150	ppb	2.01	200.00	
52 Cr	45	2	1,317.000	2.634	ppb	1.72	200.00	
60 Ni	45	2	1,888.500	3.777	ppb	1.56	500.00	
63 Cu	45	2	###########	439.300	ppb	2.64	500.00	
75 As	45	2	314.000	0.628	ppb	6.65	500.00	
78 Se	45	1	32.120	0.064	ppb	18.01	500.00	

ISTD Elements

Element	Tune	CPS Mean	RSD(%)	Ref Value	Rec(%)	QC Range(%)	Flag
45 Sc	1	2789849	1.42	2406051	116.0	30 - 125	
45 Sc	2	551047	2.91	441068	124.9	30 - 125	
72 Ge	1	616828	2.20	535739	115.1	30 - 125	
72 Ge	2	231576	2.35	185742	124.7	30 - 125	
74 Ge	1	867389	2.17	752936	115.2	30 - 125	
74 Ge	2	340408	2.40	274587	124.0	30 - 125	
115 In	1	2591921	1.22	2300271	112.7	30 - 125	
115 In	2	1206247	3.23	973092	124.0	30 - 125	

Tune File# 1 C:\ICPCHEM\1\7500\h2.u
Tune File# 2 C:\ICPCHEM\1\7500\he.u
Tune File# 3 C:\ICPCHEM\1\7500\

ISTD Ref File : C:\ICPCHEM\1\DATA\wg250196.b\003CALB.D\003CALB.D#

0 :Element Failures
0 :ISTD Failures

0 :Max. Number of Failures Allowed
0 :Max. Number of ISTD Failures Allowed

Sample QC Report

Data File: C:\ICPCHEM\1\DATA\wg250196.b\028SMPL.D\028SMPL.D#
Date Acquired: Aug 21 2008 10:56 am
Acq. Method: T126020D.M
Operator:
Sample Name: L70791-13
Misc Info:
Vial Number: 3502
Current Method: C:\ICPCHEM\1\METHODS\T126020D.M
Calibration File: C:\ICPCHEM\1\CALIB\T126020D.C
Last Cal. Update: Aug 21 2008 09:11 am
Sample Type: Sample
Dilution Factor: 500.00
Autodil Factor: Undiluted
Final Dil Factor: 500.00

Data Results:

Analytes: Fail
ISTD: Pass

QC Elements

Element	IS Ref	Tune	Corr Conc	Raw Conc	Units	RSD(%)	High Limit	Flag
51 V	45	2	63,550.000	127.100	ppb	0.65	200.00	
52 Cr	45	2	8,325.000	16.650	ppb	1.30	200.00	
60 Ni	45	2	10,260.000	20.520	ppb	0.97	500.00	
63 Cu	45	2	###########	673.500	ppb	1.14	500.00	OCAL
75 As	45	2	1,998.500	3.997	ppb	3.15	500.00	
78 Se	45	1	157.200	0.314	ppb	2.04	500.00	

ISTD Elements

Element	Tune	CPS Mean	RSD(%)	Ref Value	Rec(%)	QC Range(%)	Flag
45 Sc	1	2671249	1.10	2406051	111.0	30 - 125	
45 Sc	2	517595	1.68	441068	117.4	30 - 125	
72 Ge	1	559563	2.02	535739	104.4	30 - 125	
72 Ge	2	212146	1.81	185742	114.2	30 - 125	
74 Ge	1	784843	2.06	752936	104.2	30 - 125	
74 Ge	2	306012	1.58	274587	111.4	30 - 125	
115 In	1	2430817	1.54	2300271	105.7	30 - 125	
115 In	2	1099727	2.10	973092	113.0	30 - 125	

Tune File# 1 C:\ICPCHEM\1\7500\h2.u
Tune File# 2 C:\ICPCHEM\1\7500\he.u
Tune File# 3 C:\ICPCHEM\1\7500\

ISTD Ref File : C:\ICPCHEM\1\DATA\wg250196.b\003CALB.D\003CALB.D#

1 :Element Failures
0 :ISTD Failures
0 :Max. Number of Failures Allowed
0 :Max. Number of ISTD Failures Allowed

Sample QC Report

Data File: C:\ICPCHEM\1\DATA\wg250196.b\029SMPL.D\029SMPL.D#
Date Acquired: Aug 21 2008 11:01 am
Acq. Method: T126020D.M
Operator:
Sample Name: L70791-14
Misc Info:
Vial Number: 3503
Current Method: C:\ICPCHEM\1\METHODS\T126020D.M
Calibration File: C:\ICPCHEM\1\CALIB\T126020D.C
Last Cal. Update: Aug 21 2008 09:11 am
Sample Type: Sample
Dilution Factor: 500.00
Autodil Factor: Undiluted
Final Dil Factor: 500.00

Data Results:

Analytes: Pass
ISTD: Pass

QC Elements

Element	IS Ref	Tune	Corr Conc	Raw Conc	Units	RSD(%)	High Limit	Flag
51 V	45	2	74,450.000	148.900	ppb	1.04	200.00	
52 Cr	45	2	8,895.000	17.790	ppb	0.66	200.00	
60 Ni	45	2	9,610.000	19.220	ppb	0.33	500.00	
63 Cu	45	2	###########	241.800	ppb	1.89	500.00	
75 As	45	2	1,166.500	2.333	ppb	3.05	500.00	
78 Se	45	1	42.205	0.084	ppb	16.97	500.00	

ISTD Elements

Element	Tune	CPS Mean	RSD(%)	Ref Value	Rec(%)	QC Range(%)	Flag
45 Sc	1	2733845	2.98	2406051	113.6	30 - 125	
45 Sc	2	530139	1.87	441068	120.2	30 - 125	
72 Ge	1	578101	4.16	535739	107.9	30 - 125	
72 Ge	2	219510	1.53	185742	118.2	30 - 125	
74 Ge	1	788825	1.31	752936	104.8	30 - 125	
74 Ge	2	314990	1.26	274587	114.7	30 - 125	
115 In	1	2488262	3.01	2300271	108.2	30 - 125	
115 In	2	1109895	1.46	973092	114.1	30 - 125	

Tune File# 1 C:\ICPCHEM\1\7500\h2.u
Tune File# 2 C:\ICPCHEM\1\7500\he.u
Tune File# 3 C:\ICPCHEM\1\7500\

ISTD Ref File : C:\ICPCHEM\1\DATA\wg250196.b\003CALB.D\003CALB.D#

0 :Element Failures
0 :ISTD Failures

0 :Max. Number of Failures Allowed
0 :Max. Number of ISTD Failures Allowed

Sample QC Report

Data File: C:\ICPCHEM\1\DATA\wg250196.b\030SMPL.D\030SMPL.D#
Date Acquired: Aug 21 2008 11:06 am
Acq. Method: T126020D.M
Operator:
Sample Name: L70791-15
Misc Info:
Vial Number: 3504
Current Method: C:\ICPCHEM\1\METHODS\T126020D.M
Calibration File: C:\ICPCHEM\1\CALIB\T126020D.C
Last Cal. Update: Aug 21 2008 09:11 am
Sample Type: Sample
Dilution Factor: 500.00
Autodil Factor: Undiluted
Final Dil Factor: 500.00

Data Results:

Analytes: Fail
ISTD: Pass

QC Elements

Element	IS Ref	Tune	Corr Conc	Raw Conc	Units	RSD(%)	High Limit	Flag
51 V	45	2	59,100.000	118.200	ppb	0.32	200.00	
52 Cr	45	2	7,795.000	15.590	ppb	0.42	200.00	
60 Ni	45	2	9,975.000	19.950	ppb	0.40	500.00	
63 Cu	45	2	###########	697.200	ppb	0.81	500.00	OCAL
75 As	45	2	2,196.500	4.393	ppb	0.72	500.00	
78 Se	45	1	335.250	0.671	ppb	7.63	500.00	

ISTD Elements

Element	Tune	CPS Mean	RSD(%)	Ref Value	Rec(%)	QC Range(%)	Flag
45 Sc	1	2801780	3.58	2406051	116.4	30 - 125	
45 Sc	2	549200	0.44	441068	124.5	30 - 125	
72 Ge	1	581541	2.17	535739	108.5	30 - 125	
72 Ge	2	222079	0.03	185742	119.6	30 - 125	
74 Ge	1	814052	2.30	752936	108.1	30 - 125	
74 Ge	2	318475	0.21	274587	116.0	30 - 125	
115 In	1	2514349	3.68	2300271	109.3	30 - 125	
115 In	2	1148003	1.22	973092	118.0	30 - 125	

Tune File# 1 C:\ICPCHEM\1\7500\h2.u
Tune File# 2 C:\ICPCHEM\1\7500\he.u
Tune File# 3 C:\ICPCHEM\1\7500\

ISTD Ref File : C:\ICPCHEM\1\DATA\wg250196.b\003CALB.D\003CALB.D#

1 :Element Failures
0 :ISTD Failures
0 :Max. Number of Failures Allowed
0 :Max. Number of ISTD Failures Allowed

Sample QC Report

Data File: C:\ICPCHEM\1\DATA\wg250196.b\031SMPL.D\031SMPL.D#
Date Acquired: Aug 21 2008 11:11 am
Acq. Method: T126020D.M
Operator:
Sample Name: L70791-16
Misc Info:
Vial Number: 3505
Current Method: C:\ICPCHEM\1\METHODS\T126020D.M
Calibration File: C:\ICPCHEM\1\CALIB\T126020D.C
Last Cal. Update: Aug 21 2008 09:11 am
Sample Type: Sample
Dilution Factor: 500.00
Autodil Factor: Undiluted
Final Dil Factor: 500.00

Data Results:

Analytes: Pass
ISTD: Pass

QC Elements

Element	IS Ref	Tune	Corr Conc	Raw Conc	Units	RSD(%)	High Limit	Flag
51 V	45	2	44,225.000	88.450	ppb	0.13	200.00	
52 Cr	45	2	5,440.000	10.880	ppb	0.41	200.00	
60 Ni	45	2	8,365.000	16.730	ppb	0.30	500.00	
63 Cu	45	2	29,095.000	58.190	ppb	0.26	500.00	
75 As	45	2	902.500	1.805	ppb	0.80	500.00	
78 Se	45	1	55.900	0.112	ppb	10.01	500.00	

ISTD Elements

Element	Tune	CPS Mean	RSD(%)	Ref Value	Rec(%)	QC Range(%)	Flag
45 Sc	1	2565505	4.69	2406051	106.6	30 - 125	
45 Sc	2	516257	0.60	441068	117.0	30 - 125	
72 Ge	1	540774	3.12	535739	100.9	30 - 125	
72 Ge	2	211642	0.47	185742	113.9	30 - 125	
74 Ge	1	758537	3.46	752936	100.7	30 - 125	
74 Ge	2	304968	0.23	274587	111.1	30 - 125	
115 In	1	2311807	4.26	2300271	100.5	30 - 125	
115 In	2	1085755	0.69	973092	111.6	30 - 125	

Tune File# 1 C:\ICPCHEM\1\7500\h2.u
Tune File# 2 C:\ICPCHEM\1\7500\he.u
Tune File# 3 C:\ICPCHEM\1\7500\

ISTD Ref File : C:\ICPCHEM\1\DATA\wg250196.b\003CALB.D\003CALB.D#

0 :Element Failures
0 :ISTD Failures

0 :Max. Number of Failures Allowed
0 :Max. Number of ISTD Failures Allowed

Sample QC Report

Data File: C:\ICPCHEM\1\DATA\wg250196.b\032SMPL.D\032SMPL.D#
Date Acquired: Aug 21 2008 11:16 am
Acq. Method: T126020D.M
Operator:
Sample Name: L70791-17
Misc Info:
Vial Number: 3506
Current Method: C:\ICPCHEM\1\METHODS\T126020D.M
Calibration File: C:\ICPCHEM\1\CALIB\T126020D.C
Last Cal. Update: Aug 21 2008 09:11 am
Sample Type: Sample
Dilution Factor: 500.00
Autodil Factor: Undiluted
Final Dil Factor: 500.00

Data Results:
Analytes: Fail
ISTD: Pass

QC Elements

Element	IS Ref	Tune	Corr Conc	Raw Conc	Units	RSD(%)	High Limit	Flag
51 V	45	2	44,195.000	88.390	ppb	0.90	200.00	
52 Cr	45	2	6,250.000	12.500	ppb	0.80	200.00	
60 Ni	45	2	7,705.000	15.410	ppb	0.33	500.00	
63 Cu	45	2	###########	3075.000	ppb	0.15	500.00	OCAL
75 As	45	2	3,064.500	6.129	ppb	2.45	500.00	
78 Se	45	1	560.500	1.121	ppb	3.30	500.00	

ISTD Elements

Element	Tune	CPS Mean	RSD(%)	Ref Value	Rec(%)	QC Range(%)	Flag
45 Sc	1	2434157	0.41	2406051	101.2	30 - 125	
45 Sc	2	492643	3.10	441068	111.7	30 - 125	
72 Ge	1	516418	1.13	535739	96.4	30 - 125	
72 Ge	2	202706	2.88	185742	109.1	30 - 125	
74 Ge	1	721956	1.30	752936	95.9	30 - 125	
74 Ge	2	293470	2.87	274587	106.9	30 - 125	
115 In	1	2213984	0.73	2300271	96.2	30 - 125	
115 In	2	1039116	4.02	973092	106.8	30 - 125	

Tune File# 1 C:\ICPCHEM\1\7500\h2.u
Tune File# 2 C:\ICPCHEM\1\7500\he.u
Tune File# 3 C:\ICPCHEM\1\7500\

ISTD Ref File : C:\ICPCHEM\1\DATA\wg250196.b\003CALB.D\003CALB.D#

1 :Element Failures
0 :ISTD Failures
0 :Max. Number of Failures Allowed
0 :Max. Number of ISTD Failures Allowed

Continuing Calibration Verification (CCV) QC Report

Data File: C:\ICPCHEM\1\DATA\wg250196.b\033_CCV.D\033_CCV.D#
Date Acquired: Aug 21 2008 11:21 am
Operator:
Sample Name: CCV
Misc Info:
Vial Number: 1107
Current Method: C:\ICPCHEM\1\METHODS\T126020D.M
Calibration File: C:\ICPCHEM\1\CALIB\T126020D.C
Last Cal Update: Aug 21 2008 09:11 am
Sample Type: CCV
Total Dil Factor: 1.00

Data Results:
Analytes: Fail
ISTD: Pass

QC Elements

Element	IS Ref	Tune	Conc. ppb	RSD(%)	Expected	Rec(%)	QC Range(%)	Flag
51 V	45	2	52.350	1.24	50.00	104.7	89 - 110	
52 Cr	45	2	54.050	1.75	50.00	108.1	89 - 110	
60 Ni	45	2	53.670	1.61	50.00	107.3	89 - 110	
63 Cu	45	2	63.420	6.62	50.00	126.8	89 - 110	Fail
75 As	45	2	52.650	1.77	50.00	105.3	89 - 110	
78 Se	45	1	48.480	0.77	50.00	97.0	89 - 110	

ISTD Elements

Element	Tune	CPS Mean	RSD(%)	Ref Value	Rec(%)	QC Range(%)	Flag
45 Sc	1	2588937	0.58	2406051	107.6	30 - 125	
45 Sc	2	485482	2.29	441068	110.1	30 - 125	
72 Ge	1	578140	1.50	535739	107.9	30 - 125	
72 Ge	2	208365	2.15	185742	112.2	30 - 125	
74 Ge	1	814186	1.57	752936	108.1	30 - 125	
74 Ge	2	306487	2.19	274587	111.6	30 - 125	
115 In	1	2449907	0.97	2300271	106.5	30 - 125	
115 In	2	1077837	2.62	973092	110.8	30 - 125	

Tune File# 1 C:\ICPCHEM\1\7500\h2.u
Tune File# 2 C:\ICPCHEM\1\7500\he.u
Tune File# 3 C:\ICPCHEM\1\7500\

ISTD Ref File : C:\ICPCHEM\1\DATA\wg250196.b\003CALB.D\003CALB.D#

1 :Element Failures
0 :ISTD Failures
0 :Max. Number of Failures Allowed
0 :Max. Number of ISTD Failures Allowed

Continuing Calibration Blank (CCB) QC Report

Data File: C:\ICPCHEM\1\DATA\wg250196.b\034_CCB.D\034_CCB.D#
Date Acquired: Aug 21 2008 11:26 am
Operator:
Sample Name: CCB
Misc Info:
Vial Number: 1102
Current Method: C:\ICPCHEM\1\METHODS\T126020D.M
Calibration File: C:\ICPCHEM\1\CALIB\T126020D.C
Last Cal Update: Aug 21 2008 09:11 am
Sample Type: CCB
Total Dil Factor: 1.00

Data Results:
Analytes: Pass
ISTD: Pass

QC Elements

Element	IS Ref	Tune	Conc.	RSD(%)	High Limit	Flag
51 V	45	2	-0.247 ppb	1.98	0.600	
52 Cr	45	2	0.079 ppb	14.93	0.300	
60 Ni	45	2	0.084 ppb	16.51	1.800	
63 Cu	45	2	0.259 ppb	7.61	1.500	
75 As	45	2	0.092 ppb	18.82	1.500	
78 Se	45	1	0.158 ppb	6.27	0.300	

ISTD Elements

Element	Tune	CPS Mean	RSD(%)	Ref Value	Rec(%)	QC Range(%)	Flag
45 Sc	1	2140128	0.34	2406051	88.9	30 - 125	
45 Sc	2	431966	0.83	441068	97.9	30 - 125	
72 Ge	1	482705	0.89	535739	90.1	30 - 125	
72 Ge	2	185268	0.86	185742	99.7	30 - 125	
74 Ge	1	679615	0.94	752936	90.3	30 - 125	
74 Ge	2	272415	1.06	274587	99.2	30 - 125	
115 In	1	1989510	1.07	2300271	86.5	30 - 125	
115 In	2	939041	2.38	973092	96.5	30 - 125	

Tune File# 1 C:\ICPCHEM\1\7500\h2.u
Tune File# 2 C:\ICPCHEM\1\7500\he.u
Tune File# 3 C:\ICPCHEM\1\7500\

ISTD Ref File : C:\ICPCHEM\1\DATA\wg250196.b\003CALB.D\003CALB.D#

0 :Element Failures
0 :ISTD Failures

0 :Max. Number of Failures Allowed
0 :Max. Number of ISTD Failures Allowed

Sample QC Report

Data File: C:\ICPCHEM\1\DATA\wg250196.b\035SMPL.D\035SMPL.D#
Date Acquired: Aug 21 2008 11:31 am
Acq. Method: T126020D.M
Operator:
Sample Name: L70791-18
Misc Info:
Vial Number: 3507
Current Method: C:\ICPCHEM\1\METHODS\T126020D.M
Calibration File: C:\ICPCHEM\1\CALIB\T126020D.C
Last Cal. Update: Aug 21 2008 09:11 am
Sample Type: Sample
Dilution Factor: 500.00
Autodil Factor: Undiluted
Final Dil Factor: 500.00

Data Results:

Analytes: Fail
ISTD: Pass

QC Elements

Element	IS Ref	Tune	Corr Conc	Raw Conc	Units	RSD(%)	High Limit	Flag
51 V	45	2	37,205.000	74.410	ppb	0.90	200.00	
52 Cr	45	2	4,682.500	9.365	ppb	1.36	200.00	
60 Ni	45	2	7,125.000	14.250	ppb	0.73	500.00	
63 Cu	45	2	###########	1227.000	ppb	1.17	500.00	OCAL
75 As	45	2	2,099.000	4.198	ppb	0.38	500.00	
78 Se	45	1	184.250	0.369	ppb	5.97	500.00	

ISTD Elements

Element	Tune	CPS Mean	RSD(%)	Ref Value	Rec(%)	QC Range(%)	Flag
45 Sc	1	2341092	1.04	2406051	97.3	30 - 125	
45 Sc	2	485687	1.08	441068	110.1	30 - 125	
72 Ge	1	500804	1.73	535739	93.5	30 - 125	
72 Ge	2	199183	0.85	185742	107.2	30 - 125	
74 Ge	1	702953	1.74	752936	93.4	30 - 125	
74 Ge	2	289799	0.66	274587	105.5	30 - 125	
115 In	1	2091635	1.16	2300271	90.9	30 - 125	
115 In	2	1018433	0.86	973092	104.7	30 - 125	

Tune File# 1 C:\ICPCHEM\1\7500\h2.u
Tune File# 2 C:\ICPCHEM\1\7500\he.u
Tune File# 3 C:\ICPCHEM\1\7500\

ISTD Ref File : C:\ICPCHEM\1\DATA\wg250196.b\003CALB.D\003CALB.D#

1 :Element Failures
0 :ISTD Failures
0 :Max. Number of Failures Allowed
0 :Max. Number of ISTD Failures Allowed

Sample QC Report

Data File: C:\ICPCHEM\1\DATA\wg250196.b\036SMPL.D\036SMPL.D#
Date Acquired: Aug 21 2008 11:36 am
Acq. Method: T126020D.M
Operator:
Sample Name: L70791-19
Misc Info:
Vial Number: 3508
Current Method: C:\ICPCHEM\1\METHODS\T126020D.M
Calibration File: C:\ICPCHEM\1\CALIB\T126020D.C
Last Cal. Update: Aug 21 2008 09:11 am
Sample Type: Sample
Dilution Factor: 500.00
Autodil Factor: Undiluted
Final Dil Factor: 500.00

Data Results:

Analytes: Fail
ISTD: Pass

QC Elements

Element	IS Ref	Tune	Corr Conc	Raw Conc	Units	RSD(%)	High Limit	Flag
51 V	45	2	71,450.000	142.900	ppb	1.84	200.00	
52 Cr	45	2	11,430.000	22.860	ppb	0.63	200.00	
60 Ni	45	2	9,580.000	19.160	ppb	1.07	500.00	
63 Cu	45	2	###########	4410.000	ppb	0.86	500.00	OCAL
75 As	45	2	2,691.500	5.383	ppb	3.26	500.00	
78 Se	45	1	439.500	0.879	ppb	1.06	500.00	

ISTD Elements

Element	Tune	CPS Mean	RSD(%)	Ref Value	Rec(%)	QC Range(%)	Flag
45 Sc	1	2699624	4.50	2406051	112.2	30 - 125	
45 Sc	2	521292	0.88	441068	118.2	30 - 125	
72 Ge	1	568751	4.25	535739	106.2	30 - 125	
72 Ge	2	212298	0.83	185742	114.3	30 - 125	
74 Ge	1	782375	2.15	752936	103.9	30 - 125	
74 Ge	2	305377	0.80	274587	111.2	30 - 125	
115 In	1	2453727	3.88	2300271	106.7	30 - 125	
115 In	2	1104317	0.37	973092	113.5	30 - 125	

Tune File# 1 C:\ICPCHEM\1\7500\h2.u
Tune File# 2 C:\ICPCHEM\1\7500\he.u
Tune File# 3 C:\ICPCHEM\1\7500\

ISTD Ref File : C:\ICPCHEM\1\DATA\wg250196.b\003CALB.D\003CALB.D#

1 :Element Failures
0 :ISTD Failures
0 :Max. Number of Failures Allowed
0 :Max. Number of ISTD Failures Allowed

Sample QC Report

Data File: C:\ICPCHEM\1\DATA\wg250196.b\037SMPL.D\037SMPL.D#
Date Acquired: Aug 21 2008 11:41 am
Acq. Method: T126020D.M
Operator:
Sample Name: L70791-20
Misc Info:
Vial Number: 3509
Current Method: C:\ICPCHEM\1\METHODS\T126020D.M
Calibration File: C:\ICPCHEM\1\CALIB\T126020D.C
Last Cal. Update: Aug 21 2008 09:11 am
Sample Type: Sample
Dilution Factor: 1000.00
Autodil Factor: Undiluted
Final Dil Factor: 1000.00

Data Results:

Analytes: Fail
ISTD: Pass

QC Elements

Element	IS Ref	Tune	Corr Conc	Raw Conc	Units	RSD(%)	High Limit	Flag
51 V	45	2	48,870.000	48.870	ppb	1.22	200.00	
52 Cr	45	2	9,116.000	9.116	ppb	1.52	200.00	
60 Ni	45	2	8,656.000	8.656	ppb	2.44	500.00	
63 Cu	45	2	###########	4368.000	ppb	1.14	500.00	OCAL
75 As	45	2	2,800.000	2.800	ppb	4.26	500.00	
78 Se	45	1	513.700	0.514	ppb	7.05	500.00	

ISTD Elements

Element	Tune	CPS Mean	RSD(%)	Ref Value	Rec(%)	QC Range(%)	Flag
45 Sc	1	2531273	1.05	2406051	105.2	30 - 125	
45 Sc	2	482158	2.29	441068	109.3	30 - 125	
72 Ge	1	556637	2.00	535739	103.9	30 - 125	
72 Ge	2	201711	2.15	185742	108.6	30 - 125	
74 Ge	1	783516	2.03	752936	104.1	30 - 125	
74 Ge	2	295220	1.82	274587	107.5	30 - 125	
115 In	1	2372823	1.03	2300271	103.2	30 - 125	
115 In	2	1061082	1.90	973092	109.0	30 - 125	

Tune File# 1 C:\ICPCHEM\1\7500\h2.u
Tune File# 2 C:\ICPCHEM\1\7500\he.u
Tune File# 3 C:\ICPCHEM\1\7500\

ISTD Ref File : C:\ICPCHEM\1\DATA\wg250196.b\003CALB.D\003CALB.D#

1 :Element Failures
0 :ISTD Failures
0 :Max. Number of Failures Allowed
0 :Max. Number of ISTD Failures Allowed

Continuing Calibration Verification (CCV) QC Report

Data File: C:\ICPCHEM\1\DATA\wg250196.b\038_CCV.D\038_CCV.D#
Date Acquired: Aug 21 2008 11:46 am
Operator:
Sample Name: CCV
Misc Info:
Vial Number: 1107
Current Method: C:\ICPCHEM\1\METHODS\T126020D.M
Calibration File: C:\ICPCHEM\1\CALIB\T126020D.C
Last Cal Update: Aug 21 2008 09:11 am
Sample Type: CCV
Total Dil Factor: 1.00

Data Results:
Analytes: Fail
ISTD: Pass

QC Elements

Element	IS Ref	Tune	Conc. ppb	RSD(%)	Expected	Rec(%)	QC Range(%)	Flag
51 V	45	2	50.980	1.03	50.00	102.0	89 - 110	
52 Cr	45	2	52.320	1.04	50.00	104.6	89 - 110	
60 Ni	45	2	51.490	1.24	50.00	103.0	89 - 110	
63 Cu	45	2	63.820	7.38	50.00	127.6	89 - 110	Fail
75 As	45	2	53.480	0.83	50.00	107.0	89 - 110	
78 Se	45	1	51.690	2.35	50.00	103.4	89 - 110	

ISTD Elements

Element	Tune	CPS Mean	RSD(%)	Ref Value	Rec(%)	QC Range(%)	Flag
45 Sc	1	2140453	3.66	2406051	89.0	30 - 125	
45 Sc	2	409224	0.37	441068	92.8	30 - 125	
72 Ge	1	487892	3.78	535739	91.1	30 - 125	
72 Ge	2	176062	0.44	185742	94.8	30 - 125	
74 Ge	1	687790	3.97	752936	91.3	30 - 125	
74 Ge	2	258928	0.13	274587	94.3	30 - 125	
115 In	1	1993188	2.79	2300271	86.7	30 - 125	
115 In	2	904181	0.16	973092	92.9	30 - 125	

Tune File# 1 C:\ICPCHEM\1\7500\h2.u
Tune File# 2 C:\ICPCHEM\1\7500\he.u
Tune File# 3 C:\ICPCHEM\1\7500\

ISTD Ref File : C:\ICPCHEM\1\DATA\wg250196.b\003CALB.D\003CALB.D#

1 :Element Failures
0 :ISTD Failures
0 :Max. Number of Failures Allowed
0 :Max. Number of ISTD Failures Allowed

Continuing Calibration Blank (CCB) QC Report

Data File: C:\ICPCHEM\1\DATA\wg250196.b\039_CCB.D\039_CCB.D#
Date Acquired: Aug 21 2008 11:51 am
Operator:
Sample Name: CCB
Misc Info:
Vial Number: 1102
Current Method: C:\ICPCHEM\1\METHODS\T126020D.M
Calibration File: C:\ICPCHEM\1\CALIB\T126020D.C
Last Cal Update: Aug 21 2008 09:11 am
Sample Type: CCB
Total Dil Factor: 1.00

Data Results:
Analytes: Pass
ISTD: Pass

QC Elements

Element	IS Ref	Tune	Conc.	RSD(%)	High Limit	Flag
51 V	45	2	-0.309 ppb	7.99	0.600	
52 Cr	45	2	0.041 ppb	31.48	0.300	
60 Ni	45	2	0.038 ppb	57.03	1.800	
63 Cu	45	2	0.791 ppb	41.44	1.500	
75 As	45	2	0.032 ppb	10.21	1.500	
78 Se	45	1	0.192 ppb	15.62	0.300	

ISTD Elements

Element	Tune	CPS Mean	RSD(%)	Ref Value	Rec(%)	QC Range(%)	Flag
45 Sc	1	1834010	2.67	2406051	76.2	30 - 125	
45 Sc	2	371872	2.37	441068	84.3	30 - 125	
72 Ge	1	426032	3.76	535739	79.5	30 - 125	
72 Ge	2	162669	1.96	185742	87.6	30 - 125	
74 Ge	1	600816	3.79	752936	79.8	30 - 125	
74 Ge	2	238194	2.04	274587	86.7	30 - 125	
115 In	1	1685395	3.10	2300271	73.3	30 - 125	
115 In	2	822226	2.50	973092	84.5	30 - 125	

Tune File# 1 C:\ICPCHEM\1\7500\h2.u
Tune File# 2 C:\ICPCHEM\1\7500\he.u
Tune File# 3 C:\ICPCHEM\1\7500\

ISTD Ref File : C:\ICPCHEM\1\DATA\wg250196.b\003CALB.D\003CALB.D#

0 :Element Failures
0 :ISTD Failures
0 :Max. Number of Failures Allowed
0 :Max. Number of ISTD Failures Allowed

6020 QC Tune Report

Data File: C:\ICPCHEM\1\DATA\080821at.b\001TUNE.D
Date Acquired: Aug 21 2008 11:57 am
Acq. Method: TN6020.M
Operator: SCP
Sample Name: 6020 Tune
Misc Info:
Vial Number: 1201
Current Method: C:\ICPCHEM\1\METHODS\TN6020.M

RSD (%)

Element	Actual	Required	Flag
7 Li	0.86	5.00	
59 Co	0.84	5.00	
115 In	0.56	5.00	
205 Tl	0.64	5.00	

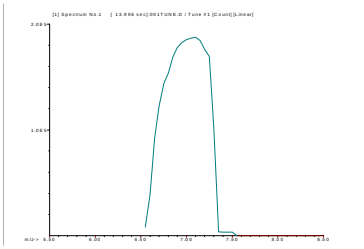

7 Li
Mass Calib.
Actual: 7.05
Required: 6.90 - 7.10
Flag:
Peak Width
Actual: 0.70
Required: 0.90
Flag:

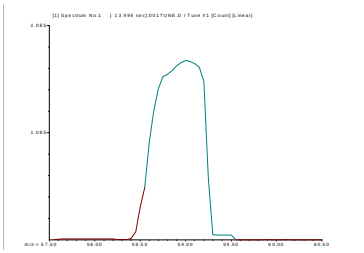

59 Co
Mass Calib.
Actual: 59.00
Required: 58.90 - 59.10
Flag:
Peak Width
Actual: 0.70
Required: 0.90
Flag:

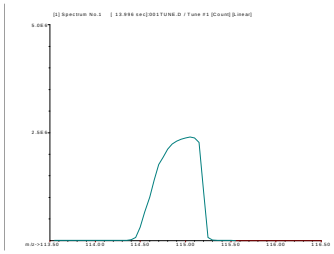

115 In
Mass Calib.
Actual: 115.00
Required: 114.90 - 115.10
Flag:
Peak Width
Actual: 0.65
Required: 0.90
Flag:

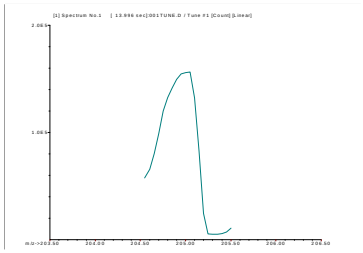

205 Tl
Mass Calib.
Actual: 204.95
Required: 204.90 - 205.10
Flag:
Peak Width
Actual: 0.60
Required: 0.90
Flag:

ICPMS Total 3050

WG250395

ACZ Laboratories, Inc

QC List Type: QC-ICPMS-846
QCListMatClass: SOLID
Bench Sheet List:
QC Ref: MA-ICPMS-T-846
Group ID: MA-G-MS-3050
Method Ref: M6020
SOP Ref: SOPII022

Instrument ID: ICPMS3 4 8-28-08
Analyst: RAC
ACZ Dept: 33
Create Date: 8/21/2008 3:02:47 PM
Start Date/Time:
End Date/Time:

SEQ	ACZ ID	Client ID	SubSX	Pri	EC	TDS	SEMS3050	Dilution
1	WG250395ICV	MS080813-2					✓	1
2	WG250395ICB	NONE					✓	1
3	WG250395ICSA	MS080821-1					✓	1
4	WG250395ICSAB	MS080821-2					✓	1
5	WG250395WASH	NONE					✓	1
6	WG249661PBS	NONE					✓	500
7	WG249661LCSS	PCN30289					✓	5000
8	WG249661LCSSD	PCN30289					✓	5000
9	L70791-01	CP-Q09-0-1					✓	
10	L70791-01MS	MS080707-3					✓	500
11	L70791-01MSD	MS080707-3					✓	500
12	L70791-05	CP-P12-0-1					✓	500
13	WG250395CCV1	MS080807-4					✓	1
14	WG250395CCB1	NONE					✓	1
15	L70791-06	CP-P12-1-3					✓	505
16	L70791-07	CP-SD-08-0-1.5					✓	505
17	L70791-08	CP-SD-08-1.5-3.0					✓	500
18	L70791-09	CP-SD-10-0-1.5					✓	500
19	L70791-11	CP-SD-09-0-1.5					✓	500
20	L70791-13	OD-SD-01-0-1.5					✓	500
21	L70791-14	OD-SD-01-1.5-3.0					✓	500
22	L70791-15	OD-SD-02-0-1.5					✓	500

4101 R3

Report Comments: ~~[illegible]~~ RAC 8/27/08

AREV: 8-28-08
Initials, Date

Internal Comments

SREV: MSH 8-29-08
Initials, Date

81508

8-29-08

ICPMS Total 3050

WG250395

ACZ Laboratories, Inc

QC List Type: QC-ICPMS-846
QCListMatClass: SOLID
Bench Sheet List:
QC Ref: MA-ICPMS-T-846
Group ID: MA-G-MS-3050
Method Ref: M6020
SOP Ref: SOPII022

Instrument ID: ICPMS3
Analyst:
ACZ Dept: 33
Create Date: 8/21/2008 3:02:47 PM
Start Date/Time:
End Date/Time:

SEQ	ACZ ID	Client ID	SubSX	Pri	EC	TDS	SEMS3050	Dilution
23	L70791-16	OD-SD-02-1.5-3.0					✓	500
24	L70791-17	OD-SD-04-0-1.5					✓	500
25	WG250395CCV2	MS080807-4					✓	1
26	WG250395CCB2	NONE					✓	1
27	L70791-18	OD-SD-04-1.5-3.0					✓	500
28	L70791-19	OD-SD-03-0-1.5					✓	500
29	L70791-20	OD-SD-03-1.5-3.0					✓	1000
30	L70791-20SDL	NONE					✓	1000
31	WG250395CCV3	MS080807-4					✓	1
32	WG250395CCB3	NONE					✓	1

Sample	Login Comments
L70791-05	16OZ SJ(INORG WALKIN)
L70791-06	16OZ SJ(INORG WALKIN)
L70791-07	16OZ SJ(INORG WALKIN)
L70791-08	16OZ SJ(INORG WALKIN)
L70791-09	16OZ SJ(INORG WALKIN)
L70791-11	16OZ SJ(INORG WALKIN)
L70791-13	16OZ SJ(INORG WALKIN)
L70791-14	16OZ SJ(INORG WALKIN)
L70791-15	16OZ SJ(INORG WALKIN)
L70791-16	16OZ SJ(INORG WALKIN)
L70791-17	16OZ SJ(INORG WALKIN)
L70791-18	16OZ SJ(INORG WALKIN)
L70791-19	16OZ SJ(INORG WALKIN)
L70791-20	16OZ SJ(INORG WALKIN)

Report Comments:

AREV:
Initials, Date

Internal Comments

SREV:
Initials, Date

81508

ACZ Laboratories, Inc.

ICPMS DATA REVIEW CHECKLIST

AREV: SP
Date: 8-29-08

SREV: MSH
Date: 8-29-08

Workgroup: WG250395
Sample Type: 3050
Analysis Date: 8-28-08
Analyst: SZP

	Yes	No	N/A
1) Is the instrument ID on the bench sheet correct?	✓		
2) Has a passing method tune been performed within 24 hours?	✓		
3) Was the low calibration point dropped? If yes, notify PM of change to PQLs.		✓	
4) Is the linear regression ≥0.995 for the analytes of interest?	✓		
5) Was the PQV standard analyzed & evaluated for DW samples ? (Fail in LIMS if no DW sxs in WG.)	✓		
6) Do the dilution factors on the benchsheet match the sequence in the raw data?	✓		
7) Is any sample analyzed on dilution appropriately "D" qualified (not required for o-cal, EC, TDS)?	✓		
8) Is the correct sub-sample type entered on the bench sheet (if different than SOP)?	✓		
9) Are the % Recoveries of the internal standards within the method limits?	✓		
10) Are all of the QC critera listed in LIMS within specified limits?		✓	
11) Are all samples requiring re-analysis / re-digestion at REDO / REDX status?	✓		
12) Are all errors properly crossed out (i.e. single-line, dated & initialed)?	✓		
13) Is a current standard/reagent form attached to the workgroup?	✓		
14) **FOR SREV**: QA/QC approval for initial training or 2 sets of initials for WG & LIMS?			

For any of the items listed above that are checked "No" state the corrective action/explanation below.

QC/Sample ID	Analytical Problem	Corrective action
SDL		ZB

FRMII012.02.08.10

ACZ LABORATORIES, INC.
Standards/Reagents Information
ICPMS, Methods 6020 and 200.8

Calibration Standards

6020/200.8 Stock #1: MS080714-6 SCN
6020/200.8 Stock #2: MS080714-7 SCN
6020/200.8 Ag/Sb Stock: MS080814-1 SCN

INT. STD.: MS080804-2 SCN

PQV: MS080730-2 SCN
EXP. 8/31/08

Nitric Acid: 30204 PCN

Hydrochloric Acid: 30082 PCN

	Method	Type	Vial	Sample	Comment	Dil/Lvl
1		Keyword		Start of CALIB		
2	C:\ICPCHEM\1\METHODS\6020ACZ1.M	CalBlk	1301	Calblk		Level 1
3	C:\ICPCHEM\1\METHODS\6020ACZ1.M	CalBlk	1301	Calblk		Level 1
4	C:\ICPCHEM\1\METHODS\6020ACZ1.M	CalBlk	1302	Calblk		Level 1
5	C:\ICPCHEM\1\METHODS\6020ACZ1.M	CalStd	1303	PQV Std		Level 2
6	C:\ICPCHEM\1\METHODS\6020ACZ1.M	CalStd	1304	Level 3 Std		Level 3
7	C:\ICPCHEM\1\METHODS\6020ACZ1.M	CalStd	1305	Level 4 Std		Level 4
8	C:\ICPCHEM\1\METHODS\6020ACZ1.M	CalStd	1306	Level 5 Std		Level 5
9	C:\ICPCHEM\1\METHODS\6020ACZ1.M	QCS	1307	ICV		1.000
10	C:\ICPCHEM\1\METHODS\6020ACZ1.M	CCB	1302	ICB		1.000
11	C:\ICPCHEM\1\METHODS\6020ACZ1.M	CCB	2510	ICSA		1.000
12	C:\ICPCHEM\1\METHODS\6020ACZ1.M	ICSAB	2511	ICSAB		1.000
13	C:\ICPCHEM\1\METHODS\6020ACZ1.M	CCB	2512	Wash		1.000
14		Keyword		End of CALIB		
15		Keyword		Start of SMPL		
16	C:\ICPCHEM\1\METHODS\6020ACZ1.M	Sample	2401	WG249661PBS		500.0
17	C:\ICPCHEM\1\METHODS\6020ACZ1.M	Sample	2402	WG249661LCSS		5.000E+03
18	C:\ICPCHEM\1\METHODS\6020ACZ1.M	Sample	2403	WG249661LCSSD		5.000E+03
19	C:\ICPCHEM\1\METHODS\6020ACZ1.M	Sample	2404	L70791-01		500.0
20	C:\ICPCHEM\1\METHODS\6020ACZ1.M	Sample	2405	L70791-01MS		500.0
21	C:\ICPCHEM\1\METHODS\6020ACZ1.M	Sample	2406	L70791-01MSD		500.0
22	C:\ICPCHEM\1\METHODS\6020ACZ1.M	Sample	2407	L70791-05		500.0
23	C:\ICPCHEM\1\METHODS\6020ACZ1.M	Sample	2408	L70791-06		505.0
24	C:\ICPCHEM\1\METHODS\6020ACZ1.M	Sample	2409	L70791-07		505.0
25	C:\ICPCHEM\1\METHODS\6020ACZ1.M	Sample	2410	L70791-08		500.0
26	C:\ICPCHEM\1\METHODS\6020ACZ1.M	Sample	2411	L70791-09		500.0
27	C:\ICPCHEM\1\METHODS\6020ACZ1.M	Sample	2412	L70791-11		500.0
28	C:\ICPCHEM\1\METHODS\6020ACZ1.M	Sample	2501	L70791-13		500.0
29	C:\ICPCHEM\1\METHODS\6020ACZ1.M	Sample	2502	L70791-14		500.0
30	C:\ICPCHEM\1\METHODS\6020ACZ1.M	Sample	2503	L70791-15		500.0
31	C:\ICPCHEM\1\METHODS\6020ACZ1.M	Sample	2504	L70791-16		500.0
32	C:\ICPCHEM\1\METHODS\6020ACZ1.M	Sample	2505	L70791-17		500.0
33	C:\ICPCHEM\1\METHODS\6020ACZ1.M	Sample	2506	L70791-18		500.0
34	C:\ICPCHEM\1\METHODS\6020ACZ1.M	Sample	2507	L70791-19		500.0

	Method	Type	Vial	Sample	Comment	Dil/Lvl
35	C:\ICPCHEM\1\METHODS\6020ACZ1.M	Sample	2508	L70791-20		1.000E+03
36	C:\ICPCHEM\1\METHODS\6020ACZ1.M	Sample	2509	L70791-20SDL		1.000E+03
37		Keyword		End of SMPL		
38		Keyword		Start of TERM		
39	C:\ICPCHEM\1\METHODS\6020ACZ1.M	CCV	1307	CCV		1.000
40	C:\ICPCHEM\1\METHODS\6020ACZ1.M	CCB	1302	CCB		1.000
41		Keyword		End of TERM		
42		Keyword		End of Sequence		
43		Keyword		Start of CCV		
44	C:\ICPCHEM\1\METHODS\6020ACZ1.M	CCV	1307	CCV		1.000
45	C:\ICPCHEM\1\METHODS\6020ACZ1.M	CCB	1302	CCB		1.000
46		Keyword		End of CCV		
47		Keyword		Start of BLANK		
48		Keyword		End of BLANK		
49		Keyword		Start of ERRTERM		
50		Keyword		End of ERRTERM		

ACZ Laboratories, Inc.
2773 Downhill Drive Steamboat Springs, CO 80487 (800) 334-5493

Workgroup Review and Approval

WG250395

Date Reported: 29-Aug-08
Run ID: R626874
Date Analyzed: 28-Aug-08
ICAL Workgroup:
Instrument ID: ICPMS4

WG250395ICV

Tag: Measured: 8/28/2008 6:13:00 PM

Status	Parm_Stored	Type	Value	Dil	Qual	Units	Appv	MDL	RDL	Text Value	Ext Qual
SREV	SELENIUM	FOUND	0.05118	1		mg/L	++	0.0001	0.0005		
SREV	SELENIUM	REC	102.4	1		%	++	0.0001	0.0005		

WG250395ICB

Tag: Measured: 8/28/2008 6:14:00 PM

Status	Parm_Stored	Type	Value	Dil	Qual	Units	Appv	MDL	RDL	Text Value	Ext Qual
SREV	SELENIUM	FOUND		1	U	mg/L	++	0.0001	0.0005		

WG250395ICSA

Tag: Measured: 8/28/2008 6:16:00 PM

Status	Parm_Stored	Type	Value	Dil	Qual	Units	Appv	MDL	RDL	Text Value	Ext Qual
SREV	SELENIUM	FOUND		1	U	mg/L	++	0.0001	0.0005		

WG250395ICSAB

Tag: Measured: 8/28/2008 6:17:00 PM

Status	Parm_Stored	Type	Value	Dil	Qual	Units	Appv	MDL	RDL	Text Value	Ext Qual
SREV	SELENIUM	FOUND	0.01916	1		mg/L	++	0.0001	0.0005		
SREV	SELENIUM	REC	95.8	1		%	++	0.0001	0.0005		

WG249661PBS

Tag: 3 Measured: 8/28/2008 6:20:00 PM

Status	Parm_Stored	Type	Value	Dil	Qual	Units	Appv	MDL	RDL	Text Value	Ext Qual
SREV	SELENIUM	FOUND		500	U	mg/Kg	++	0.05	0.3		

WG249661LCSS

Tag: 3 Measured: 8/28/2008 6:21:00 PM

Status	Parm_Stored	Type	Value	Dil	Qual	Units	Appv	MDL	RDL	Text Value	Ext Qual
SREV	SELENIUM	FOUND	163.25	5000		mg/Kg	++	0.5	3		
SREV	SELENIUM	REC	111.1	5000		%	++	0.5	3		

WG249661LCSSD

Tag: 3 Measured: 8/28/2008 6:23:00 PM

Status	Parm_Stored	Type	Value	Dil	Qual	Units	Appv	MDL	RDL	Text Value	Ext Qual
SREV	SELENIUM	FOUND	164.95	5000		mg/Kg	++	0.5	3		
SREV	SELENIUM	REC	112.2	5000		%	++	0.5	3		
SREV	SELENIUM	RPD	1	5000		%	++	0.5	3		

L70791-01

Tag: 3 Measured: 8/28/2008 6:25:00 PM

Status	Parm_Stored	Type	Value	Dil	Qual	Units	Appv	MDL	RDL	Text Value	Ext Qual
NEED	SELENIUM	REG	0.38	500		mg/Kg	++	0.05	0.3		

L70791-01MS Tag: 3 Measured: 8/28/2008 6:27:00 PM

Status	Parm_Stored	Type	Value	Dil	Qual	Units	Appv	MDL	RDL	Text Value	Ext Qual
SREV	SELENIUM	FOUND	12.08	500		mg/Kg	++	0.05	0.3		
SREV	SELENIUM	REC	93.6	500		%	++	0.05	0.3		

L70791-01MSD Tag: 3 Measured: 8/28/2008 6:28:00 PM

Status	Parm_Stored	Type	Value	Dil	Qual	Units	Appv	MDL	RDL	Text Value	Ext Qual
SREV	SELENIUM	FOUND	12.09	500		mg/Kg	++	0.05	0.3		
SREV	SELENIUM	REC	93.7	500		%	++	0.05	0.3		
SREV	SELENIUM	RPD	0.08	500		%	++	0.05	0.3		

L70791-05 Tag: 3 Measured: 8/28/2008 6:30:00 PM

Status	Parm_Stored	Type	Value	Dil	Qual	Units	Appv	MDL	RDL	Text Value	Ext Qual
SREV	SELENIUM	-MS-3050	1.48	500		mg/Kg	++	0.05	0.3		ZB

L70791-06 Tag: 3 Measured: 8/28/2008 6:32:00 PM

Status	Parm_Stored	Type	Value	Dil	Qual	Units	Appv	MDL	RDL	Text Value	Ext Qual
SREV	SELENIUM	-MS-3050	0.19	505	B	mg/Kg	++	0.05	0.3		ZB

L70791-07 Tag: 3 Measured: 8/28/2008 6:33:00 PM

Status	Parm_Stored	Type	Value	Dil	Qual	Units	Appv	MDL	RDL	Text Value	Ext Qual
SREV	SELENIUM	-MS-3050	0.27	505	B	mg/Kg	++	0.05	0.3		ZB

WG250395CCV1 Tag: Measured: 8/28/2008 6:35:00 PM

Status	Parm_Stored	Type	Value	Dil	Qual	Units	Appv	MDL	RDL	Text Value	Ext Qual
SREV	SELENIUM	FOUND	0.0519	1		mg/L	++	0.0001	0.0005		
SREV	SELENIUM	REC	103.8	1		%	++	0.0001	0.0005		

WG250395CCB1 Tag: Measured: 8/28/2008 6:36:00 PM

Status	Parm_Stored	Type	Value	Dil	Qual	Units	Appv	MDL	RDL	Text Value	Ext Qual
SREV	SELENIUM	FOUND		1	U	mg/L	++	0.0001	0.0005		

L70791-08 Tag: 3 Measured: 8/28/2008 6:38:00 PM

Status	Parm_Stored	Type	Value	Dil	Qual	Units	Appv	MDL	RDL	Text Value	Ext Qual
SREV	SELENIUM	-MS-3050	0.09	500	B	mg/Kg	++	0.05	0.3		ZB

L70791-09 Tag: 3 Measured: 8/28/2008 6:39:00 PM

Status	Parm_Stored	Type	Value	Dil	Qual	Units	Appv	MDL	RDL	Text Value	Ext Qual
SREV	SELENIUM	-MS-3050	0.34	500		mg/Kg	++	0.05	0.3		ZB

L70791-11 Tag: 3 Measured: 8/28/2008 6:41:00 PM

Status	Parm_Stored	Type	Value	Dil	Qual	Units	Appv	MDL	RDL	Text Value	Ext Qual
SREV	SELENIUM	-MS-3050	0.3	500		mg/Kg	++	0.05	0.3		ZB

L70791-13 Tag: 3 Measured: 8/28/2008 6:42:00 PM

Status	Parm_Stored	Type	Value	Dil	Qual	Units	Appv	MDL	RDL	Text Value	Ext Qual
SREV	SELENIUM	-MS-3050	0.23	500	B	mg/Kg	++	0.05	0.3		ZB

L70791-14 Tag: 3 Measured: 8/28/2008 6:43:00 PM

Status	Parm_Stored	Type	Value	Dil	Qual	Units	Appv	MDL	RDL	Text Value	Ext Qual
SREV	SELENIUM	-MS-3050	0.08	500	B	mg/Kg	++	0.05	0.3		ZB

L70791-15 Tag: 3 Measured: 8/28/2008 6:45:00 PM

Status	Parm_Stored	Type	Value	Dil	Qual	Units	Appv	MDL	RDL	Text Value	Ext Qual
SREV	SELENIUM	-MS-3050	0.42	500		mg/Kg	++	0.05	0.3		ZB

L70791-16 Tag: 3 Measured: 8/28/2008 6:46:00 PM

Status	Parm_Stored	Type	Value	Dil	Qual	Units	Appv	MDL	RDL	Text Value	Ext Qual
SREV	SELENIUM	-MS-3050	0.07	500	B	mg/Kg	++	0.05	0.3		ZB

L70791-17 Tag: 3 Measured: 8/28/2008 6:48:00 PM

Status	Parm_Stored	Type	Value	Dil	Qual	Units	Appv	MDL	RDL	Text Value	Ext Qual
SREV	SELENIUM	-MS-3050	0.53	500		mg/Kg	++	0.05	0.3		ZB

L70791-18 Tag: 3 Measured: 8/28/2008 6:49:00 PM

Status	Parm_Stored	Type	Value	Dil	Qual	Units	Appv	MDL	RDL	Text Value	Ext Qual
SREV	SELENIUM	-MS-3050	0.19	500	B	mg/Kg	++	0.05	0.3		ZB

L70791-19 Tag: 3 Measured: 8/28/2008 6:51:00 PM

Status	Parm_Stored	Type	Value	Dil	Qual	Units	Appv	MDL	RDL	Text Value	Ext Qual
SREV	SELENIUM	-MS-3050	0.41	500		mg/Kg	++	0.05	0.3		ZB

WG250395CCV2 Tag: Measured: 8/28/2008 6:52:00 PM

Status	Parm_Stored	Type	Value	Dil	Qual	Units	Appv	MDL	RDL	Text Value	Ext Qual
SREV	SELENIUM	FOUND	0.05314	1		mg/L	++	0.0001	0.0005		
SREV	SELENIUM	REC	106.3	1		%	++	0.0001	0.0005		

WG250395CCB2 Tag: Measured: 8/28/2008 6:54:00 PM

Status	Parm_Stored	Type	Value	Dil	Qual	Units	Appv	MDL	RDL	Text Value	Ext Qual
SREV	SELENIUM	FOUND	0.0001	1	B	mg/L	++	0.0001	0.0005		

L70791-20 Tag: 3 Measured: 8/28/2008 6:55:00 PM

Status	Parm_Stored	Type	Value	Dil	Qual	Units	Appv	MDL	RDL	Text Value	Ext Qual
SREV	SELENIUM	-MS-3050	0.4	1000	B	mg/Kg	++	0.1	0.5		ZB

L70791-20SDL Tag: Measured: 8/28/2008 6:56:00 PM

Status	Parm_Stored	Type	Value	Dil	Qual	Units	Appv	MDL	RDL	Text Value	Ext Qual
SREV	SELENIUM	D	100	1000	B	%	ALRT	0.1	0.5		ZB
SREV	SELENIUM	FOUND	0.16	1000	B	mg/Kg	++	0.1	0.5		
SREV	SELENIUM	REG	0.8	1000	B	mg/Kg	++	0.1	0.5		

WG250395CCV3 Tag: Measured: 8/28/2008 6:58:00 PM

Status	Parm_Stored	Type	Value	Dil	Qual	Units	Appv	MDL	RDL	Text Value	Ext Qual
SREV	SELENIUM	FOUND	0.05192	1		mg/L	++	0.0001	0.0005		
SREV	SELENIUM	REC	103.8	1		%	++	0.0001	0.0005		

WG250395CCB3 **Tag:** **Measured:** **8/28/2008 6:59:00 PM**

Status	Parm_Stored	Type	Value	Dil	Qual	Units	Appv	MDL	RDL	Text Value	Ext Qual
SREV	SELENIUM	FOUND	0.0001	1	B	mg/L	++	0.0001	0.0005		

6020 QC Tune Report

Data File: C:\ICPCHEM\1\DATA\080828at.b\001TUNE.D
Date Acquired: Aug 28 2008 03:40 pm
Acq. Method: TN6020.M
Operator: SCP
Sample Name: 6020 Tune
Misc Info:
Vial Number: 1201
Current Method: C:\ICPCHEM\1\METHODS\TN6020.M

RSD (%)

Element	Actual	Required	Flag
7 Li	1.03	5.00	
59 Co	0.79	5.00	
115 In	1.53	5.00	
205 Tl	0.84	5.00	

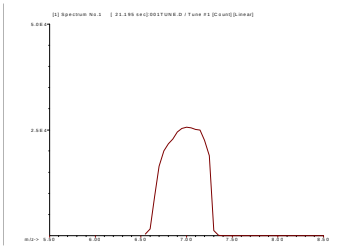

7 Li
Mass Calib.
Actual: 7.05
Required: 6.90 - 7.10
Flag:
Peak Width
Actual: 0.60
Required: 0.90
Flag:

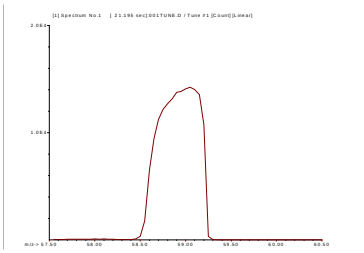

59 Co
Mass Calib.
Actual: 59.00
Required: 58.90 - 59.10
Flag:
Peak Width
Actual: 0.60
Required: 0.90
Flag:

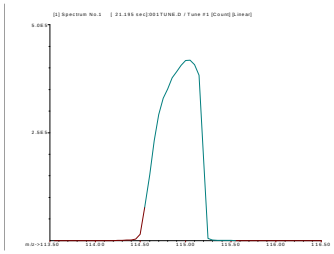

115 In
Mass Calib.
Actual: 115.00
Required: 114.90 - 115.10
Flag:
Peak Width
Actual: 0.60
Required: 0.90
Flag:

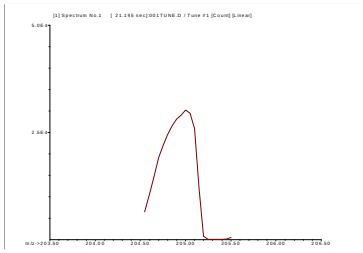

205 Tl
Mass Calib.
Actual: 204.95
Required: 204.90 - 205.10
Flag:
Peak Width
Actual: 0.60
Required: 0.90
Flag:

Calibration Coefficients

Sample Name: **ICV**
Date Acquired: **Aug 28 2008 06:13 pm**
Acq. Method: **T16020A.M**
Current Method Pa**\ICPCHEM\1\DATA\wg250395.b**
Calibration Path**\ICPCHEM\1\DATA\wg250395.b**

Element Name	Mass	Calibration Corr Coef	Tune Step	IS Ref
0	0	0.0000	0	0
0.0000	0	0.0000	0	0
0	0	0.0000	0	0
0	0	0.0000	0	0
0	0	0.0000	0	0
0	0	0.0000	0	0
0	0	0.0000	0	0
0	0	0.0000	0	0
0	0	0.0000	0	0
0	0	0.0000	0	0
0	0	0.0000	0	0
Se	78	1.0000	1	72
0	0	0.0000	0	0
0	0	0.0000	0	0
0	0	0.0000	0	0
0.0000	0	0.0000	0	0
0	0	0.0000	0	0
0	0	0.0000	0	0
0.0000	0	0.0000	0	0
0	0	0.0000	0	0
0	0	0.0000	0	0
0	0	0.0000	0	0
0	0	0.0000	0	0

Calibration Blank QC Report

Data File: C:\ICPCHEM\1\DATA\wg250395.b\001CAL
Date Acquired: Aug 28 2008 06:03 pm
Operator:
Sample Name: Calblk
Misc Info:
Vial Number: 1301
Current Method: C:\ICPCHEM\1\DATA\wg250395.b\T16020
Calibration File: C:\ICPCHEM\1\DATA\wg250395.b\T16020
Last Cal Update: Aug 29 2008 08:04 am
Sample Type: CalBlk
Total Dil Factor: 1.00

QC&ISTD Elements

Element		CPS Mean		SD	RSD(%)
45	Sc	3667262.00	A	914200.00	24.93
72	Ge	709082.19	A	188300.00	26.56
74	Ge	981134.88	A	257500.00	26.25
78	Se	11.56	P	0.38	3.33
115	In	2446108.00	A	620400.00	25.36

Calibration Blank QC Report

Data File: C:\ICPCHEM\1\DATA\wg250395.b\002CAL
Date Acquired: Aug 28 2008 06:05 pm
Operator:
Sample Name: Calblk
Misc Info:
Vial Number: 1301
Current Method: C:\ICPCHEM\1\DATA\wg250395.b\T16020
Calibration File: C:\ICPCHEM\1\DATA\wg250395.b\T16020
Last Cal Update: Aug 29 2008 08:04 am
Sample Type: CalBlk
Total Dil Factor: 1.00

QC&ISTD Elements

Element		CPS Mean		SD	RSD(%)
45	Sc	1629892.00	A	22150.00	1.36
72	Ge	292162.81	A	1541.00	0.53
74	Ge	413439.81	A	7707.00	1.86
78	Se	7.70	P	0.71	9.27
115	In	1096940.00	A	8862.00	0.81

Calibration Blank QC Report

Data File:	C:\ICPCHEM\1\DATA\wg250395.b\003CAL
Date Acquired:	Aug 28 2008 06:06 pm
Operator:	
Sample Name:	Calblk
Misc Info:	
Vial Number:	1302
Current Method:	C:\ICPCHEM\1\DATA\wg250395.b\T16020
Calibration File:	C:\ICPCHEM\1\DATA\wg250395.b\T16020
Last Cal Update:	Aug 29 2008 08:04 am
Sample Type:	CalBlk
Total Dil Factor:	1.00

QC&ISTD Elements

Element		CPS Mean		SD	RSD(%)
45	Sc	1616846.00	A	14660.00	0.91
72	Ge	301914.50	A	5342.00	1.77
74	Ge	422212.41	A	2043.00	0.48
78	Se	8.81	P	0.71	8.10
115	In	1142939.00	A	13810.00	1.21

Calibration Standard QC Report

Data File: C:\ICPCHEM\1\DATA\wg250395.b\004CALS.D\004CALS.D#
Date Acquired: Aug 28 2008 06:07 pm
Operator:
Sample Name: PQV Std
Misc Info:
Vial Number: 1303
Current Method: C:\ICPCHEM\1\DATA\wg250395.b\T16020A.M
Calibration File: C:\ICPCHEM\1\DATA\wg250395.b\T16020A.C
Last Cal Update: Aug 29 2008 08:04 am
Sample Type: CalStd
Total Dil Factor: 1.00

QC&ISTD Elements

Element	CPS Mean		SD	RSD(%)
45 Sc	1612576.00	A	32660.00	2.03
72 Ge	301360.09	A	2486.00	0.82
74 Ge	419131.19	A	10350.00	2.47
78 Se	29.41	P	2.07	7.02
115 In	1144047.00	A	26550.00	2.32

ISTD Elements

Element	CPS Mean	RSD(%)	Ref Value	Rec(%)	QC Range(%)	Flag
72 Ge	301360.13	0.82	301914.50	99.8	29.5 - 125.4	

ISTD Ref File : C:\ICPCHEM\1\DATA\wg250395.b\003CALB.D\003CALB.D#

--- :Element Failures --- :Max. Number of Failures Allowed
0 :ISTD Failures 0 :Max. Number of ISTD Failures Allowed

Data Results:

Analytes: Pass
ISTD: Pass

Calibration Standard QC Report

Data File: C:\ICPCHEM\1\DATA\wg250395.b\005CALS.D\005CALS.D#
Date Acquired: Aug 28 2008 06:09 pm
Operator:
Sample Name: Level 3 Std
Misc Info:
Vial Number: 1304
Current Method: C:\ICPCHEM\1\DATA\wg250395.b\T16020A.M
Calibration File: C:\ICPCHEM\1\DATA\wg250395.b\T16020A.C
Last Cal Update: Aug 29 2008 08:04 am
Sample Type: CalStd
Total Dil Factor: 1.00

QC&ISTD Elements

Element	CPS Mean		SD	RSD(%)
45 Sc	1665393.00	A	4746.00	0.28
72 Ge	304335.59	A	3766.00	1.24
74 Ge	432953.41	A	8149.00	1.88
78 Se	4546.00	P	55.19	1.21
115 In	1160460.00	A	9202.00	0.79

ISTD Elements

Element	CPS Mean	RSD(%)	Ref Value	Rec(%)	QC Range(%)	Flag
72 Ge	304335.63	1.24	301914.50	100.8	29.5 - 125.4	

ISTD Ref File : C:\ICPCHEM\1\DATA\wg250395.b\003CALB.D\003CALB.D#

--- :Element Failures --- :Max. Number of Failures Allowed
0 :ISTD Failures 0 :Max. Number of ISTD Failures Allowed

Data Results:

Analytes: Pass
ISTD: Pass

Calibration Standard QC Report

Data File: C:\ICPCHEM\1\DATA\wg250395.b\006CALS.D\006CALS.D#
Date Acquired: Aug 28 2008 06:10 pm
Operator:
Sample Name: Level 4 Std
Misc Info:
Vial Number: 1305
Current Method: C:\ICPCHEM\1\DATA\wg250395.b\T16020A.M
Calibration File: C:\ICPCHEM\1\DATA\wg250395.b\T16020A.C
Last Cal Update: Aug 29 2008 08:04 am
Sample Type: CalStd
Total Dil Factor: 1.00

QC&ISTD Elements

Element	CPS Mean		SD	RSD(%)
45 Sc	1625712.00	A	19950.00	1.23
72 Ge	296122.31	A	6612.00	2.23
74 Ge	416526.31	A	7619.00	1.83
78 Se	21081.96	P	131.70	0.62
115 In	1081393.00	A	14390.00	1.33

ISTD Elements

Element	CPS Mean	RSD(%)	Ref Value	Rec(%)	QC Range(%)	Flag
72 Ge	296122.34	2.23	301914.50	98.1	29.5 - 125.4	

ISTD Ref File : C:\ICPCHEM\1\DATA\wg250395.b\003CALB.D\003CALB.D#

--- :Element Failures --- :Max. Number of Failures Allowed
0 :ISTD Failures 0 :Max. Number of ISTD Failures Allowed

Data Results:

Analytes: Pass
ISTD: Pass

Calibration Standard QC Report

Data File: C:\ICPCHEM\1\DATA\wg250395.b\007CALS.D\007CALS.D#
Date Acquired: Aug 28 2008 06:11 pm
Operator:
Sample Name: Level 5 Std
Misc Info:
Vial Number: 1306
Current Method: C:\ICPCHEM\1\DATA\wg250395.b\T16020A.M
Calibration File: C:\ICPCHEM\1\DATA\wg250395.b\T16020A.C
Last Cal Update: Aug 29 2008 08:04 am
Sample Type: CalStd
Total Dil Factor: 1.00

QC&ISTD Elements

Element	CPS Mean		SD	RSD(%)
45 Sc	1632341.00	A	32730.00	2.01
72 Ge	292492.50	A	2443.00	0.84
74 Ge	413721.91	A	3139.00	0.76
78 Se	41760.39	P	340.00	0.81
115 In	1069938.00	A	13250.00	1.24

ISTD Elements

Element	CPS Mean	RSD(%)	Ref Value	Rec(%)	QC Range(%)	Flag
72 Ge	292492.53	0.84	301914.50	96.9	29.5 - 125.4	

ISTD Ref File : C:\ICPCHEM\1\DATA\wg250395.b\003CALB.D\003CALB.D#

--- :Element Failures --- :Max. Number of Failures Allowed
0 :ISTD Failures 0 :Max. Number of ISTD Failures Allowed

Data Results:

Analytes: Pass
ISTD: Pass

Initial Calibration Verification (CCV) QC Report

Data File: C:\ICPCHEM\1\DATA\wg250395.b\008_QCS.D\008_QCS.D#
Date Acquired: Aug 28 2008 06:13 pm
Operator:
Sample Name: ICV
Misc Info:
Vial Number: 1307
Current Method: C:\ICPCHEM\1\DATA\wg250395.b\T16020A.M
Calibration File: C:\ICPCHEM\1\DATA\wg250395.b\T16020A.C
Last Cal Update: Aug 29 2008 08:04 am
Sample Type: QCS
Total Dil Factor: 1.00

Data Results:
Analytes: Pass
ISTD: Pass

QC Elements

Element	IS Ref	Tune	Conc. ppb	RSD(%)	Expected	Rec(%)	QC Range(%)	Flag
78 Se	72	1	51.180	0.76	50.00	102.4	89 - 110	

ISTD Elements

Element	Tune	CPS Mean	RSD(%)	Ref Value	Rec(%)	QC Range(%)	Flag
72 Ge	1	308151	0.72	301915	102.1	29 - 125	

Tune File# 1 C:\ICPCHEM\1\7500\h2.u
Tune File# 2 C:\ICPCHEM\1\7500\
Tune File# 3 C:\ICPCHEM\1\7500\

ISTD Ref File : C:\ICPCHEM\1\DATA\wg250395.b\003CALB.D\003CALB.D#

0 :Element Failures
0 :ISTD Failures
0 :Max. Number of Failures Allowed
0 :Max. Number of ISTD Failures Allowed

Continuing Calibration Blank (CCB) QC Report

Data File: C:\ICPCHEM\1\DATA\wg250395.b\009_CCB.D\009_CCB.D#
Date Acquired: Aug 28 2008 06:14 pm
Operator:
Sample Name: ICB
Misc Info:
Vial Number: 1302
Current Method: C:\ICPCHEM\1\DATA\wg250395.b\T16020A.M
Calibration File: C:\ICPCHEM\1\DATA\wg250395.b\T16020A.C
Last Cal Update: Aug 29 2008 08:04 am
Sample Type: CCB
Total Dil Factor: 1.00

Data Results:
Analytes: Pass
ISTD: Pass

QC Elements

Element	IS Ref	Tune	Conc.	RSD(%)	High Limit	Flag
78 Se	72	1	0.032 ppb	55.69	0.300	

ISTD Elements

Element	Tune	CPS Mean	RSD(%)	Ref Value	Rec(%)	QC Range(%)	Flag
72 Ge	1	299679	2.54	301915	99.3	29 - 125	

Tune File# 1 C:\ICPCHEM\1\7500\h2.u
Tune File# 2 C:\ICPCHEM\1\7500\
Tune File# 3 C:\ICPCHEM\1\7500\

ISTD Ref File : C:\ICPCHEM\1\DATA\wg250395.b\003CALB.D\003CALB.D#

0 :Element Failures
0 :ISTD Failures
0 :Max. Number of Failures Allowed
0 :Max. Number of ISTD Failures Allowed

Continuing Calibration Blank (CCB) QC Report

Data File: C:\ICPCHEM\1\DATA\wg250395.b\010_CCB.D\010_CCB.D#
Date Acquired: Aug 28 2008 06:16 pm
Operator:
Sample Name: ICSA
Misc Info:
Vial Number: 2510
Current Method: C:\ICPCHEM\1\DATA\wg250395.b\T16020A.M
Calibration File: C:\ICPCHEM\1\DATA\wg250395.b\T16020A.C
Last Cal Update: Aug 29 2008 08:04 am
Sample Type: CCB
Total Dil Factor: 1.00

Data Results:
Analytes: Pass
ISTD: Pass

QC Elements

Element	IS Ref	Tune	Conc.	RSD(%)	High Limit	Flag
78 Se	72	1	0.056 ppb	49.20	0.300	

ISTD Elements

Element	Tune	CPS Mean	RSD(%)	Ref Value	Rec(%)	QC Range(%)	Flag
72 Ge	1	287154	1.87	301915	95.1	29 - 125	

Tune File# 1 C:\ICPCHEM\1\7500\h2.u
Tune File# 2 C:\ICPCHEM\1\7500\
Tune File# 3 C:\ICPCHEM\1\7500\

ISTD Ref File : C:\ICPCHEM\1\DATA\wg250395.b\003CALB.D\003CALB.D#

0 :Element Failures
0 :ISTD Failures

0 :Max. Number of Failures Allowed
0 :Max. Number of ISTD Failures Allowed

ICS-AB QC Report

Data File: C:\ICPCHEM\1\DATA\wg250395.b\011_ICS.D\011_ICS.D#
Date Acquired: Aug 28 2008 06:17 pm
Acq. Method: T16020A.M
Operator:
Sample Name: ICSAB
Misc Info:
Vial Number: 2511
Current Method: C:\ICPCHEM\1\DATA\wg250395.b\T16020A.M
Calibration File: C:\ICPCHEM\1\DATA\wg250395.b\T16020A.C
Last Cal. Update: Aug 29 2008 08:04 am
Sample Type: ICSAB
Dilution Factor: 1.00

Data Results:
Analytes: Pass
ISTD: Pass

QC Elements

Element	IS Ref	Tune	Conc. ppb	RSD(%)	Expected	%Recovery	QC Range(%)	Flag
78 Se	72	1	19.16	3.03	20	95.8	79.5 - 120	

ISTD Elements

Element	Tune	CPS Mean	RSD(%)	Ref Value	Rec(%)	QC Range(%)	Flag
72 Ge	1	287631	1.57	301915	95.3	29.5 - 125	

Tune File# 1 C:\ICPCHEM\1\7500\h2.u
Tune File# 2 C:\ICPCHEM\1\7500\
Tune File# 3 C:\ICPCHEM\1\7500\

ISTD Ref File : C:\ICPCHEM\1\DATA\wg250395.b\003CALB.D\003CALB.D#

0 :Element Failures
0 :ISTD Failures
0 :Max. Number of Failures Allowed
0 :Max. Number of ISTD Failures Allowed

Sample QC Report

Data File: C:\ICPCHEM\1\DATA\wg250395.b\013SMPL.D\013SMPL.D#
Date Acquired: Aug 28 2008 06:20 pm
Acq. Method: T16020A.M
Operator:
Sample Name: WG249661PBS
Misc Info:
Vial Number: 2401
Current Method: C:\ICPCHEM\1\DATA\wg250395.b\T16020A.M
Calibration File: C:\ICPCHEM\1\DATA\wg250395.b\T16020A.C
Last Cal. Update: Aug 29 2008 08:04 am
Sample Type: Sample
Dilution Factor: 500.00
Autodil Factor: Undiluted
Final Dil Factor: 500.00

Data Results:
Analytes: Pass
ISTD: Pass

QC Elements

Element	IS Ref	Tune	Corr Conc	Raw Conc	Units	RSD(%)	High Limit	Flag
78 Se	72	1	27.535	0.055	ppb	26.22	500.00	

ISTD Elements

Element	Tune	CPS Mean	RSD(%)	Ref Value	Rec(%)	QC Range(%)	Flag
72 Ge	1	291736	1.10	301915	96.6	29.5 - 125	

Tune File# 1 C:\ICPCHEM\1\7500\h2.u
Tune File# 2 C:\ICPCHEM\1\7500\
Tune File# 3 C:\ICPCHEM\1\7500\

ISTD Ref File : C:\ICPCHEM\1\DATA\wg250395.b\003CALB.D\003CALB.D#

0 :Element Failures
0 :ISTD Failures
0 :Max. Number of Failures Allowed
0 :Max. Number of ISTD Failures Allowed

Sample QC Report

Data File: C:\ICPCHEM\1\DATA\wg250395.b\014SMPL.D\014SMPL.D#
Date Acquired: Aug 28 2008 06:21 pm
Acq. Method: T16020A.M
Operator:
Sample Name: WG249661LCSS
Misc Info:
Vial Number: 2402
Current Method: C:\ICPCHEM\1\DATA\wg250395.b\T16020A.M
Calibration File: C:\ICPCHEM\1\DATA\wg250395.b\T16020A.C
Last Cal. Update: Aug 29 2008 08:04 am
Sample Type: Sample
Dilution Factor: 5000.00
Autodil Factor: Undiluted
Final Dil Factor: 5000.00

Data Results:

Analytes: Pass
ISTD: Pass

QC Elements

Element	IS Ref	Tune	Corr Conc	Raw Conc	Units	RSD(%)	High Limit	Flag
78 Se	72	1	###########	32.650	ppb	0.62	500.00	

ISTD Elements

Element	Tune	CPS Mean	RSD(%)	Ref Value	Rec(%)	QC Range(%)	Flag
72 Ge	1	303716	1.22	301915	100.6	29.5 - 125	

Tune File# 1 C:\ICPCHEM\1\7500\h2.u
Tune File# 2 C:\ICPCHEM\1\7500\
Tune File# 3 C:\ICPCHEM\1\7500\

ISTD Ref File : C:\ICPCHEM\1\DATA\wg250395.b\003CALB.D\003CALB.D#

0 :Element Failures
0 :ISTD Failures
0 :Max. Number of Failures Allowed
0 :Max. Number of ISTD Failures Allowed

Sample QC Report

Data File: C:\ICPCHEM\1\DATA\wg250395.b\015SMPL.D\015SMPL.D#
Date Acquired: Aug 28 2008 06:23 pm
Acq. Method: T16020A.M
Operator:
Sample Name: WG249661LCSSD
Misc Info:
Vial Number: 2403
Current Method: C:\ICPCHEM\1\DATA\wg250395.b\T16020A.M
Calibration File: C:\ICPCHEM\1\DATA\wg250395.b\T16020A.C
Last Cal. Update: Aug 29 2008 08:04 am
Sample Type: Sample
Dilution Factor: 5000.00
Autodil Factor: Undiluted
Final Dil Factor: 5000.00

Data Results:

Analytes: Pass
ISTD: Pass

QC Elements

Element	IS Ref	Tune	Corr Conc	Raw Conc	Units	RSD(%)	High Limit	Flag
78 Se	72	1	###########	32.990	ppb	0.90	500.00	

ISTD Elements

Element	Tune	CPS Mean	RSD(%)	Ref Value	Rec(%)	QC Range(%)	Flag
72 Ge	1	301681	1.02	301915	99.9	29.5 - 125	

Tune File# 1 C:\ICPCHEM\1\7500\h2.u
Tune File# 2 C:\ICPCHEM\1\7500\
Tune File# 3 C:\ICPCHEM\1\7500\

ISTD Ref File : C:\ICPCHEM\1\DATA\wg250395.b\003CALB.D\003CALB.D#

0 :Element Failures
0 :ISTD Failures
0 :Max. Number of Failures Allowed
0 :Max. Number of ISTD Failures Allowed

Sample QC Report

Data File: C:\ICPCHEM\1\DATA\wg250395.b\016SMPL.D\016SMPL.D#
Date Acquired: Aug 28 2008 06:25 pm
Acq. Method: T16020A.M
Operator:
Sample Name: L70791-01
Misc Info:
Vial Number: 2404
Current Method: C:\ICPCHEM\1\DATA\wg250395.b\T16020A.M
Calibration File: C:\ICPCHEM\1\DATA\wg250395.b\T16020A.C
Last Cal. Update: Aug 29 2008 08:04 am
Sample Type: Sample
Dilution Factor: 500.00
Autodil Factor: Undiluted
Final Dil Factor: 500.00

Data Results:
Analytes: Pass
ISTD: Pass

QC Elements

Element	IS Ref	Tune	Corr Conc	Raw Conc	Units	RSD(%)	High Limit	Flag
78 Se	72	1	379.200	0.758	ppb	5.12	500.00	

ISTD Elements

Element	Tune	CPS Mean	RSD(%)	Ref Value	Rec(%)	QC Range(%)	Flag
72 Ge	1	281800	2.88	301915	93.3	29.5 - 125	

Tune File# 1 C:\ICPCHEM\1\7500\h2.u
Tune File# 2 C:\ICPCHEM\1\7500\
Tune File# 3 C:\ICPCHEM\1\7500\

ISTD Ref File : C:\ICPCHEM\1\DATA\wg250395.b\003CALB.D\003CALB.D#

0 :Element Failures
0 :ISTD Failures
0 :Max. Number of Failures Allowed
0 :Max. Number of ISTD Failures Allowed

Sample QC Report

Data File: C:\ICPCHEM\1\DATA\wg250395.b\017SMPL.D\017SMPL.D#
Date Acquired: Aug 28 2008 06:27 pm
Acq. Method: T16020A.M
Operator:
Sample Name: L70791-01MS
Misc Info:
Vial Number: 2405
Current Method: C:\ICPCHEM\1\DATA\wg250395.b\T16020A.M
Calibration File: C:\ICPCHEM\1\DATA\wg250395.b\T16020A.C
Last Cal. Update: Aug 29 2008 08:04 am
Sample Type: Sample
Dilution Factor: 500.00
Autodil Factor: Undiluted
Final Dil Factor: 500.00

Data Results:
Analytes: Pass
ISTD: Pass

QC Elements

Element	IS Ref	Tune	Corr Conc	Raw Conc	Units	RSD(%)	High Limit	Flag
78 Se	72	1	12,080.000	24.160	ppb	1.39	500.00	

ISTD Elements

Element	Tune	CPS Mean	RSD(%)	Ref Value	Rec(%)	QC Range(%)	Flag
72 Ge	1	289822	1.98	301915	96.0	29.5 - 125	

Tune File# 1 C:\ICPCHEM\1\7500\h2.u
Tune File# 2 C:\ICPCHEM\1\7500\
Tune File# 3 C:\ICPCHEM\1\7500\

ISTD Ref File : C:\ICPCHEM\1\DATA\wg250395.b\003CALB.D\003CALB.D#

0 :Element Failures
0 :ISTD Failures
0 :Max. Number of Failures Allowed
0 :Max. Number of ISTD Failures Allowed

Sample QC Report

Data File: C:\ICPCHEM\1\DATA\wg250395.b\018SMPL.D\018SMPL.D#
Date Acquired: Aug 28 2008 06:28 pm
Acq. Method: T16020A.M
Operator:
Sample Name: L70791-01MSD
Misc Info:
Vial Number: 2406
Current Method: C:\ICPCHEM\1\DATA\wg250395.b\T16020A.M
Calibration File: C:\ICPCHEM\1\DATA\wg250395.b\T16020A.C
Last Cal. Update: Aug 29 2008 08:04 am
Sample Type: Sample
Dilution Factor: 500.00
Autodil Factor: Undiluted
Final Dil Factor: 500.00

Data Results:
Analytes: Pass
ISTD: Pass

QC Elements

Element	IS Ref	Tune	Corr Conc	Raw Conc	Units	RSD(%)	High Limit	Flag
78 Se	72	1	12,090.000	24.180	ppb	0.92	500.00	

ISTD Elements

Element	Tune	CPS Mean	RSD(%)	Ref Value	Rec(%)	QC Range(%)	Flag
72 Ge	1	283763	0.57	301915	94.0	29.5 - 125	

Tune File# 1 C:\ICPCHEM\1\7500\h2.u
Tune File# 2 C:\ICPCHEM\1\7500\
Tune File# 3 C:\ICPCHEM\1\7500\

ISTD Ref File : C:\ICPCHEM\1\DATA\wg250395.b\003CALB.D\003CALB.D#

0 :Element Failures
0 :ISTD Failures
0 :Max. Number of Failures Allowed
0 :Max. Number of ISTD Failures Allowed

Sample QC Report

Data File: C:\ICPCHEM\1\DATA\wg250395.b\019SMPL.D\019SMPL.D#
Date Acquired: Aug 28 2008 06:30 pm
Acq. Method: T16020A.M
Operator:
Sample Name: L70791-05
Misc Info:
Vial Number: 2407
Current Method: C:\ICPCHEM\1\DATA\wg250395.b\T16020A.M
Calibration File: C:\ICPCHEM\1\DATA\wg250395.b\T16020A.C
Last Cal. Update: Aug 29 2008 08:04 am
Sample Type: Sample
Dilution Factor: 500.00
Autodil Factor: Undiluted
Final Dil Factor: 500.00

Data Results:
Analytes: Pass
ISTD: Pass

QC Elements

Element	IS Ref	Tune	Corr Conc	Raw Conc	Units	RSD(%)	High Limit	Flag
78 Se	72	1	1,482.500	2.965	ppb	2.57	500.00	

ISTD Elements

Element	Tune	CPS Mean	RSD(%)	Ref Value	Rec(%)	QC Range(%)	Flag
72 Ge	1	286314	0.54	301915	94.8	29.5 - 125	

Tune File# 1 C:\ICPCHEM\1\7500\h2.u
Tune File# 2 C:\ICPCHEM\1\7500\
Tune File# 3 C:\ICPCHEM\1\7500\

ISTD Ref File : C:\ICPCHEM\1\DATA\wg250395.b\003CALB.D\003CALB.D#

0 :Element Failures
0 :ISTD Failures
0 :Max. Number of Failures Allowed
0 :Max. Number of ISTD Failures Allowed

Sample QC Report

Data File: C:\ICPCHEM\1\DATA\wg250395.b\020SMPL.D\020SMPL.D#
Date Acquired: Aug 28 2008 06:32 pm
Acq. Method: T16020A.M
Operator:
Sample Name: L70791-06
Misc Info:
Vial Number: 2408
Current Method: C:\ICPCHEM\1\DATA\wg250395.b\T16020A.M
Calibration File: C:\ICPCHEM\1\DATA\wg250395.b\T16020A.C
Last Cal. Update: Aug 29 2008 08:04 am
Sample Type: Sample
Dilution Factor: 505.00
Autodil Factor: Undiluted
Final Dil Factor: 505.00

Data Results:
Analytes: Pass
ISTD: Pass

QC Elements

Element	IS Ref	Tune	Corr Conc	Raw Conc	Units	RSD(%)	High Limit	Flag
78 Se	72	1	188.971	0.374	ppb	4.83	500.00	

ISTD Elements

Element	Tune	CPS Mean	RSD(%)	Ref Value	Rec(%)	QC Range(%)	Flag
72 Ge	1	287646	1.08	301915	95.3	29.5 - 125	

Tune File# 1 C:\ICPCHEM\1\7500\h2.u
Tune File# 2 C:\ICPCHEM\1\7500\
Tune File# 3 C:\ICPCHEM\1\7500\

ISTD Ref File : C:\ICPCHEM\1\DATA\wg250395.b\003CALB.D\003CALB.D#

0 :Element Failures
0 :ISTD Failures
0 :Max. Number of Failures Allowed
0 :Max. Number of ISTD Failures Allowed

Sample QC Report

Data File: C:\ICPCHEM\1\DATA\wg250395.b\021SMPL.D\021SMPL.D#
Date Acquired: Aug 28 2008 06:33 pm
Acq. Method: T16020A.M
Operator:
Sample Name: L70791-07
Misc Info:
Vial Number: 2409
Current Method: C:\ICPCHEM\1\DATA\wg250395.b\T16020A.M
Calibration File: C:\ICPCHEM\1\DATA\wg250395.b\T16020A.C
Last Cal. Update: Aug 29 2008 08:04 am
Sample Type: Sample
Dilution Factor: 505.00
Autodil Factor: Undiluted
Final Dil Factor: 505.00

Data Results:
Analytes: Pass
ISTD: Pass

QC Elements

Element	IS Ref	Tune	Corr Conc	Raw Conc	Units	RSD(%)	High Limit	Flag
78 Se	72	1	268.004	0.531	ppb	0.60	500.00	

ISTD Elements

Element	Tune	CPS Mean	RSD(%)	Ref Value	Rec(%)	QC Range(%)	Flag
72 Ge	1	288210	1.52	301915	95.5	29.5 - 125	

Tune File# 1 C:\ICPCHEM\1\7500\h2.u
Tune File# 2 C:\ICPCHEM\1\7500\
Tune File# 3 C:\ICPCHEM\1\7500\

ISTD Ref File : C:\ICPCHEM\1\DATA\wg250395.b\003CALB.D\003CALB.D#

0 :Element Failures
0 :ISTD Failures
0 :Max. Number of Failures Allowed
0 :Max. Number of ISTD Failures Allowed

Continuing Calibration Verification (CCV) QC Report

Data File: C:\ICPCHEM\1\DATA\wg250395.b\022_CCV.D\022_CCV.D#
Date Acquired: Aug 28 2008 06:35 pm
Operator:
Sample Name: CCV
Misc Info:
Vial Number: 1307
Current Method: C:\ICPCHEM\1\DATA\wg250395.b\T16020A.M
Calibration File: C:\ICPCHEM\1\DATA\wg250395.b\T16020A.C
Last Cal Update: Aug 29 2008 08:04 am
Sample Type: CCV
Total Dil Factor: 1.00

Data Results:
Analytes: Pass
ISTD: Pass

QC Elements

Element	IS Ref	Tune	Conc. ppb	RSD(%)	Expected	Rec(%)	QC Range(%)	Flag
78 Se	72	1	51.900	0.43	50.00	103.8	89 - 110	

ISTD Elements

Element	Tune	CPS Mean	RSD(%)	Ref Value	Rec(%)	QC Range(%)	Flag
72 Ge	1	304689	1.14	301915	100.9	29 - 125	

Tune File# 1 C:\ICPCHEM\1\7500\h2.u
Tune File# 2 C:\ICPCHEM\1\7500\
Tune File# 3 C:\ICPCHEM\1\7500\

ISTD Ref File : C:\ICPCHEM\1\DATA\wg250395.b\003CALB.D\003CALB.D#

0 :Element Failures
0 :ISTD Failures
0 :Max. Number of Failures Allowed
0 :Max. Number of ISTD Failures Allowed

Continuing Calibration Blank (CCB) QC Report

Data File: C:\ICPCHEM\1\DATA\wg250395.b\023_CCB.D\023_CCB.D#
Date Acquired: Aug 28 2008 06:36 pm
Operator:
Sample Name: CCB
Misc Info:
Vial Number: 1302
Current Method: C:\ICPCHEM\1\DATA\wg250395.b\T16020A.M
Calibration File: C:\ICPCHEM\1\DATA\wg250395.b\T16020A.C
Last Cal Update: Aug 29 2008 08:04 am
Sample Type: CCB
Total Dil Factor: 1.00

Data Results:
Analytes: Pass
ISTD: Pass

QC Elements

Element	IS Ref	Tune	Conc.	RSD(%)	High Limit	Flag
78 Se	72	1	0.002 ppb	590.32	0.300	

ISTD Elements

Element	Tune	CPS Mean	RSD(%)	Ref Value	Rec(%)	QC Range(%)	Flag
72 Ge	1	313589	1.27	301915	103.9	29 - 125	

Tune File# 1 C:\ICPCHEM\1\7500\h2.u
Tune File# 2 C:\ICPCHEM\1\7500\
Tune File# 3 C:\ICPCHEM\1\7500\

ISTD Ref File : C:\ICPCHEM\1\DATA\wg250395.b\003CALB.D\003CALB.D#

0 :Element Failures
0 :ISTD Failures

0 :Max. Number of Failures Allowed
0 :Max. Number of ISTD Failures Allowed

Sample QC Report

Data File: C:\ICPCHEM\1\DATA\wg250395.b\024SMPL.D\024SMPL.D#
Date Acquired: Aug 28 2008 06:38 pm
Acq. Method: T16020A.M
Operator:
Sample Name: L70791-08
Misc Info:
Vial Number: 2410
Current Method: C:\ICPCHEM\1\DATA\wg250395.b\T16020A.M
Calibration File: C:\ICPCHEM\1\DATA\wg250395.b\T16020A.C
Last Cal. Update: Aug 29 2008 08:04 am
Sample Type: Sample
Dilution Factor: 500.00
Autodil Factor: Undiluted
Final Dil Factor: 500.00

Data Results:
Analytes: Pass
ISTD: Pass

QC Elements

Element	IS Ref	Tune	Corr Conc	Raw Conc	Units	RSD(%)	High Limit	Flag
78 Se	72	1	89.300	0.179	ppb	10.19	500.00	

ISTD Elements

Element	Tune	CPS Mean	RSD(%)	Ref Value	Rec(%)	QC Range(%)	Flag
72 Ge	1	284595	1.43	301915	94.3	29.5 - 125	

Tune File# 1 C:\ICPCHEM\1\7500\h2.u
Tune File# 2 C:\ICPCHEM\1\7500\
Tune File# 3 C:\ICPCHEM\1\7500\

ISTD Ref File : C:\ICPCHEM\1\DATA\wg250395.b\003CALB.D\003CALB.D#

0 :Element Failures
0 :ISTD Failures
0 :Max. Number of Failures Allowed
0 :Max. Number of ISTD Failures Allowed

Sample QC Report

Data File: C:\ICPCHEM\1\DATA\wg250395.b\025SMPL.D\025SMPL.D#
Date Acquired: Aug 28 2008 06:39 pm
Acq. Method: T16020A.M
Operator:
Sample Name: L70791-09
Misc Info:
Vial Number: 2411
Current Method: C:\ICPCHEM\1\DATA\wg250395.b\T16020A.M
Calibration File: C:\ICPCHEM\1\DATA\wg250395.b\T16020A.C
Last Cal. Update: Aug 29 2008 08:04 am
Sample Type: Sample
Dilution Factor: 500.00
Autodil Factor: Undiluted
Final Dil Factor: 500.00

Data Results:
Analytes: Pass
ISTD: Pass

QC Elements

Element	IS Ref	Tune	Corr Conc	Raw Conc	Units	RSD(%)	High Limit	Flag
78 Se	72	1	343.700	0.687	ppb	5.89	500.00	

ISTD Elements

Element	Tune	CPS Mean	RSD(%)	Ref Value	Rec(%)	QC Range(%)	Flag
72 Ge	1	288557	1.55	301915	95.6	29.5 - 125	

Tune File# 1 C:\ICPCHEM\1\7500\h2.u
Tune File# 2 C:\ICPCHEM\1\7500\
Tune File# 3 C:\ICPCHEM\1\7500\

ISTD Ref File : C:\ICPCHEM\1\DATA\wg250395.b\003CALB.D\003CALB.D#

0 :Element Failures
0 :ISTD Failures
0 :Max. Number of Failures Allowed
0 :Max. Number of ISTD Failures Allowed

Sample QC Report

Data File: C:\ICPCHEM\1\DATA\wg250395.b\026SMPL.D\026SMPL.D#
Date Acquired: Aug 28 2008 06:41 pm
Acq. Method: T16020A.M
Operator:
Sample Name: L70791-11
Misc Info:
Vial Number: 2412
Current Method: C:\ICPCHEM\1\DATA\wg250395.b\T16020A.M
Calibration File: C:\ICPCHEM\1\DATA\wg250395.b\T16020A.C
Last Cal. Update: Aug 29 2008 08:04 am
Sample Type: Sample
Dilution Factor: 500.00
Autodil Factor: Undiluted
Final Dil Factor: 500.00

Data Results:

Analytes: Pass
ISTD: Pass

QC Elements

Element	IS Ref	Tune	Corr Conc	Raw Conc	Units	RSD(%)	High Limit	Flag
78 Se	72	1	301.700	0.603	ppb	3.76	500.00	

ISTD Elements

Element	Tune	CPS Mean	RSD(%)	Ref Value	Rec(%)	QC Range(%)	Flag
72 Ge	1	287546	0.88	301915	95.2	29.5 - 125	

Tune File# 1 C:\ICPCHEM\1\7500\h2.u
Tune File# 2 C:\ICPCHEM\1\7500\
Tune File# 3 C:\ICPCHEM\1\7500\

ISTD Ref File : C:\ICPCHEM\1\DATA\wg250395.b\003CALB.D\003CALB.D#

0 :Element Failures
0 :ISTD Failures
0 :Max. Number of Failures Allowed
0 :Max. Number of ISTD Failures Allowed

Sample QC Report

Data File: C:\ICPCHEM\1\DATA\wg250395.b\027SMPL.D\027SMPL.D#
Date Acquired: Aug 28 2008 06:42 pm
Acq. Method: T16020A.M
Operator:
Sample Name: L70791-13
Misc Info:
Vial Number: 2501
Current Method: C:\ICPCHEM\1\DATA\wg250395.b\T16020A.M
Calibration File: C:\ICPCHEM\1\DATA\wg250395.b\T16020A.C
Last Cal. Update: Aug 29 2008 08:04 am
Sample Type: Sample
Dilution Factor: 500.00
Autodil Factor: Undiluted
Final Dil Factor: 500.00

Data Results:
Analytes: Pass
ISTD: Pass

QC Elements

Element	IS Ref	Tune	Corr Conc	Raw Conc	Units	RSD(%)	High Limit	Flag
78 Se	72	1	230.250	0.461	ppb	7.95	500.00	

ISTD Elements

Element	Tune	CPS Mean	RSD(%)	Ref Value	Rec(%)	QC Range(%)	Flag
72 Ge	1	288896	1.89	301915	95.7	29.5 - 125	

Tune File# 1 C:\ICPCHEM\1\7500\h2.u
Tune File# 2 C:\ICPCHEM\1\7500\
Tune File# 3 C:\ICPCHEM\1\7500\

ISTD Ref File : C:\ICPCHEM\1\DATA\wg250395.b\003CALB.D\003CALB.D#

0 :Element Failures
0 :ISTD Failures
0 :Max. Number of Failures Allowed
0 :Max. Number of ISTD Failures Allowed

Sample QC Report

Data File: C:\ICPCHEM\1\DATA\wg250395.b\028SMPL.D\028SMPL.D#
Date Acquired: Aug 28 2008 06:43 pm
Acq. Method: T16020A.M
Operator:
Sample Name: L70791-14
Misc Info:
Vial Number: 2502
Current Method: C:\ICPCHEM\1\DATA\wg250395.b\T16020A.M
Calibration File: C:\ICPCHEM\1\DATA\wg250395.b\T16020A.C
Last Cal. Update: Aug 29 2008 08:04 am
Sample Type: Sample
Dilution Factor: 500.00
Autodil Factor: Undiluted
Final Dil Factor: 500.00

Data Results:
Analytes: Pass
ISTD: Pass

QC Elements

Element	IS Ref	Tune	Corr Conc	Raw Conc	Units	RSD(%)	High Limit	Flag
78 Se	72	1	81.400	0.163	ppb	18.29	500.00	

ISTD Elements

Element	Tune	CPS Mean	RSD(%)	Ref Value	Rec(%)	QC Range(%)	Flag
72 Ge	1	287596	2.01	301915	95.3	29.5 - 125	

Tune File# 1 C:\ICPCHEM\1\7500\h2.u
Tune File# 2 C:\ICPCHEM\1\7500\
Tune File# 3 C:\ICPCHEM\1\7500\

ISTD Ref File : C:\ICPCHEM\1\DATA\wg250395.b\003CALB.D\003CALB.D#

0 :Element Failures
0 :ISTD Failures
0 :Max. Number of Failures Allowed
0 :Max. Number of ISTD Failures Allowed

Sample QC Report

Data File: C:\ICPCHEM\1\DATA\wg250395.b\029SMPL.D\029SMPL.D#
Date Acquired: Aug 28 2008 06:45 pm
Acq. Method: T16020A.M
Operator:
Sample Name: L70791-15
Misc Info:
Vial Number: 2503
Current Method: C:\ICPCHEM\1\DATA\wg250395.b\T16020A.M
Calibration File: C:\ICPCHEM\1\DATA\wg250395.b\T16020A.C
Last Cal. Update: Aug 29 2008 08:04 am
Sample Type: Sample
Dilution Factor: 500.00
Autodil Factor: Undiluted
Final Dil Factor: 500.00

Data Results:
Analytes: Pass
ISTD: Pass

QC Elements

Element	IS Ref	Tune	Corr Conc	Raw Conc	Units	RSD(%)	High Limit	Flag
78 Se	72	1	420.450	0.841	ppb	8.94	500.00	

ISTD Elements

Element	Tune	CPS Mean	RSD(%)	Ref Value	Rec(%)	QC Range(%)	Flag
72 Ge	1	285024	1.09	301915	94.4	29.5 - 125	

Tune File# 1 C:\ICPCHEM\1\7500\h2.u
Tune File# 2 C:\ICPCHEM\1\7500\
Tune File# 3 C:\ICPCHEM\1\7500\

ISTD Ref File : C:\ICPCHEM\1\DATA\wg250395.b\003CALB.D\003CALB.D#

0 :Element Failures
0 :ISTD Failures
0 :Max. Number of Failures Allowed
0 :Max. Number of ISTD Failures Allowed

Sample QC Report

Data File: C:\ICPCHEM\1\DATA\wg250395.b\030SMPL.D\030SMPL.D#
Date Acquired: Aug 28 2008 06:46 pm
Acq. Method: T16020A.M
Operator:
Sample Name: L70791-16
Misc Info:
Vial Number: 2504
Current Method: C:\ICPCHEM\1\DATA\wg250395.b\T16020A.M
Calibration File: C:\ICPCHEM\1\DATA\wg250395.b\T16020A.C
Last Cal. Update: Aug 29 2008 08:04 am
Sample Type: Sample
Dilution Factor: 500.00
Autodil Factor: Undiluted
Final Dil Factor: 500.00

Data Results:

Analytes: Pass
ISTD: Fail

QC Elements

Element	IS Ref	Tune	Corr Conc	Raw Conc	Units	RSD(%)	High Limit	Flag
78 Se	72	1	71.400	0.143	ppb	83.89	500.00	

ISTD Elements

Element	Tune	CPS Mean	RSD(%)	Ref Value	Rec(%)	QC Range(%)	Flag
72 Ge	1	362218	39.51	301915	120.0	29.5 - 125	

Tune File# 1 C:\ICPCHEM\1\7500\h2.u
Tune File# 2 C:\ICPCHEM\1\7500\
Tune File# 3 C:\ICPCHEM\1\7500\

ISTD Ref File : C:\ICPCHEM\1\DATA\wg250395.b\003CALB.D\003CALB.D#

0 :Element Failures
1 :ISTD Failures

0 :Max. Number of Failures Allowed
0 :Max. Number of ISTD Failures Allowed

Sample QC Report

Data File: C:\ICPCHEM\1\DATA\wg250395.b\031SMPL.D\031SMPL.D#
Date Acquired: Aug 28 2008 06:48 pm
Acq. Method: T16020A.M
Operator:
Sample Name: L70791-17
Misc Info:
Vial Number: 2505
Current Method: C:\ICPCHEM\1\DATA\wg250395.b\T16020A.M
Calibration File: C:\ICPCHEM\1\DATA\wg250395.b\T16020A.C
Last Cal. Update: Aug 29 2008 08:04 am
Sample Type: Sample
Dilution Factor: 500.00
Autodil Factor: Undiluted
Final Dil Factor: 500.00

Data Results:
Analytes: Pass
ISTD: Pass

QC Elements

Element	IS Ref	Tune	Corr Conc	Raw Conc	Units	RSD(%)	High Limit	Flag
78 Se	72	1	533.000	1.066	ppb	9.03	500.00	

ISTD Elements

Element	Tune	CPS Mean	RSD(%)	Ref Value	Rec(%)	QC Range(%)	Flag
72 Ge	1	332143	1.90	301915	110.0	29.5 - 125	

Tune File# 1 C:\ICPCHEM\1\7500\h2.u
Tune File# 2 C:\ICPCHEM\1\7500\
Tune File# 3 C:\ICPCHEM\1\7500\

ISTD Ref File : C:\ICPCHEM\1\DATA\wg250395.b\003CALB.D\003CALB.D#

0 :Element Failures
0 :ISTD Failures
0 :Max. Number of Failures Allowed
0 :Max. Number of ISTD Failures Allowed

Sample QC Report

Data File: C:\ICPCHEM\1\DATA\wg250395.b\032SMPL.D\032SMPL.D#
Date Acquired: Aug 28 2008 06:49 pm
Acq. Method: T16020A.M
Operator:
Sample Name: L70791-18
Misc Info:
Vial Number: 2506
Current Method: C:\ICPCHEM\1\DATA\wg250395.b\T16020A.M
Calibration File: C:\ICPCHEM\1\DATA\wg250395.b\T16020A.C
Last Cal. Update: Aug 29 2008 08:04 am
Sample Type: Sample
Dilution Factor: 500.00
Autodil Factor: Undiluted
Final Dil Factor: 500.00

Data Results:
Analytes: Pass
ISTD: Pass

QC Elements

Element	IS Ref	Tune	Corr Conc	Raw Conc	Units	RSD(%)	High Limit	Flag
78 Se	72	1	192.550	0.385	ppb	29.08	500.00	

ISTD Elements

Element	Tune	CPS Mean	RSD(%)	Ref Value	Rec(%)	QC Range(%)	Flag
72 Ge	1	325926	1.35	301915	108.0	29.5 - 125	

Tune File# 1 C:\ICPCHEM\1\7500\h2.u
Tune File# 2 C:\ICPCHEM\1\7500\
Tune File# 3 C:\ICPCHEM\1\7500\

ISTD Ref File : C:\ICPCHEM\1\DATA\wg250395.b\003CALB.D\003CALB.D#

0 :Element Failures
0 :ISTD Failures
0 :Max. Number of Failures Allowed
0 :Max. Number of ISTD Failures Allowed

Sample QC Report

Data File: C:\ICPCHEM\1\DATA\wg250395.b\033SMPL.D\033SMPL.D#
Date Acquired: Aug 28 2008 06:51 pm
Acq. Method: T16020A.M
Operator:
Sample Name: L70791-19
Misc Info:
Vial Number: 2507
Current Method: C:\ICPCHEM\1\DATA\wg250395.b\T16020A.M
Calibration File: C:\ICPCHEM\1\DATA\wg250395.b\T16020A.C
Last Cal. Update: Aug 29 2008 08:04 am
Sample Type: Sample
Dilution Factor: 500.00
Autodil Factor: Undiluted
Final Dil Factor: 500.00

Data Results:
Analytes: Pass
ISTD: Pass

QC Elements

Element	IS Ref	Tune	Corr Conc	Raw Conc	Units	RSD(%)	High Limit	Flag
78 Se	72	1	412.200	0.824	ppb	7.21	500.00	

ISTD Elements

Element	Tune	CPS Mean	RSD(%)	Ref Value	Rec(%)	QC Range(%)	Flag
72 Ge	1	328977	2.05	301915	109.0	29.5 - 125	

Tune File# 1 C:\ICPCHEM\1\7500\h2.u
Tune File# 2 C:\ICPCHEM\1\7500\
Tune File# 3 C:\ICPCHEM\1\7500\

ISTD Ref File : C:\ICPCHEM\1\DATA\wg250395.b\003CALB.D\003CALB.D#

0 :Element Failures
0 :ISTD Failures
0 :Max. Number of Failures Allowed
0 :Max. Number of ISTD Failures Allowed

Continuing Calibration Verification (CCV) QC Report

Data File: C:\ICPCHEM\1\DATA\wg250395.b\034_CCV.D\034_CCV.D#
Date Acquired: Aug 28 2008 06:52 pm
Operator:
Sample Name: CCV
Misc Info:
Vial Number: 1307
Current Method: C:\ICPCHEM\1\DATA\wg250395.b\T16020A.M
Calibration File: C:\ICPCHEM\1\DATA\wg250395.b\T16020A.C
Last Cal Update: Aug 29 2008 08:04 am
Sample Type: CCV
Total Dil Factor: 1.00

Data Results:
Analytes: Pass
ISTD: Pass

QC Elements

Element	IS Ref	Tune	Conc. ppb	RSD(%)	Expected	Rec(%)	QC Range(%)	Flag
78 Se	72	1	53.140	1.81	50.00	106.3	89 - 110	

ISTD Elements

Element	Tune	CPS Mean	RSD(%)	Ref Value	Rec(%)	QC Range(%)	Flag
72 Ge	1	289202	1.36	301915	95.8	29 - 125	

Tune File# 1 C:\ICPCHEM\1\7500\h2.u
Tune File# 2 C:\ICPCHEM\1\7500\
Tune File# 3 C:\ICPCHEM\1\7500\

ISTD Ref File : C:\ICPCHEM\1\DATA\wg250395.b\003CALB.D\003CALB.D#

0 :Element Failures
0 :ISTD Failures
0 :Max. Number of Failures Allowed
0 :Max. Number of ISTD Failures Allowed

Continuing Calibration Blank (CCB) QC Report

Data File: C:\ICPCHEM\1\DATA\wg250395.b\035_CCB.D\035_CCB.D#
Date Acquired: Aug 28 2008 06:54 pm
Operator:
Sample Name: CCB
Misc Info:
Vial Number: 1302
Current Method: C:\ICPCHEM\1\DATA\wg250395.b\T16020A.M
Calibration File: C:\ICPCHEM\1\DATA\wg250395.b\T16020A.C
Last Cal Update: Aug 29 2008 08:04 am
Sample Type: CCB
Total Dil Factor: 1.00

Data Results:
Analytes: Pass
ISTD: Pass

QC Elements

Element	IS Ref	Tune	Conc.	RSD(%)	High Limit	Flag
78 Se	72	1	0.101 ppb	43.96	0.300	

ISTD Elements

Element	Tune	CPS Mean	RSD(%)	Ref Value	Rec(%)	QC Range(%)	Flag
72 Ge	1	302514	1.55	301915	100.2	29 - 125	

Tune File# 1 C:\ICPCHEM\1\7500\h2.u
Tune File# 2 C:\ICPCHEM\1\7500\
Tune File# 3 C:\ICPCHEM\1\7500\

ISTD Ref File : C:\ICPCHEM\1\DATA\wg250395.b\003CALB.D\003CALB.D#

0 :Element Failures
0 :ISTD Failures

0 :Max. Number of Failures Allowed
0 :Max. Number of ISTD Failures Allowed

Sample QC Report

Data File: C:\ICPCHEM\1\DATA\wg250395.b\036SMPL.D\036SMPL.D#
Date Acquired: Aug 28 2008 06:55 pm
Acq. Method: T16020A.M
Operator:
Sample Name: L70791-20
Misc Info:
Vial Number: 2508
Current Method: C:\ICPCHEM\1\DATA\wg250395.b\T16020A.M
Calibration File: C:\ICPCHEM\1\DATA\wg250395.b\T16020A.C
Last Cal. Update: Aug 29 2008 08:04 am
Sample Type: Sample
Dilution Factor: 1000.00
Autodil Factor: Undiluted
Final Dil Factor: 1000.00

Data Results:
Analytes: Pass
ISTD: Pass

QC Elements

Element	IS Ref	Tune	Corr Conc	Raw Conc	Units	RSD(%)	High Limit	Flag
78 Se	72	1	449.400	0.449	ppb	3.17	500.00	

ISTD Elements

Element	Tune	CPS Mean	RSD(%)	Ref Value	Rec(%)	QC Range(%)	Flag
72 Ge	1	333935	2.30	301915	110.6	29.5 - 125	

Tune File# 1 C:\ICPCHEM\1\7500\h2.u
Tune File# 2 C:\ICPCHEM\1\7500\
Tune File# 3 C:\ICPCHEM\1\7500\

ISTD Ref File : C:\ICPCHEM\1\DATA\wg250395.b\003CALB.D\003CALB.D#

0 :Element Failures
0 :ISTD Failures
0 :Max. Number of Failures Allowed
0 :Max. Number of ISTD Failures Allowed

Sample QC Report

Data File: C:\ICPCHEM\1\DATA\wg250395.b\037SMPL.D\037SMPL.D#
Date Acquired: Aug 28 2008 06:56 pm
Acq. Method: T16020A.M
Operator:
Sample Name: L70791-20SDL
Misc Info:
Vial Number: 2509
Current Method: C:\ICPCHEM\1\DATA\wg250395.b\T16020A.M
Calibration File: C:\ICPCHEM\1\DATA\wg250395.b\T16020A.C
Last Cal. Update: Aug 29 2008 08:04 am
Sample Type: Sample
Dilution Factor: 1000.00
Autodil Factor: Undiluted
Final Dil Factor: 1000.00

Data Results:

Analytes: Pass
ISTD: Pass

QC Elements

Element	IS Ref	Tune	Corr Conc	Raw Conc	Units	RSD(%)	High Limit	Flag
78 Se	72	1	163.200	0.163	ppb	20.97	500.00	

ISTD Elements

Element	Tune	CPS Mean	RSD(%)	Ref Value	Rec(%)	QC Range(%)	Flag
72 Ge	1	305735	1.00	301915	101.3	29.5 - 125	

Tune File# 1 C:\ICPCHEM\1\7500\h2.u
Tune File# 2 C:\ICPCHEM\1\7500\
Tune File# 3 C:\ICPCHEM\1\7500\

ISTD Ref File : C:\ICPCHEM\1\DATA\wg250395.b\003CALB.D\003CALB.D#

0 :Element Failures
0 :ISTD Failures
0 :Max. Number of Failures Allowed
0 :Max. Number of ISTD Failures Allowed

Continuing Calibration Verification (CCV) QC Report

Data File: C:\ICPCHEM\1\DATA\wg250395.b\038_CCV.D\038_CCV.D#
Date Acquired: Aug 28 2008 06:58 pm
Operator:
Sample Name: CCV
Misc Info:
Vial Number: 1307
Current Method: C:\ICPCHEM\1\DATA\wg250395.b\T16020A.M
Calibration File: C:\ICPCHEM\1\DATA\wg250395.b\T16020A.C
Last Cal Update: Aug 29 2008 08:04 am
Sample Type: CCV
Total Dil Factor: 1.00

Data Results:
Analytes: Pass
ISTD: Pass

QC Elements

Element	IS Ref	Tune	Conc. ppb	RSD(%)	Expected	Rec(%)	QC Range(%)	Flag
78 Se	72	1	51.920	1.37	50.00	103.8	89 - 110	

ISTD Elements

Element	Tune	CPS Mean	RSD(%)	Ref Value	Rec(%)	QC Range(%)	Flag
72 Ge	1	292504	0.91	301915	96.9	29 - 125	

Tune File# 1 C:\ICPCHEM\1\7500\h2.u
Tune File# 2 C:\ICPCHEM\1\7500\
Tune File# 3 C:\ICPCHEM\1\7500\

ISTD Ref File : C:\ICPCHEM\1\DATA\wg250395.b\003CALB.D\003CALB.D#

0 :Element Failures
0 :ISTD Failures
0 :Max. Number of Failures Allowed
0 :Max. Number of ISTD Failures Allowed

Continuing Calibration Blank (CCB) QC Report

Data File: C:\ICPCHEM\1\DATA\wg250395.b\039_CCB.D\039_CCB.D#
Date Acquired: Aug 28 2008 06:59 pm
Operator:
Sample Name: CCB
Misc Info:
Vial Number: 1302
Current Method: C:\ICPCHEM\1\DATA\wg250395.b\T16020A.M
Calibration File: C:\ICPCHEM\1\DATA\wg250395.b\T16020A.C
Last Cal Update: Aug 29 2008 08:04 am
Sample Type: CCB
Total Dil Factor: 1.00

Data Results:
Analytes: Pass
ISTD: Pass

QC Elements

Element	IS Ref	Tune	Conc.	RSD(%)	High Limit	Flag
78 Se	72	1	0.103 ppb	36.58	0.300	

ISTD Elements

Element	Tune	CPS Mean	RSD(%)	Ref Value	Rec(%)	QC Range(%)	Flag
72 Ge	1	296779	0.55	301915	98.3	29 - 125	

Tune File# 1 C:\ICPCHEM\1\7500\h2.u
Tune File# 2 C:\ICPCHEM\1\7500\
Tune File# 3 C:\ICPCHEM\1\7500\

ISTD Ref File : C:\ICPCHEM\1\DATA\wg250395.b\003CALB.D\003CALB.D#

0 :Element Failures
0 :ISTD Failures

0 :Max. Number of Failures Allowed
0 :Max. Number of ISTD Failures Allowed

ICPMS Total 3050

QC List Type: QC-ICPMS-846
QCListMatClass: SOLID
Bench Sheet List:
QC Ref: MA-ICPMS-T-846
Group ID: MA-G-MS-4-3050
Method Ref: M6020
SOP Ref: SOPII022

WG249797

ACZ Laboratories, Inc

Instrument ID: ICPMS15
Analyst: MGH
ACZ Dept: 33
Create Date: 8/11/2008 5:01:02 PM
Start Date/Time: 8-11-08
End Date/Time: 8-15-08

SEQ	ACZ ID	Client ID	SubSX	Pri	EC	TDS	AS MS 3050	PB MS 3050	SB MS 3050	SE MS 3050	TL MS 3050	U MS 3050	Dilution
1	WG249797ICV	MS080722-4					✓	✓	✓	✓	✓	✓	1
2	WG249797ICB	NONE					✓	✓	✓	✓	✓	✓	1
3	WG249797ICSA	MS080708-2					✓	✓	✓	✓	✓	✓	1
4	WG249797ICSAB	MS080708-1					✓	✓	✓	✓	✓	✓	1
5	WG249797WASH	NONE					✓	✓	✓	✓	✓	✓	1
6	WG249661PBS	NONE					✓	✓	✓	✓	✓	✓	500
7	WG249661LCSS	PCN30289					✓	✓	✓	✓	✓		5000
8	WG249661LCSSD	PCN30289					✓	✓	✓	✓	✓		5000
9	L70791-01	CP-Q09-0-1					✓	✓	✓	✓	✓	✓	500
10	L70791-01MS	MS080707-3					✓	✓	✓	✓	✓	✓	500
11	L70791-01MSD	MS080707-3					✓	✓	✓	✓	✓	✓	500
12	L70791-02	CP-Q09-1-3					✓	✓	✓	✓	✓	✓	500
13	WG249797CCV1	MS080722-2					✓	✓	✓	✓	✓	✓	1
14	WG249797CCB1	NONE					✓	✓	✓	✓	✓	✓	1
15	L70791-03	CP-SD-07-0-1.5					✓	✓	✓	✓	✓	✓	505
16	L70791-04	CP-SD-07-1.5-3.0					✓	✓	✓	✓	✓	✓	500
17	L70791-05	CP-P12-0-1					✓	✓	✓	✓	✓	✓	500
18	L70791-06	CP-P12-1-3					✓	✓	✓	✓	✓	✓	505
19	L70791-07	CP-SD-08-0-1.5					✓	✓	✓	✓	✓	✓	505
20	L70791-08	CP-SD-08-1.5-3.0					✓	✓	✓	✓	✓	✓	500
21	L70791-09	CP-SD-10-0-1.5					✓	✓	✓	✓	✓	✓	500
22	L70791-10	CP-SD-10-1.5-3.0					✓	✓	✓	✓	✓	✓	500

Report Comments:

Internal Comments

AREV: MGH 8-15-08
Initials, Date

SREV: [illegible] 8-20-08
Initials, Date

81508

8-21-08

ICPMS Total 3050

QC List Type: QC-ICPMS-846
QCListMatClass: SOLID
Bench Sheet List:
QC Ref: MA-ICPMS-T-846
Group ID: MA-G-MS-4-3050
Method Ref: M6020
SOP Ref: SOPII022

WG249797

ACZ Laboratories, Inc

Instrument ID: ICPMS4
Analyst:
ACZ Dept: 33
Create Date: 8/11/2008 5:01:02 PM
Start Date/Time:
End Date/Time:

SEQ	ACZ ID	Client ID	SubSX	Pri	EC	TDS	AS MS 3050	PB MS 3050	SB MS 3050	SE MS 3050	TL MS 3050	U MS 3050	Dilution
23	L70791-11	CP-SD-09-0-1.5					✓	✓	✓	✓	✓	✓	500
24	L70791-11SDL	NONE					✓	✓	✓	✓	✓	✓	500
25	WG249797CCV2	MS080722-2					✓	✓	✓	✓	✓	✓	1
26	WG249797CCB2	NONE					✓	✓	✓	✓	✓	✓	1
27	L70791-12	CP-SD-09-1.5-3.0					✓	✓	✓	✓	✓	✓	500
28	L70791-13	OD-SD-01-0-1.5					✓	✓	✓	✓	✓	✓	500
29	L70791-14	OD-SD-01-1.5-3.0					✓	✓	✓	✓	✓	✓	500
30	L70791-15	OD-SD-02-0-1.5					✓	✓	✓	✓	✓	✓	500
31	L70791-16	OD-SD-02-1.5-3.0					✓	✓	✓	✓	✓	✓	500
32	L70791-17	OD-SD-04-0-1.5					✓	✓	✓	✓	✓	✓	500
33	L70791-18	OD-SD-04-1.5-3.0					✓	✓	✓	✓	✓	✓	500
34	L70791-19	OD-SD-03-0-1.5					✓	✓	✓	✓	✓	✓	500
35	L70791-20	OD-SD-03-1.5-3.0					✓	✓	✓	✓	✓	✓	500
36	WG249797CCV3	MS080722-2					✓	✓	✓	✓	✓	✓	1
37	WG249797CCB3	NONE					✓	✓	✓	✓	✓	✓	1

Report Comments:

Internal Comments

AREV:
Initials, Date

SREV:
Initials, Date

81508

ICPMS Total 3050

QC List Type: QC-ICPMS-846
QCListMatClass: SOLID
Bench Sheet List:
QC Ref: MA-ICPMS-T-846
Group ID: MA-G-MS-4-3050
Method Ref: M6020
SOP Ref: SOPII022

WG249797

ACZ Laboratories, Inc

Instrument ID: ICPMS4
Analyst:
ACZ Dept: 33
Create Date: 8/11/2008 5:01:02 PM
Start Date/Time:
End Date/Time:

Sample	Login Comments
L70791-01	16OZ SJ(INORG WALKIN)
L70791-02	16OZ SJ(INORG WALKIN)
L70791-03	16OZ SJ(INORG WALKIN)
L70791-04	16OZ SJ(INORG WALKIN)
L70791-05	16OZ SJ(INORG WALKIN)
L70791-06	16OZ SJ(INORG WALKIN)
L70791-07	16OZ SJ(INORG WALKIN)
L70791-08	16OZ SJ(INORG WALKIN)
L70791-09	16OZ SJ(INORG WALKIN)
L70791-10	16OZ SJ(INORG WALKIN)
L70791-11	16OZ SJ(INORG WALKIN)
L70791-12	16OZ SJ(INORG WALKIN)
L70791-13	16OZ SJ(INORG WALKIN)
L70791-14	16OZ SJ(INORG WALKIN)
L70791-15	16OZ SJ(INORG WALKIN)
L70791-16	16OZ SJ(INORG WALKIN)
L70791-17	16OZ SJ(INORG WALKIN)
L70791-18	16OZ SJ(INORG WALKIN)
L70791-19	16OZ SJ(INORG WALKIN)
L70791-20	16OZ SJ(INORG WALKIN)

Report Comments:

Internal Comments

AREV:
Initials, Date

SREV:
Initials, Date

81508

ACZ Laboratories, Inc.
ICPMS DATA REVIEW CHECKLIST

AREV: MSH
Date: 8-19-08

SREV: EC
Date: 8-20-08

Workgroup: WG249797
Sample Type: T3050
Analysis Date: 8-14-08
Analyst: MSH

	Yes	No	N/A
1) Is the instrument ID on the bench sheet correct?	✓		
2) Has a passing method tune been performed within 24 hours?	✓		
3) Was the low calibration point dropped? If yes, notify PM of change to PQLs.		✓	
4) Is the linear regression ≥0.995 for the analytes of interest?	✓		
5) Was the PQV standard analyzed & evaluated for DW samples ? (Fail in LIMS if no DW sxs in WG.)	✓		
6) Do the dilution factors on the benchsheet match the sequence in the raw data?	✓		
7) Is any sample analyzed on dilution appropriately "D" qualified (not required for o-cal, EC, TDS)?	✓		
8) Is the correct sub-sample type entered on the bench sheet (if different than SOP)?	✓		
9) Are the % Recoveries of the internal standards within the method limits?	✓		
10) Are all of the QC critera listed in LIMS within specified limits?		✓	
11) Are all samples requiring re-analysis / re-digestion at REDO / REDX status?	✓		
12) Are all errors properly crossed out (i.e. single-line, dated & initialed)?	✓		
13) Is a current standard/reagent form attached to the workgroup?	✓		
14) **FOR SREV**: QA/QC approval for initial training or 2 sets of initials for WG & LIMS?	✓		

For any of the items listed above that are checked "No" state the corrective action/explanation below.

QC/Sample ID	Analytical Problem	Corrective action
Sb	CAL STDs off	Redo Sb
CCV1	Tl=113	Redo SXs
SDL	Tl=23	Redo
CCV2	Se	Redo
	Tl	Redo
	U	Redo
CCV3	As Sb Se Tl U	Redo
791-20	Pb=511	Redo 10X @ Bench

FRMII012.02.08.10

ACZ LABORATORIES, INC.
Standards/Reagents Information
ICPMS, Methods 6020 and 200.8

Calibration Standards

6020/200.8 Stock #1: MS080714-6 SCN
6020/200.8 Stock #2: MS080714-7 SCN
6020/200.8 Ag/Sb Stock: MS080722-1 SCN

INT. STD.: MS080804-2 SCN

PQV: MS080730-2 SCN
EXP. 8/31/08

Nitric Acid: 30207 PCN

Hydrochloric Acid: 30082 PCN

Std_sheet

Calibration Coefficients

Sample Name: **ICV**
Date Acquired: **Aug 14 2008 07:11 pm**
Acq. Method: **6020ACZ1.M**
Current Method Pa**\ICPCHEM\1\DATA\wg249797.b**
Calibration Pat**\ICPCHEM\1\DATA\wg249797.b**

Element Name	Mass	Calibration Corr Coef	Tune Step	IS Ref
Be	9	0.9991	3	6
B	11	1.0000	3	6
Al	27	1.0000	3	72
V	51	1.0000	2	45
Cr	52	1.0000	2	45
Mn	55	0.9997	3	72
Co	59	0.9998	3	72
Ni	60	1.0000	2	45
Cu	63	1.0000	2	45
Zn	66	0.9999	3	72
As	75	1.0000	2	45
Se	78	1.0000	1	45
Mo	98	1.0000	3	115
Ag	107	1.0000	3	115
Cd	111	1.0000	3	115
Sn	118	0.9998	3	115
Sb	121	0.9984	3	115
Ba	137	0.9998	3	115
Tl	205	0.9998	3	209
Pb	208	1.0000	3	209
Th	232	1.0000	3	209
U	238	0.9999	3	209

ACZ Laboratories, Inc.
2773 Downhill Drive Steamboat Springs, CO 80487 (800) 334-5493

Workgroup Review and Approval

WG249797

Date Reported: 20-Aug-08
Run ID: R624634
Date Analyzed: 14-Aug-08
ICAL Workgroup:
Instrument ID: ICPMS5

WG249797ICV

Tag: Measured: 8/14/2008 7:11:00 PM

Status	Parm_Stored	Type	Value	Dil	Qual	Units	Appv	MDL	RDL	Text Value	Ext Qual
FAIL	ANTIMONY	FOUND	0.01028	1		mg/L	++	0.0004	0.002		
FAIL	ANTIMONY	REC	51.2	1		%	ALRT	0.0004	0.002		
SREV	ARSENIC	FOUND	0.0526	1		mg/L	++	0.0005	0.001		
SREV	ARSENIC	REC	105.2	1		%	++	0.0005	0.001		
SREV	LEAD	FOUND	0.05009	1		mg/L	++	0.0001	0.0005		
SREV	LEAD	REC	100.2	1		%	++	0.0001	0.0005		
SREV	SELENIUM	FOUND	0.05309	1		mg/L	++	0.0001	0.0005		
SREV	SELENIUM	REC	106.2	1		%	++	0.0001	0.0005		
SREV	THALLIUM	FOUND	0.05388	1		mg/L	++	0.0001	0.0005		
SREV	THALLIUM	REC	107.8	1		%	++	0.0001	0.0005		
SREV	URANIUM	FOUND	0.05224	1		mg/L	++	0.0001	0.0005		
SREV	URANIUM	REC	104.5	1		%	++	0.0001	0.0005		

WG249797ICB

Tag: Measured: 8/14/2008 7:18:00 PM

Status	Parm_Stored	Type	Value	Dil	Qual	Units	Appv	MDL	RDL	Text Value	Ext Qual
SREV	ANTIMONY	FOUND		1	U	mg/L	++	0.0004	0.002		
SREV	ARSENIC	FOUND		1	U	mg/L	++	0.0005	0.001		
SREV	LEAD	FOUND		1	U	mg/L	++	0.0001	0.0005		
SREV	SELENIUM	FOUND		1	U	mg/L	++	0.0001	0.0005		
SREV	THALLIUM	FOUND		1	U	mg/L	++	0.0001	0.0005		
SREV	URANIUM	FOUND		1	U	mg/L	++	0.0001	0.0005		

WG249797ICSA

Tag: Measured: 8/14/2008 7:24:00 PM

Status	Parm_Stored	Type	Value	Dil	Qual	Units	Appv	MDL	RDL	Text Value	Ext Qual
SREV	ANTIMONY	FOUND		1	U	mg/L	++	0.0004	0.002		
SREV	ARSENIC	FOUND		1	U	mg/L	++	0.0005	0.001		
SREV	LEAD	FOUND	0.00024	1	B	mg/L	++	0.0001	0.0005		
SREV	SELENIUM	FOUND		1	U	mg/L	++	0.0001	0.0005		
SREV	THALLIUM	FOUND		1	U	mg/L	++	0.0001	0.0005		
SREV	URANIUM	FOUND		1	U	mg/L	++	0.0001	0.0005		

WG249797ICSAB

Tag: Measured: 8/14/2008 7:31:00 PM

Status	Parm_Stored	Type	Value	Dil	Qual	Units	Appv	MDL	RDL	Text Value	Ext Qual
FAIL	ANTIMONY	FOUND	0.00565	1		mg/L	++	0.0004	0.002		
FAIL	ANTIMONY	REC	56.5	1		%	ALRT	0.0004	0.002		
SREV	ARSENIC	FOUND	0.02192	1		mg/L	++	0.0005	0.001		
SREV	ARSENIC	REC	109.6	1		%	++	0.0005	0.001		
SREV	LEAD	FOUND	0.0212	1		mg/L	++	0.0001	0.0005		
SREV	LEAD	REC	106	1		%	++	0.0001	0.0005		
SREV	SELENIUM	FOUND	0.02125	1		mg/L	++	0.0001	0.0005		
SREV	SELENIUM	REC	106.3	1		%	++	0.0001	0.0005		
SREV	THALLIUM	FOUND	0.02089	1		mg/L	++	0.0001	0.0005		
SREV	THALLIUM	REC	104.2	1		%	++	0.0001	0.0005		
SREV	URANIUM	FOUND	0.02246	1		mg/L	++	0.0001	0.0005		
SREV	URANIUM	REC	112.3	1		%	++	0.0001	0.0005		

WG249661PBS

Tag: Measured: 8/14/2008 7:44:00 PM

Status	Parm_Stored	Type	Value	Dil	Qual	Units	Appv	MDL	RDL	Text Value	Ext Qual
FAIL	ANTIMONY	FOUND	0.3	500	B	mg/Kg	++	0.2	1		
SREV	ARSENIC	FOUND		500	U	mg/Kg	++	0.3	0.5		
SREV	LEAD	FOUND		500	U	mg/Kg	++	0.05	0.3		
SREV	SELENIUM	FOUND		500	U	mg/Kg	++	0.05	0.3		
SREV	THALLIUM	FOUND		500	U	mg/Kg	++	0.05	0.3		
SREV	URANIUM	FOUND		500	U	mg/Kg	++	0.05	0.3		

WG249661LCSS

Tag: Measured: 8/14/2008 7:51:00 PM

Status	Parm_Stored	Type	Value	Dil	Qual	Units	Appv	MDL	RDL	Text Value	Ext Qual
FAIL	ANTIMONY	FOUND	50.5	5000		mg/Kg	ALRT	2	10		
FAIL	ANTIMONY	REC	40.1	5000		%	++	2	10		
SREV	ARSENIC	FOUND	254.7	5000		mg/Kg	++	3	5		
SREV	ARSENIC	REC	113.2	5000		%	++	3	5		
SREV	LEAD	FOUND	245.35	5000		mg/Kg	++	0.5	3		
SREV	LEAD	REC	110	5000		%	++	0.5	3		
SREV	SELENIUM	FOUND	163.45	5000		mg/Kg	++	0.5	3		
SREV	SELENIUM	REC	111.2	5000		%	++	0.5	3		
SREV	THALLIUM	FOUND	186.25	5000		mg/Kg	++	0.5	3		
SREV	THALLIUM	REC	107.7	5000		%	++	0.5	3		

WG249661LCSSD

Tag: Measured: 8/14/2008 7:58:00 PM

Status	Parm_Stored	Type	Value	Dil	Qual	Units	Appv	MDL	RDL	Text Value	Ext Qual
FAIL	ANTIMONY	FOUND	52.9	5000		mg/Kg	ALRT	2	10		
FAIL	ANTIMONY	REC	42	5000		%	++	2	10		
FAIL	ANTIMONY	RPD	4.6	5000		%	++	2	10		
SREV	ARSENIC	FOUND	263.6	5000		mg/Kg	++	3	5		
SREV	ARSENIC	REC	117.2	5000		%	++	3	5		
SREV	ARSENIC	RPD	3.4	5000		%	++	3	5		
SREV	LEAD	FOUND	241.35	5000		mg/Kg	++	0.5	3		
SREV	LEAD	REC	108.2	5000		%	++	0.5	3		
SREV	LEAD	RPD	1.6	5000		%	++	0.5	3		
SREV	SELENIUM	FOUND	178.25	5000		mg/Kg	++	0.5	3		
SREV	SELENIUM	REC	121.3	5000		%	++	0.5	3		
SREV	SELENIUM	RPD	8.7	5000		%	++	0.5	3		
SREV	THALLIUM	FOUND	192.65	5000		mg/Kg	++	0.5	3		
SREV	THALLIUM	REC	111.4	5000		%	++	0.5	3		
SREV	THALLIUM	RPD	3.4	5000		%	++	0.5	3		

L70791-01

Tag: Measured: 8/14/2008 8:04:00 PM

Status	Parm_Stored	Type	Value	Dil	Qual	Units	Appv	MDL	RDL	Text Value	Ext Qual
REDO	ANTIMONY	REG	0.2	500	B	mg/Kg	++	0.2	1		
SREV	ARSENIC	-MS-3050	2.3	500		mg/Kg	++	0.3	0.5		
SREV	LEAD	-MS-3050	4.61	500		mg/Kg	++	0.05	0.3		
SREV	SELENIUM	-MS-3050	0.35	500		mg/Kg	++	0.05	0.3		
REDO	THALLIUM	-MS-3050	0.28	500	B	mg/Kg	++	0.05	0.3		
SREV	URANIUM	-MS-3050	2.21	500		mg/Kg	++	0.05	0.3		TB

L70791-01MS

Tag: Measured: 8/14/2008 8:11:00 PM

Status	Parm_Stored	Type	Value	Dil	Qual	Units	Appv	MDL	RDL	Text Value	Ext Qual
FAIL	ANTIMONY	FOUND	1.35	500		mg/Kg	++	0.2	1		
FAIL	ANTIMONY	REC	23	500		%	ALRT	0.2	1		
SREV	ARSENIC	FOUND	27.69	500		mg/Kg	++	0.3	0.5		
SREV	ARSENIC	REC	101.6	500		%	++	0.3	0.5		
SREV	LEAD	FOUND	31.925	500		mg/Kg	++	0.05	0.3		
SREV	LEAD	REC	109.3	500		%	++	0.05	0.3		
SREV	SELENIUM	FOUND	13.245	500		mg/Kg	++	0.05	0.3		
SREV	SELENIUM	REC	103.2	500		%	++	0.05	0.3		
SREV	THALLIUM	FOUND	26.92	500		mg/Kg	++	0.05	0.3		
SREV	THALLIUM	REC	106.3	500		%	++	0.05	0.3		
SREV	URANIUM	FOUND	16.835	500		mg/Kg	++	0.05	0.3		
SREV	URANIUM	REC	117	500		%	++	0.05	0.3		

L70791-01MSD

Tag: Measured: 8/14/2008 8:17:00 PM

Status	Parm_Stored	Type	Value	Dil	Qual	Units	Appv	MDL	RDL	Text Value	Ext Qual
FAIL	ANTIMONY	FOUND	1.34	500		mg/Kg	++	0.2	1		
FAIL	ANTIMONY	REC	22.8	500		%	ALRT	0.2	1		
FAIL	ANTIMONY	RPD	0.74	500		%	++	0.2	1		
SREV	ARSENIC	FOUND	28.64	500		mg/Kg	++	0.3	0.5		
SREV	ARSENIC	REC	105.4	500		%	++	0.3	0.5		
SREV	ARSENIC	RPD	3.37	500		%	++	0.3	0.5		
SREV	LEAD	FOUND	31.73	500		mg/Kg	++	0.05	0.3		
SREV	LEAD	REC	108.5	500		%	++	0.05	0.3		
SREV	LEAD	RPD	0.61	500		%	++	0.05	0.3		
SREV	SELENIUM	FOUND	12.73	500		mg/Kg	++	0.05	0.3		
SREV	SELENIUM	REC	99	500		%	++	0.05	0.3		
SREV	SELENIUM	RPD	3.97	500		%	++	0.05	0.3		
SREV	THALLIUM	FOUND	27.325	500		mg/Kg	++	0.05	0.3		
SREV	THALLIUM	REC	108	500		%	++	0.05	0.3		
SREV	THALLIUM	RPD	1.49	500		%	++	0.05	0.3		
SREV	URANIUM	FOUND	16.455	500		mg/Kg	++	0.05	0.3		
SREV	URANIUM	REC	114	500		%	++	0.05	0.3		
SREV	URANIUM	RPD	2.28	500		%	++	0.05	0.3		

L70791-02

Tag: Measured: 8/14/2008 8:23:00 PM

Status	Parm_Stored	Type	Value	Dil	Qual	Units	Appv	MDL	RDL	Text Value	Ext Qual
REDO	ANTIMONY	REG		500	U	mg/Kg	++	0.2	1		
SREV	ARSENIC	-MS-3050	1.5	500		mg/Kg	++	0.3	0.5		
SREV	LEAD	-MS-3050	3.19	500		mg/Kg	++	0.05	0.3		
SREV	SELENIUM	-MS-3050	0.14	500	B	mg/Kg	++	0.05	0.3		
REDO	THALLIUM	REG	0.52	500		mg/Kg	++	0.05	0.3		
SREV	URANIUM	-MS-3050	2.67	500		mg/Kg	++	0.05	0.3		TB

L70791-03

Tag: Measured: 8/14/2008 8:30:00 PM

Status	Parm_Stored	Type	Value	Dil	Qual	Units	Appv	MDL	RDL	Text Value	Ext Qual
REDO	ANTIMONY	REG		505	U	mg/Kg	++	0.2	1		
SREV	ARSENIC	-MS-3050	2.9	505		mg/Kg	++	0.3	0.5		
SREV	LEAD	-MS-3050	7.05	505		mg/Kg	++	0.05	0.3		
SREV	SELENIUM	-MS-3050	0.34	505		mg/Kg	++	0.05	0.3		
REDO	THALLIUM	REG	0.29	505	B	mg/Kg	++	0.05	0.3		
SREV	URANIUM	-MS-3050	3.45	505		mg/Kg	++	0.05	0.3		TB

WG249797CCV1

Tag: Measured: 8/14/2008 8:36:00 PM

Status	Parm_Stored	Type	Value	Dil	Qual	Units	Appv	MDL	RDL	Text Value	Ext Qual
FAIL	ANTIMONY	FOUND	0.01029	1		mg/L	++	0.0004	0.002		
FAIL	ANTIMONY	REC	51.3	1		%	ALRT	0.0004	0.002		
SREV	ARSENIC	FOUND	0.05367	1		mg/L	++	0.0005	0.001		
SREV	ARSENIC	REC	107.3	1		%	++	0.0005	0.001		
SREV	LEAD	FOUND	0.05209	1		mg/L	++	0.0001	0.0005		
SREV	LEAD	REC	104.2	1		%	++	0.0001	0.0005		
SREV	SELENIUM	FOUND	0.05327	1		mg/L	++	0.0001	0.0005		
SREV	SELENIUM	REC	106.5	1		%	++	0.0001	0.0005		
FAIL	THALLIUM	FOUND	0.05626	1		mg/L	++	0.0001	0.0005		
FAIL	THALLIUM	REC	112.5	1		%	ALRT	0.0001	0.0005		
SREV	URANIUM	FOUND	0.05503	1		mg/L	++	0.0001	0.0005		
SREV	URANIUM	REC	110.1	1		%	++	0.0001	0.0005		

WG249797CCB1

Tag: Measured: 8/14/2008 8:43:00 PM

Status	Parm_Stored	Type	Value	Dil	Qual	Units	Appv	MDL	RDL	Text Value	Ext Qual
SREV	ANTIMONY	FOUND		1	U	mg/L	++	0.0004	0.002		
SREV	ARSENIC	FOUND		1	U	mg/L	++	0.0005	0.001		
SREV	LEAD	FOUND		1	U	mg/L	++	0.0001	0.0005		
SREV	SELENIUM	FOUND		1	U	mg/L	++	0.0001	0.0005		
SREV	THALLIUM	FOUND	0.00012	1	B	mg/L	++	0.0001	0.0005		
SREV	URANIUM	FOUND		1	U	mg/L	++	0.0001	0.0005		

L70791-04

Tag: Measured: 8/14/2008 8:49:00 PM

Status	Parm_Stored	Type	Value	Dil	Qual	Units	Appv	MDL	RDL	Text Value	Ext Qual
REDO	ANTIMONY	REG		500	U	mg/Kg	++	0.2	1		
SREV	ARSENIC	-MS-3050	0.8	500		mg/Kg	++	0.3	0.5		
SREV	LEAD	-MS-3050	2.49	500		mg/Kg	++	0.05	0.3		
SREV	SELENIUM	-MS-3050		500	U	mg/Kg	++	0.05	0.3		VC
REDO	THALLIUM	REG	0.33	500		mg/Kg	++	0.05	0.3		
REDO	URANIUM	REG	2.45	500		mg/Kg	++	0.05	0.3		TB

L70791-05

Tag: Measured: 8/14/2008 8:56:00 PM

Status	Parm_Stored	Type	Value	Dil	Qual	Units	Appv	MDL	RDL	Text Value	Ext Qual
REDO	ANTIMONY	REG	0.5	500	B	mg/Kg	++	0.2	1		
SREV	ARSENIC	-MS-3050	5.5	500		mg/Kg	++	0.3	0.5		
SREV	LEAD	-MS-3050	39	500		mg/Kg	++	0.05	0.3		
REDO	SELENIUM	REG	1.57	500		mg/Kg	++	0.05	0.3		
REDO	THALLIUM	REG	0.29	500	B	mg/Kg	++	0.05	0.3		
REDO	URANIUM	REG	3.49	500		mg/Kg	++	0.05	0.3		TB

L70791-06

Tag: Measured: 8/14/2008 9:02:00 PM

Status	Parm_Stored	Type	Value	Dil	Qual	Units	Appv	MDL	RDL	Text Value	Ext Qual
REDO	ANTIMONY	REG		505	U	mg/Kg	++	0.2	1		
SREV	ARSENIC	-MS-3050	3.4	505		mg/Kg	++	0.3	0.5		
SREV	LEAD	-MS-3050	7.98	505		mg/Kg	++	0.05	0.3		
REDO	SELENIUM	REG	0.16	505	B	mg/Kg	++	0.05	0.3		
REDO	THALLIUM	REG	0.2	505	B	mg/Kg	++	0.05	0.3		
REDO	URANIUM	REG	1.44	505		mg/Kg	++	0.05	0.3		TB

L70791-07

Tag: Measured: 8/14/2008 9:09:00 PM

Status	Parm_Stored	Type	Value	Dil	Qual	Units	Appv	MDL	RDL	Text Value	Ext Qual
REDO	ANTIMONY	REG		505	U	mg/Kg	++	0.2	1		
SREV	ARSENIC	-MS-3050	2	505		mg/Kg	++	0.3	0.5		
SREV	LEAD	-MS-3050	6.87	505		mg/Kg	++	0.05	0.3		
REDO	SELENIUM	REG	0.27	505	B	mg/Kg	++	0.05	0.3		
REDO	THALLIUM	REG	0.29	505	B	mg/Kg	++	0.05	0.3		
REDO	URANIUM	REG	6.87	505		mg/Kg	++	0.05	0.3		TB

L70791-08

Tag: Measured: 8/14/2008 9:15:00 PM

Status	Parm_Stored	Type	Value	Dil	Qual	Units	Appv	MDL	RDL	Text Value	Ext Qual
REDO	ANTIMONY	REG		500	U	mg/Kg	++	0.2	1		
SREV	ARSENIC	-MS-3050	1.2	500		mg/Kg	++	0.3	0.5		
SREV	LEAD	-MS-3050	3.69	500		mg/Kg	++	0.05	0.3		
REDO	SELENIUM	REG	0.06	500	B	mg/Kg	++	0.05	0.3		
REDO	THALLIUM	REG	0.38	500		mg/Kg	++	0.05	0.3		
REDO	URANIUM	REG	4.45	500		mg/Kg	++	0.05	0.3		TB

L70791-09

Tag: Measured: 8/14/2008 9:22:00 PM

Status	Parm_Stored	Type	Value	Dil	Qual	Units	Appv	MDL	RDL	Text Value	Ext Qual
REDO	ANTIMONY	REG		500	U	mg/Kg	++	0.2	1		
SREV	ARSENIC	-MS-3050	3.6	500		mg/Kg	++	0.3	0.5		
SREV	LEAD	-MS-3050	6.23	500		mg/Kg	++	0.05	0.3		
REDO	SELENIUM	REG	0.39	500		mg/Kg	++	0.05	0.3		
REDO	THALLIUM	REG	0.3	500	B	mg/Kg	++	0.05	0.3		
REDO	URANIUM	REG	4.83	500		mg/Kg	++	0.05	0.3		TB

L70791-10

Tag: Measured: 8/14/2008 9:28:00 PM

Status	Parm_Stored	Type	Value	Dil	Qual	Units	Appv	MDL	RDL	Text Value	Ext Qual
REDO	ANTIMONY	REG		500	U	mg/Kg	++	0.2	1		
SREV	ARSENIC	-MS-3050	1.2	500		mg/Kg	++	0.3	0.5		
SREV	LEAD	-MS-3050	1.81	500		mg/Kg	++	0.05	0.3		
SREV	SELENIUM	-MS-3050		500	U	mg/Kg	++	0.05	0.3		VC
REDO	THALLIUM	REG	0.35	500		mg/Kg	++	0.05	0.3		
REDO	URANIUM	REG	4.85	500		mg/Kg	++	0.05	0.3		TB

L70791-11

Tag: Measured: 8/14/2008 9:35:00 PM

Status	Parm_Stored	Type	Value	Dil	Qual	Units	Appv	MDL	RDL	Text Value	Ext Qual
REDO	ANTIMONY	REG		500	U	mg/Kg	++	0.2	1		
SREV	ARSENIC	-MS-3050	1.9	500		mg/Kg	++	0.3	0.5		
SREV	LEAD	-MS-3050	11.3	500		mg/Kg	++	0.05	0.3		
REDO	SELENIUM	REG	0.31	500		mg/Kg	++	0.05	0.3		
REDO	THALLIUM	REG	0.24	500	B	mg/Kg	++	0.05	0.3		
REDO	URANIUM	REG	2.66	500		mg/Kg	++	0.05	0.3		TB

L70791-11SDL

Tag: Measured: 8/14/2008 9:41:00 PM

Status	Parm_Stored	Type	Value	Dil	Qual	Units	Appv	MDL	RDL	Text Value	Ext Qual
SREV	ANTIMONY	D		500	U	%	++	0.2	1		
SREV	ANTIMONY	FOUND		500	U	mg/Kg	++	0.2	1		
SREV	ANTIMONY	REG	0	500	U	mg/Kg	++	0.2	1		
SREV	ARSENIC	D	2.6	500		%	++	0.3	0.5		
SREV	ARSENIC	FOUND	0.37	500	B	mg/Kg	++	0.3	0.5		
SREV	ARSENIC	REG	1.85	500	B	mg/Kg	++	0.3	0.5		
SREV	LEAD	D	0.2	500		%	++	0.05	0.3		
SREV	LEAD	FOUND	2.264	500		mg/Kg	++	0.05	0.3		
SREV	LEAD	REG	11.32	500		mg/Kg	++	0.05	0.3		
SREV	SELENIUM	D	0	500		%	++	0.05	0.3		
SREV	SELENIUM	FOUND	0.062	500	B	mg/Kg	++	0.05	0.3		
SREV	SELENIUM	REG	0.31	500	B	mg/Kg	++	0.05	0.3		
FAIL	THALLIUM	D	22.9	500	B	%	ALRT	0.05	0.3		
FAIL	THALLIUM	FOUND	0.059	500	B	mg/Kg	++	0.05	0.3		
FAIL	THALLIUM	REG	0.295	500	B	mg/Kg	++	0.05	0.3		
SREV	URANIUM	D	3	500		%	++	0.05	0.3		
SREV	URANIUM	FOUND	0.516	500		mg/Kg	++	0.05	0.3		
SREV	URANIUM	REG	2.58	500		mg/Kg	++	0.05	0.3		

L70791-12

Tag: Measured: 8/14/2008 9:48:00 PM

Status	Parm_Stored	Type	Value	Dil	Qual	Units	Appv	MDL	RDL	Text Value	Ext Qual
REDO	ANTIMONY	REG		500	U	mg/Kg	++	0.2	1		
SREV	ARSENIC	-MS-3050	0.7	500		mg/Kg	++	0.3	0.5		
SREV	LEAD	-MS-3050	26.6	500		mg/Kg	++	0.05	0.3		
SREV	SELENIUM	-MS-3050		500	U	mg/Kg	++	0.05	0.3		VC
REDO	THALLIUM	REG	0.27	500	B	mg/Kg	++	0.05	0.3		
REDO	URANIUM	REG	2.7	500		mg/Kg	++	0.05	0.3		TB

WG249797CCV2

Tag: Measured: 8/14/2008 9:54:00 PM

Status	Parm_Stored	Type	Value	Dil	Qual	Units	Appv	MDL	RDL	Text Value	Ext Qual
FAIL	ANTIMONY	FOUND	0.01046	1		mg/L	++	0.0004	0.002		
FAIL	ANTIMONY	REC	52.1	1		%	ALRT	0.0004	0.002		
SREV	ARSENIC	FOUND	0.05433	1		mg/L	++	0.0005	0.001		
SREV	ARSENIC	REC	108.7	1		%	++	0.0005	0.001		
SREV	LEAD	FOUND	0.05241	1		mg/L	++	0.0001	0.0005		
SREV	LEAD	REC	104.8	1		%	++	0.0001	0.0005		
SREV	SELENIUM	FOUND	0.05581	1		mg/L	++	0.0001	0.0005		
SREV	SELENIUM	REC	111.6	1		%	ALRT	0.0001	0.0005		VC
FAIL	THALLIUM	FOUND	0.05625	1		mg/L	++	0.0001	0.0005		
FAIL	THALLIUM	REC	112.5	1		%	ALRT	0.0001	0.0005		
FAIL	URANIUM	FOUND	0.05585	1		mg/L	++	0.0001	0.0005		
FAIL	URANIUM	REC	111.7	1		%	ALRT	0.0001	0.0005		

WG249797CCB2

Tag: Measured: 8/14/2008 10:01:00 PM

Status	Parm_Stored	Type	Value	Dil	Qual	Units	Appv	MDL	RDL	Text Value	Ext Qual
SREV	ANTIMONY	FOUND		1	U	mg/L	++	0.0004	0.002		
SREV	ARSENIC	FOUND		1	U	mg/L	++	0.0005	0.001		
SREV	LEAD	FOUND		1	U	mg/L	++	0.0001	0.0005		
SREV	SELENIUM	FOUND		1	U	mg/L	++	0.0001	0.0005		
SREV	THALLIUM	FOUND		1	U	mg/L	++	0.0001	0.0005		
SREV	URANIUM	FOUND		1	U	mg/L	++	0.0001	0.0005		

L70791-13 Tag: Measured: 8/14/2008 10:07:00 PM

Status	Parm_Stored	Type	Value	Dil	Qual	Units	Appv	MDL	RDL	Text Value	Ext Qual
REDO	ANTIMONY	REG		500	U	mg/Kg	++	0.2	1		
REDO	ARSENIC	REG	2.1	500		mg/Kg	++	0.3	0.5		
SREV	LEAD	-MS-3050	5.32	500		mg/Kg	++	0.05	0.3		
REDO	SELENIUM	REG	0.21	500	B	mg/Kg	++	0.05	0.3		
REDO	THALLIUM	REG	0.33	500		mg/Kg	++	0.05	0.3		
REDO	URANIUM	REG	3.51	500		mg/Kg	++	0.05	0.3		TB

L70791-14 Tag: Measured: 8/14/2008 10:14:00 PM

Status	Parm_Stored	Type	Value	Dil	Qual	Units	Appv	MDL	RDL	Text Value	Ext Qual
REDO	ANTIMONY	REG		500	U	mg/Kg	++	0.2	1		
REDO	ARSENIC	REG	1.1	500		mg/Kg	++	0.3	0.5		
SREV	LEAD	-MS-3050	2.59	500		mg/Kg	++	0.05	0.3		
REDO	SELENIUM	REG	0.06	500	B	mg/Kg	++	0.05	0.3		
REDO	THALLIUM	REG	0.31	500		mg/Kg	++	0.05	0.3		
REDO	URANIUM	REG	8.3	500		mg/Kg	++	0.05	0.3		TB

L70791-15 Tag: Measured: 8/14/2008 10:20:00 PM

Status	Parm_Stored	Type	Value	Dil	Qual	Units	Appv	MDL	RDL	Text Value	Ext Qual
REDO	ANTIMONY	REG		500	U	mg/Kg	++	0.2	1		
REDO	ARSENIC	REG	2.2	500		mg/Kg	++	0.3	0.5		
SREV	LEAD	-MS-3050	7.63	500		mg/Kg	++	0.05	0.3		
REDO	SELENIUM	REG	0.39	500		mg/Kg	++	0.05	0.3		
REDO	THALLIUM	REG	0.33	500		mg/Kg	++	0.05	0.3		
REDO	URANIUM	REG	5.1	500		mg/Kg	++	0.05	0.3		TB

L70791-16 Tag: Measured: 8/14/2008 10:26:00 PM

Status	Parm_Stored	Type	Value	Dil	Qual	Units	Appv	MDL	RDL	Text Value	Ext Qual
REDO	ANTIMONY	REG		500	U	mg/Kg	++	0.2	1		
REDO	ARSENIC	REG	0.8	500		mg/Kg	++	0.3	0.5		
SREV	LEAD	-MS-3050	1.89	500		mg/Kg	++	0.05	0.3		
REDO	SELENIUM	REG	0.07	500	B	mg/Kg	++	0.05	0.3		
REDO	THALLIUM	REG	0.36	500		mg/Kg	++	0.05	0.3		
REDO	URANIUM	REG	3.78	500		mg/Kg	++	0.05	0.3		TB

L70791-17 Tag: Measured: 8/14/2008 10:33:00 PM

Status	Parm_Stored	Type	Value	Dil	Qual	Units	Appv	MDL	RDL	Text Value	Ext Qual
REDO	ANTIMONY	REG		500	U	mg/Kg	++	0.2	1		
REDO	ARSENIC	REG	3.2	500		mg/Kg	++	0.3	0.5		
SREV	LEAD	-MS-3050	8.86	500		mg/Kg	++	0.05	0.3		
REDO	SELENIUM	REG	0.7	500		mg/Kg	++	0.05	0.3		
REDO	THALLIUM	REG	0.34	500		mg/Kg	++	0.05	0.3		
REDO	URANIUM	REG	4.71	500		mg/Kg	++	0.05	0.3		TB

L70791-18

Tag: Measured: 8/14/2008 10:39:00 PM

Status	Parm_Stored	Type	Value	Dil	Qual	Units	Appv	MDL	RDL	Text Value	Ext Qual
REDO	ANTIMONY	REG		500	U	mg/Kg	++	0.2	1		
REDO	ARSENIC	REG	2.2	500		mg/Kg	++	0.3	0.5		
SREV	LEAD	-MS-3050	2.2	500		mg/Kg	++	0.05	0.3		
REDO	SELENIUM	REG	0.22	500	B	mg/Kg	++	0.05	0.3		
REDO	THALLIUM	REG	0.29	500	B	mg/Kg	++	0.05	0.3		
REDO	URANIUM	REG	2.35	500		mg/Kg	++	0.05	0.3		TB

L70791-19

Tag: Measured: 8/14/2008 10:46:00 PM

Status	Parm_Stored	Type	Value	Dil	Qual	Units	Appv	MDL	RDL	Text Value	Ext Qual
REDO	ANTIMONY	REG		500	U	mg/Kg	++	0.2	1		
REDO	ARSENIC	REG	2.9	500		mg/Kg	++	0.3	0.5		
SREV	LEAD	-MS-3050	46.7	500		mg/Kg	++	0.05	0.3		
REDO	SELENIUM	REG	0.56	500		mg/Kg	++	0.05	0.3		
REDO	THALLIUM	REG	0.31	500		mg/Kg	++	0.05	0.3		
REDO	URANIUM	REG	8.64	500		mg/Kg	++	0.05	0.3		TB

L70791-20

Tag: Measured: 8/14/2008 10:52:00 PM

Status	Parm_Stored	Type	Value	Dil	Qual	Units	Appv	MDL	RDL	Text Value	Ext Qual
REDO	ANTIMONY	REG	0.2	500	B	mg/Kg	++	0.2	1		
REDO	ARSENIC	REG	2.8	500		mg/Kg	++	0.3	0.5		
REDO	LEAD	REG	256	500		mg/Kg	++	0.05	0.3		
REDO	SELENIUM	REG	0.64	500		mg/Kg	++	0.05	0.3		
REDO	THALLIUM	REG	0.26	500	B	mg/Kg	++	0.05	0.3		
REDO	URANIUM	REG	8.66	500		mg/Kg	++	0.05	0.3		TB

WG249797CCV3

Tag: Measured: 8/14/2008 10:59:00 PM

Status	Parm_Stored	Type	Value	Dil	Qual	Units	Appv	MDL	RDL	Text Value	Ext Qual
FAIL	ANTIMONY	FOUND	0.01055	1		mg/L	++	0.0004	0.002		
FAIL	ANTIMONY	REC	52.6	1		%	ALRT	0.0004	0.002		
FAIL	ARSENIC	FOUND	0.05523	1		mg/L	++	0.0005	0.001		
FAIL	ARSENIC	REC	110.5	1		%	ALRT	0.0005	0.001		
SREV	LEAD	FOUND	0.05309	1		mg/L	++	0.0001	0.0005		
SREV	LEAD	REC	106.2	1		%	++	0.0001	0.0005		
FAIL	SELENIUM	FOUND	0.05644	1		mg/L	++	0.0001	0.0005		
FAIL	SELENIUM	REC	112.9	1		%	ALRT	0.0001	0.0005		
FAIL	THALLIUM	FOUND	0.05764	1		mg/L	++	0.0001	0.0005		
FAIL	THALLIUM	REC	115.3	1		%	ALRT	0.0001	0.0005		
FAIL	URANIUM	FOUND	0.05772	1		mg/L	++	0.0001	0.0005		
FAIL	URANIUM	REC	115.4	1		%	ALRT	0.0001	0.0005		

WG249797CCB3

Tag: Measured: 8/14/2008 11:05:00 PM

Status	Parm_Stored	Type	Value	Dil	Qual	Units	Appv	MDL	RDL	Text Value	Ext Qual
SREV	ANTIMONY	FOUND		1	U	mg/L	++	0.0004	0.002		
SREV	ARSENIC	FOUND		1	U	mg/L	++	0.0005	0.001		
SREV	LEAD	FOUND		1	U	mg/L	++	0.0001	0.0005		
SREV	SELENIUM	FOUND		1	U	mg/L	++	0.0001	0.0005		
SREV	THALLIUM	FOUND		1	U	mg/L	++	0.0001	0.0005		
SREV	URANIUM	FOUND		1	U	mg/L	++	0.0001	0.0005		

Sample QC Report

Data File: C:\ICPCHEM\1\DATA\wg249797.b\001SMPL.D\001SMPL.D#
Date Acquired: Aug 14 2008 06:26 pm
Acq. Method: 6020ACZ1.M
Operator:
Sample Name: wash
Misc Info:
Vial Number: 1101
Current Method: C:\ICPCHEM\1\METHODS\6020ACZ1.M
Calibration File: C:\ICPCHEM\1\CALIB\6020ACZ1.C
Last Cal. Update: Aug 08 2008 06:27 pm
Sample Type: Sample
Dilution Factor: 1.00
Autodil Factor: Undiluted
Final Dil Factor: 1.00

Data Results:
Analytes: Pass
ISTD: Fail

QC Elements

Element	IS Ref	Tune	Corr Conc	Raw Conc	Units	RSD(%)	High Limit	Flag
9 Be	6	3	-0.003	-0.003	ppb	35.80	200.00	
11 B	6	3	-0.932	-0.932	ppb	1.42	20.00	
27 Al	72	3	0.678	0.678	ppb	3.84	1000.00	
51 V	45	2	0.058	0.058	ppb	9.51	200.00	
52 Cr	45	2	0.185	0.185	ppb	2.25	200.00	
55 Mn	72	3	0.051	0.051	ppb	7.71	200.00	
59 Co	72	3	0.005	0.005	ppb	29.64	200.00	
60 Ni	45	2	-0.001	-0.001	ppb	480.59	500.00	
63 Cu	45	2	1.111	1.111	ppb	1.79	500.00	
66 Zn	72	3	0.536	0.536	ppb	4.72	1000.00	
75 As	45	2	-0.023	-0.023	ppb	57.01	500.00	
78 Se	45	1	-0.019	-0.019	ppb	20.42	500.00	
98 Mo	115	3	0.006	0.006	ppb	28.44	200.00	
107 Ag	115	3	0.002	0.002	ppb	55.43	50.00	
111 Cd	115	3	0.002	0.002	ppb	121.14	200.00	
118 Sn	115	3	0.007	0.007	ppb	62.76	200.00	
121 Sb	115	3	0.006	0.006	ppb	32.18	25.00	
137 Ba	115	3	0.013	0.013	ppb	35.48	500.00	
205 Tl	209	3	0.004	0.004	ppb	48.08	200.00	
208 Pb	209	3	0.001	0.001	ppb	167.46	500.00	
232 Th	209	3	-0.005	-0.005	ppb	11.70	200.00	
238 U	209	3	0.000	0.000	ppb	84.59	200.00	

ISTD Elements

Element	Tune	CPS Mean	RSD(%)	Ref Value	Rec(%)	QC Range(%)	Flag
6 Li	3	3278760	1.25	2227444	147.2	30 - 125	IS Fail
45 Sc	1	1566753	3.12	1343093	116.7	30 - 125	
45 Sc	2	329600	2.41	282559	116.6	30 - 125	
45 Sc	3	5348420	1.13	4160587	128.5	30 - 125	IS Fail
72 Ge	1	428769	3.44	370409	115.8	30 - 125	
72 Ge	2	151596	2.21	126437	119.9	30 - 125	
72 Ge	3	978783	0.23	798251	122.6	30 - 125	
74 Ge	1	611967	3.10	527383	116.0	30 - 125	
74 Ge	2	223574	1.76	185930	120.2	30 - 125	
74 Ge	3	1338210	1.16	1075502	124.4	30 - 125	
115 In	1	2177779	2.81	1860372	117.1	30 - 125	
115 In	2	678934	2.45	580465	117.0	30 - 125	
115 In	3	3062040	0.82	2623694	116.7	30 - 125	
159 Tb	3	4564320	1.30	4039510	113.0	30 - 125	
209 Bi	3	5608823	1.33	5225841	107.3	30 - 125	

Tune File# 1 c:\icpchem\1\7500\h2.u
Tune File# 2 c:\icpchem\1\7500\he.u
Tune File# 3 c:\icpchem\1\7500\norm.u

ISTD Ref File : C:\ICPCHEM\1\DATA\wg249797.b\003CALB.D\003CALB.D#

0 :Element Failures 0 :Max. Number of Failures Allowed
2 :ISTD Failures 0 :Max. Number of ISTD Failures Allowed

Calibration Blank QC Report

Data File: C:\ICPCHEM\1\DATA\wg249797.b\002CAL
Date Acquired: Aug 14 2008 06:32 pm
Operator:
Sample Name: Calblk
Misc Info:
Vial Number: 1101
Current Method: C:\ICPCHEM\1\METHODS\6020ACZ1.M
Calibration File: C:\ICPCHEM\1\CALIB\6020ACZ1.C
Last Cal Update: Aug 14 2008 06:36 pm
Sample Type: CalBlk
Total Dil Factor: 1.00

QC&ISTD Elements

Element		CPS Mean		SD	RSD(%)
6	Li	3279814.00	A	33880.00	1.03
7	(Li)		P		
9	Be	22.22	P	5.09	22.91
11	B	8191.27	P	60.07	0.73
27	Al	19492.57	P	623.60	3.20
45	Sc	1724434.00	A	167200.00	9.70
45	Sc	372366.19	P	4395.00	1.18
45	Sc	5207691.00	A	39770.00	0.76
51	V	2346.64	P	18.29	0.78
52	Cr	747.58	P	31.34	4.19
55	Mn	3573.87	P	158.80	4.44
59	Co	116.67	P	23.33	20.00
60	Ni	77.56	P	9.25	11.92
63	Cu	5751.12	P	104.60	1.82
66	Zn	1663.08	P	12.24	0.74
72	Ge	456893.91	P	37240.00	8.15
72	Ge	170037.91	P	868.50	0.51
72	Ge	934394.63	A	8877.00	0.95
74	Ge	639810.88	M	38260.00	5.98
74	Ge	250507.91	P	1038.00	0.41
74	Ge	1280636.00	A	691.70	0.05
75	As	48.67	P	9.26	19.03
78	Se	5.33	P	0.97	18.16
98	Mo	60.00	P	10.00	16.67
107	Ag	53.34	P	16.67	31.26
111	Cd	16.65	P	2.45	14.73
115	In	2194069.00	A	205700.00	9.38
115	In	749781.13	M	22620.00	3.02
115	In	2870756.00	A	19190.00	0.67
118	Sn	255.57	P	53.37	20.88
121	Sb	474.46	P	15.44	3.25
137	Ba	96.67	P	11.55	11.95
159	Tb	4275522.00	A	47840.00	1.12
205	Tl	135.56	P	28.35	20.91
208	Pb	823.38	P	67.42	8.19
209	Bi	5267368.00	A	29540.00	0.56
232	Th	128.52	P	20.97	16.32
238	U	18.89	P	5.09	26.96

Calibration Blank QC Report

Data File: C:\ICPCHEM\1\DATA\wg249797.b\003CAL
Date Acquired: Aug 14 2008 06:39 pm
Operator:
Sample Name: Calblk
Misc Info:
Vial Number: 1102
Current Method: C:\ICPCHEM\1\METHODS\6020ACZ1.M
Calibration File: C:\ICPCHEM\1\CALIB\6020ACZ1.C
Last Cal Update: Aug 14 2008 06:36 pm
Sample Type: CalBlk
Total Dil Factor: 1.00

QC&ISTD Elements

Element		CPS Mean		SD	RSD(%)
6	Li	3343238.00	A	30370.00	0.91
7	(Li)		P		
9	Be	23.33	P	8.82	37.79
11	B	8265.75	P	119.00	1.44
27	Al	12096.22	P	281.30	2.33
45	Sc	1687732.00	A	39140.00	2.32
45	Sc	376899.59	P	554.00	0.15
45	Sc	5258082.00	A	60940.00	1.16
51	V	2474.21	P	32.26	1.30
52	Cr	744.69	P	36.83	4.95
55	Mn	3418.27	P	163.20	4.77
59	Co	111.12	P	20.37	18.33
60	Ni	60.89	P	15.27	25.08
63	Cu	5116.22	P	81.56	1.59
66	Zn	1139.31	P	32.25	2.83
72	Ge	441419.19	P	4795.00	1.09
72	Ge	171878.00	P	810.10	0.47
72	Ge	945943.69	A	12470.00	1.32
74	Ge	620206.31	M	12460.00	2.01
74	Ge	252415.91	P	276.80	0.11
74	Ge	1290574.00	A	20190.00	1.56
75	As	49.78	P	3.85	7.73
78	Se	5.04	P	0.90	17.83
98	Mo	62.22	P	8.39	13.48
107	Ag	42.22	P	5.09	12.06
111	Cd	10.87	P	3.87	35.64
115	In	2085984.00	A	23370.00	1.12
115	In	775594.19	P	4359.00	0.56
115	In	2862935.00	A	25440.00	0.89
118	Sn	261.12	P	20.09	7.69
121	Sb	464.09	P	16.68	3.59
137	Ba	78.89	P	20.37	25.82
159	Tb	4207562.00	A	51340.00	1.22
205	Tl	126.67	P	28.48	22.48
208	Pb	678.92	P	38.35	5.65
209	Bi	5283419.00	A	54010.00	1.02
232	Th	124.82	P	7.88	6.32
238	U	13.33	P	6.67	50.00

Calibration Standard QC Report

Data File: C:\ICPCHEM\1\DATA\wg249797.b\004CALS.D\004CALS.D#
Date Acquired: Aug 14 2008 06:46 pm
Operator:
Sample Name: PQV Std
Misc Info:
Vial Number: 1103
Current Method: C:\ICPCHEM\1\METHODS\6020ACZ1.M
Calibration File: C:\ICPCHEM\1\CALIB\6020ACZ1.C
Last Cal Update: Aug 14 2008 06:42 pm
Sample Type: CalStd
Total Dil Factor: 1.00

QC&ISTD Elements

Element	CPS Mean		SD	RSD(%)
6 Li	3200318.00	A	26860.00	0.84
7 (Li)		P		
9 Be	2787.00	P	95.42	3.42
11 B	11076.44	P	184.00	1.66
27 Al	103506.10	P	884.20	0.85
45 Sc	1642015.00	A	16480.00	1.00
45 Sc	389061.50	P	2126.00	0.55
45 Sc	4998446.00	A	59440.00	1.19
51 V	6331.33	P	142.80	2.26
52 Cr	2947.86	P	34.03	1.15
55 Mn	64569.74	P	372.60	0.58
59 Co	5537.85	P	110.60	2.00
60 Ni	5518.58	P	113.00	2.05
63 Cu	17519.39	P	66.52	0.38
66 Zn	25878.64	P	199.60	0.77
72 Ge	423681.09	P	3268.00	0.77
72 Ge	178017.80	P	1580.00	0.89
72 Ge	892877.19	M	10210.00	1.14
74 Ge	601512.13	P	3853.00	0.64
74 Ge	262133.80	P	2090.00	0.80
74 Ge	1232900.00	A	6440.00	0.52
75 As	506.46	P	37.90	7.48
78 Se	63.26	P	4.17	6.59
98 Mo	16358.36	P	277.60	1.70
107 Ag	626.70	P	81.93	13.07
111 Cd	1182.69	P	31.67	2.68
115 In	2002644.00	A	20750.00	1.04
115 In	808490.00	P	6713.00	0.83
115 In	2700085.00	A	6358.00	0.24
118 Sn	7137.54	P	57.02	0.80
121 Sb	8273.15	P	103.00	1.25
137 Ba	1750.17	P	50.45	2.88
159 Tb	4003886.00	A	24350.00	0.61
205 Tl	11002.51	P	188.30	1.71
208 Pb	16267.69	P	120.10	0.74
209 Bi	5038614.00	A	32860.00	0.65
232 Th	170921.30	P	1629.00	0.95
238 U	17116.91	P	95.12	0.56

ISTD Elements

Element	CPS Mean	RSD(%)	Ref Value	Rec(%)	QC Range(%)	Flag
6 Li	3200318.30	0.84	3343238.50	95.7	30 - 125	
45 Sc	1642015.00	1.00	1687732.00	97.3	30 - 125	
45 Sc	389061.53	0.55	376899.59	103.2	30 - 125	
45 Sc	4998446.00	1.19	5258082.00	95.1	30 - 125	
72 Ge	423681.13	0.77	441419.22	96.0	30 - 125	
72 Ge	178017.83	0.89	171877.97	103.6	30 - 125	
72 Ge	892877.19	1.14	945943.69	94.4	30 - 125	
74 Ge	601512.06	0.64	620206.31	97.0	30 - 125	
74 Ge	262133.80	0.80	252415.86	103.8	30 - 125	
74 Ge	1232900.40	0.52	1290573.50	95.5	30 - 125	
115 In	2002644.10	1.04	2085983.50	96.0	30 - 125	
115 In	808490.00	0.83	775594.19	104.2	30 - 125	
115 In	2700084.50	0.24	2862935.00	94.3	30 - 125	
159 Tb	4003885.80	0.61	4207562.00	95.2	30 - 125	
209 Bi	5038614.00	0.65	5283419.00	95.4	30 - 125	

ISTD Ref File : C:\ICPCHEM\1\DATA\wg249797.b\003CALB.D\003CALB.D#

--- :Element Failures --- :Max. Number of Failures Allowed
0 :ISTD Failures 0 :Max. Number of ISTD Failures Allowed

Data Results:
Analytes: Pass
ISTD: Pass

Calibration Standard QC Report

Data File: C:\ICPCHEM\1\DATA\wg249797.b\005CALS.D\005CALS.D#
Date Acquired: Aug 14 2008 06:52 pm
Operator:
Sample Name: Level 3 Std
Misc Info:
Vial Number: 1104
Current Method: C:\ICPCHEM\1\METHODS\6020ACZ1.M
Calibration File: C:\ICPCHEM\1\CALIB\6020ACZ1.C
Last Cal Update: Aug 14 2008 06:49 pm
Sample Type: CalStd
Total Dil Factor: 1.00

QC&ISTD Elements

Element	CPS Mean		SD	RSD(%)
6 Li	3241659.00	A	77220.00	2.38
7 (Li)		P		
9 Be	110759.90	P	509.80	0.46
11 B	14967.58	P	130.00	0.87
27 Al	1930228.00	A	27230.00	1.41
45 Sc	1698064.00	A	39630.00	2.33
45 Sc	375908.31	P	3770.00	1.00
45 Sc	5071675.00	A	107000.00	2.11
51 V	75516.97	P	336.60	0.45
52 Cr	84350.74	P	259.70	0.31
55 Mn	493019.59	P	3632.00	0.74
59 Co	441112.69	P	3395.00	0.77
60 Ni	87485.54	P	399.80	0.46
63 Cu	241456.91	P	1078.00	0.45
66 Zn	242246.00	P	2004.00	0.83
72 Ge	436228.00	P	9753.00	2.24
72 Ge	174503.20	P	1088.00	0.62
72 Ge	887489.88	M	18690.00	2.11
74 Ge	618547.63	P	13780.00	2.23
74 Ge	256432.00	P	1970.00	0.77
74 Ge	1229886.00	A	17300.00	1.41
75 As	21126.27	P	12.42	0.06
78 Se	11819.93	P	294.50	2.49
98 Mo	130906.20	P	1412.00	1.08
107 Ag	5351.15	P	114.00	2.13
111 Cd	45510.89	P	411.10	0.90
115 In	2024796.00	A	35980.00	1.78
115 In	779555.13	P	9175.00	1.18
115 In	2733058.00	A	39300.00	1.44
118 Sn	140060.59	P	2608.00	1.86
121 Sb	35921.76	P	478.30	1.33
137 Ba	162122.30	P	1797.00	1.11
159 Tb	4044651.00	A	54790.00	1.35
205 Tl	448789.41	P	4154.00	0.93
208 Pb	1572465.00	P	14560.00	0.93
209 Bi	5089178.00	A	76440.00	1.50
232 Th	675330.31	P	7503.00	1.11
238 U	672630.00	P	8155.00	1.21

ISTD Elements

Element	CPS Mean	RSD(%)	Ref Value	Rec(%)	QC Range(%)	Flag
6 Li	3241659.50	2.38	3343238.50	97.0	30 - 125	
45 Sc	1698064.50	2.33	1687732.00	100.6	30 - 125	
45 Sc	375908.31	1.00	376899.59	99.7	30 - 125	
45 Sc	5071675.00	2.11	5258082.00	96.5	30 - 125	
72 Ge	436228.00	2.24	441419.22	98.8	30 - 125	
72 Ge	174503.23	0.62	171877.97	101.5	30 - 125	
72 Ge	887489.88	2.11	945943.69	93.8	30 - 125	
74 Ge	618547.63	2.23	620206.31	99.7	30 - 125	
74 Ge	256432.00	0.77	252415.86	101.6	30 - 125	
74 Ge	1229886.50	1.41	1290573.50	95.3	30 - 125	
115 In	2024796.40	1.78	2085983.50	97.1	30 - 125	
115 In	779555.13	1.18	775594.19	100.5	30 - 125	
115 In	2733058.50	1.44	2862935.00	95.5	30 - 125	
159 Tb	4044651.00	1.35	4207562.00	96.1	30 - 125	
209 Bi	5089178.00	1.50	5283419.00	96.3	30 - 125	

ISTD Ref File : C:\ICPCHEM\1\DATA\wg249797.b\003CALB.D\003CALB.D#

--- :Element Failures --- :Max. Number of Failures Allowed
0 :ISTD Failures 0 :Max. Number of ISTD Failures Allowed

Data Results:
Analytes: Pass
ISTD: Pass

Calibration Standard QC Report

Data File: C:\ICPCHEM\1\DATA\wg249797.b\006CALS.D\006CALS.D#
Date Acquired: Aug 14 2008 06:59 pm
Operator:
Sample Name: Level 4 Std
Misc Info:
Vial Number: 1105
Current Method: C:\ICPCHEM\1\METHODS\6020ACZ1.M
Calibration File: C:\ICPCHEM\1\CALIB\6020ACZ1.C
Last Cal Update: Aug 14 2008 06:55 pm
Sample Type: CalStd
Total Dil Factor: 1.00

QC&ISTD Elements

Element	CPS Mean		SD	RSD(%)
6 Li	3321628.00	A	53470.00	1.61
7 (Li)		P		
9 Be	564477.50	P	8500.00	1.51
11 B	45271.63	P	1035.00	2.29
27 Al	9486950.00	A	77060.00	0.81
45 Sc	1702102.00	A	128700.00	7.56
45 Sc	383198.41	P	764.80	0.20
45 Sc	5154158.00	A	132900.00	2.58
51 V	373932.41	P	605.80	0.16
52 Cr	421705.09	P	1455.00	0.35
55 Mn	2594683.00	A	53520.00	2.06
59 Co	2308732.00	A	52170.00	2.26
60 Ni	441324.41	P	1978.00	0.45
63 Cu	1177534.00	A	3543.00	0.30
66 Zn	1209437.00	A	22560.00	1.87
72 Ge	431689.00	P	19940.00	4.62
72 Ge	175499.70	P	765.50	0.44
72 Ge	881591.38	A	22340.00	2.53
74 Ge	612112.81	P	27810.00	4.54
74 Ge	258228.80	P	1422.00	0.55
74 Ge	1237820.00	A	29400.00	2.38
75 As	105561.20	P	533.10	0.51
78 Se	58315.17	P	577.00	0.99
98 Mo	667628.69	P	11290.00	1.69
107 Ag	28012.90	P	359.10	1.28
111 Cd	231101.41	P	2669.00	1.15
115 In	2025217.00	A	155100.00	7.66
115 In	795381.31	M	9826.00	1.24
115 In	2772852.00	A	6987.00	0.25
118 Sn	699870.00	P	10040.00	1.43
121 Sb	185239.70	P	2529.00	1.37
137 Ba	828226.19	P	10180.00	1.23
159 Tb	4095394.00	A	33830.00	0.83
205 Tl	2339328.00	A	13550.00	0.58
208 Pb	7905082.00	A	46950.00	0.59
209 Bi	5170757.00	A	84700.00	1.64
232 Th	3352777.00	A	23640.00	0.71
238 U	3372295.00	A	29330.00	0.87

ISTD Elements

Element	CPS Mean	RSD(%)	Ref Value	Rec(%)	QC Range(%)	Flag
6 Li	3321628.30	1.61	3343238.50	99.4	30 - 125	
45 Sc	1702101.60	7.56	1687732.00	100.9	30 - 125	
45 Sc	383198.41	0.20	376899.59	101.7	30 - 125	
45 Sc	5154158.00	2.58	5258082.00	98.0	30 - 125	
72 Ge	431689.03	4.62	441419.22	97.8	30 - 125	
72 Ge	175499.75	0.44	171877.97	102.1	30 - 125	
72 Ge	881591.44	2.53	945943.69	93.2	30 - 125	
74 Ge	612112.81	4.54	620206.31	98.7	30 - 125	
74 Ge	258228.77	0.55	252415.86	102.3	30 - 125	
74 Ge	1237820.30	2.38	1290573.50	95.9	30 - 125	
115 In	2025216.60	7.66	2085983.50	97.1	30 - 125	
115 In	795381.31	1.24	775594.19	102.6	30 - 125	
115 In	2772852.00	0.25	2862935.00	96.9	30 - 125	
159 Tb	4095394.00	0.83	4207562.00	97.3	30 - 125	
209 Bi	5170757.00	1.64	5283419.00	97.9	30 - 125	

ISTD Ref File : C:\ICPCHEM\1\DATA\wg249797.b\003CALB.D\003CALB.D#

--- :Element Failures --- :Max. Number of Failures Allowed
0 :ISTD Failures 0 :Max. Number of ISTD Failures Allowed

Data Results:
Analytes: Pass
ISTD: Pass

Calibration Standard QC Report

Data File: C:\ICPCHEM\1\DATA\wg249797.b\007CALS.D\007CALS.D#
Date Acquired: Aug 14 2008 07:05 pm
Operator:
Sample Name: Level 5 Std
Misc Info:
Vial Number: 1106
Current Method: C:\ICPCHEM\1\METHODS\6020ACZ1.M
Calibration File: C:\ICPCHEM\1\CALIB\6020ACZ1.C
Last Cal Update: Aug 14 2008 07:02 pm
Sample Type: CalStd
Total Dil Factor: 1.00

QC&ISTD Elements

Element	CPS Mean		SD	RSD(%)
6 Li	3256050.00	A	89320.00	2.74
7 (Li)		P		
9 Be	1208170.00	A	11910.00	0.99
11 B	80547.19	P	1443.00	1.79
27 Al	18887290.00	A	128800.00	0.68
45 Sc	1721924.00	A	23250.00	1.35
45 Sc	380025.50	P	5542.00	1.46
45 Sc	5096306.00	A	198500.00	3.90
51 V	727817.50	M	4446.00	0.61
52 Cr	850560.50	A	1724.00	0.20
55 Mn	5000879.00	A	43260.00	0.87
59 Co	4480097.00	A	21620.00	0.48
60 Ni	878319.19	A	17360.00	1.98
63 Cu	2330120.00	A	33110.00	1.42
66 Zn	2364480.00	A	18280.00	0.77
72 Ge	435583.81	P	3383.00	0.78
72 Ge	172588.41	P	1756.00	1.02
72 Ge	888136.81	M	25170.00	2.83
74 Ge	620995.00	P	3046.00	0.49
74 Ge	255414.91	P	2898.00	1.13
74 Ge	1229452.00	A	30500.00	2.48
75 As	210451.00	P	3011.00	1.43
78 Se	117801.50	P	1454.00	1.23
98 Mo	1351037.00	A	12970.00	0.96
107 Ag	56301.31	P	819.70	1.46
111 Cd	460441.09	P	2448.00	0.53
115 In	2055289.00	A	54970.00	2.67
115 In	783165.13	M	9604.00	1.23
115 In	2788823.00	A	65900.00	2.36
118 Sn	1357424.00	A	12890.00	0.95
121 Sb	369732.59	P	775.60	0.21
137 Ba	1598881.00	A	9871.00	0.62
159 Tb	4077280.00	A	124200.00	3.05
205 Tl	4484225.00	A	7195.00	0.16
208 Pb	15516520.00	A	66800.00	0.43
209 Bi	5143614.00	A	127200.00	2.47
232 Th	6541795.00	A	85810.00	1.31
238 U	6492869.00	A	50950.00	0.78

ISTD Elements

Element	CPS Mean	RSD(%)	Ref Value	Rec(%)	QC Range(%)	Flag
6 Li	3256049.50	2.74	3343238.50	97.4	30 - 125	
45 Sc	1721924.00	1.35	1687732.00	102.0	30 - 125	
45 Sc	380025.50	1.46	376899.59	100.8	30 - 125	
45 Sc	5096306.00	3.90	5258082.00	96.9	30 - 125	
72 Ge	435583.78	0.78	441419.22	98.7	30 - 125	
72 Ge	172588.45	1.02	171877.97	100.4	30 - 125	
72 Ge	888136.75	2.83	945943.69	93.9	30 - 125	
74 Ge	620995.06	0.49	620206.31	100.1	30 - 125	
74 Ge	255414.89	1.13	252415.86	101.2	30 - 125	
74 Ge	1229452.00	2.48	1290573.50	95.3	30 - 125	
115 In	2055288.50	2.67	2085983.50	98.5	30 - 125	
115 In	783165.06	1.23	775594.19	101.0	30 - 125	
115 In	2788822.80	2.36	2862935.00	97.4	30 - 125	
159 Tb	4077280.50	3.05	4207562.00	96.9	30 - 125	
209 Bi	5143613.50	2.47	5283419.00	97.4	30 - 125	

ISTD Ref File : C:\ICPCHEM\1\DATA\wg249797.b\003CALB.D\003CALB.D#

--- :Element Failures --- :Max. Number of Failures Allowed
0 :ISTD Failures 0 :Max. Number of ISTD Failures Allowed

Data Results:
Analytes: Pass
ISTD: Pass

Initial Calibration Verification (CCV) QC Report

Data File: C:\ICPCHEM\1\DATA\wg249797.b\008_QCS.D\008_QCS.D#
Date Acquired: Aug 14 2008 07:11 pm
Operator:
Sample Name: ICV
Misc Info:
Vial Number: 1107
Current Method: C:\ICPCHEM\1\METHODS\6020ACZ1.M
Calibration File: C:\ICPCHEM\1\CALIB\6020ACZ1.C
Last Cal Update: Aug 14 2008 07:08 pm
Sample Type: QCS
Total Dil Factor: 1.00

Data Results:

Analytes: Fail
ISTD: Pass

QC Elements

Element	IS Ref	Tune	Conc. ppb	RSD(%)	Expected	Rec(%)	QC Range(%)	Flag
9 Be	6	3	47.850	2.00	50.00	95.7	89 - 110	
11 B	6	3	21.860	2.54	20.00	109.3	89 - 110	
27 Al	72	3	106.600	1.62	100.00	106.6	89 - 110	
51 V	45	2	51.120	0.68	50.00	102.2	89 - 110	
52 Cr	45	2	51.810	0.29	50.00	103.6	89 - 110	
55 Mn	72	3	54.120	1.30	50.00	108.2	89 - 110	
59 Co	72	3	51.110	2.92	50.00	102.2	89 - 110	
60 Ni	45	2	51.310	0.63	50.00	102.6	89 - 110	
63 Cu	45	2	51.940	0.50	50.00	103.9	89 - 110	
66 Zn	72	3	52.810	2.39	50.00	105.6	89 - 110	
75 As	45	2	52.600	0.77	50.00	105.2	89 - 110	
78 Se	45	1	53.090	3.39	50.00	106.2	89 - 110	
98 Mo	115	3	19.580	0.48	20.00	97.9	89 - 110	
107 Ag	115	3	203.600	0.75	20.00	1018.0	89 - 110	Fail
111 Cd	115	3	50.670	0.42	50.00	101.3	89 - 110	
118 Sn	115	3	49.300	0.55	50.00	98.6	89 - 110	
121 Sb	115	3	10.280	0.17	20.00	51.4	89 - 110	Fail
137 Ba	115	3	52.390	0.51	50.00	104.8	89 - 110	
205 Tl	209	3	53.880	0.39	50.00	107.8	89 - 110	
208 Pb	209	3	50.090	0.50	50.00	100.2	89 - 110	
232 Th	209	3	52.420	1.49	50.00	104.8	89 - 110	
238 U	209	3	52.240	1.50	50.00	104.5	89 - 110	

ISTD Elements

Element	Tune	CPS Mean	RSD(%)	Ref Value	Rec(%)	QC Range(%)	Flag
6 Li	3	3245219	1.00	3343239	97.1	30 - 125	
45 Sc	1	1699542	1.28	1687732	100.7	30 - 125	
45 Sc	2	381553	0.60	376900	101.2	30 - 125	
45 Sc	3	5054374	2.68	5258082	96.1	30 - 125	
72 Ge	1	431972	0.91	441419	97.9	30 - 125	
72 Ge	2	174437	0.96	171878	101.5	30 - 125	
72 Ge	3	869331	2.96	945944	91.9	30 - 125	
74 Ge	1	614762	1.00	620206	99.1	30 - 125	
74 Ge	2	256880	0.65	252416	101.8	30 - 125	
74 Ge	3	1209108	0.82	1290574	93.7	30 - 125	
115 In	1	2011261	2.31	2085984	96.4	30 - 125	
115 In	2	792299	1.52	775594	102.2	30 - 125	
115 In	3	2727708	1.13	2862935	95.3	30 - 125	
159 Tb	3	4013061	2.12	4207562	95.4	30 - 125	
209 Bi	3	5100584	1.29	5283419	96.5	30 - 125	

Tune File# 1 c:\icpchem\1\7500\h2.u
Tune File# 2 c:\icpchem\1\7500\he.u
Tune File# 3 c:\icpchem\1\7500\norm.u

ISTD Ref File : C:\ICPCHEM\1\DATA\wg249797.b\003CALB.D\003CALB.D#

2 :Element Failures 0 :Max. Number of Failures Allowed
0 :ISTD Failures 0 :Max. Number of ISTD Failures Allowed

Continuing Calibration Blank (CCB) QC Report

Data File: C:\ICPCHEM\1\DATA\wg249797.b\009_CCB.D\009_CCB.D#
Date Acquired: Aug 14 2008 07:18 pm
Operator:
Sample Name: ICB
Misc Info:
Vial Number: 1102
Current Method: C:\ICPCHEM\1\METHODS\6020ACZ1.M
Calibration File: C:\ICPCHEM\1\CALIB\6020ACZ1.C
Last Cal Update: Aug 14 2008 07:08 pm
Sample Type: CCB
Total Dil Factor: 1.00

Data Results:
Analytes: Fail
ISTD: Pass

QC Elements

Element	IS Ref	Tune	Conc.	RSD(%)	High Limit	Flag
9 Be	6	3	0.007 ppb	9.39	0.300	
11 B	6	3	2.035 ppb	0.67	1.500	Fail
27 Al	72	3	0.027 ppb	101.31	3.000	
51 V	45	2	-0.172 ppb	0.81	0.600	
52 Cr	45	2	-0.001 ppb	908.58	0.300	
55 Mn	72	3	-0.006 ppb	165.81	1.500	
59 Co	72	3	0.004 ppb	94.00	0.150	
60 Ni	45	2	0.008 ppb	15.24	1.800	
63 Cu	45	2	-0.024 ppb	56.78	1.500	
66 Zn	72	3	0.006 ppb	177.32	6.000	
75 As	45	2	0.320 ppb	3.00	1.500	
78 Se	45	1	0.062 ppb	84.29	3.000	
98 Mo	115	3	0.069 ppb	7.20	1.500	
107 Ag	115	3	0.007 ppb	118.34	0.150	
111 Cd	115	3	0.003 ppb	118.10	0.300	
118 Sn	115	3	0.015 ppb	49.16	0.300	
121 Sb	115	3	0.191 ppb	6.42	1.200	
137 Ba	115	3	0.004 ppb	16.49	0.300	
205 Tl	209	3	0.017 ppb	18.39	0.300	
206 (Pb)	209	3	0.010 ppb	34.42	0.300	
232 Th	209	3	0.035 ppb	6.54	3.000	
238 U	209	3	0.004 ppb	64.72	0.300	

ISTD Elements

Element	Tune	CPS Mean	RSD(%)	Ref Value	Rec(%)	QC Range(%)	Flag
6 Li	3	3498131	1.55	3343239	104.6	30 - 125	
45 Sc	1	1700940	9.45	1687732	100.8	30 - 125	
45 Sc	2	401575	2.22	376900	106.5	30 - 125	
45 Sc	3	5468624	1.17	5258082	104.0	30 - 125	
72 Ge	1	429068	6.48	441419	97.2	30 - 125	
72 Ge	2	183854	1.50	171878	107.0	30 - 125	
72 Ge	3	958240	0.61	945944	101.3	30 - 125	
74 Ge	1	608895	6.22	620206	98.2	30 - 125	
74 Ge	2	270003	1.66	252416	107.0	30 - 125	
74 Ge	3	1314731	0.95	1290574	101.9	30 - 125	
115 In	1	1991873	8.67	2085984	95.5	30 - 125	
115 In	2	834942	3.27	775594	107.7	30 - 125	
115 In	3	2947810	0.47	2862935	103.0	30 - 125	
159 Tb	3	4369190	0.24	4207562	103.8	30 - 125	
209 Bi	3	5552403	0.42	5283419	105.1	30 - 125	

Tune File# 1 c:\icpchem\1\7500\h2.u
Tune File# 2 c:\icpchem\1\7500\he.u
Tune File# 3 c:\icpchem\1\7500\norm.u

ISTD Ref File : C:\ICPCHEM\1\DATA\wg249797.b\003CALB.D\003CALB.D#

1 :Element Failures
0 :ISTD Failures
0 :Max. Number of Failures Allowed
0 :Max. Number of ISTD Failures Allowed

Continuing Calibration Blank (CCB) QC Report

Data File: C:\ICPCHEM\1\DATA\wg249797.b\010_CCB.D\010_CCB.D#
Date Acquired: Aug 14 2008 07:24 pm
Operator:
Sample Name: ICSA
Misc Info:
Vial Number: 4510
Current Method: C:\ICPCHEM\1\METHODS\6020ACZ1.M
Calibration File: C:\ICPCHEM\1\CALIB\6020ACZ1.C
Last Cal Update: Aug 14 2008 07:08 pm
Sample Type: CCB
Total Dil Factor: 1.00

Data Results:
Analytes: Fail
ISTD: Pass

QC Elements

Element	IS Ref	Tune	Conc.	RSD(%)	High Limit	Flag
9 Be	6	3	0.010 ppb	34.66	0.300	
11 B	6	3	1.772 ppb	8.25	1.500	Fail
27 Al	72	3	48010.000 ppb	2.04	3.000	Fail
51 V	45	2	-0.435 ppb	2.54	0.600	
52 Cr	45	2	0.384 ppb	1.78	0.300	Fail
55 Mn	72	3	1.241 ppb	3.19	1.500	
59 Co	72	3	0.145 ppb	4.59	0.150	
60 Ni	45	2	0.304 ppb	1.38	1.800	
63 Cu	45	2	0.559 ppb	3.68	1.500	
66 Zn	72	3	5.608 ppb	2.03	6.000	
75 As	45	2	0.244 ppb	12.99	1.500	
78 Se	45	1	0.047 ppb	14.50	3.000	
98 Mo	115	3	1012.000 ppb	0.51	1.500	Fail
107 Ag	115	3	0.787 ppb	1.84	0.150	Fail
111 Cd	115	3	0.131 ppb	18.29	0.300	
118 Sn	115	3	0.036 ppb	25.83	0.300	
121 Sb	115	3	0.061 ppb	4.13	1.200	
137 Ba	115	3	1.103 ppb	4.85	0.300	Fail
205 Tl	209	3	0.020 ppb	3.83	0.300	
206 (Pb)	209	3	0.245 ppb	7.05	0.300	
232 Th	209	3	0.043 ppb	4.71	3.000	
238 U	209	3	0.010 ppb	17.25	0.300	

ISTD Elements

Element	Tune	CPS Mean	RSD(%)	Ref Value	Rec(%)	QC Range(%)	Flag
6 Li	3	3046096	0.86	3343239	91.1	30 - 125	
45 Sc	1	1574395	2.63	1687732	93.3	30 - 125	
45 Sc	2	366740	1.97	376900	97.3	30 - 125	
45 Sc	3	4806130	0.17	5258082	91.4	30 - 125	
72 Ge	1	398835	3.81	441419	90.4	30 - 125	
72 Ge	2	168353	2.03	171878	97.9	30 - 125	
72 Ge	3	853235	2.29	945944	90.2	30 - 125	
74 Ge	1	564496	3.59	620206	91.0	30 - 125	
74 Ge	2	246087	1.60	252416	97.5	30 - 125	
74 Ge	3	1144477	1.32	1290574	88.7	30 - 125	
115 In	1	1870135	2.69	2085984	89.7	30 - 125	
115 In	2	777040	2.12	775594	100.2	30 - 125	
115 In	3	2594296	0.74	2862935	90.6	30 - 125	
159 Tb	3	3894218	0.67	4207562	92.6	30 - 125	
209 Bi	3	4704334	1.01	5283419	89.0	30 - 125	

Tune File# 1 c:\icpchem\1\7500\h2.u
Tune File# 2 c:\icpchem\1\7500\he.u
Tune File# 3 c:\icpchem\1\7500\norm.u

ISTD Ref File : C:\ICPCHEM\1\DATA\wg249797.b\003CALB.D\003CALB.D#

6 :Element Failures
0 :ISTD Failures

0 :Max. Number of Failures Allowed
0 :Max. Number of ISTD Failures Allowed

ICSAB QC Report

Data File: C:\ICPCHEM\1\DATA\wg249797.b\011ICS.D\011ICS.D#
Date Acquired: Aug 14 2008 07:31 pm
Operator:
Sample Name: ICSAB
Misc Info:
Vial Number: 4511
Current Method: C:\ICPCHEM\1\METHODS\6020ACZ1.M
Calibration File: C:\ICPCHEM\1\CALIB\6020ACZ1.C
Last Cal Update: Aug 14 2008 07:08 pm
Sample Type: ICSAB
Total Dil Factor: 1.00

QC Elements

Element	Conc.	RSD(%)	Expected	QC Range(%)	Flag
9 Be	18.27 ppb	0.03	20.00	79.5 - 120.4	
11 B	5.50 ppb	1.69	4.00	79.5 - 120.4	fail
27 Al	49100.00 ppb	0.20	50020.00	79.5 - 120.4	
51 V	20.69 ppb	3.48	20.00	79.5 - 120.4	
52 Cr	20.63 ppb	2.72	20.00	79.5 - 120.4	
55 Mn	20.14 ppb	1.31	20.00	79.5 - 120.4	
59 Co	18.73 ppb	0.85	20.00	79.5 - 120.4	
60 Ni	20.02 ppb	2.40	20.00	79.5 - 120.4	
63 Cu	20.45 ppb	2.64	20.00	79.5 - 120.4	
66 Zn	23.07 ppb	0.21	20.00	79.5 - 120.4	
75 As	21.92 ppb	3.22	20.00	79.5 - 120.4	
78 Se	21.25 ppb	2.42	20.00	79.5 - 120.4	
98 Mo	1043.00 ppb	1.36	1000.00	79.5 - 120.4	
107 Ag	101.70 ppb	0.78	10.00	79.5 - 120.4	fail
111 Cd	20.02 ppb	0.28	20.00	79.5 - 120.4	
118 Sn	20.72 ppb	1.35	20.00	79.5 - 120.4	
121 Sb	5.65 ppb	0.59	10.00	79.5 - 120.4	fail
137 Ba	22.03 ppb	0.33	20.00	79.5 - 120.4	
205 Tl	20.89 ppb	0.73	20.00	79.5 - 120.4	
208 Pb	21.20 ppb	0.62	20.00	79.5 - 120.4	
232 Th	22.47 ppb	0.94	20.00	79.5 - 120.4	
238 U	22.46 ppb	1.28	20.00	79.5 - 120.4	

ISTD Elements

Element	CPS Mean	RSD(%)	Ref Value	Rec(%)	QC Range(%)	Flag
6 Li	3007793.30	1.89	3343238.50	90.0	30 - 125	
45 Sc	1491927.00	1.25	1687732.00	88.4	30 - 125	
45 Sc	354252.97	2.29	376899.59	94.0	30 - 125	
45 Sc	4770109.50	0.56	5258082.00	90.7	30 - 125	
72 Ge	380587.75	0.86	441419.22	86.2	30 - 125	
72 Ge	164241.36	2.31	171877.97	95.6	30 - 125	
72 Ge	848285.94	0.52	945943.69	89.7	30 - 125	
74 Ge	539098.88	1.06	620206.31	86.9	30 - 125	
74 Ge	240009.00	1.92	252415.86	95.1	30 - 125	
74 Ge	1140236.10	1.23	1290573.50	88.4	30 - 125	
115 In	1800340.80	1.99	2085983.50	86.3	30 - 125	
115 In	754084.13	2.05	775594.19	97.2	30 - 125	
115 In	2600980.50	0.76	2862935.00	90.9	30 - 125	
159 Tb	3902448.00	0.76	4207562.00	92.7	30 - 125	
209 Bi	4756797.00	1.40	5283419.00	90.0	30 - 125	

ISTD Ref File : C:\ICPCHEM\1\DATA\wg249797.b\003CALB.D\003CALB.D#

3 :Element Failures 0 :Max. Number of Failures Allowed
0 :ISTD Failures 0 :Max. Number of ISTD Failures Allowed

Data Results:
Analytes: Fail
ISTD: Pass

Continuing Calibration Blank (CCB) QC Report

Data File: C:\ICPCHEM\1\DATA\wg249797.b\012_CCB.D\012_CCB.D#
Date Acquired: Aug 14 2008 07:38 pm
Operator:
Sample Name: wash
Misc Info:
Vial Number: 4512
Current Method: C:\ICPCHEM\1\METHODS\6020ACZ1.M
Calibration File: C:\ICPCHEM\1\CALIB\6020ACZ1.C
Last Cal Update: Aug 14 2008 07:08 pm
Sample Type: CCB
Total Dil Factor: 1.00

Data Results:
Analytes: Fail
ISTD: Pass

QC Elements

Element	IS Ref	Tune	Conc.	RSD(%)	High Limit	Flag
9 Be	6	3	0.003 ppb	12.48	0.300	
11 B	6	3	0.523 ppb	14.48	1.500	
27 Al	72	3	9.883 ppb	12.18	3.000	Fail
51 V	45	2	-0.542 ppb	0.39	0.600	
52 Cr	45	2	-0.023 ppb	51.98	0.300	
55 Mn	72	3	0.144 ppb	3.34	1.500	
59 Co	72	3	0.005 ppb	3.73	0.150	
60 Ni	45	2	0.001 ppb	236.18	1.800	
63 Cu	45	2	-0.002 ppb	1372.80	1.500	
66 Zn	72	3	0.674 ppb	1.27	6.000	
75 As	45	2	0.043 ppb	25.05	1.500	
78 Se	45	1	0.024 ppb	53.79	3.000	
98 Mo	115	3	0.983 ppb	8.64	1.500	
107 Ag	115	3	0.034 ppb	38.71	0.150	
111 Cd	115	3	0.003 ppb	108.05	0.300	
118 Sn	115	3	0.003 ppb	108.84	0.300	
121 Sb	115	3	0.034 ppb	7.92	1.200	
137 Ba	115	3	0.146 ppb	2.07	0.300	
205 Tl	209	3	0.018 ppb	15.99	0.300	
206 (Pb)	209	3	0.014 ppb	16.77	0.300	
232 Th	209	3	0.007 ppb	32.64	3.000	
238 U	209	3	0.005 ppb	27.38	0.300	

ISTD Elements

Element	Tune	CPS Mean	RSD(%)	Ref Value	Rec(%)	QC Range(%)	Flag
6 Li	3	3491858	1.28	3343239	104.4	30 - 125	
45 Sc	1	1686588	1.46	1687732	99.9	30 - 125	
45 Sc	2	404728	1.62	376900	107.4	30 - 125	
45 Sc	3	5499006	0.77	5258082	104.6	30 - 125	
72 Ge	1	434526	0.81	441419	98.4	30 - 125	
72 Ge	2	184948	1.52	171878	107.6	30 - 125	
72 Ge	3	978562	0.51	945944	103.4	30 - 125	
74 Ge	1	615633	0.80	620206	99.3	30 - 125	
74 Ge	2	272773	1.35	252416	108.1	30 - 125	
74 Ge	3	1342169	1.25	1290574	104.0	30 - 125	
115 In	1	2025883	0.77	2085984	97.1	30 - 125	
115 In	2	858176	1.16	775594	110.6	30 - 125	
115 In	3	3021204	1.44	2862935	105.5	30 - 125	
159 Tb	3	4484133	1.41	4207562	106.6	30 - 125	
209 Bi	3	5624290	0.28	5283419	106.5	30 - 125	

Tune File# 1 c:\icpchem\1\7500\h2.u
Tune File# 2 c:\icpchem\1\7500\he.u
Tune File# 3 c:\icpchem\1\7500\norm.u

ISTD Ref File : C:\ICPCHEM\1\DATA\wg249797.b\003CALB.D\003CALB.D#

1 :Element Failures
0 :ISTD Failures
0 :Max. Number of Failures Allowed
0 :Max. Number of ISTD Failures Allowed

Sample QC Report

Data File: C:\ICPCHEM\1\DATA\wg249797.b\013SMPL.D\013SMPL.D#
Date Acquired: Aug 14 2008 07:44 pm
Acq. Method: 6020ACZ1.M
Operator:
Sample Name: WG249661PBS
Misc Info:
Vial Number: 2101
Current Method: C:\ICPCHEM\1\METHODS\6020ACZ1.M
Calibration File: C:\ICPCHEM\1\CALIB\6020ACZ1.C
Last Cal. Update: Aug 14 2008 07:08 pm
Sample Type: Sample
Dilution Factor: 500.00
Autodil Factor: Undiluted
Final Dil Factor: 500.00

Data Results:
Analytes: Pass
ISTD: Pass

QC Elements

Element	IS Ref	Tune	Corr Conc	Raw Conc	Units	RSD(%)	High Limit	Flag
9 Be	6	3	-0.406	-0.001	ppb	309.16	200.00	
11 B	6	3	288.300	0.577	ppb	7.83	20.00	
27 Al	72	3	1,299.500	2.599	ppb	7.75	1000.00	
51 V	45	2	428.400	0.857	ppb	8.40	200.00	
52 Cr	45	2	56.400	0.113	ppb	11.44	200.00	
55 Mn	72	3	77.850	0.156	ppb	6.74	200.00	
59 Co	72	3	2.463	0.005	ppb	3.05	200.00	
60 Ni	45	2	39.680	0.079	ppb	9.04	500.00	
63 Cu	45	2	181.250	0.363	ppb	4.89	500.00	
66 Zn	72	3	551.000	1.102	ppb	4.17	1000.00	
75 As	45	2	186.700	0.373	ppb	11.42	500.00	
78 Se	45	1	6.160	0.012	ppb	50.80	500.00	
98 Mo	115	3	140.800	0.282	ppb	6.47	200.00	
107 Ag	115	3	6.750	0.014	ppb	128.67	50.00	
111 Cd	115	3	1.483	0.003	ppb	81.55	200.00	
118 Sn	115	3	3,886.000	7.772	ppb	1.94	200.00	
121 Sb	115	3	304.000	0.608	ppb	2.50	25.00	
137 Ba	115	3	61.250	0.123	ppb	16.02	500.00	
205 Tl	209	3	3.152	0.006	ppb	11.21	200.00	
208 Pb	209	3	15.265	0.031	ppb	12.20	500.00	
232 Th	209	3	3.645	0.007	ppb	10.03	200.00	
238 U	209	3	1.743	0.003	ppb	33.11	200.00	

ISTD Elements

Element	Tune	CPS Mean	RSD(%)	Ref Value	Rec(%)	QC Range(%)	Flag
6 Li	3	3417866	0.45	3343239	102.2	30 - 125	
45 Sc	1	1702275	3.55	1687732	100.9	30 - 125	
45 Sc	2	388318	5.07	376900	103.0	30 - 125	
45 Sc	3	5366066	0.93	5258082	102.1	30 - 125	
72 Ge	1	427125	1.97	441419	96.8	30 - 125	
72 Ge	2	176814	3.20	171878	102.9	30 - 125	
72 Ge	3	928689	2.19	945944	98.2	30 - 125	
74 Ge	1	605597	2.00	620206	97.6	30 - 125	
74 Ge	2	261724	3.30	252416	103.7	30 - 125	
74 Ge	3	1274220	1.20	1290574	98.7	30 - 125	
115 In	1	2044777	3.46	2085984	98.0	30 - 125	
115 In	2	839965	4.69	775594	108.3	30 - 125	
115 In	3	2958266	1.73	2862935	103.3	30 - 125	
159 Tb	3	4431708	1.18	4207562	105.3	30 - 125	
209 Bi	3	5658577	1.65	5283419	107.1	30 - 125	

Tune File# 1 c:\icpchem\1\7500\h2.u
Tune File# 2 c:\icpchem\1\7500\he.u
Tune File# 3 c:\icpchem\1\7500\norm.u

ISTD Ref File : C:\ICPCHEM\1\DATA\wg249797.b\003CALB.D\003CALB.D#

0 :Element Failures 0 :Max. Number of Failures Allowed
0 :ISTD Failures 0 :Max. Number of ISTD Failures Allowed

Sample QC Report

Data File: C:\ICPCHEM\1\DATA\wg249797.b\014SMPL.D\014SMPL.D#
Date Acquired: Aug 14 2008 07:51 pm
Acq. Method: 6020ACZ1.M
Operator:
Sample Name: WG249661LCSS
Misc Info:
Vial Number: 2102
Current Method: C:\ICPCHEM\1\METHODS\6020ACZ1.M
Calibration File: C:\ICPCHEM\1\CALIB\6020ACZ1.C
Last Cal. Update: Aug 14 2008 07:08 pm
Sample Type: Sample
Dilution Factor: 5000.00
Autodil Factor: Undiluted
Final Dil Factor: 5000.00

Data Results:
Analytes: Fail
ISTD: Pass

QC Elements

Element	IS Ref	Tune	Corr Conc	Raw Conc	Units	RSD(%)	High Limit	Flag
9 Be	6	3	163,200.000	32.640	ppb	1.16	200.00	
11 B	6	3	126,950.000	25.390	ppb	1.48	20.00	OCAL
27 Al	72	3	###########	2672.000	ppb	1.93	1000.00	OCAL
51 V	45	2	106,800.000	21.360	ppb	4.45	200.00	
52 Cr	45	2	137,800.000	27.560	ppb	4.34	200.00	
55 Mn	72	3	406,950.000	81.390	ppb	1.07	200.00	
59 Co	72	3	117,250.000	23.450	ppb	1.99	200.00	
60 Ni	45	2	188,800.000	37.760	ppb	3.87	500.00	
63 Cu	45	2	72,700.000	14.540	ppb	4.23	500.00	
66 Zn	72	3	409,350.000	81.870	ppb	1.60	1000.00	
75 As	45	2	254,700.000	50.940	ppb	3.41	500.00	
78 Se	45	1	163,450.000	32.690	ppb	0.26	500.00	
98 Mo	115	3	117,100.000	23.420	ppb	0.86	200.00	
107 Ag	115	3	381,000.000	76.200	ppb	0.72	50.00	OCAL
111 Cd	115	3	71,450.000	14.290	ppb	1.80	200.00	
118 Sn	115	3	182,000.000	36.400	ppb	0.75	200.00	
121 Sb	115	3	50,450.000	10.090	ppb	0.57	25.00	
137 Ba	115	3	619,000.000	123.800	ppb	1.06	500.00	
205 Tl	209	3	186,250.000	37.250	ppb	0.86	200.00	
208 Pb	209	3	245,350.000	49.070	ppb	0.58	500.00	
232 Th	209	3	9,940.000	1.988	ppb	0.64	200.00	
238 U	209	3	2,141.500	0.428	ppb	1.95	200.00	

ISTD Elements

Element	Tune	CPS Mean	RSD(%)	Ref Value	Rec(%)	QC Range(%)	Flag
6 Li	3	3194042	0.97	3343239	95.5	30 - 125	
45 Sc	1	1703042	0.84	1687732	100.9	30 - 125	
45 Sc	2	393244	2.71	376900	104.3	30 - 125	
45 Sc	3	5084604	0.49	5258082	96.7	30 - 125	
72 Ge	1	440665	1.09	441419	99.8	30 - 125	
72 Ge	2	183639	1.81	171878	106.8	30 - 125	
72 Ge	3	903862	1.43	945944	95.6	30 - 125	
74 Ge	1	624543	0.75	620206	100.7	30 - 125	
74 Ge	2	270257	1.64	252416	107.1	30 - 125	
74 Ge	3	1247283	1.08	1290574	96.6	30 - 125	
115 In	1	2004481	0.46	2085984	96.1	30 - 125	
115 In	2	833438	2.57	775594	107.5	30 - 125	
115 In	3	2781321	0.91	2862935	97.1	30 - 125	
159 Tb	3	4156286	0.65	4207562	98.8	30 - 125	
209 Bi	3	5231519	1.15	5283419	99.0	30 - 125	

Tune File# 1 c:\icpchem\1\7500\h2.u
Tune File# 2 c:\icpchem\1\7500\he.u
Tune File# 3 c:\icpchem\1\7500\norm.u

ISTD Ref File : C:\ICPCHEM\1\DATA\wg249797.b\003CALB.D\003CALB.D#

3 :Element Failures 0 :Max. Number of Failures Allowed
0 :ISTD Failures 0 :Max. Number of ISTD Failures Allowed

Sample QC Report

Data File: C:\ICPCHEM\1\DATA\wg249797.b\015SMPL.D\015SMPL.D#
Date Acquired: Aug 14 2008 07:58 pm
Acq. Method: 6020ACZ1.M
Operator:
Sample Name: WG249661LCSSD
Misc Info:
Vial Number: 2103
Current Method: C:\ICPCHEM\1\METHODS\6020ACZ1.M
Calibration File: C:\ICPCHEM\1\CALIB\6020ACZ1.C
Last Cal. Update: Aug 14 2008 07:08 pm
Sample Type: Sample
Dilution Factor: 5000.00
Autodil Factor: Undiluted
Final Dil Factor: 5000.00

Data Results:

Analytes:	**Fail**
ISTD:	**Pass**

QC Elements

Element	IS Ref	Tune	Corr Conc	Raw Conc	Units	RSD(%)	High Limit	Flag
9 Be	6	3	169,700.000	33.940	ppb	1.62	200.00	
11 B	6	3	140,150.000	28.030	ppb	1.95	20.00	OCAL
27 Al	72	3	###########	2728.000	ppb	0.91	1000.00	OCAL
51 V	45	2	111,050.000	22.210	ppb	3.86	200.00	
52 Cr	45	2	143,700.000	28.740	ppb	3.92	200.00	
55 Mn	72	3	403,600.000	80.720	ppb	1.17	200.00	
59 Co	72	3	121,300.000	24.260	ppb	0.41	200.00	
60 Ni	45	2	204,600.000	40.920	ppb	4.48	500.00	
63 Cu	45	2	76,000.000	15.200	ppb	4.23	500.00	
66 Zn	72	3	404,250.000	80.850	ppb	0.23	1000.00	
75 As	45	2	263,600.000	52.720	ppb	4.09	500.00	
78 Se	45	1	178,250.000	35.650	ppb	0.61	500.00	
98 Mo	115	3	124,050.000	24.810	ppb	1.76	200.00	
107 Ag	115	3	407,600.000	81.520	ppb	1.16	50.00	OCAL
111 Cd	115	3	78,000.000	15.600	ppb	0.96	200.00	
118 Sn	115	3	187,300.000	37.460	ppb	1.03	200.00	
121 Sb	115	3	52,850.000	10.570	ppb	1.25	25.00	
137 Ba	115	3	635,500.000	127.100	ppb	1.32	500.00	
205 Tl	209	3	192,650.000	38.530	ppb	1.11	200.00	
208 Pb	209	3	241,350.000	48.270	ppb	0.59	500.00	
232 Th	209	3	11,975.000	2.395	ppb	0.73	200.00	
238 U	209	3	2,247.500	0.450	ppb	1.36	200.00	

ISTD Elements

Element	Tune	CPS Mean	RSD(%)	Ref Value	Rec(%)	QC Range(%)	Flag
6 Li	3	3480593	0.15	3343239	104.1	30 - 125	
45 Sc	1	1680481	1.77	1687732	99.6	30 - 125	
45 Sc	2	399241	4.11	376900	105.9	30 - 125	
45 Sc	3	5575870	1.95	5258082	106.0	30 - 125	
72 Ge	1	430609	1.93	441419	97.6	30 - 125	
72 Ge	2	184337	2.90	171878	107.2	30 - 125	
72 Ge	3	984007	1.40	945944	104.0	30 - 125	
74 Ge	1	611090	1.88	620206	98.5	30 - 125	
74 Ge	2	271133	2.53	252416	107.4	30 - 125	
74 Ge	3	1364647	2.27	1290574	105.7	30 - 125	
115 In	1	1970225	1.89	2085984	94.5	30 - 125	
115 In	2	832347	6.28	775594	107.3	30 - 125	
115 In	3	3026557	2.66	2862935	105.7	30 - 125	
159 Tb	3	4504045	2.01	4207562	107.0	30 - 125	
209 Bi	3	5698558	2.21	5283419	107.9	30 - 125	

Tune File# 1 c:\icpchem\1\7500\h2.u
Tune File# 2 c:\icpchem\1\7500\he.u
Tune File# 3 c:\icpchem\1\7500\norm.u

ISTD Ref File : C:\ICPCHEM\1\DATA\wg249797.b\003CALB.D\003CALB.D#

3 :Element Failures 0 :Max. Number of Failures Allowed
0 :ISTD Failures 0 :Max. Number of ISTD Failures Allowed

Sample QC Report

Data File: C:\ICPCHEM\1\DATA\wg249797.b\016SMPL.D\016SMPL.D#
Date Acquired: Aug 14 2008 08:04 pm
Acq. Method: 6020ACZ1.M
Operator:
Sample Name: L70791-01
Misc Info:
Vial Number: 2104
Current Method: C:\ICPCHEM\1\METHODS\6020ACZ1.M
Calibration File: C:\ICPCHEM\1\CALIB\6020ACZ1.C
Last Cal. Update: Aug 14 2008 07:08 pm
Sample Type: Sample
Dilution Factor: 500.00
Autodil Factor: Undiluted
Final Dil Factor: 500.00

Data Results:
Analytes: Fail
ISTD: Pass

QC Elements

Element	IS Ref	Tune	Corr Conc	Raw Conc	Units	RSD(%)	High Limit	Flag
9 Be	6	3	537.500	1.075	ppb	2.24	200.00	
11 B	6	3	3,351.500	6.703	ppb	2.02	20.00	
27 Al	72	3	###########	31120.000	ppb	1.22	1000.00	OCAL
51 V	45	2	50,550.000	101.100	ppb	1.66	200.00	
52 Cr	45	2	7,395.000	14.790	ppb	1.75	200.00	
55 Mn	72	3	215,050.000	430.100	ppb	0.87	200.00	OCAL
59 Co	72	3	7,265.000	14.530	ppb	1.09	200.00	
60 Ni	45	2	8,420.000	16.840	ppb	1.83	500.00	
63 Cu	45	2	691,000.000	1382.000	ppb	2.23	500.00	OCAL
66 Zn	72	3	44,025.000	88.050	ppb	1.07	1000.00	
75 As	45	2	2,263.000	4.526	ppb	1.66	500.00	
78 Se	45	1	346.750	0.694	ppb	3.08	500.00	
98 Mo	115	3	133,550.000	267.100	ppb	0.70	200.00	OCAL
107 Ag	115	3	4,792.500	9.585	ppb	0.87	50.00	
111 Cd	115	3	121.750	0.244	ppb	24.82	200.00	
118 Sn	115	3	4,273.500	8.547	ppb	1.69	200.00	
121 Sb	115	3	229.350	0.459	ppb	3.50	25.00	
137 Ba	115	3	128,750.000	257.500	ppb	0.83	500.00	
205 Tl	209	3	278.850	0.558	ppb	1.56	200.00	
208 Pb	209	3	4,607.000	9.214	ppb	0.77	500.00	
232 Th	209	3	16,475.000	32.950	ppb	0.60	200.00	
238 U	209	3	2,205.000	4.410	ppb	0.37	200.00	

ISTD Elements

Element	Tune	CPS Mean	RSD(%)	Ref Value	Rec(%)	QC Range(%)	Flag
6 Li	3	3103725	1.43	3343239	92.8	30 - 125	
45 Sc	1	1604290	0.72	1687732	95.1	30 - 125	
45 Sc	2	368792	0.68	376900	97.8	30 - 125	
45 Sc	3	4822133	1.58	5258082	91.7	30 - 125	
72 Ge	1	399453	1.85	441419	90.5	30 - 125	
72 Ge	2	167747	0.55	171878	97.6	30 - 125	
72 Ge	3	853862	1.12	945944	90.3	30 - 125	
74 Ge	1	564027	1.56	620206	90.9	30 - 125	
74 Ge	2	243799	0.28	252416	96.6	30 - 125	
74 Ge	3	1138862	1.53	1290574	88.2	30 - 125	
115 In	1	1876393	2.07	2085984	90.0	30 - 125	
115 In	2	774463	0.75	775594	99.9	30 - 125	
115 In	3	2579778	1.18	2862935	90.1	30 - 125	
159 Tb	3	3939714	1.67	4207562	93.6	30 - 125	
209 Bi	3	6445877	0.86	5283419	122.0	30 - 125	

Tune File# 1 c:\icpchem\1\7500\h2.u
Tune File# 2 c:\icpchem\1\7500\he.u
Tune File# 3 c:\icpchem\1\7500\norm.u

ISTD Ref File : C:\ICPCHEM\1\DATA\wg249797.b\003CALB.D\003CALB.D#

4 :Element Failures
0 :ISTD Failures

0 :Max. Number of Failures Allowed
0 :Max. Number of ISTD Failures Allowed

Sample QC Report

Data File: C:\ICPCHEM\1\DATA\wg249797.b\017SMPL.D\017SMPL.D#
Date Acquired: Aug 14 2008 08:11 pm
Acq. Method: 6020ACZ1.M
Operator:
Sample Name: L70791-01MS
Misc Info:
Vial Number: 2105
Current Method: C:\ICPCHEM\1\METHODS\6020ACZ1.M
Calibration File: C:\ICPCHEM\1\CALIB\6020ACZ1.C
Last Cal. Update: Aug 14 2008 07:08 pm
Sample Type: Sample
Dilution Factor: 500.00
Autodil Factor: Undiluted
Final Dil Factor: 500.00

Data Results:
Analytes: Fail
ISTD: Pass

QC Elements

Element	IS Ref	Tune	Corr Conc	Raw Conc	Units	RSD(%)	High Limit	Flag
9 Be	6	3	25,360.000	50.720	ppb	1.72	200.00	
11 B	6	3	8,190.000	16.380	ppb	2.42	20.00	
27 Al	72	3	###########	28900.000	ppb	3.12	1000.00	OCAL
51 V	45	2	68,450.000	136.900	ppb	0.83	200.00	
52 Cr	45	2	31,900.000	63.800	ppb	0.63	200.00	
55 Mn	72	3	232,200.000	464.400	ppb	1.95	200.00	OCAL
59 Co	72	3	33,345.000	66.690	ppb	0.88	200.00	
60 Ni	45	2	33,165.000	66.330	ppb	0.72	500.00	
63 Cu	45	2	623,000.000	1246.000	ppb	1.01	500.00	OCAL
66 Zn	72	3	66,800.000	133.600	ppb	2.25	1000.00	
75 As	45	2	27,690.000	55.380	ppb	0.18	500.00	
78 Se	45	1	13,245.000	26.490	ppb	4.07	500.00	
98 Mo	115	3	127,650.000	255.300	ppb	0.25	200.00	OCAL
107 Ag	115	3	59,000.000	118.000	ppb	1.08	50.00	OCAL
111 Cd	115	3	26,635.000	53.270	ppb	0.77	200.00	
118 Sn	115	3	19,150.000	38.300	ppb	1.11	200.00	
121 Sb	115	3	1,349.500	2.699	ppb	1.13	25.00	
137 Ba	115	3	141,850.000	283.700	ppb	0.69	500.00	
205 Tl	209	3	26,920.000	53.840	ppb	1.83	200.00	
208 Pb	209	3	31,925.000	63.850	ppb	1.87	500.00	
232 Th	209	3	34,585.000	69.170	ppb	1.08	200.00	
238 U	209	3	16,835.000	33.670	ppb	1.41	200.00	

ISTD Elements

Element	Tune	CPS Mean	RSD(%)	Ref Value	Rec(%)	QC Range(%)	Flag
6 Li	3	3265539	1.75	3343239	97.7	30 - 125	
45 Sc	1	1544278	3.64	1687732	91.5	30 - 125	
45 Sc	2	367601	0.97	376900	97.5	30 - 125	
45 Sc	3	5171191	1.63	5258082	98.3	30 - 125	
72 Ge	1	392708	1.09	441419	89.0	30 - 125	
72 Ge	2	166802	0.53	171878	97.0	30 - 125	
72 Ge	3	884862	2.36	945944	93.5	30 - 125	
74 Ge	1	558792	0.81	620206	90.1	30 - 125	
74 Ge	2	243594	0.55	252416	96.5	30 - 125	
74 Ge	3	1220831	1.59	1290574	94.6	30 - 125	
115 In	1	1833688	2.36	2085984	87.9	30 - 125	
115 In	2	774690	1.10	775594	99.9	30 - 125	
115 In	3	2743389	1.05	2862935	95.8	30 - 125	
159 Tb	3	4216856	2.22	4207562	100.2	30 - 125	
209 Bi	3	5338411	1.83	5283419	101.0	30 - 125	

Tune File# 1 c:\icpchem\1\7500\h2.u
Tune File# 2 c:\icpchem\1\7500\he.u
Tune File# 3 c:\icpchem\1\7500\norm.u

ISTD Ref File : C:\ICPCHEM\1\DATA\wg249797.b\003CALB.D\003CALB.D#

5 :Element Failures 0 :Max. Number of Failures Allowed
0 :ISTD Failures 0 :Max. Number of ISTD Failures Allowed

Sample QC Report

Data File: C:\ICPCHEM\1\DATA\wg249797.b\018SMPL.D\018SMPL.D#
Date Acquired: Aug 14 2008 08:17 pm
Acq. Method: 6020ACZ1.M
Operator:
Sample Name: L70791-01MSD
Misc Info:
Vial Number: 2106
Current Method: C:\ICPCHEM\1\METHODS\6020ACZ1.M
Calibration File: C:\ICPCHEM\1\CALIB\6020ACZ1.C
Last Cal. Update: Aug 14 2008 07:08 pm
Sample Type: Sample
Dilution Factor: 500.00
Autodil Factor: Undiluted
Final Dil Factor: 500.00

Data Results:
Analytes: Fail
ISTD: Pass

QC Elements

Element	IS Ref	Tune	Corr Conc	Raw Conc	Units	RSD(%)	High Limit	Flag
9 Be	6	3	25,535.000	51.070	ppb	1.31	200.00	
11 B	6	3	8,105.000	16.210	ppb	2.94	20.00	
27 Al	72	3	###########	26800.000	ppb	5.82	1000.00	OCAL
51 V	45	2	75,200.000	150.400	ppb	5.86	200.00	
52 Cr	45	2	33,615.000	67.230	ppb	5.95	200.00	
55 Mn	72	3	225,800.000	451.600	ppb	3.66	200.00	OCAL
59 Co	72	3	32,905.000	65.810	ppb	5.19	200.00	
60 Ni	45	2	34,320.000	68.640	ppb	5.29	500.00	
63 Cu	45	2	590,500.000	1181.000	ppb	4.94	500.00	OCAL
66 Zn	72	3	64,250.000	128.500	ppb	3.93	1000.00	
75 As	45	2	28,635.000	57.270	ppb	5.44	500.00	
78 Se	45	1	12,730.000	25.460	ppb	0.08	500.00	
98 Mo	115	3	112,900.000	225.800	ppb	4.35	200.00	OCAL
107 Ag	115	3	59,250.000	118.500	ppb	4.86	50.00	OCAL
111 Cd	115	3	26,730.000	53.460	ppb	4.67	200.00	
118 Sn	115	3	19,160.000	38.320	ppb	4.31	200.00	
121 Sb	115	3	1,338.500	2.677	ppb	5.25	25.00	
137 Ba	115	3	140,250.000	280.500	ppb	3.76	500.00	
205 Tl	209	3	27,325.000	54.650	ppb	3.02	200.00	
208 Pb	209	3	31,730.000	63.460	ppb	2.62	500.00	
232 Th	209	3	27,870.000	55.740	ppb	3.17	200.00	
238 U	209	3	16,455.000	32.910	ppb	3.49	200.00	

ISTD Elements

Element	Tune	CPS Mean	RSD(%)	Ref Value	Rec(%)	QC Range(%)	Flag
6 Li	3	3330476	1.59	3343239	99.6	30 - 125	
45 Sc	1	1689972	0.21	1687732	100.1	30 - 125	
45 Sc	2	387178	4.51	376900	102.7	30 - 125	
45 Sc	3	5320122	3.86	5258082	101.2	30 - 125	
72 Ge	1	424667	0.72	441419	96.2	30 - 125	
72 Ge	2	178459	2.49	171878	103.8	30 - 125	
72 Ge	3	929429	4.15	945944	98.3	30 - 125	
74 Ge	1	600375	0.80	620206	96.8	30 - 125	
74 Ge	2	259375	2.83	252416	102.8	30 - 125	
74 Ge	3	1274067	2.64	1290574	98.7	30 - 125	
115 In	1	2012136	0.98	2085984	96.5	30 - 125	
115 In	2	820333	4.52	775594	105.8	30 - 125	
115 In	3	2873556	4.88	2862935	100.4	30 - 125	
159 Tb	3	4386663	4.12	4207562	104.3	30 - 125	
209 Bi	3	5510416	2.93	5283419	104.3	30 - 125	

Tune File# 1 c:\icpchem\1\7500\h2.u
Tune File# 2 c:\icpchem\1\7500\he.u
Tune File# 3 c:\icpchem\1\7500\norm.u

ISTD Ref File : C:\ICPCHEM\1\DATA\wg249797.b\003CALB.D\003CALB.D#

5 :Element Failures 0 :Max. Number of Failures Allowed
0 :ISTD Failures 0 :Max. Number of ISTD Failures Allowed

Sample QC Report

Data File: C:\ICPCHEM\1\DATA\wg249797.b\019SMPL.D\019SMPL.D#
Date Acquired: Aug 14 2008 08:23 pm
Acq. Method: 6020ACZ1.M
Operator:
Sample Name: L70791-02
Misc Info:
Vial Number: 2107
Current Method: C:\ICPCHEM\1\METHODS\6020ACZ1.M
Calibration File: C:\ICPCHEM\1\CALIB\6020ACZ1.C
Last Cal. Update: Aug 14 2008 07:08 pm
Sample Type: Sample
Dilution Factor: 500.00
Autodil Factor: Undiluted
Final Dil Factor: 500.00

Data Results:
Analytes: Fail
ISTD: Pass

QC Elements

Element	IS Ref	Tune	Corr Conc	Raw Conc	Units	RSD(%)	High Limit	Flag
9 Be	6	3	331.500	0.663	ppb	0.37	200.00	
11 B	6	3	2,413.500	4.827	ppb	3.42	20.00	
27 Al	72	3	###########	20710.000	ppb	0.28	1000.00	OCAL
51 V	45	2	37,710.000	75.420	ppb	0.48	200.00	
52 Cr	45	2	4,671.500	9.343	ppb	0.63	200.00	
55 Mn	72	3	208,850.000	417.700	ppb	0.63	200.00	OCAL
59 Co	72	3	5,280.000	10.560	ppb	0.83	200.00	
60 Ni	45	2	6,325.000	12.650	ppb	0.57	500.00	
63 Cu	45	2	548,500.000	1097.000	ppb	1.02	500.00	OCAL
66 Zn	72	3	33,490.000	66.980	ppb	1.02	1000.00	
75 As	45	2	1,540.500	3.081	ppb	2.51	500.00	
78 Se	45	1	137.300	0.275	ppb	12.82	500.00	
98 Mo	115	3	8,430.000	16.860	ppb	1.60	200.00	
107 Ag	115	3	640.000	1.280	ppb	7.64	50.00	
111 Cd	115	3	91.300	0.183	ppb	5.50	200.00	
118 Sn	115	3	5,210.000	10.420	ppb	2.04	200.00	
121 Sb	115	3	156.750	0.314	ppb	3.22	25.00	
137 Ba	115	3	299,700.000	599.400	ppb	2.25	500.00	OCAL
205 Tl	209	3	524.500	1.049	ppb	4.25	200.00	
208 Pb	209	3	3,185.000	6.370	ppb	0.70	500.00	
232 Th	209	3	23,315.000	46.630	ppb	0.67	200.00	
238 U	209	3	2,670.500	5.341	ppb	0.67	200.00	

ISTD Elements

Element	Tune	CPS Mean	RSD(%)	Ref Value	Rec(%)	QC Range(%)	Flag
6 Li	3	3115314	1.48	3343239	93.2	30 - 125	
45 Sc	1	1725602	1.13	1687732	102.2	30 - 125	
45 Sc	2	383734	2.40	376900	101.8	30 - 125	
45 Sc	3	5013421	0.53	5258082	95.3	30 - 125	
72 Ge	1	428595	1.74	441419	97.1	30 - 125	
72 Ge	2	171936	2.26	171878	100.0	30 - 125	
72 Ge	3	864145	2.45	945944	91.4	30 - 125	
74 Ge	1	607972	2.05	620206	98.0	30 - 125	
74 Ge	2	251159	1.64	252416	99.5	30 - 125	
74 Ge	3	1168070	0.85	1290574	90.5	30 - 125	
115 In	1	2042325	0.64	2085984	97.9	30 - 125	
115 In	2	806319	2.18	775594	104.0	30 - 125	
115 In	3	2665548	0.25	2862935	93.1	30 - 125	
159 Tb	3	4121540	0.57	4207562	98.0	30 - 125	
209 Bi	3	5215950	1.12	5283419	98.7	30 - 125	

Tune File# 1 c:\icpchem\1\7500\h2.u
Tune File# 2 c:\icpchem\1\7500\he.u
Tune File# 3 c:\icpchem\1\7500\norm.u

ISTD Ref File : C:\ICPCHEM\1\DATA\wg249797.b\003CALB.D\003CALB.D#

4 :Element Failures
0 :ISTD Failures
0 :Max. Number of Failures Allowed
0 :Max. Number of ISTD Failures Allowed

Sample QC Report

Data File: C:\ICPCHEM\1\DATA\wg249797.b\020SMPL.D\020SMPL.D#
Date Acquired: Aug 14 2008 08:30 pm
Acq. Method: 6020ACZ1.M
Operator:
Sample Name: L70791-03
Misc Info:
Vial Number: 2108
Current Method: C:\ICPCHEM\1\METHODS\6020ACZ1.M
Calibration File: C:\ICPCHEM\1\CALIB\6020ACZ1.C
Last Cal. Update: Aug 14 2008 07:08 pm
Sample Type: Sample
Dilution Factor: 505.00
Autodil Factor: Undiluted
Final Dil Factor: 505.00

Data Results:
Analytes: Fail
ISTD: Pass

QC Elements

Element	IS Ref	Tune	Corr Conc	Raw Conc	Units	RSD(%)	High Limit	Flag
9 Be	6	3	885.770	1.754	ppb	3.19	200.00	
11 B	6	3	3,474.400	6.880	ppb	1.38	20.00	
27 Al	72	3	###########	46750.000	ppb	1.29	1000.00	OCAL
51 V	45	2	61,711.000	122.200	ppb	0.45	200.00	
52 Cr	45	2	9,286.950	18.390	ppb	0.81	200.00	
55 Mn	72	3	331,229.500	655.900	ppb	2.15	200.00	OCAL
59 Co	72	3	7,994.150	15.830	ppb	1.88	200.00	
60 Ni	45	2	9,847.500	19.500	ppb	0.43	500.00	
63 Cu	45	2	447,884.500	886.900	ppb	0.22	500.00	OCAL
66 Zn	72	3	46,045.900	91.180	ppb	1.28	1000.00	
75 As	45	2	2,914.355	5.771	ppb	0.89	500.00	
78 Se	45	1	339.512	0.672	ppb	7.11	500.00	
98 Mo	115	3	45,434.850	89.970	ppb	1.39	200.00	
107 Ag	115	3	5,388.350	10.670	ppb	0.79	50.00	
111 Cd	115	3	124.483	0.247	ppb	3.09	200.00	
118 Sn	115	3	5,252.000	10.400	ppb	2.13	200.00	
121 Sb	115	3	170.640	0.338	ppb	1.04	25.00	
137 Ba	115	3	145,793.500	288.700	ppb	3.61	500.00	
205 Tl	209	3	291.688	0.578	ppb	4.15	200.00	
208 Pb	209	3	7,049.800	13.960	ppb	1.32	500.00	
232 Th	209	3	21,139.300	41.860	ppb	2.04	200.00	
238 U	209	3	3,448.645	6.829	ppb	2.34	200.00	

ISTD Elements

Element	Tune	CPS Mean	RSD(%)	Ref Value	Rec(%)	QC Range(%)	Flag
6 Li	3	3095244	3.50	3343239	92.6	30 - 125	
45 Sc	1	1444072	5.82	1687732	85.6	30 - 125	
45 Sc	2	362941	1.35	376900	96.3	30 - 125	
45 Sc	3	4990456	2.80	5258082	94.9	30 - 125	
72 Ge	1	359974	3.29	441419	81.5	30 - 125	
72 Ge	2	165022	1.40	171878	96.0	30 - 125	
72 Ge	3	865630	0.51	945944	91.5	30 - 125	
74 Ge	1	509983	3.52	620206	82.2	30 - 125	
74 Ge	2	240691	1.09	252416	95.4	30 - 125	
74 Ge	3	1167624	2.51	1290574	90.5	30 - 125	
115 In	1	1711224	4.93	2085984	82.0	30 - 125	
115 In	2	768527	0.96	775594	99.1	30 - 125	
115 In	3	2663906	3.58	2862935	93.0	30 - 125	
159 Tb	3	4098536	3.34	4207562	97.4	30 - 125	
209 Bi	3	5181290	3.43	5283419	98.1	30 - 125	

Tune File# 1 c:\icpchem\1\7500\h2.u
Tune File# 2 c:\icpchem\1\7500\he.u
Tune File# 3 c:\icpchem\1\7500\norm.u

ISTD Ref File : C:\ICPCHEM\1\DATA\wg249797.b\003CALB.D\003CALB.D#

3 :Element Failures 0 :Max. Number of Failures Allowed
0 :ISTD Failures 0 :Max. Number of ISTD Failures Allowed

Continuing Calibration Verification (CCV) QC Report

Data File: C:\ICPCHEM\1\DATA\wg249797.b\021_CCV.D\021_CCV.D#
Date Acquired: Aug 14 2008 08:36 pm
Operator:
Sample Name: CCV
Misc Info:
Vial Number: 1107
Current Method: C:\ICPCHEM\1\METHODS\6020ACZ1.M
Calibration File: C:\ICPCHEM\1\CALIB\6020ACZ1.C
Last Cal Update: Aug 14 2008 07:08 pm
Sample Type: CCV
Total Dil Factor: 1.00

Data Results:
Analytes: Fail
ISTD: Pass

QC Elements

Element	IS Ref	Tune	Conc. ppb	RSD(%)	Expected	Rec(%)	QC Range(%)	Flag
9 Be	6	3	50.290	0.63	50.00	100.6	89 - 110	
11 B	6	3	22.730	2.61	20.00	113.7	89 - 110	Fail
27 Al	72	3	142.200	2.59	100.00	142.2	89 - 110	Fail
51 V	45	2	52.030	0.69	50.00	104.1	89 - 110	
52 Cr	45	2	52.940	0.25	50.00	105.9	89 - 110	
55 Mn	72	3	54.950	0.84	50.00	109.9	89 - 110	
59 Co	72	3	52.230	0.72	50.00	104.5	89 - 110	
60 Ni	45	2	52.460	0.48	50.00	104.9	89 - 110	
63 Cu	45	2	53.410	0.32	50.00	106.8	89 - 110	
66 Zn	72	3	53.300	0.63	50.00	106.6	89 - 110	
75 As	45	2	53.670	0.38	50.00	107.3	89 - 110	
78 Se	45	1	53.270	0.86	50.00	106.5	89 - 110	
98 Mo	115	3	20.280	0.59	20.00	101.4	89 - 110	
107 Ag	115	3	208.200	0.82	20.00	1041.0	89 - 110	Fail
111 Cd	115	3	52.420	0.08	50.00	104.8	89 - 110	
118 Sn	115	3	51.040	1.12	50.00	102.1	89 - 110	
121 Sb	115	3	10.290	0.48	20.00	51.5	89 - 110	Fail
137 Ba	115	3	54.680	0.96	50.00	109.4	89 - 110	
205 Tl	209	3	56.260	1.05	50.00	112.5	89 - 110	Fail
208 Pb	209	3	52.090	0.59	50.00	104.2	89 - 110	
232 Th	209	3	54.990	0.89	50.00	110.0	89 - 110	
238 U	209	3	55.030	0.90	50.00	110.1	89 - 110	

ISTD Elements

Element	Tune	CPS Mean	RSD(%)	Ref Value	Rec(%)	QC Range(%)	Flag
6 Li	3	3384902	0.83	3343239	101.2	30 - 125	
45 Sc	1	1846028	0.93	1687732	109.4	30 - 125	
45 Sc	2	418855	0.40	376900	111.1	30 - 125	
45 Sc	3	5556219	0.30	5258082	105.7	30 - 125	
72 Ge	1	476649	1.36	441419	108.0	30 - 125	
72 Ge	2	193282	0.51	171878	112.5	30 - 125	
72 Ge	3	994644	0.35	945944	105.1	30 - 125	
74 Ge	1	669218	2.69	620206	107.9	30 - 125	
74 Ge	2	284683	0.53	252416	112.8	30 - 125	
74 Ge	3	1370336	0.70	1290574	106.2	30 - 125	
115 In	1	2262511	1.18	2085984	108.5	30 - 125	
115 In	2	916342	0.05	775594	118.1	30 - 125	
115 In	3	3120832	0.99	2862935	109.0	30 - 125	
159 Tb	3	4657835	0.28	4207562	110.7	30 - 125	
209 Bi	3	5961457	1.41	5283419	112.8	30 - 125	

Tune File# 1 c:\icpchem\1\7500\h2.u
Tune File# 2 c:\icpchem\1\7500\he.u
Tune File# 3 c:\icpchem\1\7500\norm.u

ISTD Ref File : C:\ICPCHEM\1\DATA\wg249797.b\003CALB.D\003CALB.D#

5 :Element Failures 0 :Max. Number of Failures Allowed
0 :ISTD Failures 0 :Max. Number of ISTD Failures Allowed

Continuing Calibration Blank (CCB) QC Report

Data File: C:\ICPCHEM\1\DATA\wg249797.b\022_CCB.D\022_CCB.D#
Date Acquired: Aug 14 2008 08:43 pm
Operator:
Sample Name: CCB
Misc Info:
Vial Number: 1102
Current Method: C:\ICPCHEM\1\METHODS\6020ACZ1.M
Calibration File: C:\ICPCHEM\1\CALIB\6020ACZ1.C
Last Cal Update: Aug 14 2008 07:08 pm
Sample Type: CCB
Total Dil Factor: 1.00

Data Results:
Analytes: Fail
ISTD: Pass

QC Elements

Element	IS Ref	Tune	Conc.	RSD(%)	High Limit	Flag
9 Be	6	3	0.012 ppb	7.70	0.300	
11 B	6	3	1.777 ppb	11.04	1.500	Fail
27 Al	72	3	1.013 ppb	11.95	3.000	
51 V	45	2	-0.188 ppb	12.39	0.600	
52 Cr	45	2	0.005 ppb	431.67	0.300	
55 Mn	72	3	0.123 ppb	2.80	1.500	
59 Co	72	3	0.012 ppb	9.55	0.150	
60 Ni	45	2	0.026 ppb	70.49	1.800	
63 Cu	45	2	-0.020 ppb	147.34	1.500	
66 Zn	72	3	0.062 ppb	32.49	6.000	
75 As	45	2	0.085 ppb	40.79	1.500	
78 Se	45	1	0.059 ppb	126.59	3.000	
98 Mo	115	3	0.091 ppb	6.34	1.500	
107 Ag	115	3	0.050 ppb	17.12	0.150	
111 Cd	115	3	0.012 ppb	28.61	0.300	
118 Sn	115	3	0.015 ppb	10.66	0.300	
121 Sb	115	3	0.096 ppb	6.89	1.200	
137 Ba	115	3	0.028 ppb	37.56	0.300	
205 Tl	209	3	0.122 ppb	4.90	0.300	
206 (Pb)	209	3	0.018 ppb	22.88	0.300	
232 Th	209	3	0.032 ppb	8.14	3.000	
238 U	209	3	0.014 ppb	16.41	0.300	

ISTD Elements

Element	Tune	CPS Mean	RSD(%)	Ref Value	Rec(%)	QC Range(%)	Flag
6 Li	3	3428547	1.61	3343239	102.6	30 - 125	
45 Sc	1	1722331	6.48	1687732	102.1	30 - 125	
45 Sc	2	420482	1.90	376900	111.6	30 - 125	
45 Sc	3	5544074	2.01	5258082	105.4	30 - 125	
72 Ge	1	449884	4.71	441419	101.9	30 - 125	
72 Ge	2	193769	0.62	171878	112.7	30 - 125	
72 Ge	3	1008166	2.14	945944	106.6	30 - 125	
74 Ge	1	636195	4.52	620206	102.6	30 - 125	
74 Ge	2	286229	0.94	252416	113.4	30 - 125	
74 Ge	3	1379101	1.51	1290574	106.9	30 - 125	
115 In	1	2107949	7.04	2085984	101.1	30 - 125	
115 In	2	917145	1.70	775594	118.3	30 - 125	
115 In	3	3131556	1.39	2862935	109.4	30 - 125	
159 Tb	3	4688258	1.56	4207562	111.4	30 - 125	
209 Bi	3	5997937	0.90	5283419	113.5	30 - 125	

Tune File# 1 c:\icpchem\1\7500\h2.u
Tune File# 2 c:\icpchem\1\7500\he.u
Tune File# 3 c:\icpchem\1\7500\norm.u

ISTD Ref File : C:\ICPCHEM\1\DATA\wg249797.b\003CALB.D\003CALB.D#

1 :Element Failures
0 :ISTD Failures
0 :Max. Number of Failures Allowed
0 :Max. Number of ISTD Failures Allowed

Sample QC Report

Data File: C:\ICPCHEM\1\DATA\wg249797.b\023SMPL.D\023SMPL.D#
Date Acquired: Aug 14 2008 08:49 pm
Acq. Method: 6020ACZ1.M
Operator:
Sample Name: L70791-04
Misc Info:
Vial Number: 2109
Current Method: C:\ICPCHEM\1\METHODS\6020ACZ1.M
Calibration File: C:\ICPCHEM\1\CALIB\6020ACZ1.C
Last Cal. Update: Aug 14 2008 07:08 pm
Sample Type: Sample
Dilution Factor: 500.00
Autodil Factor: Undiluted
Final Dil Factor: 500.00

Data Results:
Analytes: Fail
ISTD: Pass

QC Elements

Element	IS Ref	Tune	Corr Conc	Raw Conc	Units	RSD(%)	High Limit	Flag
9 Be	6	3	425.300	0.851	ppb	2.84	200.00	
11 B	6	3	1,406.000	2.812	ppb	1.78	20.00	
27 Al	72	3	###########	25460.000	ppb	1.05	1000.00	OCAL
51 V	45	2	47,175.000	94.350	ppb	0.22	200.00	
52 Cr	45	2	5,200.000	10.400	ppb	0.37	200.00	
55 Mn	72	3	374,050.000	748.100	ppb	1.50	200.00	OCAL
59 Co	72	3	9,405.000	18.810	ppb	1.81	200.00	
60 Ni	45	2	10,350.000	20.700	ppb	0.29	500.00	
63 Cu	45	2	184,200.000	368.400	ppb	0.79	500.00	
66 Zn	72	3	49,890.000	99.780	ppb	1.61	1000.00	
75 As	45	2	757.500	1.515	ppb	0.31	500.00	
78 Se	45	1	43.755	0.088	ppb	26.11	500.00	
98 Mo	115	3	1,876.000	3.752	ppb	2.20	200.00	
107 Ag	115	3	357.150	0.714	ppb	8.66	50.00	
111 Cd	115	3	39.700	0.079	ppb	6.77	200.00	
118 Sn	115	3	4,932.500	9.865	ppb	1.70	200.00	
121 Sb	115	3	155.050	0.310	ppb	6.73	25.00	
137 Ba	115	3	180,100.000	360.200	ppb	0.56	500.00	
205 Tl	209	3	333.000	0.666	ppb	2.55	200.00	
208 Pb	209	3	2,487.000	4.974	ppb	1.09	500.00	
232 Th	209	3	12,035.000	24.070	ppb	1.33	200.00	
238 U	209	3	2,450.500	4.901	ppb	1.24	200.00	

ISTD Elements

Element	Tune	CPS Mean	RSD(%)	Ref Value	Rec(%)	QC Range(%)	Flag
6 Li	3	3024085	1.54	3343239	90.5	30 - 125	
45 Sc	1	1553271	2.65	1687732	92.0	30 - 125	
45 Sc	2	366011	0.52	376900	97.1	30 - 125	
45 Sc	3	4897398	0.49	5258082	93.1	30 - 125	
72 Ge	1	393859	2.22	441419	89.2	30 - 125	
72 Ge	2	172025	0.73	171878	100.1	30 - 125	
72 Ge	3	852364	1.57	945944	90.1	30 - 125	
74 Ge	1	558062	2.06	620206	90.0	30 - 125	
74 Ge	2	251578	0.60	252416	99.7	30 - 125	
74 Ge	3	1180273	0.98	1290574	91.5	30 - 125	
115 In	1	1892734	2.56	2085984	90.7	30 - 125	
115 In	2	778096	0.66	775594	100.3	30 - 125	
115 In	3	2636771	0.51	2862935	92.1	30 - 125	
159 Tb	3	4048626	1.13	4207562	96.2	30 - 125	
209 Bi	3	5080497	0.45	5283419	96.2	30 - 125	

Tune File# 1 c:\icpchem\1\7500\h2.u
Tune File# 2 c:\icpchem\1\7500\he.u
Tune File# 3 c:\icpchem\1\7500\norm.u

ISTD Ref File : C:\ICPCHEM\1\DATA\wg249797.b\003CALB.D\003CALB.D#

2 :Element Failures 0 :Max. Number of Failures Allowed
0 :ISTD Failures 0 :Max. Number of ISTD Failures Allowed

Sample QC Report

Data File: C:\ICPCHEM\1\DATA\wg249797.b\024SMPL.D\024SMPL.D#
Date Acquired: Aug 14 2008 08:56 pm
Acq. Method: 6020ACZ1.M
Operator:
Sample Name: L70791-05
Misc Info:
Vial Number: 2110
Current Method: C:\ICPCHEM\1\METHODS\6020ACZ1.M
Calibration File: C:\ICPCHEM\1\CALIB\6020ACZ1.C
Last Cal. Update: Aug 14 2008 07:08 pm
Sample Type: Sample
Dilution Factor: 500.00
Autodil Factor: Undiluted
Final Dil Factor: 500.00

Data Results:
Analytes: Fail
ISTD: Pass

QC Elements

Element	IS Ref	Tune	Corr Conc	Raw Conc	Units	RSD(%)	High Limit	Flag
9 Be	6	3	657.500	1.315	ppb	1.66	200.00	
11 B	6	3	4,569.000	9.138	ppb	0.88	20.00	
27 Al	72	3	###########	30380.000	ppb	0.67	1000.00	OCAL
51 V	45	2	44,990.000	89.980	ppb	0.82	200.00	
52 Cr	45	2	8,310.000	16.620	ppb	0.22	200.00	
55 Mn	72	3	180,850.000	361.700	ppb	0.29	200.00	OCAL
59 Co	72	3	5,810.000	11.620	ppb	0.61	200.00	
60 Ni	45	2	6,835.000	13.670	ppb	0.81	500.00	
63 Cu	45	2	###########	3314.000	ppb	0.62	500.00	OCAL
66 Zn	72	3	98,400.000	196.800	ppb	0.77	1000.00	
75 As	45	2	5,510.000	11.020	ppb	1.12	500.00	
78 Se	45	1	1,570.000	3.140	ppb	3.33	500.00	
98 Mo	115	3	257,550.000	515.100	ppb	2.07	200.00	OCAL
107 Ag	115	3	7,725.000	15.450	ppb	1.60	50.00	
111 Cd	115	3	335.500	0.671	ppb	2.88	200.00	
118 Sn	115	3	7,140.000	14.280	ppb	2.53	200.00	
121 Sb	115	3	520.000	1.040	ppb	1.68	25.00	
137 Ba	115	3	87,750.000	175.500	ppb	1.11	500.00	
205 Tl	209	3	286.950	0.574	ppb	0.89	200.00	
208 Pb	209	3	39,040.000	78.080	ppb	2.57	500.00	
232 Th	209	3	36,580.000	73.160	ppb	2.35	200.00	
238 U	209	3	3,489.500	6.979	ppb	1.86	200.00	

ISTD Elements

Element	Tune	CPS Mean	RSD(%)	Ref Value	Rec(%)	QC Range(%)	Flag
6 Li	3	3169191	1.08	3343239	94.8	30 - 125	
45 Sc	1	1598959	0.93	1687732	94.7	30 - 125	
45 Sc	2	379481	2.12	376900	100.7	30 - 125	
45 Sc	3	5291476	1.25	5258082	100.6	30 - 125	
72 Ge	1	403728	0.11	441419	91.5	30 - 125	
72 Ge	2	175367	2.23	171878	102.0	30 - 125	
72 Ge	3	912587	0.83	945944	96.5	30 - 125	
74 Ge	1	571188	0.38	620206	92.1	30 - 125	
74 Ge	2	255474	2.19	252416	101.2	30 - 125	
74 Ge	3	1238317	1.60	1290574	96.0	30 - 125	
115 In	1	1951699	0.89	2085984	93.6	30 - 125	
115 In	2	819612	2.11	775594	105.7	30 - 125	
115 In	3	2860103	1.86	2862935	99.9	30 - 125	
159 Tb	3	4431488	0.94	4207562	105.3	30 - 125	
209 Bi	3	5645818	2.01	5283419	106.9	30 - 125	

Tune File# 1 c:\icpchem\1\7500\h2.u
Tune File# 2 c:\icpchem\1\7500\he.u
Tune File# 3 c:\icpchem\1\7500\norm.u

ISTD Ref File : C:\ICPCHEM\1\DATA\wg249797.b\003CALB.D\003CALB.D#

4 :Element Failures 0 :Max. Number of Failures Allowed
0 :ISTD Failures 0 :Max. Number of ISTD Failures Allowed

Sample QC Report

Data File: C:\ICPCHEM\1\DATA\wg249797.b\025SMPL.D\025SMPL.D#
Date Acquired: Aug 14 2008 09:02 pm
Acq. Method: 6020ACZ1.M
Operator:
Sample Name: L70791-06
Misc Info:
Vial Number: 2111
Current Method: C:\ICPCHEM\1\METHODS\6020ACZ1.M
Calibration File: C:\ICPCHEM\1\CALIB\6020ACZ1.C
Last Cal. Update: Aug 14 2008 07:08 pm
Sample Type: Sample
Dilution Factor: 505.00
Autodil Factor: Undiluted
Final Dil Factor: 505.00

Data Results:
Analytes: Fail
ISTD: Pass

QC Elements

Element	IS Ref	Tune	Corr Conc	Raw Conc	Units	RSD(%)	High Limit	Flag
9 Be	6	3	831.735	1.647	ppb	0.74	200.00	
11 B	6	3	5,353.000	10.600	ppb	0.66	20.00	
27 Al	72	3	###########	33220.000	ppb	0.86	1000.00	OCAL
51 V	45	2	35,653.000	70.600	ppb	2.88	200.00	
52 Cr	45	2	6,565.000	13.000	ppb	2.71	200.00	
55 Mn	72	3	93,223.000	184.600	ppb	1.28	200.00	
59 Co	72	3	2,733.565	5.413	ppb	1.56	200.00	
60 Ni	45	2	4,057.675	8.035	ppb	2.73	500.00	
63 Cu	45	2	328,502.500	650.500	ppb	3.05	500.00	OCAL
66 Zn	72	3	27,689.150	54.830	ppb	2.05	1000.00	
75 As	45	2	3,356.230	6.646	ppb	2.84	500.00	
78 Se	45	1	158.873	0.315	ppb	4.62	500.00	
98 Mo	115	3	9,524.300	18.860	ppb	1.08	200.00	
107 Ag	115	3	1,185.235	2.347	ppb	2.75	50.00	
111 Cd	115	3	99.182	0.196	ppb	8.35	200.00	
118 Sn	115	3	5,257.050	10.410	ppb	0.85	200.00	
121 Sb	115	3	191.951	0.380	ppb	2.41	25.00	
137 Ba	115	3	54,691.500	108.300	ppb	1.19	500.00	
205 Tl	209	3	198.011	0.392	ppb	3.69	200.00	
208 Pb	209	3	7,984.050	15.810	ppb	0.12	500.00	
232 Th	209	3	11,493.800	22.760	ppb	0.46	200.00	
238 U	209	3	1,444.805	2.861	ppb	0.67	200.00	

ISTD Elements

Element	Tune	CPS Mean	RSD(%)	Ref Value	Rec(%)	QC Range(%)	Flag
6 Li	3	3187240	1.39	3343239	95.3	30 - 125	
45 Sc	1	1675515	2.28	1687732	99.3	30 - 125	
45 Sc	2	390742	2.25	376900	103.7	30 - 125	
45 Sc	3	5276551	1.52	5258082	100.4	30 - 125	
72 Ge	1	416134	1.66	441419	94.3	30 - 125	
72 Ge	2	176968	1.99	171878	103.0	30 - 125	
72 Ge	3	922376	2.32	945944	97.5	30 - 125	
74 Ge	1	588600	1.28	620206	94.9	30 - 125	
74 Ge	2	258503	1.60	252416	102.4	30 - 125	
74 Ge	3	1241649	0.81	1290574	96.2	30 - 125	
115 In	1	2039877	0.92	2085984	97.8	30 - 125	
115 In	2	838723	2.46	775594	108.1	30 - 125	
115 In	3	2865325	1.32	2862935	100.1	30 - 125	
159 Tb	3	4412268	2.16	4207562	104.9	30 - 125	
209 Bi	3	5629947	1.21	5283419	106.6	30 - 125	

Tune File# 1 c:\icpchem\1\7500\h2.u
Tune File# 2 c:\icpchem\1\7500\he.u
Tune File# 3 c:\icpchem\1\7500\norm.u

ISTD Ref File : C:\ICPCHEM\1\DATA\wg249797.b\003CALB.D\003CALB.D#

2 :Element Failures 0 :Max. Number of Failures Allowed
0 :ISTD Failures 0 :Max. Number of ISTD Failures Allowed

Sample QC Report

Data File: C:\ICPCHEM\1\DATA\wg249797.b\026SMPL.D\026SMPL.D#
Date Acquired: Aug 14 2008 09:09 pm
Acq. Method: 6020ACZ1.M
Operator:
Sample Name: L70791-07
Misc Info:
Vial Number: 2112
Current Method: C:\ICPCHEM\1\METHODS\6020ACZ1.M
Calibration File: C:\ICPCHEM\1\CALIB\6020ACZ1.C
Last Cal. Update: Aug 14 2008 07:08 pm
Sample Type: Sample
Dilution Factor: 505.00
Autodil Factor: Undiluted
Final Dil Factor: 505.00

Data Results:
Analytes: Fail
ISTD: Pass

QC Elements

Element	IS Ref	Tune	Corr Conc	Raw Conc	Units	RSD(%)	High Limit	Flag
9 Be	6	3	500.960	0.992	ppb	2.11	200.00	
11 B	6	3	2,790.125	5.525	ppb	4.68	20.00	
27 Al	72	3	###########	28520.000	ppb	1.13	1000.00	OCAL
51 V	45	2	61,913.000	122.600	ppb	3.00	200.00	
52 Cr	45	2	7,736.600	15.320	ppb	3.17	200.00	
55 Mn	72	3	312,039.500	617.900	ppb	1.13	200.00	OCAL
59 Co	72	3	8,792.050	17.410	ppb	1.17	200.00	
60 Ni	45	2	8,559.750	16.950	ppb	2.61	500.00	
63 Cu	45	2	602,465.000	1193.000	ppb	3.07	500.00	OCAL
66 Zn	72	3	52,722.000	104.400	ppb	1.45	1000.00	
75 As	45	2	1,958.390	3.878	ppb	4.11	500.00	
78 Se	45	1	274.922	0.544	ppb	6.50	500.00	
98 Mo	115	3	95,950.000	190.000	ppb	0.57	200.00	
107 Ag	115	3	2,630.040	5.208	ppb	2.21	50.00	
111 Cd	115	3	145.390	0.288	ppb	5.21	200.00	
118 Sn	115	3	5,347.950	10.590	ppb	1.18	200.00	
121 Sb	115	3	174.629	0.346	ppb	1.30	25.00	
137 Ba	115	3	147,510.500	292.100	ppb	2.42	500.00	
205 Tl	209	3	294.567	0.583	ppb	2.96	200.00	
208 Pb	209	3	6,873.050	13.610	ppb	0.70	500.00	
232 Th	209	3	41,344.350	81.870	ppb	1.37	200.00	
238 U	209	3	6,868.000	13.600	ppb	1.60	200.00	

ISTD Elements

Element	Tune	CPS Mean	RSD(%)	Ref Value	Rec(%)	QC Range(%)	Flag
6 Li	3	2897513	1.47	3343239	86.7	30 - 125	
45 Sc	1	1534841	0.86	1687732	90.9	30 - 125	
45 Sc	2	355852	4.03	376900	94.4	30 - 125	
45 Sc	3	4788734	0.50	5258082	91.1	30 - 125	
72 Ge	1	384942	0.72	441419	87.2	30 - 125	
72 Ge	2	161622	1.90	171878	94.0	30 - 125	
72 Ge	3	838085	1.26	945944	88.6	30 - 125	
74 Ge	1	546584	0.62	620206	88.1	30 - 125	
74 Ge	2	237381	2.12	252416	94.0	30 - 125	
74 Ge	3	1135793	0.31	1290574	88.0	30 - 125	
115 In	1	1865314	1.13	2085984	89.4	30 - 125	
115 In	2	755215	1.45	775594	97.4	30 - 125	
115 In	3	2577732	0.17	2862935	90.0	30 - 125	
159 Tb	3	4001660	0.35	4207562	95.1	30 - 125	
209 Bi	3	5088067	0.55	5283419	96.3	30 - 125	

Tune File# 1 c:\icpchem\1\7500\h2.u
Tune File# 2 c:\icpchem\1\7500\he.u
Tune File# 3 c:\icpchem\1\7500\norm.u

ISTD Ref File : C:\ICPCHEM\1\DATA\wg249797.b\003CALB.D\003CALB.D#

3 :Element Failures 0 :Max. Number of Failures Allowed
0 :ISTD Failures 0 :Max. Number of ISTD Failures Allowed

Sample QC Report

Data File: C:\ICPCHEM\1\DATA\wg249797.b\027SMPL.D\027SMPL.D#
Date Acquired: Aug 14 2008 09:15 pm
Acq. Method: 6020ACZ1.M
Operator:
Sample Name: L70791-08
Misc Info:
Vial Number: 2201
Current Method: C:\ICPCHEM\1\METHODS\6020ACZ1.M
Calibration File: C:\ICPCHEM\1\CALIB\6020ACZ1.C
Last Cal. Update: Aug 14 2008 07:08 pm
Sample Type: Sample
Dilution Factor: 500.00
Autodil Factor: Undiluted
Final Dil Factor: 500.00

Data Results:
Analytes: Fail
ISTD: Pass

QC Elements

Element	IS Ref	Tune	Corr Conc	Raw Conc	Units	RSD(%)	High Limit	Flag
9 Be	6	3	432.500	0.865	ppb	1.52	200.00	
11 B	6	3	1,651.000	3.302	ppb	4.88	20.00	
27 Al	72	3	###########	27520.000	ppb	1.32	1000.00	OCAL
51 V	45	2	57,550.000	115.100	ppb	0.26	200.00	
52 Cr	45	2	6,960.000	13.920	ppb	0.93	200.00	
55 Mn	72	3	321,450.000	642.900	ppb	1.65	200.00	OCAL
59 Co	72	3	9,755.000	19.510	ppb	1.61	200.00	
60 Ni	45	2	10,530.000	21.060	ppb	0.47	500.00	
63 Cu	45	2	146,550.000	293.100	ppb	1.09	500.00	
66 Zn	72	3	54,200.000	108.400	ppb	1.82	1000.00	
75 As	45	2	1,209.000	2.418	ppb	1.94	500.00	
78 Se	45	1	62.400	0.125	ppb	16.55	500.00	
98 Mo	115	3	9,935.000	19.870	ppb	2.19	200.00	
107 Ag	115	3	233.850	0.468	ppb	10.52	50.00	
111 Cd	115	3	53.450	0.107	ppb	16.31	200.00	
118 Sn	115	3	4,206.000	8.412	ppb	1.33	200.00	
121 Sb	115	3	115.200	0.230	ppb	2.91	25.00	
137 Ba	115	3	177,150.000	354.300	ppb	1.17	500.00	
205 Tl	209	3	377.800	0.756	ppb	1.59	200.00	
208 Pb	209	3	3,690.000	7.380	ppb	0.63	500.00	
232 Th	209	3	32,675.000	65.350	ppb	1.20	200.00	
238 U	209	3	4,453.000	8.906	ppb	1.26	200.00	

ISTD Elements

Element	Tune	CPS Mean	RSD(%)	Ref Value	Rec(%)	QC Range(%)	Flag
6 Li	3	3048375	1.67	3343239	91.2	30 - 125	
45 Sc	1	1551037	2.48	1687732	91.9	30 - 125	
45 Sc	2	364901	1.25	376900	96.8	30 - 125	
45 Sc	3	5108652	2.68	5258082	97.2	30 - 125	
72 Ge	1	387685	1.33	441419	87.8	30 - 125	
72 Ge	2	167037	1.84	171878	97.2	30 - 125	
72 Ge	3	887216	3.80	945944	93.8	30 - 125	
74 Ge	1	550949	1.52	620206	88.8	30 - 125	
74 Ge	2	242458	1.77	252416	96.1	30 - 125	
74 Ge	3	1201114	2.28	1290574	93.1	30 - 125	
115 In	1	1898880	2.31	2085984	91.0	30 - 125	
115 In	2	788280	1.07	775594	101.6	30 - 125	
115 In	3	2760763	3.57	2862935	96.4	30 - 125	
159 Tb	3	4242297	2.58	4207562	100.8	30 - 125	
209 Bi	3	5379566	3.23	5283419	101.8	30 - 125	

Tune File# 1 c:\icpchem\1\7500\h2.u
Tune File# 2 c:\icpchem\1\7500\he.u
Tune File# 3 c:\icpchem\1\7500\norm.u

ISTD Ref File : C:\ICPCHEM\1\DATA\wg249797.b\003CALB.D\003CALB.D#

2 :Element Failures 0 :Max. Number of Failures Allowed
0 :ISTD Failures 0 :Max. Number of ISTD Failures Allowed

Sample QC Report

Data File: C:\ICPCHEM\1\DATA\wg249797.b\028SMPL.D\028SMPL.D#
Date Acquired: Aug 14 2008 09:22 pm
Acq. Method: 6020ACZ1.M
Operator:
Sample Name: L70791-09
Misc Info:
Vial Number: 2202
Current Method: C:\ICPCHEM\1\METHODS\6020ACZ1.M
Calibration File: C:\ICPCHEM\1\CALIB\6020ACZ1.C
Last Cal. Update: Aug 14 2008 07:08 pm
Sample Type: Sample
Dilution Factor: 500.00
Autodil Factor: Undiluted
Final Dil Factor: 500.00

Data Results:
Analytes: Fail
ISTD: Pass

QC Elements

Element	IS Ref	Tune	Corr Conc	Raw Conc	Units	RSD(%)	High Limit	Flag
9 Be	6	3	421.400	0.843	ppb	2.06	200.00	
11 B	6	3	2,290.000	4.580	ppb	2.21	20.00	
27 Al	72	3	###########	26650.000	ppb	2.39	1000.00	OCAL
51 V	45	2	52,800.000	105.600	ppb	1.08	200.00	
52 Cr	45	2	7,390.000	14.780	ppb	1.01	200.00	
55 Mn	72	3	303,050.000	606.100	ppb	1.49	200.00	OCAL
59 Co	72	3	7,850.000	15.700	ppb	1.99	200.00	
60 Ni	45	2	8,550.000	17.100	ppb	1.11	500.00	
63 Cu	45	2	596,500.000	1193.000	ppb	0.85	500.00	OCAL
66 Zn	72	3	49,420.000	98.840	ppb	2.05	1000.00	
75 As	45	2	3,580.000	7.160	ppb	1.01	500.00	
78 Se	45	1	389.150	0.778	ppb	3.96	500.00	
98 Mo	115	3	95,000.000	190.000	ppb	1.24	200.00	
107 Ag	115	3	3,284.500	6.569	ppb	1.40	50.00	
111 Cd	115	3	125.650	0.251	ppb	5.63	200.00	
118 Sn	115	3	4,269.500	8.539	ppb	0.83	200.00	
121 Sb	115	3	164.050	0.328	ppb	1.51	25.00	
137 Ba	115	3	180,900.000	361.800	ppb	0.86	500.00	
205 Tl	209	3	295.800	0.592	ppb	3.05	200.00	
208 Pb	209	3	6,230.000	12.460	ppb	1.14	500.00	
232 Th	209	3	20,375.000	40.750	ppb	1.19	200.00	
238 U	209	3	4,834.000	9.668	ppb	1.77	200.00	

ISTD Elements

Element	Tune	CPS Mean	RSD(%)	Ref Value	Rec(%)	QC Range(%)	Flag
6 Li	3	3091466	1.29	3343239	92.5	30 - 125	
45 Sc	1	1631096	0.40	1687732	96.6	30 - 125	
45 Sc	2	377656	0.66	376900	100.2	30 - 125	
45 Sc	3	5153776	1.15	5258082	98.0	30 - 125	
72 Ge	1	406731	0.41	441419	92.1	30 - 125	
72 Ge	2	172144	0.46	171878	100.2	30 - 125	
72 Ge	3	900174	1.62	945944	95.2	30 - 125	
74 Ge	1	576677	0.72	620206	93.0	30 - 125	
74 Ge	2	251180	0.97	252416	99.5	30 - 125	
74 Ge	3	1225922	1.39	1290574	95.0	30 - 125	
115 In	1	2014681	1.14	2085984	96.6	30 - 125	
115 In	2	817888	0.54	775594	105.5	30 - 125	
115 In	3	2775419	0.83	2862935	96.9	30 - 125	
159 Tb	3	4332696	0.40	4207562	103.0	30 - 125	
209 Bi	3	5543336	0.32	5283419	104.9	30 - 125	

Tune File# 1 c:\icpchem\1\7500\h2.u
Tune File# 2 c:\icpchem\1\7500\he.u
Tune File# 3 c:\icpchem\1\7500\norm.u

ISTD Ref File : C:\ICPCHEM\1\DATA\wg249797.b\003CALB.D\003CALB.D#

3 :Element Failures 0 :Max. Number of Failures Allowed
0 :ISTD Failures 0 :Max. Number of ISTD Failures Allowed

Sample QC Report

Data File: C:\ICPCHEM\1\DATA\wg249797.b\029SMPL.D\029SMPL.D#
Date Acquired: Aug 14 2008 09:28 pm
Acq. Method: 6020ACZ1.M
Operator:
Sample Name: L70791-10
Misc Info:
Vial Number: 2203
Current Method: C:\ICPCHEM\1\METHODS\6020ACZ1.M
Calibration File: C:\ICPCHEM\1\CALIB\6020ACZ1.C
Last Cal. Update: Aug 14 2008 07:08 pm
Sample Type: Sample
Dilution Factor: 500.00
Autodil Factor: Undiluted
Final Dil Factor: 500.00

Data Results:
Analytes: Fail
ISTD: Pass

QC Elements

Element	IS Ref	Tune	Corr Conc	Raw Conc	Units	RSD(%)	High Limit	Flag
9 Be	6	3	341.200	0.682	ppb	2.95	200.00	
11 B	6	3	1,596.500	3.193	ppb	2.41	20.00	
27 Al	72	3	###########	24510.000	ppb	0.43	1000.00	OCAL
51 V	45	2	67,200.000	134.400	ppb	5.24	200.00	
52 Cr	45	2	7,905.000	15.810	ppb	5.41	200.00	
55 Mn	72	3	355,350.000	710.700	ppb	0.59	200.00	OCAL
59 Co	72	3	10,040.000	20.080	ppb	1.26	200.00	
60 Ni	45	2	11,160.000	22.320	ppb	4.51	500.00	
63 Cu	45	2	267,950.000	535.900	ppb	4.66	500.00	OCAL
66 Zn	72	3	54,300.000	108.600	ppb	0.45	1000.00	
75 As	45	2	1,169.000	2.338	ppb	4.59	500.00	
78 Se	45	1	44.310	0.089	ppb	10.29	500.00	
98 Mo	115	3	3,274.000	6.548	ppb	0.58	200.00	
107 Ag	115	3	196.300	0.393	ppb	10.86	50.00	
111 Cd	115	3	61.900	0.124	ppb	6.01	200.00	
118 Sn	115	3	4,131.000	8.262	ppb	2.08	200.00	
121 Sb	115	3	96.000	0.192	ppb	4.04	25.00	
137 Ba	115	3	207,050.000	414.100	ppb	0.84	500.00	
205 Tl	209	3	349.650	0.699	ppb	2.29	200.00	
208 Pb	209	3	1,813.500	3.627	ppb	1.44	500.00	
232 Th	209	3	36,280.000	72.560	ppb	0.77	200.00	
238 U	209	3	4,849.500	9.699	ppb	1.09	200.00	

ISTD Elements

Element	Tune	CPS Mean	RSD(%)	Ref Value	Rec(%)	QC Range(%)	Flag
6 Li	3	2957324	1.86	3343239	88.5	30 - 125	
45 Sc	1	1633857	1.44	1687732	96.8	30 - 125	
45 Sc	2	379060	3.63	376900	100.6	30 - 125	
45 Sc	3	4947834	3.23	5258082	94.1	30 - 125	
72 Ge	1	411659	0.56	441419	93.3	30 - 125	
72 Ge	2	173368	1.89	171878	100.9	30 - 125	
72 Ge	3	874243	2.67	945944	92.4	30 - 125	
74 Ge	1	582017	0.82	620206	93.8	30 - 125	
74 Ge	2	252534	2.34	252416	100.0	30 - 125	
74 Ge	3	1167859	2.71	1290574	90.5	30 - 125	
115 In	1	2009724	1.62	2085984	96.3	30 - 125	
115 In	2	807472	2.85	775594	104.1	30 - 125	
115 In	3	2656135	2.00	2862935	92.8	30 - 125	
159 Tb	3	4134564	2.78	4207562	98.3	30 - 125	
209 Bi	3	5223508	2.63	5283419	98.9	30 - 125	

Tune File# 1 c:\icpchem\1\7500\h2.u
Tune File# 2 c:\icpchem\1\7500\he.u
Tune File# 3 c:\icpchem\1\7500\norm.u

ISTD Ref File : C:\ICPCHEM\1\DATA\wg249797.b\003CALB.D\003CALB.D#

3 :Element Failures 0 :Max. Number of Failures Allowed
0 :ISTD Failures 0 :Max. Number of ISTD Failures Allowed

Sample QC Report

Data File: C:\ICPCHEM\1\DATA\wg249797.b\030SMPL.D\030SMPL.D#
Date Acquired: Aug 14 2008 09:35 pm
Acq. Method: 6020ACZ1.M
Operator:
Sample Name: L70791-11
Misc Info:
Vial Number: 2204
Current Method: C:\ICPCHEM\1\METHODS\6020ACZ1.M
Calibration File: C:\ICPCHEM\1\CALIB\6020ACZ1.C
Last Cal. Update: Aug 14 2008 07:08 pm
Sample Type: Sample
Dilution Factor: 500.00
Autodil Factor: Undiluted
Final Dil Factor: 500.00

Data Results:
Analytes: Fail
ISTD: Pass

QC Elements

Element	IS Ref	Tune	Corr Conc	Raw Conc	Units	RSD(%)	High Limit	Flag
9 Be	6	3	390.300	0.781	ppb	5.00	200.00	
11 B	6	3	1,570.000	3.140	ppb	4.49	20.00	
27 Al	72	3	###########	23830.000	ppb	1.30	1000.00	OCAL
51 V	45	2	46,490.000	92.980	ppb	0.89	200.00	
52 Cr	45	2	6,580.000	13.160	ppb	0.92	200.00	
55 Mn	72	3	345,450.000	690.900	ppb	1.86	200.00	OCAL
59 Co	72	3	9,250.000	18.500	ppb	1.85	200.00	
60 Ni	45	2	9,365.000	18.730	ppb	1.37	500.00	
63 Cu	45	2	###########	2133.000	ppb	1.00	500.00	OCAL
66 Zn	72	3	77,300.000	154.600	ppb	1.60	1000.00	
75 As	45	2	1,914.000	3.828	ppb	2.02	500.00	
78 Se	45	1	314.450	0.629	ppb	3.93	500.00	
98 Mo	115	3	165,850.000	331.700	ppb	1.15	200.00	OCAL
107 Ag	115	3	3,986.000	7.972	ppb	2.00	50.00	
111 Cd	115	3	441.450	0.883	ppb	5.72	200.00	
118 Sn	115	3	4,215.000	8.430	ppb	0.19	200.00	
121 Sb	115	3	169.200	0.338	ppb	2.37	25.00	
137 Ba	115	3	145,450.000	290.900	ppb	1.34	500.00	
205 Tl	209	3	243.350	0.487	ppb	2.35	200.00	
208 Pb	209	3	11,265.000	22.530	ppb	1.01	500.00	
232 Th	209	3	8,620.000	17.240	ppb	1.09	200.00	
238 U	209	3	2,659.000	5.318	ppb	1.57	200.00	

ISTD Elements

Element	Tune	CPS Mean	RSD(%)	Ref Value	Rec(%)	QC Range(%)	Flag
6 Li	3	2993098	1.66	3343239	89.5	30 - 125	
45 Sc	1	1542299	1.09	1687732	91.4	30 - 125	
45 Sc	2	354494	0.87	376900	94.1	30 - 125	
45 Sc	3	5018263	1.54	5258082	95.4	30 - 125	
72 Ge	1	389189	1.55	441419	88.2	30 - 125	
72 Ge	2	160399	1.20	171878	93.3	30 - 125	
72 Ge	3	864974	0.34	945944	91.4	30 - 125	
74 Ge	1	551967	1.81	620206	89.0	30 - 125	
74 Ge	2	235365	1.29	252416	93.2	30 - 125	
74 Ge	3	1191412	2.29	1290574	92.3	30 - 125	
115 In	1	1894568	1.06	2085984	90.8	30 - 125	
115 In	2	755568	3.31	775594	97.4	30 - 125	
115 In	3	2729373	1.54	2862935	95.3	30 - 125	
159 Tb	3	4195364	2.18	4207562	99.7	30 - 125	
209 Bi	3	5406474	2.48	5283419	102.3	30 - 125	

Tune File# 1 c:\icpchem\1\7500\h2.u
Tune File# 2 c:\icpchem\1\7500\he.u
Tune File# 3 c:\icpchem\1\7500\norm.u

ISTD Ref File : C:\ICPCHEM\1\DATA\wg249797.b\003CALB.D\003CALB.D#

4 :Element Failures 0 :Max. Number of Failures Allowed
0 :ISTD Failures 0 :Max. Number of ISTD Failures Allowed

Sample QC Report

Data File: C:\ICPCHEM\1\DATA\wg249797.b\031SMPL.D\031SMPL.D#
Date Acquired: Aug 14 2008 09:41 pm
Acq. Method: 6020ACZ1.M
Operator:
Sample Name: L70791-11SDL
Misc Info:
Vial Number: 2205
Current Method: C:\ICPCHEM\1\METHODS\6020ACZ1.M
Calibration File: C:\ICPCHEM\1\CALIB\6020ACZ1.C
Last Cal. Update: Aug 14 2008 07:08 pm
Sample Type: Sample
Dilution Factor: 500.00
Autodil Factor: Undiluted
Final Dil Factor: 500.00

Data Results:
Analytes: Fail
ISTD: Pass

QC Elements

Element	IS Ref	Tune	Corr Conc	Raw Conc	Units	RSD(%)	High Limit	Flag
9 Be	6	3	82.550	0.165	ppb	2.18	200.00	
11 B	6	3	330.700	0.661	ppb	4.90	20.00	
27 Al	72	3	###########	4717.000	ppb	0.90	1000.00	OCAL
51 V	45	2	9,135.000	18.270	ppb	1.32	200.00	
52 Cr	45	2	1,313.500	2.627	ppb	1.45	200.00	
55 Mn	72	3	68,650.000	137.300	ppb	0.30	200.00	
59 Co	72	3	1,858.500	3.717	ppb	1.18	200.00	
60 Ni	45	2	1,907.500	3.815	ppb	0.98	500.00	
63 Cu	45	2	222,300.000	444.600	ppb	1.36	500.00	
66 Zn	72	3	16,025.000	32.050	ppb	0.49	1000.00	
75 As	45	2	369.050	0.738	ppb	0.65	500.00	
78 Se	45	1	62.150	0.124	ppb	13.86	500.00	
98 Mo	115	3	32,385.000	64.770	ppb	1.85	200.00	
107 Ag	115	3	788.000	1.576	ppb	4.83	50.00	
111 Cd	115	3	85.000	0.170	ppb	8.97	200.00	
118 Sn	115	3	825.500	1.651	ppb	5.32	200.00	
121 Sb	115	3	14.250	0.029	ppb	8.16	25.00	
137 Ba	115	3	29,380.000	58.760	ppb	1.33	500.00	
205 Tl	209	3	58.500	0.117	ppb	1.46	200.00	
208 Pb	209	3	2,263.500	4.527	ppb	1.08	500.00	
232 Th	209	3	1,676.500	3.353	ppb	0.80	200.00	
238 U	209	3	515.500	1.031	ppb	0.79	200.00	

ISTD Elements

Element	Tune	CPS Mean	RSD(%)	Ref Value	Rec(%)	QC Range(%)	Flag
6 Li	3	3289909	1.72	3343239	98.4	30 - 125	
45 Sc	1	1762666	1.27	1687732	104.4	30 - 125	
45 Sc	2	403170	0.52	376900	107.0	30 - 125	
45 Sc	3	5522907	0.44	5258082	105.0	30 - 125	
72 Ge	1	455022	1.91	441419	103.1	30 - 125	
72 Ge	2	185551	0.09	171878	108.0	30 - 125	
72 Ge	3	980930	0.51	945944	103.7	30 - 125	
74 Ge	1	646365	1.50	620206	104.2	30 - 125	
74 Ge	2	273328	0.37	252416	108.3	30 - 125	
74 Ge	3	1340990	0.59	1290574	103.9	30 - 125	
115 In	1	2184675	1.03	2085984	104.7	30 - 125	
115 In	2	889825	0.30	775594	114.7	30 - 125	
115 In	3	3087751	0.86	2862935	107.9	30 - 125	
159 Tb	3	4621061	0.68	4207562	109.8	30 - 125	
209 Bi	3	5956689	1.14	5283419	112.7	30 - 125	

Tune File# 1 c:\icpchem\1\7500\h2.u
Tune File# 2 c:\icpchem\1\7500\he.u
Tune File# 3 c:\icpchem\1\7500\norm.u

ISTD Ref File : C:\ICPCHEM\1\DATA\wg249797.b\003CALB.D\003CALB.D#

1 :Element Failures 0 :Max. Number of Failures Allowed
0 :ISTD Failures 0 :Max. Number of ISTD Failures Allowed

Sample QC Report

Data File: C:\ICPCHEM\1\DATA\wg249797.b\032SMPL.D\032SMPL.D#
Date Acquired: Aug 14 2008 09:48 pm
Acq. Method: 6020ACZ1.M
Operator:
Sample Name: L70791-12
Misc Info:
Vial Number: 2206
Current Method: C:\ICPCHEM\1\METHODS\6020ACZ1.M
Calibration File: C:\ICPCHEM\1\CALIB\6020ACZ1.C
Last Cal. Update: Aug 14 2008 07:08 pm
Sample Type: Sample
Dilution Factor: 500.00
Autodil Factor: Undiluted
Final Dil Factor: 500.00

Data Results:
Analytes: Fail
ISTD: Pass

QC Elements

Element	IS Ref	Tune	Corr Conc	Raw Conc	Units	RSD(%)	High Limit	Flag
9 Be	6	3	270.150	0.540	ppb	2.44	200.00	
11 B	6	3	912.000	1.824	ppb	6.71	20.00	
27 Al	72	3	###########	18430.000	ppb	2.53	1000.00	OCAL
51 V	45	2	53,800.000	107.600	ppb	1.29	200.00	
52 Cr	45	2	6,995.000	13.990	ppb	0.83	200.00	
55 Mn	72	3	257,850.000	515.700	ppb	1.22	200.00	OCAL
59 Co	72	3	7,585.000	15.170	ppb	1.01	200.00	
60 Ni	45	2	7,940.000	15.880	ppb	0.88	500.00	
63 Cu	45	2	371,850.000	743.700	ppb	1.72	500.00	OCAL
66 Zn	72	3	51,500.000	103.000	ppb	1.31	1000.00	
75 As	45	2	655.000	1.310	ppb	0.71	500.00	
78 Se	45	1	36.955	0.074	ppb	4.33	500.00	
98 Mo	115	3	24,860.000	49.720	ppb	0.72	200.00	
107 Ag	115	3	200.350	0.401	ppb	10.38	50.00	
111 Cd	115	3	132.500	0.265	ppb	2.16	200.00	
118 Sn	115	3	3,864.000	7.728	ppb	0.46	200.00	
121 Sb	115	3	82.750	0.166	ppb	2.17	25.00	
137 Ba	115	3	136,750.000	273.500	ppb	1.98	500.00	
205 Tl	209	3	274.800	0.550	ppb	2.70	200.00	
208 Pb	209	3	26,635.000	53.270	ppb	1.34	500.00	
232 Th	209	3	23,030.000	46.060	ppb	1.54	200.00	
238 U	209	3	2,699.500	5.399	ppb	1.48	200.00	

ISTD Elements

Element	Tune	CPS Mean	RSD(%)	Ref Value	Rec(%)	QC Range(%)	Flag
6 Li	3	3080212	1.14	3343239	92.1	30 - 125	
45 Sc	1	1626727	1.62	1687732	96.4	30 - 125	
45 Sc	2	376147	1.21	376900	99.8	30 - 125	
45 Sc	3	5175616	0.78	5258082	98.4	30 - 125	
72 Ge	1	408187	1.42	441419	92.5	30 - 125	
72 Ge	2	172744	0.68	171878	100.5	30 - 125	
72 Ge	3	910869	1.42	945944	96.3	30 - 125	
74 Ge	1	580867	1.23	620206	93.7	30 - 125	
74 Ge	2	251222	0.79	252416	99.5	30 - 125	
74 Ge	3	1239993	0.45	1290574	96.1	30 - 125	
115 In	1	2014813	1.44	2085984	96.6	30 - 125	
115 In	2	819620	1.18	775594	105.7	30 - 125	
115 In	3	2847978	1.15	2862935	99.5	30 - 125	
159 Tb	3	4362877	0.34	4207562	103.7	30 - 125	
209 Bi	3	5598717	1.13	5283419	106.0	30 - 125	

Tune File# 1 c:\icpchem\1\7500\h2.u
Tune File# 2 c:\icpchem\1\7500\he.u
Tune File# 3 c:\icpchem\1\7500\norm.u

ISTD Ref File : C:\ICPCHEM\1\DATA\wg249797.b\003CALB.D\003CALB.D#

3 :Element Failures 0 :Max. Number of Failures Allowed
0 :ISTD Failures 0 :Max. Number of ISTD Failures Allowed

Continuing Calibration Verification (CCV) QC Report

Data File: C:\ICPCHEM\1\DATA\wg249797.b\033_CCV.D\033_CCV.D#
Date Acquired: Aug 14 2008 09:54 pm
Operator:
Sample Name: CCV
Misc Info:
Vial Number: 1107
Current Method: C:\ICPCHEM\1\METHODS\6020ACZ1.M
Calibration File: C:\ICPCHEM\1\CALIB\6020ACZ1.C
Last Cal Update: Aug 14 2008 07:08 pm
Sample Type: CCV
Total Dil Factor: 1.00

Data Results:
Analytes: Fail
ISTD: Pass

QC Elements

Element	IS Ref	Tune	Conc. ppb	RSD(%)	Expected	Rec(%)	QC Range(%)	Flag
9 Be	6	3	49.600	2.92	50.00	99.2	89 - 110	
11 B	6	3	20.940	4.48	20.00	104.7	89 - 110	
27 Al	72	3	118.600	6.03	100.00	118.6	89 - 110	Fail
51 V	45	2	52.770	0.07	50.00	105.5	89 - 110	
52 Cr	45	2	53.640	0.32	50.00	107.3	89 - 110	
55 Mn	72	3	54.490	5.77	50.00	109.0	89 - 110	
59 Co	72	3	51.060	3.81	50.00	102.1	89 - 110	
60 Ni	45	2	53.050	0.33	50.00	106.1	89 - 110	
63 Cu	45	2	54.100	0.72	50.00	108.2	89 - 110	
66 Zn	72	3	53.880	4.21	50.00	107.8	89 - 110	
75 As	45	2	54.330	0.46	50.00	108.7	89 - 110	
78 Se	45	1	55.810	4.01	50.00	111.6	89 - 110	Fail
98 Mo	115	3	20.440	4.33	20.00	102.2	89 - 110	
107 Ag	115	3	212.000	4.02	20.00	1060.0	89 - 110	Fail
111 Cd	115	3	52.670	3.72	50.00	105.3	89 - 110	
118 Sn	115	3	51.620	3.61	50.00	103.2	89 - 110	
121 Sb	115	3	10.460	4.52	20.00	52.3	89 - 110	Fail
137 Ba	115	3	55.030	4.13	50.00	110.1	89 - 110	
205 Tl	209	3	56.250	3.36	50.00	112.5	89 - 110	Fail
208 Pb	209	3	52.410	2.76	50.00	104.8	89 - 110	
232 Th	209	3	56.280	3.04	50.00	112.6	89 - 110	Fail
238 U	209	3	55.850	3.57	50.00	111.7	89 - 110	Fail

ISTD Elements

Element	Tune	CPS Mean	RSD(%)	Ref Value	Rec(%)	QC Range(%)	Flag
6 Li	3	2970787	3.30	3343239	88.9	30 - 125	
45 Sc	1	1593097	5.02	1687732	94.4	30 - 125	
45 Sc	2	372086	0.22	376900	98.7	30 - 125	
45 Sc	3	4871574	3.88	5258082	92.6	30 - 125	
72 Ge	1	414866	3.64	441419	94.0	30 - 125	
72 Ge	2	173907	0.55	171878	101.2	30 - 125	
72 Ge	3	875478	3.75	945944	92.6	30 - 125	
74 Ge	1	587186	3.56	620206	94.7	30 - 125	
74 Ge	2	256498	0.39	252416	101.6	30 - 125	
74 Ge	3	1197218	2.99	1290574	92.8	30 - 125	
115 In	1	1994069	4.27	2085984	95.6	30 - 125	
115 In	2	824426	0.09	775594	106.3	30 - 125	
115 In	3	2737111	4.12	2862935	95.6	30 - 125	
159 Tb	3	4112844	4.63	4207562	97.7	30 - 125	
209 Bi	3	5364768	3.26	5283419	101.5	30 - 125	

Tune File# 1 c:\icpchem\1\7500\h2.u
Tune File# 2 c:\icpchem\1\7500\he.u
Tune File# 3 c:\icpchem\1\7500\norm.u

ISTD Ref File : C:\ICPCHEM\1\DATA\wg249797.b\003CALB.D\003CALB.D#

7 :Element Failures
0 :ISTD Failures
0 :Max. Number of Failures Allowed
0 :Max. Number of ISTD Failures Allowed

Continuing Calibration Blank (CCB) QC Report

Data File: C:\ICPCHEM\1\DATA\wg249797.b\034_CCB.D\034_CCB.D#
Date Acquired: Aug 14 2008 10:01 pm
Operator:
Sample Name: CCB
Misc Info:
Vial Number: 1102
Current Method: C:\ICPCHEM\1\METHODS\6020ACZ1.M
Calibration File: C:\ICPCHEM\1\CALIB\6020ACZ1.C
Last Cal Update: Aug 14 2008 07:08 pm
Sample Type: CCB
Total Dil Factor: 1.00

Data Results:
Analytes: Pass
ISTD: Pass

QC Elements

Element	IS Ref	Tune	Conc.	RSD(%)	High Limit	Flag
9 Be	6	3	0.024 ppb	15.92	0.300	
11 B	6	3	1.238 ppb	15.37	1.500	
27 Al	72	3	2.256 ppb	7.77	3.000	
51 V	45	2	-0.166 ppb	16.88	0.600	
52 Cr	45	2	0.029 ppb	96.82	0.300	
55 Mn	72	3	0.223 ppb	6.10	1.500	
59 Co	72	3	0.035 ppb	7.14	0.150	
60 Ni	45	2	0.031 ppb	75.61	1.800	
63 Cu	45	2	-0.002 ppb	1217.70	1.500	
66 Zn	72	3	0.128 ppb	6.18	6.000	
75 As	45	2	0.084 ppb	41.69	1.500	
78 Se	45	1	0.039 ppb	51.38	3.000	
98 Mo	115	3	0.103 ppb	8.54	1.500	
107 Ag	115	3	0.142 ppb	13.91	0.150	
111 Cd	115	3	0.038 ppb	22.54	0.300	
118 Sn	115	3	0.033 ppb	14.58	0.300	
121 Sb	115	3	0.103 ppb	9.34	1.200	
137 Ba	115	3	0.079 ppb	26.46	0.300	
205 Tl	209	3	0.068 ppb	7.73	0.300	
206 (Pb)	209	3	0.047 ppb	15.97	0.300	
232 Th	209	3	0.055 ppb	13.88	3.000	
238 U	209	3	0.034 ppb	20.75	0.300	

ISTD Elements

Element	Tune	CPS Mean	RSD(%)	Ref Value	Rec(%)	QC Range(%)	Flag
6 Li	3	3199553	3.63	3343239	95.7	30 - 125	
45 Sc	1	1629918	2.08	1687732	96.6	30 - 125	
45 Sc	2	385039	1.78	376900	102.2	30 - 125	
45 Sc	3	5188713	1.64	5258082	98.7	30 - 125	
72 Ge	1	421554	2.04	441419	95.5	30 - 125	
72 Ge	2	179020	1.69	171878	104.2	30 - 125	
72 Ge	3	938367	1.99	945944	99.2	30 - 125	
74 Ge	1	599883	2.15	620206	96.7	30 - 125	
74 Ge	2	263030	1.63	252416	104.2	30 - 125	
74 Ge	3	1284202	2.29	1290574	99.5	30 - 125	
115 In	1	2020774	2.74	2085984	96.9	30 - 125	
115 In	2	851762	1.79	775594	109.8	30 - 125	
115 In	3	2935023	2.89	2862935	102.5	30 - 125	
159 Tb	3	4412145	2.36	4207562	104.9	30 - 125	
209 Bi	3	5726656	1.48	5283419	108.4	30 - 125	

Tune File# 1 c:\icpchem\1\7500\h2.u
Tune File# 2 c:\icpchem\1\7500\he.u
Tune File# 3 c:\icpchem\1\7500\norm.u

ISTD Ref File : C:\ICPCHEM\1\DATA\wg249797.b\003CALB.D\003CALB.D#

0 :Element Failures
0 :ISTD Failures

0 :Max. Number of Failures Allowed
0 :Max. Number of ISTD Failures Allowed

Sample QC Report

Data File: C:\ICPCHEM\1\DATA\wg249797.b\035SMPL.D\035SMPL.D#
Date Acquired: Aug 14 2008 10:07 pm
Acq. Method: 6020ACZ1.M
Operator:
Sample Name: L70791-13
Misc Info:
Vial Number: 2207
Current Method: C:\ICPCHEM\1\METHODS\6020ACZ1.M
Calibration File: C:\ICPCHEM\1\CALIB\6020ACZ1.C
Last Cal. Update: Aug 14 2008 07:08 pm
Sample Type: Sample
Dilution Factor: 500.00
Autodil Factor: Undiluted
Final Dil Factor: 500.00

Data Results:
Analytes: Fail
ISTD: Pass

QC Elements

Element	IS Ref	Tune	Corr Conc	Raw Conc	Units	RSD(%)	High Limit	Flag
9 Be	6	3	369.150	0.738	ppb	3.88	200.00	
11 B	6	3	2,837.500	5.675	ppb	1.52	20.00	
27 Al	72	3	###########	25380.000	ppb	2.97	1000.00	OCAL
51 V	45	2	66,000.000	132.000	ppb	6.92	200.00	
52 Cr	45	2	8,585.000	17.170	ppb	6.57	200.00	
55 Mn	72	3	373,400.000	746.800	ppb	1.90	200.00	OCAL
59 Co	72	3	9,275.000	18.550	ppb	2.05	200.00	
60 Ni	45	2	10,760.000	21.520	ppb	6.93	500.00	
63 Cu	45	2	356,900.000	713.800	ppb	7.53	500.00	OCAL
66 Zn	72	3	52,200.000	104.400	ppb	2.31	1000.00	
75 As	45	2	2,080.000	4.160	ppb	9.36	500.00	
78 Se	45	1	210.000	0.420	ppb	3.59	500.00	
98 Mo	115	3	94,750.000	189.500	ppb	0.43	200.00	
107 Ag	115	3	1,850.500	3.701	ppb	4.44	50.00	
111 Cd	115	3	135.800	0.272	ppb	14.62	200.00	
118 Sn	115	3	3,907.000	7.814	ppb	0.32	200.00	
121 Sb	115	3	162.450	0.325	ppb	4.36	25.00	
137 Ba	115	3	198,400.000	396.800	ppb	0.30	500.00	
205 Tl	209	3	331.100	0.662	ppb	2.21	200.00	
208 Pb	209	3	5,315.000	10.630	ppb	0.74	500.00	
232 Th	209	3	20,960.000	41.920	ppb	0.11	200.00	
238 U	209	3	3,514.500	7.029	ppb	0.82	200.00	

ISTD Elements

Element	Tune	CPS Mean	RSD(%)	Ref Value	Rec(%)	QC Range(%)	Flag
6 Li	3	3063139	1.32	3343239	91.6	30 - 125	
45 Sc	1	1636791	2.16	1687732	97.0	30 - 125	
45 Sc	2	371483	5.88	376900	98.6	30 - 125	
45 Sc	3	5188423	0.80	5258082	98.7	30 - 125	
72 Ge	1	410018	2.10	441419	92.9	30 - 125	
72 Ge	2	171137	4.03	171878	99.6	30 - 125	
72 Ge	3	909499	1.83	945944	96.1	30 - 125	
74 Ge	1	582939	1.73	620206	94.0	30 - 125	
74 Ge	2	249251	4.52	252416	98.7	30 - 125	
74 Ge	3	1229561	1.10	1290574	95.3	30 - 125	
115 In	1	1984711	1.10	2085984	95.1	30 - 125	
115 In	2	793801	4.66	775594	102.3	30 - 125	
115 In	3	2808449	0.16	2862935	98.1	30 - 125	
159 Tb	3	4319126	0.78	4207562	102.7	30 - 125	
209 Bi	3	5499709	0.28	5283419	104.1	30 - 125	

Tune File# 1 c:\icpchem\1\7500\h2.u
Tune File# 2 c:\icpchem\1\7500\he.u
Tune File# 3 c:\icpchem\1\7500\norm.u

ISTD Ref File : C:\ICPCHEM\1\DATA\wg249797.b\003CALB.D\003CALB.D#

3 :Element Failures 0 :Max. Number of Failures Allowed
0 :ISTD Failures 0 :Max. Number of ISTD Failures Allowed

Sample QC Report

Data File: C:\ICPCHEM\1\DATA\wg249797.b\036SMPL.D\036SMPL.D#
Date Acquired: Aug 14 2008 10:14 pm
Acq. Method: 6020ACZ1.M
Operator:
Sample Name: L70791-14
Misc Info:
Vial Number: 2208
Current Method: C:\ICPCHEM\1\METHODS\6020ACZ1.M
Calibration File: C:\ICPCHEM\1\CALIB\6020ACZ1.C
Last Cal. Update: Aug 14 2008 07:08 pm
Sample Type: Sample
Dilution Factor: 500.00
Autodil Factor: Undiluted
Final Dil Factor: 500.00

Data Results:
Analytes: Fail
ISTD: Pass

QC Elements

Element	IS Ref	Tune	Corr Conc	Raw Conc	Units	RSD(%)	High Limit	Flag
9 Be	6	3	266.150	0.532	ppb	2.19	200.00	
11 B	6	3	1,606.000	3.212	ppb	1.63	20.00	
27 Al	72	3	###########	21010.000	ppb	1.23	1000.00	OCAL
51 V	45	2	76,600.000	153.200	ppb	0.23	200.00	
52 Cr	45	2	8,965.000	17.930	ppb	0.42	200.00	
55 Mn	72	3	390,350.000	780.700	ppb	1.82	200.00	OCAL
59 Co	72	3	9,125.000	18.250	ppb	0.66	200.00	
60 Ni	45	2	9,835.000	19.670	ppb	0.06	500.00	
63 Cu	45	2	126,800.000	253.600	ppb	0.34	500.00	
66 Zn	72	3	43,550.000	87.100	ppb	1.13	1000.00	
75 As	45	2	1,089.000	2.178	ppb	3.21	500.00	
78 Se	45	1	59.350	0.119	ppb	3.92	500.00	
98 Mo	115	3	6,440.000	12.880	ppb	1.60	200.00	
107 Ag	115	3	127.000	0.254	ppb	6.12	50.00	
111 Cd	115	3	64.850	0.130	ppb	12.69	200.00	
118 Sn	115	3	3,723.500	7.447	ppb	2.05	200.00	
121 Sb	115	3	96.750	0.194	ppb	4.21	25.00	
137 Ba	115	3	199,100.000	398.200	ppb	0.59	500.00	
205 Tl	209	3	310.050	0.620	ppb	1.16	200.00	
208 Pb	209	3	2,592.000	5.184	ppb	0.89	500.00	
232 Th	209	3	57,700.000	115.400	ppb	0.85	200.00	
238 U	209	3	8,295.000	16.590	ppb	0.56	200.00	

ISTD Elements

Element	Tune	CPS Mean	RSD(%)	Ref Value	Rec(%)	QC Range(%)	Flag
6 Li	3	3002957	0.70	3343239	89.8	30 - 125	
45 Sc	1	1558538	2.46	1687732	92.3	30 - 125	
45 Sc	2	375223	0.21	376900	99.6	30 - 125	
45 Sc	3	5105576	0.74	5258082	97.1	30 - 125	
72 Ge	1	395936	0.89	441419	89.7	30 - 125	
72 Ge	2	171656	0.27	171878	99.9	30 - 125	
72 Ge	3	885108	1.29	945944	93.6	30 - 125	
74 Ge	1	561585	0.88	620206	90.5	30 - 125	
74 Ge	2	250630	0.28	252416	99.3	30 - 125	
74 Ge	3	1209834	1.00	1290574	93.7	30 - 125	
115 In	1	1919849	1.62	2085984	92.0	30 - 125	
115 In	2	816311	0.43	775594	105.2	30 - 125	
115 In	3	2767511	0.42	2862935	96.7	30 - 125	
159 Tb	3	4274581	1.59	4207562	101.6	30 - 125	
209 Bi	3	5426709	0.93	5283419	102.7	30 - 125	

Tune File# 1 c:\icpchem\1\7500\h2.u
Tune File# 2 c:\icpchem\1\7500\he.u
Tune File# 3 c:\icpchem\1\7500\norm.u

ISTD Ref File : C:\ICPCHEM\1\DATA\wg249797.b\003CALB.D\003CALB.D#

2 :Element Failures 0 :Max. Number of Failures Allowed
0 :ISTD Failures 0 :Max. Number of ISTD Failures Allowed

Sample QC Report

Data File: C:\ICPCHEM\1\DATA\wg249797.b\037SMPL.D\037SMPL.D#
Date Acquired: Aug 14 2008 10:20 pm
Acq. Method: 6020ACZ1.M
Operator:
Sample Name: L70791-15
Misc Info:
Vial Number: 2209
Current Method: C:\ICPCHEM\1\METHODS\6020ACZ1.M
Calibration File: C:\ICPCHEM\1\CALIB\6020ACZ1.C
Last Cal. Update: Aug 14 2008 07:08 pm
Sample Type: Sample
Dilution Factor: 500.00
Autodil Factor: Undiluted
Final Dil Factor: 500.00

Data Results:
Analytes: Fail
ISTD: Pass

QC Elements

Element	IS Ref	Tune	Corr Conc	Raw Conc	Units	RSD(%)	High Limit	Flag
9 Be	6	3	473.700	0.947	ppb	2.79	200.00	
11 B	6	3	3,296.000	6.592	ppb	3.33	20.00	
27 Al	72	3	###########	29470.000	ppb	0.91	1000.00	OCAL
51 V	45	2	60,600.000	121.200	ppb	0.52	200.00	
52 Cr	45	2	7,895.000	15.790	ppb	0.31	200.00	
55 Mn	72	3	438,200.000	876.400	ppb	0.75	200.00	OCAL
59 Co	72	3	10,670.000	21.340	ppb	0.64	200.00	
60 Ni	45	2	10,265.000	20.530	ppb	0.55	500.00	
63 Cu	45	2	368,200.000	736.400	ppb	0.32	500.00	OCAL
66 Zn	72	3	61,300.000	122.600	ppb	0.73	1000.00	
75 As	45	2	2,242.000	4.484	ppb	0.85	500.00	
78 Se	45	1	386.700	0.773	ppb	7.78	500.00	
98 Mo	115	3	114,350.000	228.700	ppb	0.76	200.00	OCAL
107 Ag	115	3	2,901.500	5.803	ppb	1.28	50.00	
111 Cd	115	3	144.000	0.288	ppb	8.96	200.00	
118 Sn	115	3	4,266.500	8.533	ppb	0.68	200.00	
121 Sb	115	3	138.000	0.276	ppb	2.01	25.00	
137 Ba	115	3	187,950.000	375.900	ppb	1.14	500.00	
205 Tl	209	3	329.850	0.660	ppb	1.56	200.00	
208 Pb	209	3	7,625.000	15.250	ppb	0.65	500.00	
232 Th	209	3	34,840.000	69.680	ppb	1.24	200.00	
238 U	209	3	5,100.000	10.200	ppb	0.95	200.00	

ISTD Elements

Element	Tune	CPS Mean	RSD(%)	Ref Value	Rec(%)	QC Range(%)	Flag
6 Li	3	2783937	2.04	3343239	83.3	30 - 125	
45 Sc	1	1560599	1.32	1687732	92.5	30 - 125	
45 Sc	2	351202	0.28	376900	93.2	30 - 125	
45 Sc	3	4765001	0.38	5258082	90.6	30 - 125	
72 Ge	1	384425	1.52	441419	87.1	30 - 125	
72 Ge	2	158222	0.55	171878	92.1	30 - 125	
72 Ge	3	821627	0.86	945944	86.9	30 - 125	
74 Ge	1	544716	1.49	620206	87.8	30 - 125	
74 Ge	2	230504	0.84	252416	91.3	30 - 125	
74 Ge	3	1102021	0.65	1290574	85.4	30 - 125	
115 In	1	1897233	1.56	2085984	91.0	30 - 125	
115 In	2	751525	0.30	775594	96.9	30 - 125	
115 In	3	2552901	0.62	2862935	89.2	30 - 125	
159 Tb	3	3932861	1.02	4207562	93.5	30 - 125	
209 Bi	3	5043478	0.72	5283419	95.5	30 - 125	

Tune File# 1 c:\icpchem\1\7500\h2.u
Tune File# 2 c:\icpchem\1\7500\he.u
Tune File# 3 c:\icpchem\1\7500\norm.u

ISTD Ref File : C:\ICPCHEM\1\DATA\wg249797.b\003CALB.D\003CALB.D#

4 :Element Failures 0 :Max. Number of Failures Allowed
0 :ISTD Failures 0 :Max. Number of ISTD Failures Allowed

Sample QC Report

Data File: C:\ICPCHEM\1\DATA\wg249797.b\038SMPL.D\038SMPL.D#
Date Acquired: Aug 14 2008 10:26 pm
Acq. Method: 6020ACZ1.M
Operator:
Sample Name: L70791-16
Misc Info:
Vial Number: 2210
Current Method: C:\ICPCHEM\1\METHODS\6020ACZ1.M
Calibration File: C:\ICPCHEM\1\CALIB\6020ACZ1.C
Last Cal. Update: Aug 14 2008 07:08 pm
Sample Type: Sample
Dilution Factor: 500.00
Autodil Factor: Undiluted
Final Dil Factor: 500.00

Data Results:
Analytes: Fail
ISTD: Pass

QC Elements

Element	IS Ref	Tune	Corr Conc	Raw Conc	Units	RSD(%)	High Limit	Flag
9 Be	6	3	245.750	0.492	ppb	2.71	200.00	
11 B	6	3	1,075.500	2.151	ppb	4.53	20.00	
27 Al	72	3	###########	18040.000	ppb	1.40	1000.00	OCAL
51 V	45	2	46,410.000	92.820	ppb	0.47	200.00	
52 Cr	45	2	5,660.000	11.320	ppb	0.18	200.00	
55 Mn	72	3	361,500.000	723.000	ppb	1.73	200.00	OCAL
59 Co	72	3	8,545.000	17.090	ppb	1.43	200.00	
60 Ni	45	2	8,820.000	17.640	ppb	1.20	500.00	
63 Cu	45	2	30,250.000	60.500	ppb	0.55	500.00	
66 Zn	72	3	42,505.000	85.010	ppb	1.36	1000.00	
75 As	45	2	840.000	1.680	ppb	2.59	500.00	
78 Se	45	1	73.300	0.147	ppb	12.41	500.00	
98 Mo	115	3	2,938.000	5.876	ppb	1.63	200.00	
107 Ag	115	3	420.650	0.841	ppb	0.53	50.00	
111 Cd	115	3	59.800	0.120	ppb	20.53	200.00	
118 Sn	115	3	4,283.000	8.566	ppb	1.02	200.00	
121 Sb	115	3	84.300	0.169	ppb	4.26	25.00	
137 Ba	115	3	192,500.000	385.000	ppb	2.08	500.00	
205 Tl	209	3	356.500	0.713	ppb	2.28	200.00	
208 Pb	209	3	1,886.500	3.773	ppb	1.82	500.00	
232 Th	209	3	19,170.000	38.340	ppb	1.88	200.00	
238 U	209	3	3,782.000	7.564	ppb	0.93	200.00	

ISTD Elements

Element	Tune	CPS Mean	RSD(%)	Ref Value	Rec(%)	QC Range(%)	Flag
6 Li	3	2956091	0.89	3343239	88.4	30 - 125	
45 Sc	1	1567993	13.11	1687732	92.9	30 - 125	
45 Sc	2	367616	0.22	376900	97.5	30 - 125	
45 Sc	3	5078983	2.42	5258082	96.6	30 - 125	
72 Ge	1	391975	8.31	441419	88.8	30 - 125	
72 Ge	2	166961	0.29	171878	97.1	30 - 125	
72 Ge	3	878649	0.94	945944	92.9	30 - 125	
74 Ge	1	555543	8.59	620206	89.6	30 - 125	
74 Ge	2	244008	0.24	252416	96.7	30 - 125	
74 Ge	3	1196303	3.00	1290574	92.7	30 - 125	
115 In	1	1902971	12.44	2085984	91.2	30 - 125	
115 In	2	792661	0.29	775594	102.2	30 - 125	
115 In	3	2735833	1.92	2862935	95.6	30 - 125	
159 Tb	3	4207477	1.94	4207562	100.0	30 - 125	
209 Bi	3	5460578	1.97	5283419	103.4	30 - 125	

Tune File# 1 c:\icpchem\1\7500\h2.u
Tune File# 2 c:\icpchem\1\7500\he.u
Tune File# 3 c:\icpchem\1\7500\norm.u

ISTD Ref File : C:\ICPCHEM\1\DATA\wg249797.b\003CALB.D\003CALB.D#

2 :Element Failures 0 :Max. Number of Failures Allowed
0 :ISTD Failures 0 :Max. Number of ISTD Failures Allowed

Sample QC Report

Data File: C:\ICPCHEM\1\DATA\wg249797.b\039SMPL.D\039SMPL.D#
Date Acquired: Aug 14 2008 10:33 pm
Acq. Method: 6020ACZ1.M
Operator:
Sample Name: L70791-17
Misc Info:
Vial Number: 2211
Current Method: C:\ICPCHEM\1\METHODS\6020ACZ1.M
Calibration File: C:\ICPCHEM\1\CALIB\6020ACZ1.C
Last Cal. Update: Aug 14 2008 07:08 pm
Sample Type: Sample
Dilution Factor: 500.00
Autodil Factor: Undiluted
Final Dil Factor: 500.00

Data Results:
Analytes: Fail
ISTD: Pass

QC Elements

Element	IS Ref	Tune	Corr Conc	Raw Conc	Units	RSD(%)	High Limit	Flag
9 Be	6	3	402.900	0.806	ppb	0.92	200.00	
11 B	6	3	1,744.500	3.489	ppb	1.72	20.00	
27 Al	72	3	###########	20820.000	ppb	2.22	1000.00	OCAL
51 V	45	2	45,105.000	90.210	ppb	0.90	200.00	
52 Cr	45	2	6,300.000	12.600	ppb	0.58	200.00	
55 Mn	72	3	280,850.000	561.700	ppb	2.20	200.00	OCAL
59 Co	72	3	9,050.000	18.100	ppb	1.59	200.00	
60 Ni	45	2	7,885.000	15.770	ppb	1.03	500.00	
63 Cu	45	2	###########	3159.000	ppb	1.14	500.00	OCAL
66 Zn	72	3	67,250.000	134.500	ppb	2.16	1000.00	
75 As	45	2	3,164.000	6.328	ppb	0.60	500.00	
78 Se	45	1	697.500	1.395	ppb	2.74	500.00	
98 Mo	115	3	135,450.000	270.900	ppb	0.97	200.00	OCAL
107 Ag	115	3	3,006.500	6.013	ppb	2.42	50.00	
111 Cd	115	3	216.100	0.432	ppb	5.55	200.00	
118 Sn	115	3	4,215.000	8.430	ppb	0.39	200.00	
121 Sb	115	3	196.300	0.393	ppb	1.30	25.00	
137 Ba	115	3	127,300.000	254.600	ppb	0.93	500.00	
205 Tl	209	3	336.500	0.673	ppb	1.19	200.00	
208 Pb	209	3	8,860.000	17.720	ppb	0.05	500.00	
232 Th	209	3	19,560.000	39.120	ppb	1.36	200.00	
238 U	209	3	4,705.500	9.411	ppb	0.60	200.00	

ISTD Elements

Element	Tune	CPS Mean	RSD(%)	Ref Value	Rec(%)	QC Range(%)	Flag
6 Li	3	2860778	0.46	3343239	85.6	30 - 125	
45 Sc	1	1557984	0.62	1687732	92.3	30 - 125	
45 Sc	2	352748	0.42	376900	93.6	30 - 125	
45 Sc	3	4890031	0.94	5258082	93.0	30 - 125	
72 Ge	1	387768	2.06	441419	87.8	30 - 125	
72 Ge	2	159381	0.60	171878	92.7	30 - 125	
72 Ge	3	849239	2.00	945944	89.8	30 - 125	
74 Ge	1	550896	2.15	620206	88.8	30 - 125	
74 Ge	2	233312	0.94	252416	92.4	30 - 125	
74 Ge	3	1156575	1.04	1290574	89.6	30 - 125	
115 In	1	1912370	1.57	2085984	91.7	30 - 125	
115 In	2	754684	2.61	775594	97.3	30 - 125	
115 In	3	2635068	0.73	2862935	92.0	30 - 125	
159 Tb	3	4099719	0.41	4207562	97.4	30 - 125	
209 Bi	3	5365958	0.11	5283419	101.6	30 - 125	

Tune File# 1 c:\icpchem\1\7500\h2.u
Tune File# 2 c:\icpchem\1\7500\he.u
Tune File# 3 c:\icpchem\1\7500\norm.u

ISTD Ref File : C:\ICPCHEM\1\DATA\wg249797.b\003CALB.D\003CALB.D#

4 :Element Failures 0 :Max. Number of Failures Allowed
0 :ISTD Failures 0 :Max. Number of ISTD Failures Allowed

Sample QC Report

Data File: C:\ICPCHEM\1\DATA\wg249797.b\040SMPL.D\040SMPL.D#
Date Acquired: Aug 14 2008 10:39 pm
Acq. Method: 6020ACZ1.M
Operator:
Sample Name: L70791-18
Misc Info:
Vial Number: 2212
Current Method: C:\ICPCHEM\1\METHODS\6020ACZ1.M
Calibration File: C:\ICPCHEM\1\CALIB\6020ACZ1.C
Last Cal. Update: Aug 14 2008 07:08 pm
Sample Type: Sample
Dilution Factor: 500.00
Autodil Factor: Undiluted
Final Dil Factor: 500.00

Data Results:
Analytes: Fail
ISTD: Pass

QC Elements

Element	IS Ref	Tune	Corr Conc	Raw Conc	Units	RSD(%)	High Limit	Flag
9 Be	6	3	256.650	0.513	ppb	3.07	200.00	
11 B	6	3	1,069.000	2.138	ppb	3.14	20.00	
27 Al	72	3	###########	17540.000	ppb	0.37	1000.00	OCAL
51 V	45	2	38,180.000	76.360	ppb	0.12	200.00	
52 Cr	45	2	5,075.000	10.150	ppb	0.48	200.00	
55 Mn	72	3	282,800.000	565.600	ppb	0.61	200.00	OCAL
59 Co	72	3	7,620.000	15.240	ppb	0.96	200.00	
60 Ni	45	2	7,400.000	14.800	ppb	0.64	500.00	
63 Cu	45	2	642,000.000	1284.000	ppb	0.53	500.00	OCAL
66 Zn	72	3	47,200.000	94.400	ppb	0.28	1000.00	
75 As	45	2	2,162.500	4.325	ppb	1.01	500.00	
78 Se	45	1	217.800	0.436	ppb	10.07	500.00	
98 Mo	115	3	24,365.000	48.730	ppb	0.59	200.00	
107 Ag	115	3	797.500	1.595	ppb	6.62	50.00	
111 Cd	115	3	159.600	0.319	ppb	1.89	200.00	
118 Sn	115	3	3,973.500	7.947	ppb	0.78	200.00	
121 Sb	115	3	110.750	0.222	ppb	1.40	25.00	
137 Ba	115	3	138,750.000	277.500	ppb	0.86	500.00	
205 Tl	209	3	287.000	0.574	ppb	2.73	200.00	
208 Pb	209	3	2,197.000	4.394	ppb	0.49	500.00	
232 Th	209	3	9,275.000	18.550	ppb	0.52	200.00	
238 U	209	3	2,351.000	4.702	ppb	1.29	200.00	

ISTD Elements

Element	Tune	CPS Mean	RSD(%)	Ref Value	Rec(%)	QC Range(%)	Flag
6 Li	3	2756173	0.29	3343239	82.4	30 - 125	
45 Sc	1	1510885	9.87	1687732	89.5	30 - 125	
45 Sc	2	348464	0.45	376900	92.5	30 - 125	
45 Sc	3	4651689	0.60	5258082	88.5	30 - 125	
72 Ge	1	380942	8.98	441419	86.3	30 - 125	
72 Ge	2	159686	0.50	171878	92.9	30 - 125	
72 Ge	3	817860	1.07	945944	86.5	30 - 125	
74 Ge	1	539472	9.23	620206	87.0	30 - 125	
74 Ge	2	233219	0.60	252416	92.4	30 - 125	
74 Ge	3	1099244	0.93	1290574	85.2	30 - 125	
115 In	1	1869184	10.14	2085984	89.6	30 - 125	
115 In	2	762525	0.64	775594	98.3	30 - 125	
115 In	3	2561666	0.51	2862935	89.5	30 - 125	
159 Tb	3	3939974	1.68	4207562	93.6	30 - 125	
209 Bi	3	5110468	1.03	5283419	96.7	30 - 125	

Tune File# 1 c:\icpchem\1\7500\h2.u
Tune File# 2 c:\icpchem\1\7500\he.u
Tune File# 3 c:\icpchem\1\7500\norm.u

ISTD Ref File : C:\ICPCHEM\1\DATA\wg249797.b\003CALB.D\003CALB.D#

3 :Element Failures 0 :Max. Number of Failures Allowed
0 :ISTD Failures 0 :Max. Number of ISTD Failures Allowed

Sample QC Report

Data File: C:\ICPCHEM\1\DATA\wg249797.b\041SMPL.D\041SMPL.D#
Date Acquired: Aug 14 2008 10:46 pm
Acq. Method: 6020ACZ1.M
Operator:
Sample Name: L70791-19
Misc Info:
Vial Number: 2301
Current Method: C:\ICPCHEM\1\METHODS\6020ACZ1.M
Calibration File: C:\ICPCHEM\1\CALIB\6020ACZ1.C
Last Cal. Update: Aug 14 2008 07:08 pm
Sample Type: Sample
Dilution Factor: 500.00
Autodil Factor: Undiluted
Final Dil Factor: 500.00

Data Results:
Analytes: Fail
ISTD: Pass

QC Elements

Element	IS Ref	Tune	Corr Conc	Raw Conc	Units	RSD(%)	High Limit	Flag
9 Be	6	3	387.850	0.776	ppb	1.88	200.00	
11 B	6	3	2,180.000	4.360	ppb	3.21	20.00	
27 Al	72	3	###########	23510.000	ppb	0.91	1000.00	OCAL
51 V	45	2	74,600.000	149.200	ppb	2.37	200.00	
52 Cr	45	2	11,765.000	23.530	ppb	2.27	200.00	
55 Mn	72	3	362,750.000	725.500	ppb	0.86	200.00	OCAL
59 Co	72	3	9,425.000	18.850	ppb	0.29	200.00	
60 Ni	45	2	10,045.000	20.090	ppb	2.46	500.00	
63 Cu	45	2	###########	4637.000	ppb	3.61	500.00	OCAL
66 Zn	72	3	153,500.000	307.000	ppb	0.49	1000.00	
75 As	45	2	2,910.000	5.820	ppb	2.79	500.00	
78 Se	45	1	559.000	1.118	ppb	0.96	500.00	
98 Mo	115	3	107,300.000	214.600	ppb	0.64	200.00	OCAL
107 Ag	115	3	4,981.500	9.963	ppb	1.63	50.00	
111 Cd	115	3	742.000	1.484	ppb	2.87	200.00	
118 Sn	115	3	4,638.500	9.277	ppb	1.19	200.00	
121 Sb	115	3	184.500	0.369	ppb	0.73	25.00	
137 Ba	115	3	173,350.000	346.700	ppb	1.13	500.00	
205 Tl	209	3	314.700	0.629	ppb	0.68	200.00	
208 Pb	209	3	46,690.000	93.380	ppb	0.46	500.00	
232 Th	209	3	40,310.000	80.620	ppb	0.60	200.00	
238 U	209	3	8,640.000	17.280	ppb	0.49	200.00	

ISTD Elements

Element	Tune	CPS Mean	RSD(%)	Ref Value	Rec(%)	QC Range(%)	Flag
6 Li	3	2834078	1.51	3343239	84.8	30 - 125	
45 Sc	1	1531665	0.97	1687732	90.8	30 - 125	
45 Sc	2	360209	2.80	376900	95.6	30 - 125	
45 Sc	3	4905005	1.99	5258082	93.3	30 - 125	
72 Ge	1	381803	1.21	441419	86.5	30 - 125	
72 Ge	2	163969	1.21	171878	95.4	30 - 125	
72 Ge	3	855796	1.43	945944	90.5	30 - 125	
74 Ge	1	541663	1.28	620206	87.3	30 - 125	
74 Ge	2	239436	1.05	252416	94.9	30 - 125	
74 Ge	3	1161887	2.24	1290574	90.0	30 - 125	
115 In	1	1912364	1.12	2085984	91.7	30 - 125	
115 In	2	777326	1.21	775594	100.2	30 - 125	
115 In	3	2699134	1.59	2862935	94.3	30 - 125	
159 Tb	3	4096615	1.55	4207562	97.4	30 - 125	
209 Bi	3	5370531	1.53	5283419	101.6	30 - 125	

Tune File# 1 c:\icpchem\1\7500\h2.u
Tune File# 2 c:\icpchem\1\7500\he.u
Tune File# 3 c:\icpchem\1\7500\norm.u

ISTD Ref File : C:\ICPCHEM\1\DATA\wg249797.b\003CALB.D\003CALB.D#

4 :Element Failures 0 :Max. Number of Failures Allowed
0 :ISTD Failures 0 :Max. Number of ISTD Failures Allowed

Sample QC Report

Data File: C:\ICPCHEM\1\DATA\wg249797.b\042SMPL.D\042SMPL.D#
Date Acquired: Aug 14 2008 10:52 pm
Acq. Method: 6020ACZ1.M
Operator:
Sample Name: L70791-20
Misc Info:
Vial Number: 2302
Current Method: C:\ICPCHEM\1\METHODS\6020ACZ1.M
Calibration File: C:\ICPCHEM\1\CALIB\6020ACZ1.C
Last Cal. Update: Aug 14 2008 07:08 pm
Sample Type: Sample
Dilution Factor: 500.00
Autodil Factor: Undiluted
Final Dil Factor: 500.00

Data Results:
Analytes: Fail
ISTD: Pass

QC Elements

Element	IS Ref	Tune	Corr Conc	Raw Conc	Units	RSD(%)	High Limit	Flag
9 Be	6	3	297.850	0.596	ppb	4.37	200.00	
11 B	6	3	1,606.000	3.212	ppb	5.11	20.00	
27 Al	72	3	###########	15990.000	ppb	1.60	1000.00	OCAL
51 V	45	2	50,050.000	100.100	ppb	7.77	200.00	
52 Cr	45	2	9,270.000	18.540	ppb	7.17	200.00	
55 Mn	72	3	193,650.000	387.300	ppb	0.81	200.00	OCAL
59 Co	72	3	6,925.000	13.850	ppb	0.79	200.00	
60 Ni	45	2	8,900.000	17.800	ppb	7.59	500.00	
63 Cu	45	2	###########	8995.000	ppb	7.40	500.00	OCAL
66 Zn	72	3	199,550.000	399.100	ppb	0.62	1000.00	
75 As	45	2	2,842.500	5.685	ppb	6.36	500.00	
78 Se	45	1	640.000	1.280	ppb	0.19	500.00	
98 Mo	115	3	149,350.000	298.700	ppb	0.85	200.00	OCAL
107 Ag	115	3	3,372.500	6.745	ppb	1.19	50.00	
111 Cd	115	3	714.500	1.429	ppb	2.44	200.00	
118 Sn	115	3	5,925.000	11.850	ppb	0.29	200.00	
121 Sb	115	3	211.400	0.423	ppb	2.43	25.00	
137 Ba	115	3	91,750.000	183.500	ppb	0.73	500.00	
205 Tl	209	3	261.650	0.523	ppb	1.03	200.00	
208 Pb	209	3	255,550.000	511.100	ppb	0.51	500.00	OCAL
232 Th	209	3	26,455.000	52.910	ppb	0.26	200.00	
238 U	209	3	8,655.000	17.310	ppb	0.81	200.00	

ISTD Elements

Element	Tune	CPS Mean	RSD(%)	Ref Value	Rec(%)	QC Range(%)	Flag
6 Li	3	2893624	1.37	3343239	86.6	30 - 125	
45 Sc	1	1544647	2.35	1687732	91.5	30 - 125	
45 Sc	2	345679	7.13	376900	91.7	30 - 125	
45 Sc	3	4941598	0.66	5258082	94.0	30 - 125	
72 Ge	1	392234	2.70	441419	88.9	30 - 125	
72 Ge	2	160101	4.63	171878	93.1	30 - 125	
72 Ge	3	864545	1.71	945944	91.4	30 - 125	
74 Ge	1	556044	2.49	620206	89.7	30 - 125	
74 Ge	2	234321	4.70	252416	92.8	30 - 125	
74 Ge	3	1173695	0.95	1290574	90.9	30 - 125	
115 In	1	2006419	2.53	2085984	96.2	30 - 125	
115 In	2	788846	6.66	775594	101.7	30 - 125	
115 In	3	2783283	0.23	2862935	97.2	30 - 125	
159 Tb	3	4163599	1.45	4207562	99.0	30 - 125	
209 Bi	3	5516197	1.08	5283419	104.4	30 - 125	

Tune File# 1 c:\icpchem\1\7500\h2.u
Tune File# 2 c:\icpchem\1\7500\he.u
Tune File# 3 c:\icpchem\1\7500\norm.u

ISTD Ref File : C:\ICPCHEM\1\DATA\wg249797.b\003CALB.D\003CALB.D#

5 :Element Failures 0 :Max. Number of Failures Allowed
0 :ISTD Failures 0 :Max. Number of ISTD Failures Allowed

Continuing Calibration Verification (CCV) QC Report

Data File: C:\ICPCHEM\1\DATA\wg249797.b\043_CCV.D\043_CCV.D#
Date Acquired: Aug 14 2008 10:59 pm
Operator:
Sample Name: CCV
Misc Info:
Vial Number: 1107
Current Method: C:\ICPCHEM\1\METHODS\6020ACZ1.M
Calibration File: C:\ICPCHEM\1\CALIB\6020ACZ1.C
Last Cal Update: Aug 14 2008 07:08 pm
Sample Type: CCV
Total Dil Factor: 1.00

Data Results:
Analytes: Fail
ISTD: Pass

QC Elements

Element	IS Ref	Tune	Conc. ppb	RSD(%)	Expected	Rec(%)	QC Range(%)	Flag
9 Be	6	3	51.070	0.32	50.00	102.1	89 - 110	
11 B	6	3	21.870	0.86	20.00	109.4	89 - 110	
27 Al	72	3	111.400	2.10	100.00	111.4	89 - 110	Fail
51 V	45	2	53.570	6.49	50.00	107.1	89 - 110	
52 Cr	45	2	54.530	6.78	50.00	109.1	89 - 110	
55 Mn	72	3	56.020	3.19	50.00	112.0	89 - 110	Fail
59 Co	72	3	53.420	2.35	50.00	106.8	89 - 110	
60 Ni	45	2	53.780	7.40	50.00	107.6	89 - 110	
63 Cu	45	2	60.080	15.03	50.00	120.2	89 - 110	Fail
66 Zn	72	3	54.790	1.92	50.00	109.6	89 - 110	
75 As	45	2	55.230	6.59	50.00	110.5	89 - 110	Fail
78 Se	45	1	56.440	1.79	50.00	112.9	89 - 110	Fail
98 Mo	115	3	21.060	2.80	20.00	105.3	89 - 110	
107 Ag	115	3	215.000	1.89	20.00	1075.0	89 - 110	Fail
111 Cd	115	3	53.630	2.29	50.00	107.3	89 - 110	
118 Sn	115	3	52.600	2.76	50.00	105.2	89 - 110	
121 Sb	115	3	10.550	2.23	20.00	52.8	89 - 110	Fail
137 Ba	115	3	55.640	2.39	50.00	111.3	89 - 110	Fail
205 Tl	209	3	57.640	1.42	50.00	115.3	89 - 110	Fail
208 Pb	209	3	53.090	0.21	50.00	106.2	89 - 110	
232 Th	209	3	57.690	1.19	50.00	115.4	89 - 110	Fail
238 U	209	3	57.720	0.81	50.00	115.4	89 - 110	Fail

ISTD Elements

Element	Tune	CPS Mean	RSD(%)	Ref Value	Rec(%)	QC Range(%)	Flag
6 Li	3	3084368	0.32	3343239	92.3	30 - 125	
45 Sc	1	1610981	0.19	1687732	95.5	30 - 125	
45 Sc	2	377770	6.57	376900	100.2	30 - 125	
45 Sc	3	5149678	1.54	5258082	97.9	30 - 125	
72 Ge	1	421948	1.01	441419	95.6	30 - 125	
72 Ge	2	175725	4.52	171878	102.2	30 - 125	
72 Ge	3	926296	2.29	945944	97.9	30 - 125	
74 Ge	1	600676	1.03	620206	96.9	30 - 125	
74 Ge	2	260670	4.77	252416	103.3	30 - 125	
74 Ge	3	1275092	1.16	1290574	98.8	30 - 125	
115 In	1	2056123	0.50	2085984	98.6	30 - 125	
115 In	2	833586	7.96	775594	107.5	30 - 125	
115 In	3	2910076	2.62	2862935	101.6	30 - 125	
159 Tb	3	4351056	2.12	4207562	103.4	30 - 125	
209 Bi	3	5739258	1.34	5283419	108.6	30 - 125	

Tune File# 1 c:\icpchem\1\7500\h2.u
Tune File# 2 c:\icpchem\1\7500\he.u
Tune File# 3 c:\icpchem\1\7500\norm.u

ISTD Ref File : C:\ICPCHEM\1\DATA\wg249797.b\003CALB.D\003CALB.D#

11 :Element Failures 0 :Max. Number of Failures Allowed
0 :ISTD Failures 0 :Max. Number of ISTD Failures Allowed

Continuing Calibration Blank (CCB) QC Report

Data File: C:\ICPCHEM\1\DATA\wg249797.b\044_CCB.D\044_CCB.D#
Date Acquired: Aug 14 2008 11:05 pm
Operator:
Sample Name: CCB
Misc Info:
Vial Number: 1102
Current Method: C:\ICPCHEM\1\METHODS\6020ACZ1.M
Calibration File: C:\ICPCHEM\1\CALIB\6020ACZ1.C
Last Cal Update: Aug 14 2008 07:08 pm
Sample Type: CCB
Total Dil Factor: 1.00

Data Results:
Analytes: Pass
ISTD: Pass

QC Elements

Element	IS Ref	Tune	Conc.	RSD(%)	High Limit	Flag
9 Be	6	3	0.010 ppb	24.63	0.300	
11 B	6	3	1.325 ppb	6.24	1.500	
27 Al	72	3	0.933 ppb	18.63	3.000	
51 V	45	2	-0.194 ppb	4.60	0.600	
52 Cr	45	2	0.008 ppb	46.67	0.300	
55 Mn	72	3	0.142 ppb	13.11	1.500	
59 Co	72	3	0.014 ppb	36.25	0.150	
60 Ni	45	2	0.019 ppb	38.20	1.800	
63 Cu	45	2	0.074 ppb	61.67	1.500	
66 Zn	72	3	0.077 ppb	34.47	6.000	
75 As	45	2	0.041 ppb	72.42	1.500	
78 Se	45	1	0.041 ppb	91.28	3.000	
98 Mo	115	3	0.128 ppb	11.02	1.500	
107 Ag	115	3	0.047 ppb	13.62	0.150	
111 Cd	115	3	0.008 ppb	18.81	0.300	
118 Sn	115	3	0.018 ppb	33.27	0.300	
121 Sb	115	3	0.090 ppb	9.12	1.200	
137 Ba	115	3	0.026 ppb	32.13	0.300	
205 Tl	209	3	0.040 ppb	3.90	0.300	
206 (Pb)	209	3	0.023 ppb	2.40	0.300	
232 Th	209	3	0.035 ppb	7.95	3.000	
238 U	209	3	0.015 ppb	21.70	0.300	

ISTD Elements

Element	Tune	CPS Mean	RSD(%)	Ref Value	Rec(%)	QC Range(%)	Flag
6 Li	3	3065817	1.38	3343239	91.7	30 - 125	
45 Sc	1	1580683	0.70	1687732	93.7	30 - 125	
45 Sc	2	374847	0.46	376900	99.5	30 - 125	
45 Sc	3	5112123	0.53	5258082	97.2	30 - 125	
72 Ge	1	412182	0.30	441419	93.4	30 - 125	
72 Ge	2	175873	0.67	171878	102.3	30 - 125	
72 Ge	3	914053	2.69	945944	96.6	30 - 125	
74 Ge	1	587043	0.40	620206	94.7	30 - 125	
74 Ge	2	258090	0.31	252416	102.2	30 - 125	
74 Ge	3	1260549	1.71	1290574	97.7	30 - 125	
115 In	1	1972285	1.13	2085984	94.5	30 - 125	
115 In	2	837140	0.65	775594	107.9	30 - 125	
115 In	3	2875460	0.93	2862935	100.4	30 - 125	
159 Tb	3	4323264	1.61	4207562	102.7	30 - 125	
209 Bi	3	5608293	0.72	5283419	106.1	30 - 125	

Tune File# 1 c:\icpchem\1\7500\h2.u
Tune File# 2 c:\icpchem\1\7500\he.u
Tune File# 3 c:\icpchem\1\7500\norm.u

ISTD Ref File : C:\ICPCHEM\1\DATA\wg249797.b\003CALB.D\003CALB.D#

0 :Element Failures
0 :ISTD Failures
0 :Max. Number of Failures Allowed
0 :Max. Number of ISTD Failures Allowed

ICP 3050

QC List Type: QC-ICP-846
QCListMatClass: SOLID
Bench Sheet List:
QC Ref: MA-ICP-T-846
Group ID: MA-G-ICP_-3050
Method Ref: M6010B
SOP Ref: SOPII012

WG250000

ACZ Laboratories, Inc

Instrument ID: ICP5
Analyst: AEH
ACZ Dept: 33
Create Date: 8/14/2008 3:06:06 PM
Start Date/Time: 8/14/08
End Date/Time:

SE Q	ACZ ID	Client ID	SubSX	Pri	BA 30 50	BE 30 50	CD 30 50	CO 30 50	CR 30 50	CU 30 50	MN 30 50	MO 30 50	NI 30 50	ZN 30 50	Dilution
1	WG250000ICV	II080717-1			✓	✓	✓	✓	✓	✓	✓	✓	✓	✓	1
2	WG250000ICB	NONE			✓	✓	✓	✓	✓	✓	✓	✓	✓	✓	1
3	WG250000PQV	II080721-2			✓	✓	✓	✓	✓	✓	✓	✓	✓	✓	1
4	WG250000ICSAB	II080731-2			✓	✓	✓	✓	✓	✓	✓	✓	✓	✓	1
5	WG249661PBS	NONE			✓	✓	✓	✓	✓	✓	✓	✓	✓	✓	100
6	WG249661LCSS	PCN30289			✓	✓	✓	✓	✓	✓	✓	✓	✓	✓	100
7	WG249661LCSSD	PCN30289			✓	✓	✓	✓	✓	✓	✓	✓	✓	✓	100 AEH 8/14/08
8	L70791-01	CP-Q09-0-1			✓	✓	✓	✓	✓	✓	✓	✓	✓	✓	100
9	L70791-02	CP-Q09-1-3			✓	✓	✓	✓	✓	✓	✓	✓	✓	✓	100
10	L70791-03	CP-SD-07-0-1.5			✓	✓	✓	✓	✓	✓	✓	✓	✓	✓	101
11	L70791-04	CP-SD-07-1.5-3.0			✓	✓	✓	✓	✓	✓	✓	✓	✓	✓	100
12	L70791-05	CP-P12-0-1			✓	✓	✓	✓	✓	✓	✓	✓	✓	✓	100
13	WG250000CCV1	II080717-2			✓	✓	✓	✓	✓	✓	✓	✓	✓	✓	1
14	WG250000CCB1	NONE			✓	✓	✓	✓	✓	✓	✓	✓	✓	✓	1
15	L70791-06	CP-P12-1-3			✓	✓	✓	✓	✓	✓	✓	✓	✓	✓	101
16	L70791-07	CP-SD-08-0-1.5			✓	✓	✓	✓	✓	✓	✓	✓	✓	✓	101
17	L70791-08	CP-SD-08-1.5-3.0			✓	✓	✓	✓	✓	✓	✓	✓	✓	✓	100
18	L70791-09	CP-SD-10-0-1.5			✓	✓	✓	✓	✓	✓	✓	✓	✓	✓	100
19	L70791-10	CP-SD-10-1.5-3.0			✓	✓	✓	✓	✓	✓	✓	✓	✓	✓	100
20	L70791-11	CP-SD-09-0-1.5			✓	✓	✓	✓	✓	✓	✓	✓	✓	✓	100
21	L70791-12	CP-SD-09-1.5-3.0			✓	✓	✓	✓	✓	✓	✓	✓	✓	✓	100
22	L70791-13	OD-SD-01-0-1.5			✓	✓	✓	✓	✓	✓	✓	✓	✓	✓	100
23	L70791-14	OD-SD-01-1.5-3.0			✓	✓	✓	✓	✓	✓	✓	✓	✓	✓	100

Report Comments: _____

Internal Comments _____

AREV: AEH 8/16/08
Initials, Date

SREV: 8 20 08
Initials, Date

81508

8/21/08

ICP 3050

QC List Type: QC-ICP-846
QCListMatClass: SOLID
Bench Sheet List:
QC Ref: MA-ICP-T-846
Group ID: MA-G-ICP_-3050
Method Ref: M6010B
SOP Ref: SOPII012

WG250000

ACZ Laboratories, Inc

Instrument ID: ICP5
Analyst:
ACZ Dept: 33
Create Date: 8/14/2008 3:06:06 PM
Start Date/Time:
End Date/Time:

SEQ	ACZ ID	Client ID	SubSX	Pri	BA 30 50	BE 30 50	CD 30 50	CO 30 50	CR 30 50	CU 30 50	MN 30 50	MO 30 50	NI 30 50	ZN 30 50	Dilution
24	L70791-15	OD-SD-02-0-1.5			✓	✓	✓	✓	✓	✓	✓	✓	✓	✓	100
25	WG250000CCV2	II080717-2			✓	✓	✓	✓	✓	✓	✓	✓	✓	✓	1
26	WG250000CCB2	NONE			✓	✓	✓	✓	✓	✓	✓	✓	✓	✓	1
27	L70791-16	OD-SD-02-1.5-3.0			✓	✓	✓	✓	✓	✓	✓	✓	✓	✓	100
28	L70791-17	OD-SD-04-0-1.5			✓	✓	✓	✓	✓	✓	✓	✓	✓	✓	100
29	L70791-18	OD-SD-04-1.5-3.0			✓	✓	✓	✓	✓	✓	✓	✓	✓	✓	100
30	L70791-19	OD-SD-03-0-1.5			✓	✓	✓	✓	✓	✓	✓	✓	✓	✓	100
31	L70791-20	OD-SD-03-1.5-3.0			✓	✓	✓	✓	✓	✓	✓	✓	✓	✓	100
32	L70791-20SDL	NONE			✓	✓	✓	✓	✓	✓	✓	✓	✓	✓	100
33	L70791-20MS	II080730-2			✓	✓	✓	✓	✓	✓	✓	✓	✓	✓	100
34	L70791-20MSD	II080730-2			✓	✓	✓	✓	✓	✓	✓	✓	✓	✓	100
35	WG250000CCV3	II080717-2			✓	✓	✓	✓	✓	✓	✓	✓	✓	✓	1
36	WG250000CCB3	NONE			✓	✓	✓	✓	✓	✓	✓	✓	✓	✓	1

Report Comments: _____

Internal Comments _____

AREV: _____
Initials, Date

SREV: _____
Initials, Date

81508

ICP 3050

WG250000

ACZ Laboratories, Inc

QC List Type: QC-ICP-846
QCListMatClass: SOLID
Bench Sheet List:
QC Ref: MA-ICP-T-846
Group ID: MA-G-ICP_-3050
Method Ref: M6010B
SOP Ref: SOPII012

Instrument ID: ICP5
Analyst:
ACZ Dept: 33
Create Date: 8/14/2008 3:06:06 PM
Start Date/Time:
End Date/Time:

Sample	Login Comments
L70791-01	16OZ SJ(INORG WALKIN)
L70791-02	16OZ SJ(INORG WALKIN)
L70791-03	16OZ SJ(INORG WALKIN)
L70791-04	16OZ SJ(INORG WALKIN)
L70791-05	16OZ SJ(INORG WALKIN)
L70791-06	16OZ SJ(INORG WALKIN)
L70791-07	16OZ SJ(INORG WALKIN)
L70791-08	16OZ SJ(INORG WALKIN)
L70791-09	16OZ SJ(INORG WALKIN)
L70791-10	16OZ SJ(INORG WALKIN)
L70791-11	16OZ SJ(INORG WALKIN)
L70791-12	16OZ SJ(INORG WALKIN)
L70791-13	16OZ SJ(INORG WALKIN)
L70791-14	16OZ SJ(INORG WALKIN)
L70791-15	16OZ SJ(INORG WALKIN)
L70791-16	16OZ SJ(INORG WALKIN)
L70791-17	16OZ SJ(INORG WALKIN)
L70791-18	16OZ SJ(INORG WALKIN)
L70791-19	16OZ SJ(INORG WALKIN)
L70791-20	16OZ SJ(INORG WALKIN)
L70791-20MS	ICP Spike
L70791-20MSD	ICP Spike

Report Comments: _____

Internal Comments _____

AREV: _____
Initials, Date

SREV: _____
Initials, Date

81508

ACZ Laboratories, Inc.

ICP DATA REVIEW CHECKLIST

Reviewed By: AEH
Date: 8/15/08

Approved By: [illegible]
Date: 8-20-08

Work Group: WG250000
Sample Type: 3050
Analysis Date: 8/14/08
Analyst: AEH

Instrument Checklist	Yes	No	N / A
1) Is the correct run date associated with the workgroup?	✓		
2) Are all of the QC critera listed in LIMS within specified limits? **		✓	
3) Are all samples requiring re-analysis / re-digestion at REDO / REDX status?	✓		
4) Are all errors properly corrected (i.e. single-line crossout, dated & initialed)?	✓		
5) Is a current standard/reagent form attached to the workgroup?	✓		
6) Have all dilutions performed at the bench been checked off on the benchsheet?			✓
7) Has any sample on a 2x dilution been checked for proper mixing (review raw data)?			✓
8) Is any sample analyzed on dilution appropriately "D" qualified (not required for o-cal, EC, TDS)?			✓
9) Is the correct sub-sample type entered on the bench sheet (if different than SOP)?			✓
10) **FOR SREV**: QA/QC approval for initial training or 2 sets of initials for WG & LIMS?	✓		

For any item listed above that is checked "No" state the problem and corrective action / resolution in the sections below.

QC/Sample ID	Analytical Problem	Corrective action
PQV	Be = 151%	Redo associated sxs
	Mn = 139.2%	1
L70791-20 SDL	Cr = 11.5%	Z9
L70791-20 MS	Ba = 163.1% MSD: Ba = 162.2%	M1
	Cu = 355.8% Cu = -300.8%	M3
	Zn = 141.6% Zn = 147%	M3

** Na 3302 line is used for values > 500 mg/L. LIMS failure(s) of blanks and low level QC standards is due to high "noise."

FRMII009.09.07.12

ACZ LABORATORIES, INC.
Standards/Reagents Information
ICP Spectrophotometer, Method EPA 200.7/6010 B
SOP# : SOPII012

CALIBRATION REAGENTS

TJA 61e (ICP2, ICP3)

1% Calibration Standards			10% Calibration Standards		
CLPSTD1:	II080801-2	SCN	CLPTSTD1:	II080710-2	SCN
CLPSTD2:	II080801-1	SCN	CLPTSTD2:	ii080701-1	SCN
CLPSTD3:	II080724-2	SCN	CLPTSTD3:	II080806-1	SCN

Leeman Prodigy (ICP4)

1% Calibration Standards			10% Calibration Standards		
CLPSTD1:	**	SCN	CLPTSTD1:	**	SCN
CLPSTD2:	II080811-1	SCN	CLPTSTD2:	II080813-1	SCN
CLPSTD3:	II080710-4	SCN	CLPTSTD3:	ii080702-1	SCN

Yttrium (Internal Standard) = PCN28354

**=CALSTD1 is a 2X dilution on CALSTD2 using either 1% or 10% Blank as the dilutent.

Blank Solutions:

Nitric acid:	30276	PCN	Hydrochloric acid:	30084	PCN

g:\data\clp_frm\icp_std.xls

ACZ Laboratories, Inc.
2773 Downhill Drive Steamboat Springs, CO 80487 (800) 334-5493

Workgroup Review and Approval

WG250000

Date Reported: 20-Aug-08
Run ID: R624601
Date Analyzed: 14-Aug-08
ICAL Workgroup:
Instrument ID: ICP5

WG250000ICV

Tag:

Measured: 8/14/2008 11:02:55 PM

Status	Parm_Stored	Type	Value	Dil	Qual	Units	Appv	MDL	RDL	Text Value	Ext Qual
SREV	ALUMINUM	FOUND	1.974	1		mg/L	++	0.03	0.2		
SREV	ALUMINUM	REC	98.7	1		%	++	0.03	0.2		
SREV	ALUMINUM	RSD	0.4938	1		mg/L	++	0.03	0.15		
SREV	ANTIMONY	FOUND	3.94	1		mg/L	++	0.02	0.1		
SREV	ANTIMONY	FOUND	3.786	1		mg/L	++	0.02	0.1		
SREV	ANTIMONY	REC	94.7	1		%	++	0.02	0.1		
SREV	ANTIMONY	REC	98.5	1		%	++	0.02	0.1		
SREV	ANTIMONY	RSD	0.1699	1		mg/L	++	0.02	0.1		
SREV	ANTIMONY	RSD	0.3213	1		mg/L	++	0.02	0.1		
SREV	ARSENIC	FOUND	4.057	1		mg/L	++	0.04	0.2		
SREV	ARSENIC	REC	101.4	1		%	++	0.04	0.2		
SREV	ARSENIC	RSD	0.3237	1		mg/L	++	0.04	0.2		
SREV	BARIUM	FOUND	2.0377	1		mg/L	++	0.003	0.02		
SREV	BARIUM	REC	101.9	1		%	++	0.003	0.02		
SREV	BARIUM	RSD	0.0761	1		mg/L	++	0.003	0.015		
SREV	BERYLLIUM	FOUND	2.0234	1		mg/L	++	0.002	0.01		
SREV	BERYLLIUM	REC	101.2	1		%	++	0.002	0.01		
SREV	BERYLLIUM	RSD	0.0207	1		mg/L	++	0.002	0.01		
SREV	BISMUTH	FOUND	1.919	1		mg/L	++	0.04	0.2		
SREV	BISMUTH	REC	96	1		%	++	0.04	0.2		
SREV	BISMUTH	RSD	0.0383	1		mg/L	++	0.04	0.2		
SREV	BORON	FOUND	2.002	1		mg/L	++	0.01	0.05		
SREV	BORON	REC	100.1	1		%	++	0.01	0.05		
SREV	BORON	RSD	0.2235	1		mg/L	++	0.01	0.05		
SREV	CADMIUM	FOUND	1.939	1		mg/L	++	0.005	0.02		
SREV	CADMIUM	REC	97	1		%	++	0.005	0.02		
SREV	CADMIUM	RSD	0.1326	1		mg/L	++	0.005	0.015		
SREV	CALCIUM	FOUND	98.49	1		mg/L	++	0.2	1		
SREV	CALCIUM	REC	98.5	1		%	++	0.2	1		
SREV	CALCIUM	RSD	0.0496	1		mg/L	++	0.2	1		
SREV	CHROMIUM	FOUND	1.989	1		mg/L	++	0.01	0.05		
SREV	CHROMIUM	REC	99.5	1		%	++	0.01	0.05		
SREV	CHROMIUM	RSD	0.2288	1		mg/L	++	0.01	0.05		
SREV	COBALT	FOUND	1.901	1		mg/L	++	0.01	0.05		
SREV	COBALT	REC	95.1	1		%	++	0.01	0.05		
SREV	COBALT	RSD	0.1444	1		mg/L	++	0.01	0.05		
SREV	COPPER	FOUND	1.989	1		mg/L	++	0.01	0.05		
SREV	COPPER	REC	99.5	1		%	++	0.01	0.05		
SREV	COPPER	RSD	0.2698	1		mg/L	++	0.01	0.05		
SREV	GALLIUM	FOUND	2.11	1		mg/L	++	0.1	0.5		
SREV	GALLIUM	REC	105.5	1		%	++	0.1	0.5		
SREV	GALLIUM	RSD	0.4794	1		mg/L	++	0.1	0.5		
SREV	IRON	FOUND	1.95	1		mg/L	++	0.02	0.05		
SREV	IRON	FOUND	1.921	1		mg/L	++	0.02	0.05		
SREV	IRON	REC	97.5	1		%	++	0.02	0.05		

SREV	IRON	REC	96.1	1	%	++	0.02	0.05
SREV	IRON	RSD	0.0463	1	mg/L	++	0.02	0.05
SREV	IRON	RSD	0.2052	1	mg/L	++	0.02	0.05
SREV	LEAD	FOUND	3.838	1	mg/L	++	0.04	0.2
SREV	LEAD	REC	96	1	%	++	0.04	0.2
SREV	LEAD	RSD	0.234	1	mg/L	++	0.04	0.2
SREV	LITHIUM	FOUND	1.976	1	mg/L	++	0.02	0.1
SREV	LITHIUM	REC	98.8	1	%	++	0.02	0.1
SREV	LITHIUM	RSD	0.0659	1	mg/L	++	0.02	0.1
SREV	MAGNESIUM	FOUND	100.34	1	mg/L	++	0.2	1
SREV	MAGNESIUM	REC	100.3	1	%	++	0.2	1
SREV	MAGNESIUM	RSD	0.0817	1	mg/L	++	0.2	1
SREV	MANGANESE	FOUND	2.0488	1	mg/L	++	0.005	0.03
SREV	MANGANESE	REC	102.4	1	%	++	0.005	0.03
SREV	MANGANESE	RSD	0.0194	1	mg/L	++	0.005	0.025
SREV	MOLYBDENUM	FOUND	1.956	1	mg/L	++	0.01	0.05
SREV	MOLYBDENUM	REC	97.8	1	%	++	0.01	0.05
SREV	MOLYBDENUM	RSD	0.1501	1	mg/L	++	0.01	0.05
SREV	NICKEL	FOUND	2.07	1	mg/L	++	0.01	0.05
SREV	NICKEL	REC	103.5	1	%	++	0.01	0.05
SREV	NICKEL	RSD	0.1253	1	mg/L	++	0.01	0.05
SREV	POTASSIUM	FOUND	19.58	1	mg/L	++	0.3	2
SREV	POTASSIUM	REC	97.9	1	%	++	0.3	2
SREV	POTASSIUM	RSD	0.0838	1	mg/L	++	0.3	1.5
SREV	SCANDIUM	FOUND	1.96	1	mg/L	++	0.1	0.5
SREV	SCANDIUM	FOUND	1.96	1	mg/L	++	0.1	0.5
SREV	SCANDIUM	REC	98	1	%	++	0.1	0.5
SREV	SCANDIUM	REC	98	1	%	++	0.1	0.5
SREV	SCANDIUM	RSD	0.0859	1	mg/L	++	0.1	0.5
SREV	SCANDIUM	RSD	0.1183	1	mg/L	++	0.1	0.5
SREV	SELENIUM	FOUND	3.987	1	mg/L	++	0.04	0.2
SREV	SELENIUM	REC	99.7	1	%	++	0.04	0.2
SREV	SELENIUM	RSD	0.5193	1	mg/L	++	0.04	0.2
SREV	SILICA	FOUND	41.88	1	mg/L	++	0.4	2
SREV	SILICA	REC	97.9	1	%	++	0.4	2
SREV	SILICA	RSD	0.0344	1	mg/L	++	0.428	2.14
SREV	SILVER	FOUND	1.009	1	mg/L	++	0.01	0.03
SREV	SILVER	REC	101	1	%	++	0.01	0.03
SREV	SILVER	RSD	0.3802	1	mg/L	++	0.01	0.025
SREV	SODIUM	FOUND	99.37	1	mg/L	++	0.3	2
SREV	SODIUM	FOUND	104.5	1	mg/L	++	2	50
SREV	SODIUM	REC	104.5	1	%	++	2	50
SREV	SODIUM	REC	99.4	1	%	++	0.3	2
SREV	SODIUM	RSD	0.3671	1	mg/L	++	2	50
SREV	SODIUM	RSD	0.01	1	mg/L	++	0.3	1.5
SREV	STRONTIUM	FOUND	2.03	1	mg/L	++	0.01	0.05
SREV	STRONTIUM	REC	101.5	1	%	++	0.01	0.05
SREV	STRONTIUM	RSD	0.2198	1	mg/L	++	0.01	0.05
SREV	THALLIUM	FOUND	3.99	1	mg/L	++	0.3	1
SREV	THALLIUM	REC	99.8	1	%	++	0.3	1
SREV	THALLIUM	RSD	1.7904	1	mg/L	++	0.3	1
SREV	TIN	FOUND	2.02	1	mg/L	++	0.1	0.5
SREV	TIN	REC	101	1	%	++	0.1	0.5
SREV	TIN	RSD	0.5523	1	mg/L	++	0.1	0.5
SREV	TITANIUM	FOUND	1.9627	1	mg/L	++	0.005	0.03
SREV	TITANIUM	FOUND	1.9414	1	mg/L	++	0.005	0.03
SREV	TITANIUM	REC	98.1	1	%	++	0.005	0.03

SREV	TITANIUM	REC	97.1	1	%	++	0.005	0.03
SREV	TITANIUM	RSD	0.2415	1	mg/L	++	0.005	0.025
SREV	TITANIUM	RSD	0.1147	1	mg/L	++	0.005	0.025
SREV	VANADIUM	FOUND	2.0566	1	mg/L	++	0.005	0.03
SREV	VANADIUM	REC	102.8	1	%	++	0.005	0.03
SREV	VANADIUM	RSD	0.1155	1	mg/L	++	0.005	0.025
SREV	ZINC	FOUND	1.967	1	mg/L	++	0.01	0.05
SREV	ZINC	REC	98.4	1	%	++	0.01	0.05
SREV	ZINC	RSD	0.2124	1	mg/L	++	0.01	0.05

WG250000ICB

Tag: **Measured:** 8/14/2008 11:06:23 PM

Status	Parm_Stored	Type	Value	Dil	Qual	Units	Appv	MDL	RDL	Text Value	Ext Qual
SREV	ALUMINUM	FOUND		1	U	mg/L	++	0.03	0.2		
SREV	ANTIMONY	FOUND		1	U	mg/L	++	0.02	0.1		
SREV	ANTIMONY	FOUND		1	U	mg/L	++	0.02	0.1		
SREV	ARSENIC	FOUND		1	U	mg/L	++	0.04	0.2		
SREV	BARIUM	FOUND		1	U	mg/L	++	0.003	0.02		
SREV	BERYLLIUM	FOUND	0.0045	1	B	mg/L	++	0.002	0.01		
SREV	BISMUTH	FOUND		1	U	mg/L	++	0.04	0.2		
SREV	BORON	FOUND	0.015	1	B	mg/L	++	0.01	0.05		
SREV	CADMIUM	FOUND		1	U	mg/L	++	0.005	0.02		
SREV	CALCIUM	FOUND		1	U	mg/L	++	0.2	1		
SREV	CHROMIUM	FOUND		1	U	mg/L	++	0.01	0.05		
SREV	COBALT	FOUND		1	U	mg/L	++	0.01	0.05		
SREV	COPPER	FOUND		1	U	mg/L	++	0.01	0.05		
SREV	GALLIUM	FOUND		1	U	mg/L	++	0.1	0.5		
SREV	IRON	FOUND		1	U	mg/L	++	0.02	0.05		
SREV	IRON	FOUND		1	U	mg/L	++	0.02	0.05		
SREV	LEAD	FOUND		1	U	mg/L	++	0.04	0.2		
SREV	LITHIUM	FOUND		1	U	mg/L	++	0.02	0.1		
SREV	MAGNESIUM	FOUND		1	U	mg/L	++	0.2	1		
SREV	MANGANESE	FOUND		1	U	mg/L	++	0.005	0.03		
SREV	MOLYBDENUM	FOUND		1	U	mg/L	++	0.01	0.05		
SREV	NICKEL	FOUND		1	U	mg/L	++	0.01	0.05		
SREV	POTASSIUM	FOUND		1	U	mg/L	++	0.3	2		
SREV	SCANDIUM	FOUND		1	U	mg/L	++	0.1	0.5		
SREV	SCANDIUM	FOUND		1	U	mg/L	++	0.1	0.5		
SREV	SELENIUM	FOUND		1	U	mg/L	++	0.04	0.2		
SREV	SILICA	FOUND		1	U	mg/L	++	0.4	2		
SREV	SILVER	FOUND		1	U	mg/L	++	0.01	0.03		
SREV	SODIUM	FOUND		1	U	mg/L	++	0.3	2		
SREV	SODIUM	FOUND		1	U	mg/L	++	2	50		
SREV	STRONTIUM	FOUND		1	U	mg/L	++	0.01	0.05		
SREV	THALLIUM	FOUND		1	U	mg/L	++	0.3	1		
SREV	TIN	FOUND		1	U	mg/L	++	0.1	0.5		
SREV	TITANIUM	FOUND		1	U	mg/L	++	0.005	0.03		
SREV	TITANIUM	FOUND		1	U	mg/L	++	0.005	0.03		
SREV	VANADIUM	FOUND		1	U	mg/L	++	0.005	0.03		
SREV	ZINC	FOUND		1	U	mg/L	++	0.01	0.05		

WG250000PQV

Tag: Measured: 8/14/2008 11:09:52 PM

Status	Parm_Stored	Type	Value	Dil	Qual	Units	Appv	MDL	RDL	Text Value	Ext Qual
SREV	BARIUM	FOUND	0.0148	1	B	mg/L	++	0.003	0.02		
SREV	BARIUM	REC	98.7	1	B	%	++	0.003	0.02		
FAIL	BERYLLIUM	FOUND	0.0151	1		mg/L	++	0.002	0.01		
FAIL	BERYLLIUM	REC	151	1		%	ALRT	0.002	0.01		
SREV	CADMIUM	FOUND	0.0177	1	B	mg/L	++	0.005	0.02		
SREV	CADMIUM	REC	118	1	B	%	++	0.005	0.02		
SREV	CHROMIUM	FOUND	0.058	1		mg/L	++	0.01	0.05		
SREV	CHROMIUM	REC	116	1		%	++	0.01	0.05		
SREV	COBALT	FOUND	0.05	1	B	mg/L	++	0.01	0.05		
SREV	COBALT	REC	100	1	B	%	++	0.01	0.05		
SREV	COPPER	FOUND	0.054	1		mg/L	++	0.01	0.05		
SREV	COPPER	REC	108	1		%	++	0.01	0.05		
FAIL	MANGANESE	FOUND	0.0348	1		mg/L	++	0.005	0.03		
FAIL	MANGANESE	REC	139.2	1		%	ALRT	0.005	0.03		
SREV	MOLYBDENUM	FOUND	0.054	1		mg/L	++	0.01	0.05		
SREV	MOLYBDENUM	REC	108	1		%	++	0.01	0.05		
SREV	NICKEL	FOUND	0.061	1		mg/L	++	0.01	0.05		
SREV	NICKEL	REC	122	1		%	++	0.01	0.05		
SREV	ZINC	FOUND	0.057	1		mg/L	++	0.01	0.05		
SREV	ZINC	REC	114	1		%	++	0.01	0.05		

WG250000ICSAB

Tag: Measured: 8/14/2008 11:13:21 PM

Status	Parm_Stored	Type	Value	Dil	Qual	Units	Appv	MDL	RDL	Text Value	Ext Qual
SREV	BARIUM	FOUND	0.2677	1		mg/L	++	0.003	0.02		
SREV	BARIUM	REC	107.1	1		%	++	0.003	0.02		
SREV	BERYLLIUM	FOUND	0.2772	1		mg/L	++	0.002	0.01		
SREV	BERYLLIUM	REC	110.7	1		%	++	0.002	0.01		
SREV	CADMIUM	FOUND	0.495	1		mg/L	++	0.005	0.02		
SREV	CADMIUM	REC	98	1		%	++	0.005	0.02		
SREV	CHROMIUM	FOUND	0.285	1		mg/L	++	0.01	0.05		
SREV	CHROMIUM	REC	113.5	1		%	++	0.01	0.05		
SREV	COBALT	FOUND	0.248	1		mg/L	++	0.01	0.05		
SREV	COBALT	REC	98.8	1		%	++	0.01	0.05		
SREV	COPPER	FOUND	0.248	1		mg/L	++	0.01	0.05		
SREV	COPPER	REC	101	1		%	++	0.01	0.05		
SREV	MANGANESE	FOUND	0.2581	1		mg/L	++	0.005	0.03		
SREV	MANGANESE	REC	102.6	1		%	++	0.005	0.03		
SREV	MOLYBDENUM	FOUND	0.504	1		mg/L	++	0.01	0.05		
SREV	MOLYBDENUM	REC	100.8	1		%	++	0.01	0.05		
SREV	NICKEL	FOUND	0.506	1		mg/L	++	0.01	0.05		
SREV	NICKEL	REC	101.2	1		%	++	0.01	0.05		
SREV	ZINC	FOUND	0.508	1		mg/L	++	0.01	0.05		
SREV	ZINC	REC	100.6	1		%	++	0.01	0.05		

WG249661PBS

Tag: Measured: 8/14/2008 11:20:15 PM

Status	Parm_Stored	Type	Value	Dil	Qual	Units	Appv	MDL	RDL	Text Value	Ext Qual
SREV	BARIUM	FOUND		100	U	mg/Kg	++	0.3	2		
SREV	BERYLLIUM	FOUND	0.42	100	B	mg/Kg	++	0.2	1		
SREV	CADMIUM	FOUND		100	U	mg/Kg	++	0.5	2		
SREV	CHROMIUM	FOUND		100	U	mg/Kg	++	1	5		
SREV	COBALT	FOUND		100	U	mg/Kg	++	1	5		
SREV	COPPER	FOUND		100	U	mg/Kg	++	1	5		
SREV	MANGANESE	FOUND		100	U	mg/Kg	++	0.5	3		
SREV	MOLYBDENUM	FOUND		100	U	mg/Kg	++	1	5		
SREV	NICKEL	FOUND		100	U	mg/Kg	++	1	5		
SREV	ZINC	FOUND		100	U	mg/Kg	++	1	5		

WG249661LCSS

Tag: Measured: 8/14/2008 11:23:43 PM

Status	Parm_Stored	Type	Value	Dil	Qual	Units	Appv	MDL	RDL	Text Value	Ext Qual
SREV	BARIUM	FOUND	563.2	100		mg/Kg	++	0.3	2		
SREV	BARIUM	REC	99.7	100		%	++	0.3	2		
SREV	BERYLLIUM	FOUND	163.91	100		mg/Kg	++	0.2	1		
SREV	BERYLLIUM	REC	101.2	100		%	++	0.2	1		
SREV	CADMIUM	FOUND	65.73	100		mg/Kg	++	0.5	2		
SREV	CADMIUM	REC	95.1	100		%	++	0.5	2		
SREV	CHROMIUM	FOUND	133.2	100		mg/Kg	++	1	5		
SREV	CHROMIUM	REC	107.4	100		%	++	1	5		
SREV	COBALT	FOUND	117.7	100		mg/Kg	++	1	5		
SREV	COBALT	REC	102.3	100		%	++	1	5		
SREV	COPPER	FOUND	66.7	100		mg/Kg	++	1	5		
SREV	COPPER	REC	100	100		%	++	1	5		
SREV	MANGANESE	FOUND	375.86	100		mg/Kg	++	0.5	3		
SREV	MANGANESE	REC	102.1	100		%	++	0.5	3		
SREV	MOLYBDENUM	FOUND	110.4	100		mg/Kg	++	1	5		
SREV	MOLYBDENUM	REC	103.2	100		%	++	1	5		
SREV	NICKEL	FOUND	189.8	100		mg/Kg	++	1	5		
SREV	NICKEL	REC	110.3	100		%	++	1	5		
SREV	ZINC	FOUND	360	100		mg/Kg	++	1	5		
SREV	ZINC	REC	103.2	100		%	++	1	5		

WG249661LCSSD

Tag: Measured: 8/14/2008 11:27:10 PM

Status	Parm_Stored	Type	Value	Dil	Qual	Units	Appv	MDL	RDL	Text Value	Ext Qual
SREV	BARIUM	FOUND	591.18	100		mg/Kg	++	0.3	2		
SREV	BARIUM	REC	104.6	100		%	++	0.3	2		
SREV	BARIUM	RPD	4.8	100		%	++	0.3	2		
SREV	BERYLLIUM	FOUND	174.06	100		mg/Kg	++	0.2	1		
SREV	BERYLLIUM	REC	107.4	100		%	++	0.2	1		
SREV	BERYLLIUM	RPD	6	100		%	++	0.2	1		
SREV	CADMIUM	FOUND	73.01	100		mg/Kg	++	0.5	2		
SREV	CADMIUM	REC	105.7	100		%	++	0.5	2		
SREV	CADMIUM	RPD	10.5	100		%	++	0.5	2		
SREV	CHROMIUM	FOUND	138.9	100		mg/Kg	++	1	5		
SREV	CHROMIUM	REC	112	100		%	++	1	5		
SREV	CHROMIUM	RPD	4.2	100		%	++	1	5		
SREV	COBALT	FOUND	124.2	100		mg/Kg	++	1	5		
SREV	COBALT	REC	108	100		%	++	1	5		
SREV	COBALT	RPD	5.4	100		%	++	1	5		
SREV	COPPER	FOUND	69.6	100		mg/Kg	++	1	5		
SREV	COPPER	REC	104.3	100		%	++	1	5		
SREV	COPPER	RPD	4.3	100		%	++	1	5		
SREV	MANGANESE	FOUND	379.64	100		mg/Kg	++	0.5	3		
SREV	MANGANESE	REC	103.2	100		%	++	0.5	3		
SREV	MANGANESE	RPD	1	100		%	++	0.5	3		
SREV	MOLYBDENUM	FOUND	118.5	100		mg/Kg	++	1	5		
SREV	MOLYBDENUM	REC	110.7	100		%	++	1	5		
SREV	MOLYBDENUM	RPD	7.1	100		%	++	1	5		
SREV	NICKEL	FOUND	202.7	100		mg/Kg	++	1	5		
SREV	NICKEL	REC	117.8	100		%	++	1	5		
SREV	NICKEL	RPD	6.6	100		%	++	1	5		
SREV	ZINC	FOUND	366.2	100		mg/Kg	++	1	5		
SREV	ZINC	REC	104.9	100		%	++	1	5		
SREV	ZINC	RPD	1.7	100		%	++	1	5		

L70791-01

Tag: Measured: 8/14/2008 11:30:37 PM

Status	Parm_Stored	Type	Value	Dil	Qual	Units	Appv	MDL	RDL	Text Value	Ext Qual
SREV	BARIUM	BA-3050	120	100		mg/Kg	++	0.3	2		M1
REDO	BERYLLIUM	REG	0.6	100	B	mg/Kg	++	0.2	1		
SREV	CADMIUM	CD-3050		100	U	mg/Kg	++	0.5	2		
SREV	CHROMIUM	CR-3050	12	100		mg/Kg	++	1	5		ZG
SREV	COBALT	CO-3050	8	100		mg/Kg	++	1	5		
SREV	COPPER	CU-3050	724	100		mg/Kg	++	1	5		M3
REDO	MANGANESE	REG	212	100		mg/Kg	++	0.5	3		
SREV	MOLYBDENUM	MO-3050	123	100		mg/Kg	++	1	5		
SREV	NICKEL	NI-3050	29	100		mg/Kg	++	1	5		
SREV	ZINC	ZN-3050	44	100		mg/Kg	++	1	5		M3

L70791-02

Tag: Measured: 8/14/2008 11:34:04 PM

Status	Parm_Stored	Type	Value	Dil	Qual	Units	Appv	MDL	RDL	Text Value	Ext Qual
SREV	BARIUM	BA-3050	247	100		mg/Kg	++	0.3	2		M1
REDO	BERYLLIUM	REG	0.5	100	B	mg/Kg	++	0.2	1		
SREV	CADMIUM	CD-3050		100	U	mg/Kg	++	0.5	2		
SREV	CHROMIUM	CR-3050	7	100		mg/Kg	++	1	5		ZG
SREV	COBALT	CO-3050	5	100		mg/Kg	++	1	5		
SREV	COPPER	CU-3050	499	100		mg/Kg	++	1	5		M3
REDO	MANGANESE	REG	180	100		mg/Kg	++	0.5	3		
SREV	MOLYBDENUM	MO-3050	8	100		mg/Kg	++	1	5		
SREV	NICKEL	NI-3050	22	100		mg/Kg	++	1	5		
SREV	ZINC	ZN-3050	30	100		mg/Kg	++	1	5		M3

L70791-03

Tag: Measured: 8/14/2008 11:37:31 PM

Status	Parm_Stored	Type	Value	Dil	Qual	Units	Appv	MDL	RDL	Text Value	Ext Qual
SREV	BARIUM	BA-3050	136	101		mg/Kg	++	0.3	2		M1
REDO	BERYLLIUM	REG	0.9	101	B	mg/Kg	++	0.2	1		
SREV	CADMIUM	CD-3050		101	U	mg/Kg	++	0.5	2		
SREV	CHROMIUM	CR-3050	14	101		mg/Kg	++	1	5		ZG
SREV	COBALT	CO-3050	9	101		mg/Kg	++	1	5		
SREV	COPPER	CU-3050	439	101		mg/Kg	++	1	5		M3
REDO	MANGANESE	REG	314	101		mg/Kg	++	0.5	3		
SREV	MOLYBDENUM	MO-3050	42	101		mg/Kg	++	1	5		
SREV	NICKEL	NI-3050	33	101		mg/Kg	++	1	5		
SREV	ZINC	ZN-3050	45	101		mg/Kg	++	1	5		M3

L70791-04

Tag: Measured: 8/14/2008 11:40:57 PM

Status	Parm_Stored	Type	Value	Dil	Qual	Units	Appv	MDL	RDL	Text Value	Ext Qual
SREV	BARIUM	BA-3050	166	100		mg/Kg	++	0.3	2		M1
REDO	BERYLLIUM	REG	0.6	100	B	mg/Kg	++	0.2	1		
SREV	CADMIUM	CD-3050		100	U	mg/Kg	++	0.5	2		
SREV	CHROMIUM	CR-3050	9	100		mg/Kg	++	1	5		ZG
SREV	COBALT	CO-3050	11	100		mg/Kg	++	1	5		
SREV	COPPER	CU-3050	180	100		mg/Kg	++	1	5		M3
REDO	MANGANESE	REG	352	100		mg/Kg	++	0.5	3		
SREV	MOLYBDENUM	MO-3050	2	100	B	mg/Kg	++	1	5		
SREV	NICKEL	NI-3050	31	100		mg/Kg	++	1	5		
SREV	ZINC	ZN-3050	47	100		mg/Kg	++	1	5		M3

L70791-05

Tag: Measured: 8/14/2008 11:44:23 PM

Status	Parm_Stored	Type	Value	Dil	Qual	Units	Appv	MDL	RDL	Text Value	Ext Qual
SREV	BARIUM	BA-3050	81.4	100		mg/Kg	++	0.3	2		M1
REDO	BERYLLIUM	REG	0.7	100	B	mg/Kg	++	0.2	1		
SREV	CADMIUM	CD-3050		100	U	mg/Kg	++	0.5	2		
SREV	CHROMIUM	CR-3050	13	100		mg/Kg	++	1	5		ZG
SREV	COBALT	CO-3050	6	100		mg/Kg	++	1	5		
SREV	COPPER	CU-3050	1680	100		mg/Kg	++	1	5		M3
REDO	MANGANESE	REG	174	100		mg/Kg	++	0.5	3		
SREV	MOLYBDENUM	MO-3050	239	100		mg/Kg	++	1	5		
SREV	NICKEL	NI-3050	31	100		mg/Kg	++	1	5		
SREV	ZINC	ZN-3050	96	100		mg/Kg	++	1	5		M3

L70791-06

Tag: Measured: 8/14/2008 11:47:49 PM

Status	Parm_Stored	Type	Value	Dil	Qual	Units	Appv	MDL	RDL	Text Value	Ext Qual
SREV	BARIUM	BA-3050	49.9	101		mg/Kg	++	0.3	2		M1
REDO	BERYLLIUM	REG	0.9	101	B	mg/Kg	++	0.2	1		
SREV	CADMIUM	CD-3050		101	U	mg/Kg	++	0.5	2		
SREV	CHROMIUM	CR-3050	10	101		mg/Kg	++	1	5		ZG
SREV	COBALT	CO-3050	3	101	B	mg/Kg	++	1	5		
SREV	COPPER	CU-3050	337	101		mg/Kg	++	1	5		M3
REDO	MANGANESE	REG	89.2	101		mg/Kg	++	0.5	3		
SREV	MOLYBDENUM	MO-3050	9	101		mg/Kg	++	1	5		
SREV	NICKEL	NI-3050	31	101		mg/Kg	++	1	5		
SREV	ZINC	ZN-3050	27	101		mg/Kg	++	1	5		M3

L70791-07

Tag: Measured: 8/14/2008 11:51:16 PM

Status	Parm_Stored	Type	Value	Dil	Qual	Units	Appv	MDL	RDL	Text Value	Ext Qual
SREV	BARIUM	BA-3050	135	101		mg/Kg	++	0.3	2		M1
REDO	BERYLLIUM	REG	0.5	101	B	mg/Kg	++	0.2	1		
SREV	CADMIUM	CD-3050		101	U	mg/Kg	++	0.5	2		
SREV	CHROMIUM	CR-3050	12	101		mg/Kg	++	1	5		ZG
SREV	COBALT	CO-3050	10	101		mg/Kg	++	1	5		
SREV	COPPER	CU-3050	599	101		mg/Kg	++	1	5		M3
REDO	MANGANESE	REG	293	101		mg/Kg	++	0.5	3		
SREV	MOLYBDENUM	MO-3050	86	101		mg/Kg	++	1	5		
SREV	NICKEL	NI-3050	31	101		mg/Kg	++	1	5		
SREV	ZINC	ZN-3050	50	101		mg/Kg	++	1	5		M3

WG250000CCV1

Tag: Measured: 8/14/2008 11:54:42 PM

Status	Parm_Stored	Type	Value	Dil	Qual	Units	Appv	MDL	RDL	Text Value	Ext Qual
SREV	BARIUM	FOUND	1.016	1		mg/L	++	0.003	0.02		
SREV	BARIUM	REC	101.6	1		%	++	0.003	0.02		
SREV	BERYLLIUM	FOUND	1.0127	1		mg/L	++	0.002	0.01		
SREV	BERYLLIUM	REC	101.3	1		%	++	0.002	0.01		
SREV	CADMIUM	FOUND	0.9979	1		mg/L	++	0.005	0.02		
SREV	CADMIUM	REC	99.8	1		%	++	0.005	0.02		
SREV	CHROMIUM	FOUND	1.021	1		mg/L	++	0.01	0.05		
SREV	CHROMIUM	REC	102.1	1		%	++	0.01	0.05		
SREV	COBALT	FOUND	0.979	1		mg/L	++	0.01	0.05		
SREV	COBALT	REC	97.9	1		%	++	0.01	0.05		
SREV	COPPER	FOUND	0.98	1		mg/L	++	0.01	0.05		
SREV	COPPER	REC	98	1		%	++	0.01	0.05		
SREV	MANGANESE	FOUND	1.0409	1		mg/L	++	0.005	0.03		
SREV	MANGANESE	REC	104.1	1		%	++	0.005	0.03		
SREV	MOLYBDENUM	FOUND	0.994	1		mg/L	++	0.01	0.05		
SREV	MOLYBDENUM	REC	99.4	1		%	++	0.01	0.05		
SREV	NICKEL	FOUND	1.071	1		mg/L	++	0.01	0.05		
SREV	NICKEL	REC	107.1	1		%	++	0.01	0.05		
SREV	ZINC	FOUND	1.02	1		mg/L	++	0.01	0.05		
SREV	ZINC	REC	102	1		%	++	0.01	0.05		

WG250000CCB1

Tag: Measured: 8/14/2008 11:58:09 PM

Status	Parm_Stored	Type	Value	Dil	Qual	Units	Appv	MDL	RDL	Text Value	Ext Qual
SREV	BARIUM	FOUND		1	U	mg/L	++	0.003	0.02		
SREV	BERYLLIUM	FOUND	0.0043	1	B	mg/L	++	0.002	0.01		
SREV	CADMIUM	FOUND		1	U	mg/L	++	0.005	0.02		
SREV	CHROMIUM	FOUND		1	U	mg/L	++	0.01	0.05		
SREV	COBALT	FOUND		1	U	mg/L	++	0.01	0.05		
SREV	COPPER	FOUND		1	U	mg/L	++	0.01	0.05		
SREV	MANGANESE	FOUND		1	U	mg/L	++	0.005	0.03		
SREV	MOLYBDENUM	FOUND		1	U	mg/L	++	0.01	0.05		
SREV	NICKEL	FOUND		1	U	mg/L	++	0.01	0.05		
SREV	ZINC	FOUND		1	U	mg/L	++	0.01	0.05		

L70791-08

Tag: Measured: 8/15/2008 12:01:37 AM

Status	Parm_Stored	Type	Value	Dil	Qual	Units	Appv	MDL	RDL	Text Value	Ext Qual
SREV	BARIUM	BA-3050	164	100		mg/Kg	++	0.3	2		M1
REDO	BERYLLIUM	REG	0.5	100	B	mg/Kg	++	0.2	1		
SREV	CADMIUM	CD-3050		100	U	mg/Kg	++	0.5	2		
SREV	CHROMIUM	CR-3050	11	100		mg/Kg	++	1	5		ZG
SREV	COBALT	CO-3050	11	100		mg/Kg	++	1	5		
SREV	COPPER	CU-3050	142	100		mg/Kg	++	1	5		M3
REDO	MANGANESE	REG	312	100		mg/Kg	++	0.5	3		
SREV	MOLYBDENUM	MO-3050	9	100		mg/Kg	++	1	5		
SREV	NICKEL	NI-3050	27	100		mg/Kg	++	1	5		
SREV	ZINC	ZN-3050	52	100		mg/Kg	++	1	5		M3

L70791-09

Tag: Measured: 8/15/2008 12:05:03 AM

Status	Parm_Stored	Type	Value	Dil	Qual	Units	Appv	MDL	RDL	Text Value	Ext Qual
SREV	BARIUM	BA-3050	161	100		mg/Kg	++	0.3	2		M1
REDO	BERYLLIUM	REG	0.5	100	B	mg/Kg	++	0.2	1		
SREV	CADMIUM	CD-3050		100	U	mg/Kg	++	0.5	2		
SREV	CHROMIUM	CR-3050	11	100		mg/Kg	++	1	5		ZG
SREV	COBALT	CO-3050	9	100		mg/Kg	++	1	5		
SREV	COPPER	CU-3050	570	100		mg/Kg	++	1	5		M3
REDO	MANGANESE	REG	287	100		mg/Kg	++	0.5	3		
SREV	MOLYBDENUM	MO-3050	84	100		mg/Kg	++	1	5		
SREV	NICKEL	NI-3050	29	100		mg/Kg	++	1	5		
SREV	ZINC	ZN-3050	47	100		mg/Kg	++	1	5		M3

L70791-10

Tag: Measured: 8/15/2008 12:08:30 AM

Status	Parm_Stored	Type	Value	Dil	Qual	Units	Appv	MDL	RDL	Text Value	Ext Qual
SREV	BARIUM	BA-3050	193	100		mg/Kg	++	0.3	2		M1
REDO	BERYLLIUM	REG	0.4	100	B	mg/Kg	++	0.2	1		
SREV	CADMIUM	CD-3050		100	U	mg/Kg	++	0.5	2		
SREV	CHROMIUM	CR-3050	13	100		mg/Kg	++	1	5		ZG
SREV	COBALT	CO-3050	12	100		mg/Kg	++	1	5		
SREV	COPPER	CU-3050	269	100		mg/Kg	++	1	5		M3
REDO	MANGANESE	REG	349	100		mg/Kg	++	0.5	3		
SREV	MOLYBDENUM	MO-3050	3	100	B	mg/Kg	++	1	5		
SREV	NICKEL	NI-3050	31	100		mg/Kg	++	1	5		
SREV	ZINC	ZN-3050	53	100		mg/Kg	++	1	5		M3

L70791-11 Tag: Measured: 8/15/2008 12:11:56 AM

Status	Parm_Stored	Type	Value	Dil	Qual	Units	Appv	MDL	RDL	Text Value	Ext Qual
SREV	BARIUM	BA-3050	139	100		mg/Kg	++	0.3	2		M1
REDO	BERYLLIUM	REG	0.5	100	B	mg/Kg	++	0.2	1		
SREV	CADMIUM	CD-3050		100	U	mg/Kg	++	0.5	2		
SREV	CHROMIUM	CR-3050	11	100		mg/Kg	++	1	5		ZG
SREV	COBALT	CO-3050	10	100		mg/Kg	++	1	5		
SREV	COPPER	CU-3050	1100	100		mg/Kg	++	1	5		M3
REDO	MANGANESE	REG	333	100		mg/Kg	++	0.5	3		
SREV	MOLYBDENUM	MO-3050	157	100		mg/Kg	++	1	5		
SREV	NICKEL	NI-3050	29	100		mg/Kg	++	1	5		
SREV	ZINC	ZN-3050	75	100		mg/Kg	++	1	5		M3

L70791-12 Tag: Measured: 8/15/2008 12:15:23 AM

Status	Parm_Stored	Type	Value	Dil	Qual	Units	Appv	MDL	RDL	Text Value	Ext Qual
SREV	BARIUM	BA-3050	131	100		mg/Kg	++	0.3	2		M1
REDO	BERYLLIUM	REG	0.3	100	B	mg/Kg	++	0.2	1		
SREV	CADMIUM	CD-3050		100	U	mg/Kg	++	0.5	2		
SREV	CHROMIUM	CR-3050	11	100		mg/Kg	++	1	5		ZG
SREV	COBALT	CO-3050	9	100		mg/Kg	++	1	5		
SREV	COPPER	CU-3050	380	100		mg/Kg	++	1	5		M3
REDO	MANGANESE	REG	257	100		mg/Kg	++	0.5	3		
SREV	MOLYBDENUM	MO-3050	25	100		mg/Kg	++	1	5		
SREV	NICKEL	NI-3050	28	100		mg/Kg	++	1	5		
SREV	ZINC	ZN-3050	52	100		mg/Kg	++	1	5		M3

L70791-13 Tag: Measured: 8/15/2008 12:18:50 AM

Status	Parm_Stored	Type	Value	Dil	Qual	Units	Appv	MDL	RDL	Text Value	Ext Qual
SREV	BARIUM	BA-3050	184	100		mg/Kg	++	0.3	2		M1
REDO	BERYLLIUM	REG	0.4	100	B	mg/Kg	++	0.2	1		
SREV	CADMIUM	CD-3050		100	U	mg/Kg	++	0.5	2		
SREV	CHROMIUM	CR-3050	13	100		mg/Kg	++	1	5		ZG
SREV	COBALT	CO-3050	11	100		mg/Kg	++	1	5		
SREV	COPPER	CU-3050	361	100		mg/Kg	++	1	5		M3
REDO	MANGANESE	REG	361	100		mg/Kg	++	0.5	3		
SREV	MOLYBDENUM	MO-3050	87	100		mg/Kg	++	1	5		
SREV	NICKEL	NI-3050	30	100		mg/Kg	++	1	5		
SREV	ZINC	ZN-3050	51	100		mg/Kg	++	1	5		M3

L70791-14 Tag: Measured: 8/15/2008 12:22:16 AM

Status	Parm_Stored	Type	Value	Dil	Qual	Units	Appv	MDL	RDL	Text Value	Ext Qual
SREV	BARIUM	BA-3050	185	100		mg/Kg	++	0.3	2		M1
REDO	BERYLLIUM	REG	0.2	100	B	mg/Kg	++	0.2	1		
SREV	CADMIUM	CD-3050		100	U	mg/Kg	++	0.5	2		
SREV	CHROMIUM	CR-3050	14	100		mg/Kg	++	1	5		ZG
SREV	COBALT	CO-3050	10	100		mg/Kg	++	1	5		
SREV	COPPER	CU-3050	125	100		mg/Kg	++	1	5		M3
REDO	MANGANESE	REG	378	100		mg/Kg	++	0.5	3		
SREV	MOLYBDENUM	MO-3050	6	100		mg/Kg	++	1	5		
SREV	NICKEL	NI-3050	29	100		mg/Kg	++	1	5		
SREV	ZINC	ZN-3050	43	100		mg/Kg	++	1	5		M3

L70791-15

Tag: Measured: 8/15/2008 12:25:43 AM

Status	Parm_Stored	Type	Value	Dil	Qual	Units	Appv	MDL	RDL	Text Value	Ext Qual
SREV	BARIUM	BA-3050	173	100		mg/Kg	++	0.3	2		M1
REDO	BERYLLIUM	REG	0.5	100	B	mg/Kg	++	0.2	1		
SREV	CADMIUM	CD-3050		100	U	mg/Kg	++	0.5	2		
SREV	CHROMIUM	CR-3050	13	100		mg/Kg	++	1	5		ZG
SREV	COBALT	CO-3050	12	100		mg/Kg	++	1	5		
SREV	COPPER	CU-3050	376	100		mg/Kg	++	1	5		M3
REDO	MANGANESE	REG	421	100		mg/Kg	++	0.5	3		
SREV	MOLYBDENUM	MO-3050	107	100		mg/Kg	++	1	5		
SREV	NICKEL	NI-3050	32	100		mg/Kg	++	1	5		
SREV	ZINC	ZN-3050	60	100		mg/Kg	++	1	5		M3

L70791-16

Tag: Measured: 8/15/2008 12:29:11 AM

Status	Parm_Stored	Type	Value	Dil	Qual	Units	Appv	MDL	RDL	Text Value	Ext Qual
SREV	BARIUM	BA-3050	173	100		mg/Kg	++	0.3	2		M1
REDO	BERYLLIUM	REG	0.4	100	B	mg/Kg	++	0.2	1		
SREV	CADMIUM	CD-3050		100	U	mg/Kg	++	0.5	2		
SREV	CHROMIUM	CR-3050	9	100		mg/Kg	++	1	5		ZG
SREV	COBALT	CO-3050	9	100		mg/Kg	++	1	5		
SREV	COPPER	CU-3050	27	100		mg/Kg	++	1	5		M3
REDO	MANGANESE	REG	345	100		mg/Kg	++	0.5	3		
SREV	MOLYBDENUM	MO-3050	3	100	B	mg/Kg	++	1	5		
SREV	NICKEL	NI-3050	26	100		mg/Kg	++	1	5		
SREV	ZINC	ZN-3050	41	100		mg/Kg	++	1	5		M3

L70791-17

Tag: Measured: 8/15/2008 12:32:38 AM

Status	Parm_Stored	Type	Value	Dil	Qual	Units	Appv	MDL	RDL	Text Value	Ext Qual
SREV	BARIUM	BA-3050	118	100		mg/Kg	++	0.3	2		M1
REDO	BERYLLIUM	REG	0.5	100	B	mg/Kg	++	0.2	1		
SREV	CADMIUM	CD-3050		100	U	mg/Kg	++	0.5	2		
SREV	CHROMIUM	CR-3050	11	100		mg/Kg	++	1	5		ZG
SREV	COBALT	CO-3050	11	100		mg/Kg	++	1	5		
SREV	COPPER	CU-3050	1640	100		mg/Kg	++	1	5		M3
REDO	MANGANESE	REG	279	100		mg/Kg	++	0.5	3		
SREV	MOLYBDENUM	MO-3050	128	100		mg/Kg	++	1	5		
SREV	NICKEL	NI-3050	29	100		mg/Kg	++	1	5		
SREV	ZINC	ZN-3050	68	100		mg/Kg	++	1	5		M3

WG250000CCV2

Tag: Measured: 8/15/2008 12:36:05 AM

Status	Parm_Stored	Type	Value	Dil	Qual	Units	Appv	MDL	RDL	Text Value	Ext Qual
SREV	BARIUM	FOUND	1.0043	1		mg/L	++	0.003	0.02		
SREV	BARIUM	REC	100.4	1		%	++	0.003	0.02		
SREV	BERYLLIUM	FOUND	1.0146	1		mg/L	++	0.002	0.01		
SREV	BERYLLIUM	REC	101.5	1		%	++	0.002	0.01		
SREV	CADMIUM	FOUND	1.0234	1		mg/L	++	0.005	0.02		
SREV	CADMIUM	REC	102.3	1		%	++	0.005	0.02		
SREV	CHROMIUM	FOUND	1.034	1		mg/L	++	0.01	0.05		
SREV	CHROMIUM	REC	103.4	1		%	++	0.01	0.05		
SREV	COBALT	FOUND	0.992	1		mg/L	++	0.01	0.05		
SREV	COBALT	REC	99.2	1		%	++	0.01	0.05		
SREV	COPPER	FOUND	0.986	1		mg/L	++	0.01	0.05		
SREV	COPPER	REC	98.6	1		%	++	0.01	0.05		
SREV	MANGANESE	FOUND	1.0483	1		mg/L	++	0.005	0.03		
SREV	MANGANESE	REC	104.8	1		%	++	0.005	0.03		
SREV	MOLYBDENUM	FOUND	1.006	1		mg/L	++	0.01	0.05		
SREV	MOLYBDENUM	REC	100.6	1		%	++	0.01	0.05		
SREV	NICKEL	FOUND	1.083	1		mg/L	++	0.01	0.05		
SREV	NICKEL	REC	108.3	1		%	++	0.01	0.05		
SREV	ZINC	FOUND	1.04	1		mg/L	++	0.01	0.05		
SREV	ZINC	REC	104	1		%	++	0.01	0.05		

WG250000CCB2

Tag: Measured: 8/15/2008 12:39:32 AM

Status	Parm_Stored	Type	Value	Dil	Qual	Units	Appv	MDL	RDL	Text Value	Ext Qual
SREV	BARIUM	FOUND		1	U	mg/L	++	0.003	0.02		
SREV	BERYLLIUM	FOUND	0.0045	1	B	mg/L	++	0.002	0.01		
SREV	CADMIUM	FOUND		1	U	mg/L	++	0.005	0.02		
SREV	CHROMIUM	FOUND		1	U	mg/L	++	0.01	0.05		
SREV	COBALT	FOUND		1	U	mg/L	++	0.01	0.05		
SREV	COPPER	FOUND		1	U	mg/L	++	0.01	0.05		
SREV	MANGANESE	FOUND		1	U	mg/L	++	0.005	0.03		
SREV	MOLYBDENUM	FOUND		1	U	mg/L	++	0.01	0.05		
SREV	NICKEL	FOUND		1	U	mg/L	++	0.01	0.05		
SREV	ZINC	FOUND		1	U	mg/L	++	0.01	0.05		

L70791-18

Tag: Measured: 8/15/2008 12:43:00 AM

Status	Parm_Stored	Type	Value	Dil	Qual	Units	Appv	MDL	RDL	Text Value	Ext Qual
SREV	BARIUM	BA-3050	133	100		mg/Kg	++	0.3	2		M1
REDO	BERYLLIUM	REG	0.4	100	B	mg/Kg	++	0.2	1		
SREV	CADMIUM	CD-3050		100	U	mg/Kg	++	0.5	2		
SREV	CHROMIUM	CR-3050	9	100		mg/Kg	++	1	5		ZG
SREV	COBALT	CO-3050	9	100		mg/Kg	++	1	5		
SREV	COPPER	CU-3050	671	100		mg/Kg	++	1	5		M3
REDO	MANGANESE	REG	283	100		mg/Kg	++	0.5	3		
SREV	MOLYBDENUM	MO-3050	25	100		mg/Kg	++	1	5		
SREV	NICKEL	NI-3050	27	100		mg/Kg	++	1	5		
SREV	ZINC	ZN-3050	48	100		mg/Kg	++	1	5		M3

L70791-19

Tag: Measured: 8/15/2008 12:46:26 AM

Status	Parm_Stored	Type	Value	Dil	Qual	Units	Appv	MDL	RDL	Text Value	Ext Qual
SREV	BARIUM	BA-3050	158	100		mg/Kg	++	0.3	2		M1
REDO	BERYLLIUM	REG	0.3	100	B	mg/Kg	++	0.2	1		
SREV	CADMIUM	CD-3050		100	U	mg/Kg	++	0.5	2		
SREV	CHROMIUM	CR-3050	18	100		mg/Kg	++	1	5		ZG
SREV	COBALT	CO-3050	11	100		mg/Kg	++	1	5		
SREV	COPPER	CU-3050	2350	100		mg/Kg	++	1	5		M3
REDO	MANGANESE	REG	348	100		mg/Kg	++	0.5	3		
SREV	MOLYBDENUM	MO-3050	100	100		mg/Kg	++	1	5		
SREV	NICKEL	NI-3050	31	100		mg/Kg	++	1	5		
SREV	ZINC	ZN-3050	147	100		mg/Kg	++	1	5		M3

L70791-20

Tag: Measured: 8/15/2008 12:49:52 AM

Status	Parm_Stored	Type	Value	Dil	Qual	Units	Appv	MDL	RDL	Text Value	Ext Qual
SREV	BARIUM	BA-3050	87.9	100		mg/Kg	++	0.3	2		M1
REDO	BERYLLIUM	REG	0.4	100	B	mg/Kg	++	0.2	1		
SREV	CADMIUM	CD-3050	0.5	100	B	mg/Kg	++	0.5	2		
SREV	CHROMIUM	CR-3050	13	100		mg/Kg	++	1	5		ZG
SREV	COBALT	CO-3050	8	100		mg/Kg	++	1	5		
SREV	COPPER	CU-3050	4390	100		mg/Kg	++	1	5		M3
REDO	MANGANESE	REG	191	100		mg/Kg	++	0.5	3		
SREV	MOLYBDENUM	MO-3050	145	100		mg/Kg	++	1	5		
SREV	NICKEL	NI-3050	30	100		mg/Kg	++	1	5		
SREV	ZINC	ZN-3050	201	100		mg/Kg	++	1	5		M3

L70791-20SDL **Tag:** **Measured:** **8/15/2008 12:53:20 AM**

Status	Parm_Stored	Type	Value	Dil	Qual	Units	Appv	MDL	RDL	Text Value	Ext Qual
SREV	BARIUM	D	0.5	100		%	++	0.3	2		
SREV	BARIUM	FOUND	17.67	100		mg/Kg	++	0.3	2		
SREV	BARIUM	REG	88.35	100		mg/Kg	++	0.3	2		
FAIL	BERYLLIUM	D	387.5	100	B	%	ALRT	0.2	1		
FAIL	BERYLLIUM	FOUND	0.39	100	B	mg/Kg	++	0.2	1		
FAIL	BERYLLIUM	REG	1.95	100	B	mg/Kg	++	0.2	1		
SREV	CADMIUM	D		100	U	%	++	0.5	2		
SREV	CADMIUM	FOUND		100	U	mg/Kg	++	0.5	2		
SREV	CADMIUM	REG	0	100	U	mg/Kg	++	0.5	2		
SREV	CHROMIUM	D	11.5	100	B	%	ALRT	1	5		ZG
SREV	CHROMIUM	FOUND	2.9	100	B	mg/Kg	++	1	5		
SREV	CHROMIUM	REG	14.5	100	B	mg/Kg	++	1	5		
SREV	COBALT	D	6.3	100		%	++	1	5		
SREV	COBALT	FOUND	1.7	100	B	mg/Kg	++	1	5		
SREV	COBALT	REG	8.5	100	B	mg/Kg	++	1	5		
SREV	COPPER	D	4.1	100		%	++	1	5		
SREV	COPPER	FOUND	914	100		mg/Kg	++	1	5		
SREV	COPPER	REG	4570	100		mg/Kg	++	1	5		
SREV	MANGANESE	D	3.4	100		%	++	0.5	3		
SREV	MANGANESE	FOUND	39.5	100		mg/Kg	++	0.5	3		
SREV	MANGANESE	REG	197.5	100		mg/Kg	++	0.5	3		
SREV	MOLYBDENUM	D	6.2	100		%	++	1	5		
SREV	MOLYBDENUM	FOUND	30.8	100		mg/Kg	++	1	5		
SREV	MOLYBDENUM	REG	154	100		mg/Kg	++	1	5		
SREV	NICKEL	D	3.3	100		%	++	1	5		
SREV	NICKEL	FOUND	5.8	100		mg/Kg	++	1	5		
SREV	NICKEL	REG	29	100		mg/Kg	++	1	5		
SREV	ZINC	D	7.2	100		%	++	1	5		
SREV	ZINC	FOUND	43.1	100		mg/Kg	++	1	5		
SREV	ZINC	REG	215.5	100		mg/Kg	++	1	5		

L70791-20MS **Tag:** **Measured:** **8/15/2008 12:56:47 AM**

Status	Parm_Stored	Type	Value	Dil	Qual	Units	Appv	MDL	RDL	Text Value	Ext Qual
SREV	BARIUM	FOUND	169.43	100		mg/Kg	++	0.3	2		
SREV	BARIUM	REC	163.1	100		%	ALRT	0.3	2		M1
SREV	BERYLLIUM	FOUND	51.43	100		mg/Kg	++	0.2	1		
SREV	BERYLLIUM	REC	102.1	100		%	++	0.2	1		
SREV	CADMIUM	FOUND	50.86	100		mg/Kg	++	0.5	2		
SREV	CADMIUM	REC	100.7	100		%	++	0.5	2		
SREV	CHROMIUM	FOUND	66.7	100		mg/Kg	++	1	5		
SREV	CHROMIUM	REC	107.4	100		%	++	1	5		
SREV	COBALT	FOUND	59	100		mg/Kg	++	1	5		
SREV	COBALT	REC	102	100		%	++	1	5		
SREV	COPPER	FOUND	4817.9	100		mg/Kg	++	1	5		
SREV	COPPER	REC	855.8	100		%	ALRT	1	5		M3
FAIL	MANGANESE	FOUND	298.06	100		mg/Kg	++	0.5	3		
FAIL	MANGANESE	REC	214.1	100		%	ALRT	0.5	3		
SREV	MOLYBDENUM	FOUND	195.9	100		mg/Kg	++	1	5		
SREV	MOLYBDENUM	REC	101.8	100		%	++	1	5		
SREV	NICKEL	FOUND	83.8	100		mg/Kg	++	1	5		
SREV	NICKEL	REC	107.9	100		%	++	1	5		
SREV	ZINC	FOUND	271.8	100		mg/Kg	++	1	5		
SREV	ZINC	REC	141.6	100		%	ALRT	1	5		M3

L70791-20MSD **Tag:** **Measured:** **8/15/2008 1:00:13 AM**

Status	Parm_Stored	Type	Value	Dil	Qual	Units	Appv	MDL	RDL	Text Value	Ext Qual
SREV	BARIUM	FOUND	168.98	100		mg/Kg	++	0.3	2		
SREV	BARIUM	REC	162.2	100		%	ALRT	0.3	2		M1
SREV	BARIUM	RPD	0.27	100		%	++	0.3	2		
SREV	BERYLLIUM	FOUND	50.8	100		mg/Kg	++	0.2	1		
SREV	BERYLLIUM	REC	100.8	100		%	++	0.2	1		
SREV	BERYLLIUM	RPD	1.23	100		%	++	0.2	1		
SREV	CADMIUM	FOUND	50.69	100		mg/Kg	++	0.5	2		
SREV	CADMIUM	REC	100.4	100		%	++	0.5	2		
SREV	CADMIUM	RPD	0.33	100		%	++	0.5	2		
SREV	CHROMIUM	FOUND	64.5	100		mg/Kg	++	1	5		
SREV	CHROMIUM	REC	103	100		%	++	1	5		
SREV	CHROMIUM	RPD	3.35	100		%	++	1	5		
SREV	COBALT	FOUND	57.9	100		mg/Kg	++	1	5		
SREV	COBALT	REC	99.8	100		%	++	1	5		
SREV	COBALT	RPD	1.88	100		%	++	1	5		
SREV	COPPER	FOUND	4208.6	100		mg/Kg	++	1	5		
SREV	COPPER	REC	-362.8	100		%	ALRT	1	5		M3
SREV	COPPER	RPD	13.5	100		%	++	1	5		
FAIL	MANGANESE	FOUND	272.22	100		mg/Kg	++	0.5	3		
FAIL	MANGANESE	REC	162.4	100		%	ALRT	0.5	3		
FAIL	MANGANESE	RPD	9.06	100		%	++	0.5	3		
SREV	MOLYBDENUM	FOUND	194.2	100		mg/Kg	++	1	5		
SREV	MOLYBDENUM	REC	98.4	100		%	++	1	5		
SREV	MOLYBDENUM	RPD	0.87	100		%	++	1	5		
SREV	NICKEL	FOUND	85.4	100		mg/Kg	++	1	5		
SREV	NICKEL	REC	111.1	100		%	++	1	5		
SREV	NICKEL	RPD	1.89	100		%	++	1	5		
SREV	ZINC	FOUND	274.5	100		mg/Kg	++	1	5		
SREV	ZINC	REC	147	100		%	ALRT	1	5		M3
SREV	ZINC	RPD	0.99	100		%	++	1	5		

WG250000CCV3

Tag: Measured: 8/15/2008 1:03:39 AM

Status	Parm_Stored	Type	Value	Dil	Qual	Units	Appv	MDL	RDL	Text Value	Ext Qual
SREV	BARIUM	FOUND	0.9949	1		mg/L	++	0.003	0.02		
SREV	BARIUM	REC	99.5	1		%	++	0.003	0.02		
SREV	BERYLLIUM	FOUND	1.0229	1		mg/L	++	0.002	0.01		
SREV	BERYLLIUM	REC	102.3	1		%	++	0.002	0.01		
SREV	CADMIUM	FOUND	1.0445	1		mg/L	++	0.005	0.02		
SREV	CADMIUM	REC	104.5	1		%	++	0.005	0.02		
SREV	CHROMIUM	FOUND	1.042	1		mg/L	++	0.01	0.05		
SREV	CHROMIUM	REC	104.2	1		%	++	0.01	0.05		
SREV	COBALT	FOUND	1.007	1		mg/L	++	0.01	0.05		
SREV	COBALT	REC	100.7	1		%	++	0.01	0.05		
SREV	COPPER	FOUND	0.99	1		mg/L	++	0.01	0.05		
SREV	COPPER	REC	99	1		%	++	0.01	0.05		
SREV	MANGANESE	FOUND	1.0586	1		mg/L	++	0.005	0.03		
SREV	MANGANESE	REC	105.9	1		%	++	0.005	0.03		
SREV	MOLYBDENUM	FOUND	1.016	1		mg/L	++	0.01	0.05		
SREV	MOLYBDENUM	REC	101.6	1		%	++	0.01	0.05		
SREV	NICKEL	FOUND	1.104	1		mg/L	++	0.01	0.05		
SREV	NICKEL	REC	110.4	1		%	++	0.01	0.05		
SREV	ZINC	FOUND	1.066	1		mg/L	++	0.01	0.05		
SREV	ZINC	REC	106.6	1		%	++	0.01	0.05		

WG250000CCB3

Tag: Measured: 8/15/2008 1:07:06 AM

Status	Parm_Stored	Type	Value	Dil	Qual	Units	Appv	MDL	RDL	Text Value	Ext Qual
SREV	BARIUM	FOUND		1	U	mg/L	++	0.003	0.02		
SREV	BERYLLIUM	FOUND	0.0044	1	B	mg/L	++	0.002	0.01		
SREV	CADMIUM	FOUND		1	U	mg/L	++	0.005	0.02		
SREV	CHROMIUM	FOUND		1	U	mg/L	++	0.01	0.05		
SREV	COBALT	FOUND		1	U	mg/L	++	0.01	0.05		
SREV	COPPER	FOUND		1	U	mg/L	++	0.01	0.05		
SREV	MANGANESE	FOUND		1	U	mg/L	++	0.005	0.03		
SREV	MOLYBDENUM	FOUND		1	U	mg/L	++	0.01	0.05		
SREV	NICKEL	FOUND		1	U	mg/L	++	0.01	0.05		
SREV	ZINC	FOUND		1	U	mg/L	++	0.01	0.05		

WG250000
Instrument ID: ICP5
Date file created: 8/20/2008 12:22:38 PM
P:\PDFMerge\icp5\WG250000.CSV

Sample ID,Line,Mean,Volume,Units,RSD,Dev.,Date Sample,Rho,Method,,
CalBlk, Ag 328.068 r, 3274, 1.0000, mg/L, 0.2902, 10, 14 Aug 2008 22:49:04, -, EPA200.7/6010B
CalBlk, Al 396.152 r, 916, 1.0000, mg/L, 9.0115, 83, 14 Aug 2008 22:49:04, -, EPA200.7/6010B-
CalBlk, As 189.042 r, 137, 1.0000, mg/L, 9.4891, 13, 14 Aug 2008 22:49:04, -, EPA200.7/6010B-
CalBlk, B 249.677 r, 712, 1.0000, mg/L, 21.1525, 151, 14 Aug 2008 22:49:04, -, EPA200.7/6010B
CalBlk, Ba 493.409 r, 86830, 1.0000, mg/L, 0.7532, 654, 14 Aug 2008 22:49:04, -, EPA200.7/601
CalBlk, Be 234.861 r, -1722, 1.0000, mg/L, -10.0784, 174, 14 Aug 2008 22:49:04, -, EPA200.7/6
CalBlk, Bi 223.061 r, -309, 1.0000, mg/L, -27.1845, 84, 14 Aug 2008 22:49:04, -, EPA200.7/601
CalBlk, Ca 315.887 r, -1137, 1.0000, mg/L, -16.0950, 183, 14 Aug 2008 22:49:04, -, EPA200.7/6
CalBlk, Cd 214.441 r, -191, 1.0000, mg/L, -28.6089, 55, 14 Aug 2008 22:49:04, -, EPA200.7/601
CalBlk, Co 228.615 r, -143, 1.0000, mg/L, -42.4561, 61, 14 Aug 2008 22:49:04, -, EPA200.7/601
CalBlk, Cr 267.716 r, -673, 1.0000, mg/L, -13.7546, 93, 14 Aug 2008 22:49:04, -, EPA200.7/601
CalBlk, Cr 205.552 r, -51, 1.0000, mg/L, -45.0980, 23, 14 Aug 2008 22:49:04, -, EPA200.7/6010
CalBlk, Cu 324.754 r, 6958, 1.0000, mg/L, 1.1427, 80, 14 Aug 2008 22:49:04, -, EPA200.7/6010B
CalBlk, Fe 240.489 r, -15, 1.0000, mg/L, -173.3333, 26, 14 Aug 2008 22:49:04, -, EPA200.7/601
CalBlk, Fe 259.940 r, 218, 1.0000, mg/L, 12.1839, 27, 14 Aug 2008 22:49:04, -, EPA200.7/6010B
CalBlk, Ga 294.364 r, -1070, 1.0000, mg/L, -1.7757, 19, 14 Aug 2008 22:49:04, -, EPA200.7/601
CalBlk, K 766.491 r, 9338, 1.0000, mg/L, 4.2463, 397, 14 Aug 2008 22:49:04, -, EPA200.7/6010B
CalBlk, Li 670.784 r, 1881, 1.0000, mg/L, 16.8838, 318, 14 Aug 2008 22:49:04, -, EPA200.7/601
CalBlk, Mg 279.078 r, -105, 1.0000, mg/L, -25.3589, 27, 14 Aug 2008 22:49:04, -, EPA200.7/601
CalBlk, Mn 257.610 r, 770, 1.0000, mg/L, 5.5231, 43, 14 Aug 2008 22:49:04, -, EPA200.7/6010B-
CalBlk, Mo 202.030 r, 297, 1.0000, mg/L, 6.7340, 20, 14 Aug 2008 22:49:04, -, EPA200.7/6010B-
CalBlk, Na 330.237 r, 10956, 1.0000, mg/L, 3.3589, 368, 14 Aug 2008 22:49:04, -, EPA200.7/601
CalBlk, Na 589.592 r, 11860, 1.0000, mg/L, 7.8331, 929, 14 Aug 2008 22:49:04, -, EPA200.7/601
CalBlk, Ni 221.648 r, -483, 1.0000, mg/L, -16.4767, 80, 14 Aug 2008 22:49:04, -, EPA200.7/601
CalBlk, Ni 231.604 r, 723, 1.0000, mg/L, 5.1903, 38, 14 Aug 2008 22:49:04, -, EPA200.7/6010B-
CalBlk, Pb 220.353 r, 8, 1.0000, mg/L, 113.3333, 9, 14 Aug 2008 22:49:04, -, EPA200.7/6010B-I
CalBlk, Sb 206.833 r, 77, 1.0000, mg/L, 81.8182, 63, 14 Aug 2008 22:49:04, -, EPA200.7/6010B-
CalBlk, Sb 217.581 r, -452, 1.0000, mg/L, -5.9735, 27, 14 Aug 2008 22:49:04, -, EPA200.7/6010
CalBlk, Sc 361.383 r, 3569, 1.0000, mg/L, 5.0862, 182, 14 Aug 2008 22:49:04, -, EPA200.7/6010
CalBlk, Sc 357.253 r, 176863, 1.0000, mg/L, 0.6118, 1082, 14 Aug 2008 22:49:04, -, EPA200.7/6
CalBlk, Se 196.090 r, 17, 1.0000, mg/L, 57.5758, 10, 14 Aug 2008 22:49:04, -, EPA200.7/6010B-
CalBlk, Si 251.611 r, 182, 1.0000, mg/L, 39.5604, 72, 14 Aug 2008 22:49:04, -, EPA200.7/6010B
CalBlk, Sn 189.991 r, 14, 1.0000, mg/L, 40.7407, 6, 14 Aug 2008 22:49:04, -, EPA200.7/6010B-I
CalBlk, Sr 421.552 r, 1656, 1.0000, mg/L, 1.4799, 25, 14 Aug 2008 22:49:04, -, EPA200.7/6010B
CalBlk, Ti 337.280 r, -598, 1.0000, mg/L, -14.5485, 87, 14 Aug 2008 22:49:04, -, EPA200.7/601
CalBlk, Ti 334.941 r, 17667, 1.0000, mg/L, 0.5660, 100, 14 Aug 2008 22:49:04, -, EPA200.7/601
CalBlk, Tl 190.864 r, -153, 1.0000, mg/L, -21.5686, 33, 14 Aug 2008 22:49:04, -, EPA200.7/601
CalBlk, V 292.401 r, -135, 1.0000, mg/L, -104.4444, 141, 14 Aug 2008 22:49:04, -, EPA200.7/60
CalBlk, Zn 213.856 r, 1928, 1.0000, mg/L, 5.7573, 111, 14 Aug 2008 22:49:04, -, EPA200.7/6010
CalBlk, Zn 206.200 r, -95, 1.0000, mg/L, -24.8677, 24, 14 Aug 2008 22:49:04, -, EPA200.7/6010
CalBlk, Y 371.030 r, 5300865, 1.0000, mg/L, 0.1313, 6959, 14 Aug 2008 22:49:04, -, EPA200.7/6
CalStd1, Ag 328.068 r, 87249, 1.0000, mg/L, 1.4510, 1266, 14 Aug 2008 22:52:32, -, EPA200.7/6
CalStd1, Al 396.152 r, 380487, 1.0000, mg/L, 0.5598, 2130, 14 Aug 2008 22:52:32, -, EPA200.7/
CalStd1, As 189.042 r, 6951, 1.0000, mg/L, 0.2590, 18, 14 Aug 2008 22:52:32, -, EPA200.7/6010
CalStd1, B 249.677 r, 205397, 1.0000, mg/L, 0.7632, 1568, 14 Aug 2008 22:52:32, -, EPA200.7/6
CalStd1, Ba 493.409 r, 2103926, 1.0000, mg/L, 0.4326, 9103, 14 Aug 2008 22:52:32, -, EPA200.7
CalStd1, Be 234.861 r, 1746812, 1.0000, mg/L, 0.5548, 9691, 14 Aug 2008 22:52:32, -, EPA200.7
CalStd1, Bi 223.061 r, 19765, 1.0000, mg/L, 1.7633, 349, 14 Aug 2008 22:52:32, -, EPA200.7/60
CalStd1, Ca 315.887 r, 436104, 1.0000, mg/L, 0.4444, 1938, 14 Aug 2008 22:52:32, -, EPA200.7/
CalStd1, Cd 214.441 r, 112748, 1.0000, mg/L, 0.3291, 371, 14 Aug 2008 22:52:32, -, EPA200.7/6
CalStd1, Co 228.615 r, 51636, 1.0000, mg/L, 0.5713, 295, 14 Aug 2008 22:52:32, -, EPA200.7/60
CalStd1, Cr 267.716 r, 181077, 1.0000, mg/L, 0.5384, 975, 14 Aug 2008 22:52:32, -, EPA200.7/6
CalStd1, Cr 205.552 r, 126615, 1.0000, mg/L, 0.4407, 558, 14 Aug 2008 22:52:32, -, EPA200.7/6
CalStd1, Cu 324.754 r, 413977, 1.0000, mg/L, 0.6532, 2704, 14 Aug 2008 22:52:32, -, EPA200.7/

CalStd1, Fe 240.489 r, 199383, 1.0000, mg/L, 0.3699, 738, 14 Aug 2008 22:52:32, -, EPA200.7/6
CalStd1, Fe 259.940 r, 486537, 1.0000, mg/L, 0.5964, 2902, 14 Aug 2008 22:52:32, -, EPA200.7/
CalStd1, Ga 294.364 r, 9327, 1.0000, mg/L, 0.3914, 37, 14 Aug 2008 22:52:32, -, EPA200.7/6010
CalStd1, K 766.491 r, 184048, 1.0000, mg/L, 1.0565, 1945, 14 Aug 2008 22:52:32, -, EPA200.7/6
CalStd1, Li 670.784 r, 567363, 1.0000, mg/L, 0.5210, 2956, 14 Aug 2008 22:52:32, -, EPA200.7/
CalStd1, Mg 279.078 r, 79769, 1.0000, mg/L, 0.7089, 566, 14 Aug 2008 22:52:32, -, EPA200.7/60
CalStd1, Mn 257.610 r, 539538, 1.0000, mg/L, 0.5188, 2799, 14 Aug 2008 22:52:32, -, EPA200.7/
CalStd1, Mo 202.030 r, 31929, 1.0000, mg/L, 0.0720, 23, 14 Aug 2008 22:52:32, -, EPA200.7/601
CalStd1, Na 330.237 r, 15033, 1.0000, mg/L, 1.2340, 186, 14 Aug 2008 22:52:32, -, EPA200.7/60
CalStd1, Na 589.592 r, 117880, 1.0000, mg/L, 0.6939, 818, 14 Aug 2008 22:52:32, -, EPA200.7/6
CalStd1, Ni 221.648 r, 51053, 1.0000, mg/L, 0.9118, 466, 14 Aug 2008 22:52:32, -, EPA200.7/60
CalStd1, Ni 231.604 r, 40956, 1.0000, mg/L, 0.5396, 221, 14 Aug 2008 22:52:32, -, EPA200.7/60
CalStd1, Pb 220.353 r, 26884, 1.0000, mg/L, 0.5691, 153, 14 Aug 2008 22:52:32, -, EPA200.7/60
CalStd1, Sb 206.833 r, 7063, 1.0000, mg/L, 0.2265, 16, 14 Aug 2008 22:52:32, -, EPA200.7/6010
CalStd1, Sb 217.581 r, 4936, 1.0000, mg/L, 4.3866, 217, 14 Aug 2008 22:52:32, -, EPA200.7/601
CalStd1, Sc 361.383 r, 2651676, 1.0000, mg/L, 0.4611, 12227, 14 Aug 2008 22:52:32, -, EPA200.
CalStd1, Sc 357.253 r, 2098954, 1.0000, mg/L, 0.4835, 10149, 14 Aug 2008 22:52:32, -, EPA200.
CalStd1, Se 196.090 r, 5414, 1.0000, mg/L, 0.0185, 1, 14 Aug 2008 22:52:32, -, EPA200.7/6010B
CalStd1, Si 251.611 r, 88186, 1.0000, mg/L, 0.6509, 574, 14 Aug 2008 22:52:32, -, EPA200.7/60
CalStd1, Sn 189.991 r, 23478, 1.0000, mg/L, 0.5857, 138, 14 Aug 2008 22:52:32, -, EPA200.7/60
CalStd1, Sr 421.552 r, 6158238, 1.0000, mg/L, 0.4937, 30403, 14 Aug 2008 22:52:32, -, EPA200.
CalStd1, Ti 337.280 r, 338706, 1.0000, mg/L, 0.5543, 1878, 14 Aug 2008 22:52:32, -, EPA200.7/
CalStd1, Ti 334.941 r, 812970, 1.0000, mg/L, 0.5052, 4107, 14 Aug 2008 22:52:32, -, EPA200.7/
CalStd1, Tl 190.864 r, 26926, 1.0000, mg/L, 0.0074, 2, 14 Aug 2008 22:52:32, -, EPA200.7/6010
CalStd1, V 292.401 r, 175142, 1.0000, mg/L, 0.6509, 1140, 14 Aug 2008 22:52:32, -, EPA200.7/6
CalStd1, Zn 213.856 r, 135281, 1.0000, mg/L, 0.5167, 699, 14 Aug 2008 22:52:32, -, EPA200.7/6
CalStd1, Zn 206.200 r, 71072, 1.0000, mg/L, 0.7507, 534, 14 Aug 2008 22:52:32, -, EPA200.7/60
CalStd1, Y 371.030 r, 5432542, 1.0000, mg/L, 0.5351, 29069, 14 Aug 2008 22:52:32, -, EPA200.7
CalStd2, Ag 328.068 r, 174012, 1.0000, mg/L, 0.0736, 128, 14 Aug 2008 22:55:59, -, EPA200.7/6
CalStd2, Al 396.152 r, 790181, 1.0000, mg/L, 0.4186, 3308, 14 Aug 2008 22:55:59, -, EPA200.7/
CalStd2, As 189.042 r, 14629, 1.0000, mg/L, 0.2700, 40, 14 Aug 2008 22:55:59, -, EPA200.7/601
CalStd2, B 249.677 r, 427076, 1.0000, mg/L, 0.0997, 426, 14 Aug 2008 22:55:59, -, EPA200.7/60
CalStd2, Ba 493.409 r, 4214717, 1.0000, mg/L, 0.0186, 783, 14 Aug 2008 22:55:59, -, EPA200.7/
CalStd2, Be 234.861 r, 3625073, 1.0000, mg/L, 0.3168, 11483, 14 Aug 2008 22:55:59, -, EPA200.
CalStd2, Bi 223.061 r, 40898, 1.0000, mg/L, 0.1308, 54, 14 Aug 2008 22:55:59, -, EPA200.7/601
CalStd2, Ca 315.887 r, 911550, 1.0000, mg/L, 0.2760, 2516, 14 Aug 2008 22:55:59, -, EPA200.7/
CalStd2, Cd 214.441 r, 232351, 1.0000, mg/L, 0.6858, 1594, 14 Aug 2008 22:55:59, -, EPA200.7/
CalStd2, Co 228.615 r, 105017, 1.0000, mg/L, 0.1205, 127, 14 Aug 2008 22:55:59, -, EPA200.7/6
CalStd2, Cr 267.716 r, 370792, 1.0000, mg/L, 0.3200, 1187, 14 Aug 2008 22:55:59, -, EPA200.7/
CalStd2, Cr 205.552 r, 259800, 1.0000, mg/L, 0.4838, 1257, 14 Aug 2008 22:55:59, -, EPA200.7/
CalStd2, Cu 324.754 r, 845011, 1.0000, mg/L, 0.0427, 361, 14 Aug 2008 22:55:59, -, EPA200.7/6
CalStd2, Fe 240.489 r, 410317, 1.0000, mg/L, 0.5693, 2336, 14 Aug 2008 22:55:59, -, EPA200.7/
CalStd2, Fe 259.940 r, 999199, 1.0000, mg/L, 0.3252, 3250, 14 Aug 2008 22:55:59, -, EPA200.7/
CalStd2, Ga 294.364 r, 20808, 1.0000, mg/L, 1.3961, 291, 14 Aug 2008 22:55:59, -, EPA200.7/60
CalStd2, K 766.491 r, 370492, 1.0000, mg/L, 0.6055, 2244, 14 Aug 2008 22:55:59, -, EPA200.7/6
CalStd2, Li 670.784 r, 1171516, 1.0000, mg/L, 0.0304, 357, 14 Aug 2008 22:55:59, -, EPA200.7/
CalStd2, Mg 279.078 r, 167187, 1.0000, mg/L, 0.3236, 541, 14 Aug 2008 22:55:59, -, EPA200.7/6
CalStd2, Mn 257.610 r, 1109505, 1.0000, mg/L, 0.4121, 4572, 14 Aug 2008 22:55:59, -, EPA200.7
CalStd2, Mo 202.030 r, 65346, 1.0000, mg/L, 0.4599, 301, 14 Aug 2008 22:55:59, -, EPA200.7/60
CalStd2, Na 330.237 r, 20674, 1.0000, mg/L, 2.1960, 454, 14 Aug 2008 22:55:59, -, EPA200.7/60
CalStd2, Na 589.592 r, 229685, 1.0000, mg/L, 0.1369, 315, 14 Aug 2008 22:55:59, -, EPA200.7/6
CalStd2, Ni 221.648 r, 104486, 1.0000, mg/L, 0.2886, 302, 14 Aug 2008 22:55:59, -, EPA200.7/6
CalStd2, Ni 231.604 r, 83126, 1.0000, mg/L, 0.1065, 89, 14 Aug 2008 22:55:59, -, EPA200.7/601
CalStd2, Pb 220.353 r, 55390, 1.0000, mg/L, 0.2085, 116, 14 Aug 2008 22:55:59, -, EPA200.7/60
CalStd2, Sb 206.833 r, 14446, 1.0000, mg/L, 0.0935, 14, 14 Aug 2008 22:55:59, -, EPA200.7/601
CalStd2, Sb 217.581 r, 10768, 1.0000, mg/L, 0.9241, 100, 14 Aug 2008 22:55:59, -, EPA200.7/60
CalStd2, Sc 361.383 r, 5395540, 1.0000, mg/L, 0.4937, 26636, 14 Aug 2008 22:55:59, -, EPA200.
CalStd2, Sc 357.253 r, 4102218, 1.0000, mg/L, 0.3053, 12524, 14 Aug 2008 22:55:59, -, EPA200.
CalStd2, Se 196.090 r, 11099, 1.0000, mg/L, 0.2208, 25, 14 Aug 2008 22:55:59, -, EPA200.7/601
CalStd2, Si 251.611 r, 182555, 1.0000, mg/L, 0.3897, 712, 14 Aug 2008 22:55:59, -, EPA200.7/6

CalStd2, Sn 189.991 r, 48644, 1.0000, mg/L, 0.2282, 111, 14 Aug 2008 22:55:59, -, EPA200.7/60
CalStd2, Sr 421.552 r, 12417776, 1.0000, mg/L, 0.0951, 11806, 14 Aug 2008 22:55:59, -, EPA200
CalStd2, Ti 337.280 r, 704963, 1.0000, mg/L, 0.2880, 2031, 14 Aug 2008 22:55:59, -, EPA200.7/
CalStd2, Ti 334.941 r, 1664266, 1.0000, mg/L, 0.4554, 7579, 14 Aug 2008 22:55:59, -, EPA200.7
CalStd2, Tl 190.864 r, 55657, 1.0000, mg/L, 0.3818, 213, 14 Aug 2008 22:55:59, -, EPA200.7/60
CalStd2, V 292.401 r, 361665, 1.0000, mg/L, 0.1373, 497, 14 Aug 2008 22:55:59, -, EPA200.7/60
CalStd2, Zn 213.856 r, 277887, 1.0000, mg/L, 0.1304, 363, 14 Aug 2008 22:55:59, -, EPA200.7/6
CalStd2, Zn 206.200 r, 145607, 1.0000, mg/L, 0.3678, 536, 14 Aug 2008 22:55:59, -, EPA200.7/6
CalStd2, Y 371.030 r, 5563704, 1.0000, mg/L, 0.0125, 695, 14 Aug 2008 22:55:59, -, EPA200.7/6
CalStd3, Ag 328.068 r, 4156, 1.0000, mg/L, 1.6121, 67, 14 Aug 2008 22:59:27, -, EPA200.7/6010
CalStd3, Al 396.152 r, -4123, 1.0000, mg/L, -0.4730, 20, 14 Aug 2008 22:59:27, -, EPA200.7/60
CalStd3, As 189.042 r, 102, 1.0000, mg/L, 60.7843, 62, 14 Aug 2008 22:59:27, -, EPA200.7/6010
CalStd3, B 249.677 r, 602, 1.0000, mg/L, 8.5619, 52, 14 Aug 2008 22:59:27, -, EPA200.7/6010B-
CalStd3, Ba 493.409 r, 94907, 1.0000, mg/L, 0.6796, 645, 14 Aug 2008 22:59:27, -, EPA200.7/60
CalStd3, Be 234.861 r, -1966, 1.0000, mg/L, -16.5819, 326, 14 Aug 2008 22:59:27, -, EPA200.7/
CalStd3, Bi 223.061 r, -245, 1.0000, mg/L, -29.3878, 72, 14 Aug 2008 22:59:27, -, EPA200.7/60
CalStd3, Ca 315.887 r, 16789238, 1.0000, mg/L, 0.5775, 96957, 14 Aug 2008 22:59:27, -, EPA200
CalStd3, Cd 214.441 r, -79, 1.0000, mg/L, -65.6051, 52, 14 Aug 2008 22:59:27, -, EPA200.7/601
CalStd3, Co 228.615 r, -102, 1.0000, mg/L, -12.7451, 13, 14 Aug 2008 22:59:27, -, EPA200.7/60
CalStd3, Cr 267.716 r, -580, 1.0000, mg/L, -8.1034, 47, 14 Aug 2008 22:59:27, -, EPA200.7/601
CalStd3, Cr 205.552 r, 80, 1.0000, mg/L, 138.7500, 111, 14 Aug 2008 22:59:27, -, EPA200.7/601
CalStd3, Cu 324.754 r, 9597, 1.0000, mg/L, 2.8134, 270, 14 Aug 2008 22:59:27, -, EPA200.7/601
CalStd3, Fe 240.489 r, -300, 1.0000, mg/L, -34.6667, 104, 14 Aug 2008 22:59:27, -, EPA200.7/6
CalStd3, Fe 259.940 r, 1021, 1.0000, mg/L, 3.5767, 37, 14 Aug 2008 22:59:27, -, EPA200.7/6010
CalStd3, Ga 294.364 r, -612, 1.0000, mg/L, -20.2614, 124, 14 Aug 2008 22:59:27, -, EPA200.7/6
CalStd3, K 766.491 r, 3712280, 1.0000, mg/L, 0.6218, 23084, 14 Aug 2008 22:59:27, -, EPA200.7
CalStd3, Li 670.784 r, 1718, 1.0000, mg/L, 52.4447, 901, 14 Aug 2008 22:59:27, -, EPA200.7/60
CalStd3, Mg 279.078 r, 825673, 1.0000, mg/L, 0.7146, 5901, 14 Aug 2008 22:59:27, -, EPA200.7/
CalStd3, Mn 257.610 r, 1702, 1.0000, mg/L, 6.6392, 113, 14 Aug 2008 22:59:27, -, EPA200.7/601
CalStd3, Mo 202.030 r, 422, 1.0000, mg/L, 14.8280, 63, 14 Aug 2008 22:59:27, -, EPA200.7/6010
CalStd3, Na 330.237 r, 84015, 1.0000, mg/L, 0.4844, 407, 14 Aug 2008 22:59:27, -, EPA200.7/60
CalStd3, Na 589.592 r, 10795382, 1.0000, mg/L, 0.6360, 68660, 14 Aug 2008 22:59:27, -, EPA200
CalStd3, Ni 221.648 r, -506, 1.0000, mg/L, -4.6489, 24, 14 Aug 2008 22:59:27, -, EPA200.7/601
CalStd3, Ni 231.604 r, 1058, 1.0000, mg/L, 4.9149, 52, 14 Aug 2008 22:59:27, -, EPA200.7/6010
CalStd3, Pb 220.353 r, 28, 1.0000, mg/L, 361.8182, 100, 14 Aug 2008 22:59:27, -, EPA200.7/601
CalStd3, Sb 206.833 r, 90, 1.0000, mg/L, 210.6145, 189, 14 Aug 2008 22:59:27, -, EPA200.7/601
CalStd3, Sb 217.581 r, -310, 1.0000, mg/L, -26.1290, 81, 14 Aug 2008 22:59:27, -, EPA200.7/60
CalStd3, Sc 361.383 r, 4627, 1.0000, mg/L, 5.3280, 247, 14 Aug 2008 22:59:27, -, EPA200.7/601
CalStd3, Sc 357.253 r, 189813, 1.0000, mg/L, 0.1220, 232, 14 Aug 2008 22:59:27, -, EPA200.7/6
CalStd3, Se 196.090 r, 77, 1.0000, mg/L, 80.5195, 62, 14 Aug 2008 22:59:27, -, EPA200.7/6010B
CalStd3, Si 251.611 r, 278, 1.0000, mg/L, 3.5971, 10, 14 Aug 2008 22:59:27, -, EPA200.7/6010B
CalStd3, Sn 189.991 r, -82, 1.0000, mg/L, -31.7073, 26, 14 Aug 2008 22:59:27, -, EPA200.7/601
CalStd3, Sr 421.552 r, 8860, 1.0000, mg/L, 6.3265, 561, 14 Aug 2008 22:59:27, -, EPA200.7/601
CalStd3, Ti 337.280 r, -1201, 1.0000, mg/L, -21.0658, 253, 14 Aug 2008 22:59:27, -, EPA200.7/
CalStd3, Ti 334.941 r, 1176, 1.0000, mg/L, 13.3503, 157, 14 Aug 2008 22:59:27, -, EPA200.7/60
CalStd3, Tl 190.864 r, -127, 1.0000, mg/L, -15.4150, 20, 14 Aug 2008 22:59:27, -, EPA200.7/60
CalStd3, V 292.401 r, 465, 1.0000, mg/L, 21.2903, 99, 14 Aug 2008 22:59:27, -, EPA200.7/6010B
CalStd3, Zn 213.856 r, 2346, 1.0000, mg/L, 4.2199, 99, 14 Aug 2008 22:59:27, -, EPA200.7/6010
CalStd3, Zn 206.200 r, 100, 1.0000, mg/L, 23.6181, 24, 14 Aug 2008 22:59:27, -, EPA200.7/6010
CalStd3, Y 371.030 r, 5556170, 1.0000, mg/L, 0.9729, 54058, 14 Aug 2008 22:59:27, -, EPA200.7
ICV, Ag 328.068 r, 1.0088, 1.0000, mg/L, 0.3802, 0.0038, 14 Aug 2008 23:02:55, -, EPA200.7/60
ICV, Al 396.152 r, 1.9741, 1.0000, mg/L, 0.4938, 0.0097, 14 Aug 2008 23:02:55, -, EPA200.7/60
ICV, As 189.042 r, 4.0568, 1.0000, mg/L, 0.3237, 0.0131, 14 Aug 2008 23:02:55, -, EPA200.7/60
ICV, B 249.677 r, 2.0019, 1.0000, mg/L, 0.2235, 0.0045, 14 Aug 2008 23:02:55, -, EPA200.7/601
ICV, Ba 493.409 r, 2.0377, 1.0000, mg/L, 0.0761, 0.0016, 14 Aug 2008 23:02:55, -, EPA200.7/60
ICV, Be 234.861 r, 2.0234, 1.0000, mg/L, 0.0207, 0.0004, 14 Aug 2008 23:02:55, -, EPA200.7/60
ICV, Bi 223.061 r, 1.9187, 1.0000, mg/L, 0.0383, 0.0007, 14 Aug 2008 23:02:55, -, EPA200.7/60
ICV, Ca 315.887 r, 98.4878, 1.0000, mg/L, 0.0496, 0.0489, 14 Aug 2008 23:02:55, -, EPA200.7/6
ICV, Cd 214.441 r, 1.9390, 1.0000, mg/L, 0.1326, 0.0026, 14 Aug 2008 23:02:55, -, EPA200.7/60
ICV, Co 228.615 r, 1.9007, 1.0000, mg/L, 0.1444, 0.0027, 14 Aug 2008 23:02:55, -, EPA200.7/60

```
ICV, Cr 267.716 r, 1.9748, 1.0000, mg/L, 0.1657, 0.0033, 14 Aug 2008  23:02:55, -, EPA200.7/60
ICV, Cr 205.552 r, 1.9890, 1.0000, mg/L, 0.2288, 0.0046, 14 Aug 2008  23:02:55, -, EPA200.7/60
ICV, Cu 324.754 r, 1.9887, 1.0000, mg/L, 0.2698, 0.0054, 14 Aug 2008  23:02:55, -, EPA200.7/60
ICV, Fe 240.489 r, 1.9211, 1.0000, mg/L, 0.2052, 0.0039, 14 Aug 2008  23:02:55, -, EPA200.7/60
ICV, Fe 259.940 r, 1.9495, 1.0000, mg/L, 0.0463, 0.0009, 14 Aug 2008  23:02:55, -, EPA200.7/60
ICV, Ga 294.364 r, 2.1054, 1.0000, mg/L, 0.4794, 0.0101, 14 Aug 2008  23:02:55, -, EPA200.7/60
ICV, K 766.491 r, 19.5777, 1.0000, mg/L, 0.0838, 0.0164, 14 Aug 2008  23:02:55, -, EPA200.7/60
ICV, Li 670.784 r, 1.9761, 1.0000, mg/L, 0.0659, 0.0013, 14 Aug 2008  23:02:55, -, EPA200.7/60
ICV, Mg 279.078 r, 100.3350, 1.0000, mg/L, 0.0817, 0.0820, 14 Aug 2008  23:02:55, -, EPA200.7/
ICV, Mn 257.610 r, 2.0488, 1.0000, mg/L, 0.0194, 0.0004, 14 Aug 2008  23:02:55, -, EPA200.7/60
ICV, Mo 202.030 r, 1.9558, 1.0000, mg/L, 0.1501, 0.0029, 14 Aug 2008  23:02:55, -, EPA200.7/60
ICV, Na 330.237 r, 104.4563, 1.0000, mg/L, 0.3671, 0.3835, 14 Aug 2008  23:02:55, -, EPA200.7/
ICV, Na 589.592 r, 99.3681, 1.0000, mg/L, 0.0100, 0.0099, 14 Aug 2008  23:02:55, -, EPA200.7/6
ICV, Ni 221.648 r, 2.0703, 1.0000, mg/L, 0.1253, 0.0026, 14 Aug 2008  23:02:55, -, EPA200.7/60
ICV, Ni 231.604 r, 1.9125, 1.0000, mg/L, 0.1585, 0.0030, 14 Aug 2008  23:02:55, -, EPA200.7/60
ICV, Pb 220.353 r, 3.8384, 1.0000, mg/L, 0.2340, 0.0090, 14 Aug 2008  23:02:55, -, EPA200.7/60
ICV, Sb 206.833 r, 3.7857, 1.0000, mg/L, 0.3213, 0.0122, 14 Aug 2008  23:02:55, -, EPA200.7/60
ICV, Sb 217.581 r, 3.9401, 1.0000, mg/L, 0.1699, 0.0067, 14 Aug 2008  23:02:55, -, EPA200.7/60
ICV, Sc 361.383 r, 1.9593, 1.0000, mg/L, 0.0859, 0.0017, 14 Aug 2008  23:02:55, -, EPA200.7/60
ICV, Sc 357.253 r, 1.9583, 1.0000, mg/L, 0.1183, 0.0023, 14 Aug 2008  23:02:55, -, EPA200.7/60
ICV, Se 196.090 r, 3.9872, 1.0000, mg/L, 0.5193, 0.0207, 14 Aug 2008  23:02:55, -, EPA200.7/60
ICV, Si 251.611 r, 19.5692, 1.0000, mg/L, 0.0344, 0.0067, 14 Aug 2008  23:02:55, -, EPA200.7/6
ICV, Sn 189.991 r, 2.0151, 1.0000, mg/L, 0.5523, 0.0111, 14 Aug 2008  23:02:55, -, EPA200.7/60
ICV, Sr 421.552 r, 2.0300, 1.0000, mg/L, 0.2198, 0.0045, 14 Aug 2008  23:02:55, -, EPA200.7/60
ICV, Ti 337.280 r, 1.9627, 1.0000, mg/L, 0.1147, 0.0023, 14 Aug 2008  23:02:55, -, EPA200.7/60
ICV, Ti 334.941 r, 1.9414, 1.0000, mg/L, 0.2415, 0.0047, 14 Aug 2008  23:02:55, -, EPA200.7/60
ICV, Tl 190.864 r, 3.9889, 1.0000, mg/L, 1.7904, 0.0714, 14 Aug 2008  23:02:55, -, EPA200.7/60
ICV, V 292.401 r, 2.0566, 1.0000, mg/L, 0.1155, 0.0024, 14 Aug 2008  23:02:55, -, EPA200.7/601
ICV, Zn 213.856 r, 2.0124, 1.0000, mg/L, 0.1113, 0.0022, 14 Aug 2008  23:02:55, -, EPA200.7/60
ICV, Zn 206.200 r, 1.9666, 1.0000, mg/L, 0.2124, 0.0042, 14 Aug 2008  23:02:55, -, EPA200.7/60
ICV, Y 371.030 r, 1.0246, 1.0000, mg/L, 0.5241, 0.0054, 14 Aug 2008  23:02:55, -, EPA200.7/601
ICB, Ag 328.068 r, -0.0004, 1.0000, mg/L, -232.1628, 0.0009, 14 Aug 2008  23:06:23, -, EPA200.
ICB, Al 396.152 r, 0.0237, 1.0000, mg/L, 6.7545, 0.0016, 14 Aug 2008  23:06:23, -, EPA200.7/60
ICB, As 189.042 r, 0.0291, 1.0000, mg/L, 86.9126, 0.0253, 14 Aug 2008  23:06:23, -, EPA200.7/6
ICB, B 249.677 r, 0.0147, 1.0000, mg/L, 1.5722, 0.0002, 14 Aug 2008  23:06:23, -, EPA200.7/601
ICB, Ba 493.409 r, -0.0004, 1.0000, mg/L, -24.0862, 0.0001, 14 Aug 2008  23:06:23, -, EPA200.7
ICB, Be 234.861 r, 0.0045, 1.0000, mg/L, 2.5354, 0.0001, 14 Aug 2008  23:06:23, -, EPA200.7/60
ICB, Bi 223.061 r, 0.0184, 1.0000, mg/L, 51.4927, 0.0095, 14 Aug 2008  23:06:23, -, EPA200.7/6
ICB, Ca 315.887 r, -0.1866, 1.0000, mg/L, -4.8879, 0.0091, 14 Aug 2008  23:06:23, -, EPA200.7/
ICB, Cd 214.441 r, 0.0017, 1.0000, mg/L, 25.0075, 0.0004, 14 Aug 2008  23:06:23, -, EPA200.7/6
ICB, Co 228.615 r, -0.0038, 1.0000, mg/L, -0.9763, 0.0000, 14 Aug 2008  23:06:23, -, EPA200.7/
ICB, Cr 267.716 r, -0.0021, 1.0000, mg/L, -17.6729, 0.0004, 14 Aug 2008  23:06:23, -, EPA200.7
ICB, Cr 205.552 r, 0.0026, 1.0000, mg/L, 24.1089, 0.0006, 14 Aug 2008  23:06:23, -, EPA200.7/6
ICB, Cu 324.754 r, 0.0028, 1.0000, mg/L, 18.1423, 0.0005, 14 Aug 2008  23:06:23, -, EPA200.7/6
ICB, Fe 240.489 r, 0.0054, 1.0000, mg/L, 9.7220, 0.0005, 14 Aug 2008  23:06:23, -, EPA200.7/60
ICB, Fe 259.940 r, 0.0040, 1.0000, mg/L, 6.8352, 0.0003, 14 Aug 2008  23:06:23, -, EPA200.7/60
ICB, Ga 294.364 r, 0.0009, 1.0000, mg/L, 2375.3346, 0.0214, 14 Aug 2008  23:06:23, -, EPA200.7
ICB, K 766.491 r, 0.1117, 1.0000, mg/L, 13.1467, 0.0147, 14 Aug 2008  23:06:23, -, EPA200.7/60
ICB, Li 670.784 r, 0.0009, 1.0000, mg/L, 98.7530, 0.0009, 14 Aug 2008  23:06:23, -, EPA200.7/6
ICB, Mg 279.078 r, 0.0012, 1.0000, mg/L, 901.1936, 0.0110, 14 Aug 2008  23:06:23, -, EPA200.7/
ICB, Mn 257.610 r, 0.0020, 1.0000, mg/L, 8.8465, 0.0002, 14 Aug 2008  23:06:23, -, EPA200.7/60
ICB, Mo 202.030 r, 0.0050, 1.0000, mg/L, 14.5056, 0.0007, 14 Aug 2008  23:06:23, -, EPA200.7/6
ICB, Na 330.237 r, -4.3485, 1.0000, mg/L, -1.7637, 0.0767, 14 Aug 2008  23:06:23, -, EPA200.7/
ICB, Na 589.592 r, 0.0919, 1.0000, mg/L, 13.9083, 0.0128, 14 Aug 2008  23:06:23, -, EPA200.7/6
ICB, Ni 221.648 r, -0.0020, 1.0000, mg/L, -16.6629, 0.0003, 14 Aug 2008  23:06:23, -, EPA200.7
ICB, Ni 231.604 r, 0.0008, 1.0000, mg/L, 258.2376, 0.0020, 14 Aug 2008  23:06:23, -, EPA200.7/
ICB, Pb 220.353 r, 0.0235, 1.0000, mg/L, 83.9738, 0.0197, 14 Aug 2008  23:06:23, -, EPA200.7/6
ICB, Sb 206.833 r, -0.0005, 1.0000, mg/L, -875.5064, 0.0045, 14 Aug 2008  23:06:23, -, EPA200.
ICB, Sb 217.581 r, 0.0135, 1.0000, mg/L, 165.2397, 0.0223, 14 Aug 2008  23:06:23, -, EPA200.7/
ICB, Sc 361.383 r, -0.0021, 1.0000, mg/L, -11.6760, 0.0002, 14 Aug 2008  23:06:23, -, EPA200.7
```

ICB, Sc 357.253 r, -0.0019, 1.0000, mg/L, -25.0181, 0.0005, 14 Aug 2008 23:06:23, -, EPA200.7
ICB, Se 196.090 r, 0.0222, 1.0000, mg/L, 54.4692, 0.0121, 14 Aug 2008 23:06:23, -, EPA200.7/6
ICB, Si 251.611 r, 0.0111, 1.0000, mg/L, 29.1738, 0.0032, 14 Aug 2008 23:06:23, -, EPA200.7/6
ICB, Sn 189.991 r, 0.0073, 1.0000, mg/L, 22.2685, 0.0016, 14 Aug 2008 23:06:23, -, EPA200.7/6
ICB, Sr 421.552 r, -0.0047, 1.0000, mg/L, -3.2754, 0.0002, 14 Aug 2008 23:06:23, -, EPA200.7/
ICB, Ti 337.280 r, 0.0010, 1.0000, mg/L, 22.5005, 0.0002, 14 Aug 2008 23:06:23, -, EPA200.7/6
ICB, Ti 334.941 r, 0.0016, 1.0000, mg/L, 13.4377, 0.0002, 14 Aug 2008 23:06:23, -, EPA200.7/6
ICB, Tl 190.864 r, 0.0301, 1.0000, mg/L, 0.4162, 0.0001, 14 Aug 2008 23:06:23, -, EPA200.7/60
ICB, V 292.401 r, 0.0004, 1.0000, mg/L, 103.5313, 0.0004, 14 Aug 2008 23:06:23, -, EPA200.7/6
ICB, Zn 213.856 r, 0.0032, 1.0000, mg/L, 6.9319, 0.0002, 14 Aug 2008 23:06:23, -, EPA200.7/60
ICB, Zn 206.200 r, 0.0004, 1.0000, mg/L, 299.1801, 0.0011, 14 Aug 2008 23:06:23, -, EPA200.7/
ICB, Y 371.030 r, 0.9691, 1.0000, mg/L, 0.8870, 0.0086, 14 Aug 2008 23:06:23, -, EPA200.7/601
PQV, Ag 328.068 r, 0.0267, 2.0000, mg/L, 4.6590, 0.0012, 14 Aug 2008 23:09:52, -, EPA200.7/60
PQV, Al 396.152 r, 0.1756, 2.0000, mg/L, 1.0989, 0.0019, 14 Aug 2008 23:09:52, -, EPA200.7/60
PQV, As 189.042 r, 0.2041, 2.0000, mg/L, 11.8068, 0.0241, 14 Aug 2008 23:09:52, -, EPA200.7/6
PQV, B 249.677 r, (H)0.0685, 2.0000, mg/L, 0.8312, 0.0006, 14 Aug 2008 23:09:52, -, EPA200.7/
PQV, Ba 493.409 r, 0.0148, 2.0000, mg/L, 4.4097, 0.0007, 14 Aug 2008 23:09:52, -, EPA200.7/60
PQV, Be 234.861 r, (H)0.0151, 2.0000, mg/L, 0.4906, 0.0001, 14 Aug 2008 23:09:52, -, EPA200.7
PQV, Bi 223.061 r, 0.2102, 2.0000, mg/L, 1.6249, 0.0034, 14 Aug 2008 23:09:52, -, EPA200.7/60
PQV, Ca 315.887 r, 0.9158, 2.0000, mg/L, 0.0263, 0.0002, 14 Aug 2008 23:09:52, -, EPA200.7/60
PQV, Cd 214.441 r, 0.0177, 2.0000, mg/L, 2.1953, 0.0004, 14 Aug 2008 23:09:52, -, EPA200.7/60
PQV, Co 228.615 r, 0.0498, 2.0000, mg/L, 2.6574, 0.0013, 14 Aug 2008 23:09:52, -, EPA200.7/60
PQV, Cr 267.716 r, 0.0543, 2.0000, mg/L, 2.4458, 0.0013, 14 Aug 2008 23:09:52, -, EPA200.7/60
PQV, Cr 205.552 r, 0.0579, 2.0000, mg/L, 2.7385, 0.0016, 14 Aug 2008 23:09:52, -, EPA200.7/60
PQV, Cu 324.754 r, 0.0535, 2.0000, mg/L, 1.4851, 0.0008, 14 Aug 2008 23:09:52, -, EPA200.7/60
PQV, Fe 240.489 r, (H)0.0663, 2.0000, mg/L, 0.6219, 0.0004, 14 Aug 2008 23:09:52, -, EPA200.7
PQV, Fe 259.940 r, 0.0646, 2.0000, mg/L, 0.4656, 0.0003, 14 Aug 2008 23:09:52, -, EPA200.7/60
PQV, Ga 294.364 r, 0.5308, 2.0000, mg/L, 3.9814, 0.0211, 14 Aug 2008 23:09:52, -, EPA200.7/60
PQV, K 766.491 r, 1.6006, 2.0000, mg/L, 2.1131, 0.0338, 14 Aug 2008 23:09:52, -, EPA200.7/601
PQV, Li 670.784 r, 0.1049, 2.0000, mg/L, 0.1378, 0.0001, 14 Aug 2008 23:09:52, -, EPA200.7/60
PQV, Mg 279.078 r, 1.0450, 2.0000, mg/L, 0.5758, 0.0060, 14 Aug 2008 23:09:52, -, EPA200.7/60
PQV, Mn 257.610 r, (H)0.0348, 2.0000, mg/L, 0.0747, 0.0000, 14 Aug 2008 23:09:52, -, EPA200.7
PQV, Mo 202.030 r, 0.0540, 2.0000, mg/L, 3.9669, 0.0021, 14 Aug 2008 23:09:52, -, EPA200.7/60
PQV, Na 330.237 r, (L)-2.6289, 2.0000, mg/L, -0.8833, 0.0232, 14 Aug 2008 23:09:52, -, EPA200
PQV, Na 589.592 r, 1.6497, 2.0000, mg/L, 0.3004, 0.0050, 14 Aug 2008 23:09:52, -, EPA200.7/60
PQV, Ni 221.648 r, 0.0606, 2.0000, mg/L, 5.6571, 0.0034, 14 Aug 2008 23:09:52, -, EPA200.7/60
PQV, Ni 231.604 r, 0.0540, 2.0000, mg/L, 0.2353, 0.0001, 14 Aug 2008 23:09:52, -, EPA200.7/60
PQV, Pb 220.353 r, 0.2274, 2.0000, mg/L, 0.1264, 0.0003, 14 Aug 2008 23:09:52, -, EPA200.7/60
PQV, Sb 206.833 r, 0.1017, 2.0000, mg/L, 2.3976, 0.0024, 14 Aug 2008 23:09:52, -, EPA200.7/60
PQV, Sb 217.581 r, 0.1233, 2.0000, mg/L, 10.4244, 0.0129, 14 Aug 2008 23:09:52, -, EPA200.7/6
PQV, Sc 361.383 r, 0.5171, 2.0000, mg/L, 0.1273, 0.0007, 14 Aug 2008 23:09:52, -, EPA200.7/60
PQV, Sc 357.253 r, 0.5149, 2.0000, mg/L, 0.0119, 0.0001, 14 Aug 2008 23:09:52, -, EPA200.7/60
PQV, Se 196.090 r, 0.1837, 2.0000, mg/L, 12.8429, 0.0236, 14 Aug 2008 23:09:52, -, EPA200.7/6
PQV, Si 251.611 r, 1.0372, 2.0000, mg/L, 0.1346, 0.0014, 14 Aug 2008 23:09:52, -, EPA200.7/60
PQV, Sn 189.991 r, 0.5293, 2.0000, mg/L, 1.3354, 0.0071, 14 Aug 2008 23:09:52, -, EPA200.7/60
PQV, Sr 421.552 r, 0.0491, 2.0000, mg/L, 0.2952, 0.0001, 14 Aug 2008 23:09:52, -, EPA200.7/60
PQV, Ti 337.280 r, 0.0261, 2.0000, mg/L, 0.5770, 0.0002, 14 Aug 2008 23:09:52, -, EPA200.7/60
PQV, Ti 334.941 r, 0.0259, 2.0000, mg/L, 0.0427, 0.0000, 14 Aug 2008 23:09:52, -, EPA200.7/60
PQV, Tl 190.864 r, 1.0612, 2.0000, mg/L, 0.9693, 0.0103, 14 Aug 2008 23:09:52, -, EPA200.7/60
PQV, V 292.401 r, 0.0277, 2.0000, mg/L, 0.7550, 0.0002, 14 Aug 2008 23:09:52, -, EPA200.7/601
PQV, Zn 213.856 r, 0.0604, 2.0000, mg/L, 0.3236, 0.0002, 14 Aug 2008 23:09:52, -, EPA200.7/60
PQV, Zn 206.200 r, 0.0574, 2.0000, mg/L, 0.7554, 0.0004, 14 Aug 2008 23:09:52, -, EPA200.7/60
PQV, Y 371.030 r, 0.9722, 2.0000, mg/L, 0.0234, 0.0002, 14 Aug 2008 23:09:52, -, EPA200.7/601
ICSAB, Ag 328.068 r, 0.4895, 1.0000, mg/L, 0.3250, 0.0016, 14 Aug 2008 23:13:21, 9.99991e-001
ICSAB, Al 396.152 r, 251.9172, 1.0000, mg/L, 0.1929, 0.4860, 14 Aug 2008 23:13:21, 9.99963e-0
ICSAB, As 189.042 r, 5.1726, 1.0000, mg/L, 0.1890, 0.0098, 14 Aug 2008 23:13:21, 9.99773e-001
ICSAB, B 249.677 r, 0.4483, 1.0000, mg/L, 0.1595, 0.0007, 14 Aug 2008 23:13:21, 9.99954e-001,
ICSAB, Ba 493.409 r, 0.2677, 1.0000, mg/L, 0.4185, 0.0011, 14 Aug 2008 23:13:21, 1.00000e+000
ICSAB, Be 234.861 r, 0.2772, 1.0000, mg/L, 0.0310, 0.0001, 14 Aug 2008 23:13:21, 9.99974e-001
ICSAB, Bi 223.061 r, 0.5050, 1.0000, mg/L, 2.1055, 0.0106, 14 Aug 2008 23:13:21, 9.99999e-001

```
ICSAB, Ca 315.887 r, 243.8398, 1.0000, mg/L, 0.0358, 0.0873, 14 Aug 2008  23:13:21, 9.99993e-0
ICSAB, Cd 214.441 r, 0.4950, 1.0000, mg/L, 0.5258, 0.0026, 14 Aug 2008  23:13:21, 9.99996e-001
ICSAB, Co 228.615 r, 0.2479, 1.0000, mg/L, 0.5030, 0.0012, 14 Aug 2008  23:13:21, 9.99988e-001
ICSAB, Cr 267.716 r, 0.2561, 1.0000, mg/L, 0.4651, 0.0012, 14 Aug 2008  23:13:21, 9.99999e-001
ICSAB, Cr 205.552 r, 0.2853, 1.0000, mg/L, 0.5638, 0.0016, 14 Aug 2008  23:13:21, 1.00000e+000
ICSAB, Cu 324.754 r, 0.2478, 1.0000, mg/L, 0.2578, 0.0006, 14 Aug 2008  23:13:21, 9.99995e-001
ICSAB, Fe 240.489 r, 93.9781, 1.0000, mg/L, 0.3575, 0.3360, 14 Aug 2008  23:13:21, 9.99996e-00
ICSAB, Fe 259.940 r, 92.3529, 1.0000, mg/L, 0.5612, 0.5182, 14 Aug 2008  23:13:21, 9.99999e-00
ICSAB, Ga 294.364 r, 0.6028, 1.0000, mg/L, 6.0510, 0.0365, 14 Aug 2008  23:13:21, 9.99883e-001
ICSAB, K 766.491 r, 25.3311, 1.0000, mg/L, 0.1810, 0.0459, 14 Aug 2008  23:13:21, 9.99997e-001
ICSAB, Li 670.784 r, 0.5227, 1.0000, mg/L, 0.2647, 0.0014, 14 Aug 2008  23:13:21, 9.99984e-001
ICSAB, Mg 279.078 r, 263.1870, 1.0000, mg/L, 0.2936, 0.7727, 14 Aug 2008  23:13:21, 9.99995e-0
ICSAB, Mn 257.610 r, 0.2581, 1.0000, mg/L, 0.1463, 0.0004, 14 Aug 2008  23:13:21, 9.99996e-001
ICSAB, Mo 202.030 r, 0.5038, 1.0000, mg/L, 0.2686, 0.0014, 14 Aug 2008  23:13:21, 9.99997e-001
ICSAB, Na 330.237 r, 20.2478, 1.0000, mg/L, 2.5860, 0.5236, 14 Aug 2008  23:13:21, 9.95655e-00
ICSAB, Na 589.592 r, 27.1883, 1.0000, mg/L, 0.2825, 0.0768, 14 Aug 2008  23:13:21, 1.00000e+00
ICSAB, Ni 221.648 r, 0.5056, 1.0000, mg/L, 0.2842, 0.0014, 14 Aug 2008  23:13:21, 9.99995e-001
ICSAB, Ni 231.604 r, 0.5065, 1.0000, mg/L, 0.4573, 0.0023, 14 Aug 2008  23:13:21, 1.00000e+000
ICSAB, Pb 220.353 r, 0.5253, 1.0000, mg/L, 1.1688, 0.0061, 14 Aug 2008  23:13:21, 9.99994e-001
ICSAB, Sb 206.833 r, 0.4933, 1.0000, mg/L, 0.3032, 0.0015, 14 Aug 2008  23:13:21, 9.99997e-001
ICSAB, Sb 217.581 r, 0.5141, 1.0000, mg/L, 3.1190, 0.0160, 14 Aug 2008  23:13:21, 9.99954e-001
ICSAB, Sc 361.383 r, 0.5127, 1.0000, mg/L, 0.0375, 0.0002, 14 Aug 2008  23:13:21, 9.99994e-001
ICSAB, Sc 357.253 r, 0.5107, 1.0000, mg/L, 0.2653, 0.0014, 14 Aug 2008  23:13:21, 9.99999e-001
ICSAB, Se 196.090 r, 5.1510, 1.0000, mg/L, 0.5222, 0.0269, 14 Aug 2008  23:13:21, 9.99999e-001
ICSAB, Si 251.611 r, 2.5365, 1.0000, mg/L, 0.0124, 0.0003, 14 Aug 2008  23:13:21, 9.99978e-001
ICSAB, Sn 189.991 r, 2.4544, 1.0000, mg/L, 0.5640, 0.0138, 14 Aug 2008  23:13:21, 9.99977e-001
ICSAB, Sr 421.552 r, 0.5205, 1.0000, mg/L, 0.1226, 0.0006, 14 Aug 2008  23:13:21, 9.99959e-001
ICSAB, Ti 337.280 r, 0.4945, 1.0000, mg/L, 0.1451, 0.0007, 14 Aug 2008  23:13:21, 9.99963e-001
ICSAB, Ti 334.941 r, 0.4984, 1.0000, mg/L, 0.1076, 0.0005, 14 Aug 2008  23:13:21, 9.99981e-001
ICSAB, Tl 190.864 r, 2.4701, 1.0000, mg/L, 2.4390, 0.0602, 14 Aug 2008  23:13:21, 9.99994e-001
ICSAB, V 292.401 r, 0.2582, 1.0000, mg/L, 0.2676, 0.0007, 14 Aug 2008  23:13:21, 9.99990e-001,
ICSAB, Zn 213.856 r, 0.5282, 1.0000, mg/L, 0.2890, 0.0015, 14 Aug 2008  23:13:21, 9.99983e-001
ICSAB, Zn 206.200 r, 0.5078, 1.0000, mg/L, 0.4680, 0.0024, 14 Aug 2008  23:13:21, 1.00000e+000
ICSAB, Y 371.030 r, 1.0173, 1.0000, mg/L, 0.1389, 0.0014, 14 Aug 2008  23:13:21, 0.00000e+000,
WASH, Ag 328.068 r, -0.0020, 1.0000, mg/L, -6.2918, 0.0001, 14 Aug 2008  23:16:47, -, EPA200.7
WASH, Al 396.152 r, 0.0570, 1.0000, mg/L, 14.2161, 0.0081, 14 Aug 2008  23:16:47, -, EPA200.7/
WASH, As 189.042 r, 0.0493, 1.0000, mg/L, 52.2988, 0.0258, 14 Aug 2008  23:16:47, -, EPA200.7/
WASH, B 249.677 r, 0.0148, 1.0000, mg/L, 5.5387, 0.0008, 14 Aug 2008  23:16:47, -, EPA200.7/60
WASH, Ba 493.409 r, -0.0004, 1.0000, mg/L, -35.1790, 0.0002, 14 Aug 2008  23:16:47, -, EPA200.
WASH, Be 234.861 r, 0.0042, 1.0000, mg/L, 0.6252, 0.0000, 14 Aug 2008  23:16:47, -, EPA200.7/6
WASH, Bi 223.061 r, 0.0115, 1.0000, mg/L, 65.5781, 0.0076, 14 Aug 2008  23:16:47, -, EPA200.7/
WASH, Ca 315.887 r, -0.1687, 1.0000, mg/L, -6.8387, 0.0115, 14 Aug 2008  23:16:47, -, EPA200.7
WASH, Cd 214.441 r, 0.0019, 1.0000, mg/L, 2.3038, 0.0000, 14 Aug 2008  23:16:47, -, EPA200.7/6
WASH, Co 228.615 r, -0.0043, 1.0000, mg/L, -24.8935, 0.0011, 14 Aug 2008  23:16:47, -, EPA200.
WASH, Cr 267.716 r, -0.0014, 1.0000, mg/L, -87.6435, 0.0013, 14 Aug 2008  23:16:47, -, EPA200.
WASH, Cr 205.552 r, 0.0014, 1.0000, mg/L, 4.2358, 0.0001, 14 Aug 2008  23:16:47, -, EPA200.7/6
WASH, Cu 324.754 r, 0.0031, 1.0000, mg/L, 44.6371, 0.0014, 14 Aug 2008  23:16:47, -, EPA200.7/
WASH, Fe 240.489 r, 0.0206, 1.0000, mg/L, 8.2945, 0.0017, 14 Aug 2008  23:16:47, -, EPA200.7/6
WASH, Fe 259.940 r, 0.0170, 1.0000, mg/L, 24.1969, 0.0041, 14 Aug 2008  23:16:47, -, EPA200.7/
WASH, Ga 294.364 r, -0.0200, 1.0000, mg/L, -39.9093, 0.0080, 14 Aug 2008  23:16:47, -, EPA200.
WASH, K 766.491 r, 0.0497, 1.0000, mg/L, 21.2053, 0.0105, 14 Aug 2008  23:16:47, -, EPA200.7/6
WASH, Li 670.784 r, 0.0018, 1.0000, mg/L, 58.9821, 0.0011, 14 Aug 2008  23:16:47, -, EPA200.7/
WASH, Mg 279.078 r, 0.0209, 1.0000, mg/L, 26.3614, 0.0055, 14 Aug 2008  23:16:47, -, EPA200.7/
WASH, Mn 257.610 r, 0.0020, 1.0000, mg/L, 6.3863, 0.0001, 14 Aug 2008  23:16:47, -, EPA200.7/6
WASH, Mo 202.030 r, 0.0043, 1.0000, mg/L, 17.4966, 0.0007, 14 Aug 2008  23:16:47, -, EPA200.7/
WASH, Na 330.237 r, -4.7574, 1.0000, mg/L, -24.7404, 1.1770, 14 Aug 2008  23:16:47, -, EPA200.
WASH, Na 589.592 r, 0.0091, 1.0000, mg/L, 4.5417, 0.0004, 14 Aug 2008  23:16:47, -, EPA200.7/6
WASH, Ni 221.648 r, -0.0018, 1.0000, mg/L, -74.7107, 0.0013, 14 Aug 2008  23:16:47, -, EPA200.
WASH, Ni 231.604 r, 0.0006, 1.0000, mg/L, 142.4681, 0.0009, 14 Aug 2008  23:16:47, -, EPA200.7
WASH, Pb 220.353 r, 0.0132, 1.0000, mg/L, 62.4020, 0.0082, 14 Aug 2008  23:16:47, -, EPA200.7/
```

WASH, Sb 206.833 r, -0.0165, 1.0000, mg/L, -32.4090, 0.0053, 14 Aug 2008 23:16:47, -, EPA200.
WASH, Sb 217.581 r, 0.0311, 1.0000, mg/L, 26.7767, 0.0083, 14 Aug 2008 23:16:47, -, EPA200.7/
WASH, Sc 361.383 r, -0.0019, 1.0000, mg/L, -6.1145, 0.0001, 14 Aug 2008 23:16:47, -, EPA200.7
WASH, Sc 357.253 r, -0.0015, 1.0000, mg/L, -51.7592, 0.0008, 14 Aug 2008 23:16:47, -, EPA200.
WASH, Se 196.090 r, 0.0189, 1.0000, mg/L, 128.4351, 0.0243, 14 Aug 2008 23:16:47, -, EPA200.7
WASH, Si 251.611 r, 0.0127, 1.0000, mg/L, 26.4404, 0.0034, 14 Aug 2008 23:16:47, -, EPA200.7/
WASH, Sn 189.991 r, 0.0106, 1.0000, mg/L, 13.4592, 0.0014, 14 Aug 2008 23:16:47, -, EPA200.7/
WASH, Sr 421.552 r, -0.0050, 1.0000, mg/L, -0.8301, 0.0000, 14 Aug 2008 23:16:47, -, EPA200.7
WASH, Ti 337.280 r, 0.0013, 1.0000, mg/L, 37.3940, 0.0005, 14 Aug 2008 23:16:47, -, EPA200.7/
WASH, Ti 334.941 r, 0.0011, 1.0000, mg/L, 19.6499, 0.0002, 14 Aug 2008 23:16:47, -, EPA200.7/
WASH, Tl 190.864 r, 0.0297, 1.0000, mg/L, 35.5939, 0.0106, 14 Aug 2008 23:16:47, -, EPA200.7/
WASH, V 292.401 r, 0.0010, 1.0000, mg/L, 54.7876, 0.0006, 14 Aug 2008 23:16:47, -, EPA200.7/6
WASH, Zn 213.856 r, 0.0025, 1.0000, mg/L, 13.5385, 0.0003, 14 Aug 2008 23:16:47, -, EPA200.7/
WASH, Zn 206.200 r, 0.0017, 1.0000, mg/L, 15.0496, 0.0003, 14 Aug 2008 23:16:47, -, EPA200.7/
WASH, Y 371.030 r, 0.9802, 1.0000, mg/L, 0.7406, 0.0073, 14 Aug 2008 23:16:47, -, EPA200.7/60
WG249661PBS, Ag 328.068 r, 0.0020, 100.0000, mg/L, 26.8446, 0.0005, 14 Aug 2008 23:20:15, 9.9
WG249661PBS, Al 396.152 r, 0.0473, 100.0000, mg/L, 15.4585, 0.0073, 14 Aug 2008 23:20:15, 9.9
WG249661PBS, As 189.042 r, -0.0248, 100.0000, mg/L, -8.9923, 0.0022, 14 Aug 2008 23:20:15, 9.
WG249661PBS, B 249.677 r, 0.0168, 100.0000, mg/L, 2.8978, 0.0005, 14 Aug 2008 23:20:15, 9.999
WG249661PBS, Ba 493.409 r, 0.0007, 100.0000, mg/L, 10.2863, 0.0001, 14 Aug 2008 23:20:15, 1.0
WG249661PBS, Be 234.861 r, 0.0042, 100.0000, mg/L, 0.9163, 0.0000, 14 Aug 2008 23:20:15, 9.99
WG249661PBS, Bi 223.061 r, 0.0131, 100.0000, mg/L, 70.0911, 0.0092, 14 Aug 2008 23:20:15, 9.9
WG249661PBS, Ca 315.887 r, -0.1601, 100.0000, mg/L, -2.3837, 0.0038, 14 Aug 2008 23:20:15, 9.
WG249661PBS, Cd 214.441 r, 0.0011, 100.0000, mg/L, 11.0496, 0.0001, 14 Aug 2008 23:20:15, 9.9
WG249661PBS, Co 228.615 r, -0.0022, 100.0000, mg/L, -0.5404, 0.0000, 14 Aug 2008 23:20:15, 9.
WG249661PBS, Cr 267.716 r, -0.0009, 100.0000, mg/L, -114.4938, 0.0010, 14 Aug 2008 23:20:15,
WG249661PBS, Cr 205.552 r, 0.0022, 100.0000, mg/L, 17.6396, 0.0004, 14 Aug 2008 23:20:15, 1.0
WG249661PBS, Cu 324.754 r, 0.0033, 100.0000, mg/L, 13.1243, 0.0004, 14 Aug 2008 23:20:15, 9.9
WG249661PBS, Fe 240.489 r, 0.0218, 100.0000, mg/L, 3.6030, 0.0008, 14 Aug 2008 23:20:15, 9.99
WG249661PBS, Fe 259.940 r, 0.0202, 100.0000, mg/L, 6.2233, 0.0013, 14 Aug 2008 23:20:15, 9.99
WG249661PBS, Ga 294.364 r, -0.0267, 100.0000, mg/L, -56.8491, 0.0152, 14 Aug 2008 23:20:15, 9
WG249661PBS, K 766.491 r, 0.0017, 100.0000, mg/L, 2758.5982, 0.0473, 14 Aug 2008 23:20:15, 9.
WG249661PBS, Li 670.784 r, 0.0011, 100.0000, mg/L, 12.1821, 0.0001, 14 Aug 2008 23:20:15, 9.9
WG249661PBS, Mg 279.078 r, 0.0045, 100.0000, mg/L, 9.3860, 0.0004, 14 Aug 2008 23:20:15, 9.99
WG249661PBS, Mn 257.610 r, 0.0022, 100.0000, mg/L, 0.0046, 0.0000, 14 Aug 2008 23:20:15, 9.99
WG249661PBS, Mo 202.030 r, 0.0026, 100.0000, mg/L, 47.7488, 0.0012, 14 Aug 2008 23:20:15, 9.9
WG249661PBS, Na 330.237 r, -4.8116, 100.0000, mg/L, -0.0464, 0.0022, 14 Aug 2008 23:20:15, 9.
WG249661PBS, Na 589.592 r, 0.0029, 100.0000, mg/L, 359.2655, 0.0105, 14 Aug 2008 23:20:15, 1.
WG249661PBS, Ni 221.648 r, 0.0014, 100.0000, mg/L, 14.2418, 0.0002, 14 Aug 2008 23:20:15, 9.9
WG249661PBS, Ni 231.604 r, -0.0017, 100.0000, mg/L, -198.5012, 0.0033, 14 Aug 2008 23:20:15,
WG249661PBS, Pb 220.353 r, 0.0075, 100.0000, mg/L, 70.8143, 0.0053, 14 Aug 2008 23:20:15, 9.9
WG249661PBS, Sb 206.833 r, 0.0095, 100.0000, mg/L, 42.4181, 0.0040, 14 Aug 2008 23:20:15, 9.9
WG249661PBS, Sb 217.581 r, 0.0185, 100.0000, mg/L, 40.8098, 0.0075, 14 Aug 2008 23:20:15, 9.9
WG249661PBS, Sc 361.383 r, -0.0019, 100.0000, mg/L, -9.9326, 0.0002, 14 Aug 2008 23:20:15, 9.
WG249661PBS, Sc 357.253 r, -0.0007, 100.0000, mg/L, -154.3414, 0.0011, 14 Aug 2008 23:20:15,
WG249661PBS, Se 196.090 r, 0.0068, 100.0000, mg/L, 428.8592, 0.0291, 14 Aug 2008 23:20:15, 9.
WG249661PBS, Si 251.611 r, 0.0262, 100.0000, mg/L, 6.5315, 0.0017, 14 Aug 2008 23:20:15, 9.99
WG249661PBS, Sn 189.991 r, 0.0529, 100.0000, mg/L, 2.8492, 0.0015, 14 Aug 2008 23:20:15, 9.99
WG249661PBS, Sr 421.552 r, -0.0049, 100.0000, mg/L, -0.0215, 0.0000, 14 Aug 2008 23:20:15, 9.
WG249661PBS, Ti 337.280 r, 0.0011, 100.0000, mg/L, 8.4564, 0.0001, 14 Aug 2008 23:20:15, 9.99
WG249661PBS, Ti 334.941 r, 0.0021, 100.0000, mg/L, 5.7122, 0.0001, 14 Aug 2008 23:20:15, 9.99
WG249661PBS, Tl 190.864 r, 0.0179, 100.0000, mg/L, 37.7958, 0.0068, 14 Aug 2008 23:20:15, 9.9
WG249661PBS, V 292.401 r, 0.0008, 100.0000, mg/L, 44.1064, 0.0004, 14 Aug 2008 23:20:15, 9.99
WG249661PBS, Zn 213.856 r, 0.0057, 100.0000, mg/L, 9.8209, 0.0006, 14 Aug 2008 23:20:15, 9.99
WG249661PBS, Zn 206.200 r, 0.0023, 100.0000, mg/L, 41.8933, 0.0010, 14 Aug 2008 23:20:15, 1.0
WG249661PBS, Y 371.030 r, 0.9555, 100.0000, mg/L, 0.3067, 0.0029, 14 Aug 2008 23:20:15, 0.000
WG249661LCSS, Ag 328.068 r, 0.3163, 100.0000, mg/L, 1.8371, 0.0058, 14 Aug 2008 23:23:43, 9.9
WG249661LCSS, Al 396.152 r, 130.7242, 100.0000, mg/L, 0.6311, 0.8251, 14 Aug 2008 23:23:43, 9
WG249661LCSS, As 189.042 r, 2.2524, 100.0000, mg/L, 0.3021, 0.0068, 14 Aug 2008 23:23:43, 9.9
WG249661LCSS, B 249.677 r, 1.0132, 100.0000, mg/L, 0.7709, 0.0078, 14 Aug 2008 23:23:43, 9.99

```
WG249661LCSS, Ba 493.409 r, 5.6320, 100.0000, mg/L, 0.7407, 0.0417, 14 Aug 2008  23:23:43, 1.0
WG249661LCSS, Be 234.861 r, 1.6391, 100.0000, mg/L, 0.4343, 0.0071, 14 Aug 2008  23:23:43, 9.9
WG249661LCSS, Bi 223.061 r, -0.3912, 100.0000, mg/L, -1.7084, 0.0067, 14 Aug 2008  23:23:43, 9
WG249661LCSS, Ca 315.887 r, 97.1050, 100.0000, mg/L, 1.0030, 0.9740, 14 Aug 2008  23:23:43, 9.
WG249661LCSS, Cd 214.441 r, 0.6573, 100.0000, mg/L, 0.4585, 0.0030, 14 Aug 2008  23:23:43, 9.9
WG249661LCSS, Co 228.615 r, 1.1766, 100.0000, mg/L, 0.6985, 0.0082, 14 Aug 2008  23:23:43, 9.9
WG249661LCSS, Cr 267.716 r, 1.2654, 100.0000, mg/L, 0.3564, 0.0045, 14 Aug 2008  23:23:43, 9.9
WG249661LCSS, Cr 205.552 r, 1.3318, 100.0000, mg/L, 0.6125, 0.0082, 14 Aug 2008  23:23:43, 1.0
WG249661LCSS, Cu 324.754 r, 0.6668, 100.0000, mg/L, 0.6846, 0.0046, 14 Aug 2008  23:23:43, 9.9
WG249661LCSS, Fe 240.489 r, 168.3650, 100.0000, mg/L, 0.6335, 1.0666, 14 Aug 2008  23:23:43, 9
WG249661LCSS, Fe 259.940 r, 160.9401, 100.0000, mg/L, 0.8685, 1.3977, 14 Aug 2008  23:23:43, 9
WG249661LCSS, Ga 294.364 r, 0.1276, 100.0000, mg/L, 41.2514, 0.0526, 14 Aug 2008  23:23:43, 9.
WG249661LCSS, K 766.491 r, 44.6051, 100.0000, mg/L, 0.3322, 0.1482, 14 Aug 2008  23:23:43, 9.9
WG249661LCSS, Li 670.784 r, 0.0983, 100.0000, mg/L, 1.2358, 0.0012, 14 Aug 2008  23:23:43, 9.9
WG249661LCSS, Mg 279.078 r, 46.0721, 100.0000, mg/L, 0.5526, 0.2546, 14 Aug 2008  23:23:43, 9.
WG249661LCSS, Mn 257.610 r, 3.7586, 100.0000, mg/L, 0.4216, 0.0158, 14 Aug 2008  23:23:43, 9.9
WG249661LCSS, Mo 202.030 r, 1.1039, 100.0000, mg/L, 0.3897, 0.0043, 14 Aug 2008  23:23:43, 9.9
WG249661LCSS, Na 330.237 r, 3.2255, 100.0000, mg/L, 2.6928, 0.0869, 14 Aug 2008  23:23:43, 9.9
WG249661LCSS, Na 589.592 r, 5.5871, 100.0000, mg/L, 0.4337, 0.0242, 14 Aug 2008  23:23:43, 1.0
WG249661LCSS, Ni 221.648 r, 1.8984, 100.0000, mg/L, 0.6195, 0.0118, 14 Aug 2008  23:23:43, 9.9
WG249661LCSS, Ni 231.604 r, 1.7178, 100.0000, mg/L, 0.8270, 0.0142, 14 Aug 2008  23:23:43, 1.0
WG249661LCSS, Pb 220.353 r, 2.2537, 100.0000, mg/L, 0.3415, 0.0077, 14 Aug 2008  23:23:43, 9.9
WG249661LCSS, Sb 206.833 r, 0.7351, 100.0000, mg/L, 2.0040, 0.0147, 14 Aug 2008  23:23:43, 9.9
WG249661LCSS, Sb 217.581 r, 0.8169, 100.0000, mg/L, 0.0932, 0.0008, 14 Aug 2008  23:23:43, 9.9
WG249661LCSS, Sc 361.383 r, 0.0347, 100.0000, mg/L, 0.9241, 0.0003, 14 Aug 2008  23:23:43, 9.9
WG249661LCSS, Sc 357.253 r, 0.0447, 100.0000, mg/L, 0.1898, 0.0001, 14 Aug 2008  23:23:43, 9.9
WG249661LCSS, Se 196.090 r, 1.3423, 100.0000, mg/L, 0.4943, 0.0066, 14 Aug 2008  23:23:43, 9.9
WG249661LCSS, Si 251.611 r, 20.3844, 100.0000, mg/L, 0.5689, 0.1160, 14 Aug 2008  23:23:43, 9.
WG249661LCSS, Sn 189.991 r, 1.6887, 100.0000, mg/L, 1.1216, 0.0189, 14 Aug 2008  23:23:43, 9.9
WG249661LCSS, Sr 421.552 r, 1.2840, 100.0000, mg/L, 0.7388, 0.0095, 14 Aug 2008  23:23:43, 9.9
WG249661LCSS, Ti 337.280 r, 5.4824, 100.0000, mg/L, 0.5949, 0.0326, 14 Aug 2008  23:23:43, 9.9
WG249661LCSS, Ti 334.941 r, 5.3748, 100.0000, mg/L, 0.6720, 0.0361, 14 Aug 2008  23:23:43, 9.9
WG249661LCSS, Tl 190.864 r, 1.7497, 100.0000, mg/L, 3.5149, 0.0615, 14 Aug 2008  23:23:43, 9.9
WG249661LCSS, V 292.401 r, 1.0369, 100.0000, mg/L, 0.6129, 0.0064, 14 Aug 2008  23:23:43, 9.99
WG249661LCSS, Zn 213.856 r, 3.6158, 100.0000, mg/L, 0.7184, 0.0260, 14 Aug 2008  23:23:43, 9.9
WG249661LCSS, Zn 206.200 r, 3.6004, 100.0000, mg/L, 0.6609, 0.0238, 14 Aug 2008  23:23:43, 1.0
WG249661LCSS, Y 371.030 r, 1.0649, 100.0000, mg/L, 0.5945, 0.0063, 14 Aug 2008  23:23:43, 0.00
WG249661LCSSD, Ag 328.068 r, 0.3447, 100.0000, mg/L, 0.5451, 0.0019, 14 Aug 2008  23:27:10, 9.
WG249661LCSSD, Al 396.152 r, 136.7654, 100.0000, mg/L, 0.1940, 0.2654, 14 Aug 2008  23:27:10,
WG249661LCSSD, As 189.042 r, 2.3834, 100.0000, mg/L, 0.4135, 0.0099, 14 Aug 2008  23:27:10, 9.
WG249661LCSSD, B 249.677 r, 1.0811, 100.0000, mg/L, 0.1489, 0.0016, 14 Aug 2008  23:27:10, 9.9
WG249661LCSSD, Ba 493.409 r, 5.9118, 100.0000, mg/L, 0.1282, 0.0076, 14 Aug 2008  23:27:10, 1.
WG249661LCSSD, Be 234.861 r, 1.7406, 100.0000, mg/L, 0.2326, 0.0040, 14 Aug 2008  23:27:10, 9.
WG249661LCSSD, Bi 223.061 r, -0.3909, 100.0000, mg/L, -3.0574, 0.0120, 14 Aug 2008  23:27:10,
WG249661LCSSD, Ca 315.887 r, 109.4603, 100.0000, mg/L, 0.1857, 0.2033, 14 Aug 2008  23:27:10,
WG249661LCSSD, Cd 214.441 r, 0.7301, 100.0000, mg/L, 0.3138, 0.0023, 14 Aug 2008  23:27:10, 9.
WG249661LCSSD, Co 228.615 r, 1.2419, 100.0000, mg/L, 0.7135, 0.0089, 14 Aug 2008  23:27:10, 9.
WG249661LCSSD, Cr 267.716 r, 1.3217, 100.0000, mg/L, 0.3132, 0.0041, 14 Aug 2008  23:27:10, 9.
WG249661LCSSD, Cr 205.552 r, 1.3886, 100.0000, mg/L, 0.4050, 0.0056, 14 Aug 2008  23:27:10, 1.
WG249661LCSSD, Cu 324.754 r, 0.6957, 100.0000, mg/L, 0.2631, 0.0018, 14 Aug 2008  23:27:10, 9.
WG249661LCSSD, Fe 240.489 r, 171.5150, 100.0000, mg/L, 0.4941, 0.8475, 14 Aug 2008  23:27:10,
WG249661LCSSD, Fe 259.940 r, 163.8461, 100.0000, mg/L, 0.0944, 0.1546, 14 Aug 2008  23:27:10,
WG249661LCSSD, Ga 294.364 r, 0.1294, 100.0000, mg/L, 2.1247, 0.0028, 14 Aug 2008  23:27:10, 9.
WG249661LCSSD, K 766.491 r, 46.2493, 100.0000, mg/L, 0.1030, 0.0476, 14 Aug 2008  23:27:10, 9.
WG249661LCSSD, Li 670.784 r, 0.1030, 100.0000, mg/L, 1.5690, 0.0016, 14 Aug 2008  23:27:10, 9.
WG249661LCSSD, Mg 279.078 r, 48.0367, 100.0000, mg/L, 0.4754, 0.2284, 14 Aug 2008  23:27:10, 9
WG249661LCSSD, Mn 257.610 r, 3.7964, 100.0000, mg/L, 0.4818, 0.0183, 14 Aug 2008  23:27:10, 9.
WG249661LCSSD, Mo 202.030 r, 1.1848, 100.0000, mg/L, 0.0235, 0.0003, 14 Aug 2008  23:27:10, 9.
WG249661LCSSD, Na 330.237 r, 3.2485, 100.0000, mg/L, 5.2306, 0.1699, 14 Aug 2008  23:27:10, 9.
WG249661LCSSD, Na 589.592 r, 6.0713, 100.0000, mg/L, 0.0015, 0.0001, 14 Aug 2008  23:27:10, 1.
```

```
WG249661LCSSD, Ni 221.648 r, 2.0274, 100.0000, mg/L, 0.6719, 0.0136, 14 Aug 2008  23:27:10, 9.
WG249661LCSSD, Ni 231.604 r, 1.8740, 100.0000, mg/L, 0.2511, 0.0047, 14 Aug 2008  23:27:10, 1.
WG249661LCSSD, Pb 220.353 r, 2.3213, 100.0000, mg/L, 0.2885, 0.0067, 14 Aug 2008  23:27:10, 9.
WG249661LCSSD, Sb 206.833 r, 0.7763, 100.0000, mg/L, 1.7190, 0.0133, 14 Aug 2008  23:27:10, 9.
WG249661LCSSD, Sb 217.581 r, 0.9167, 100.0000, mg/L, 0.4150, 0.0038, 14 Aug 2008  23:27:10, 9.
WG249661LCSSD, Sc 361.383 r, 0.0359, 100.0000, mg/L, 0.7127, 0.0003, 14 Aug 2008  23:27:10, 9.
WG249661LCSSD, Sc 357.253 r, 0.0463, 100.0000, mg/L, 1.6675, 0.0008, 14 Aug 2008  23:27:10, 9.
WG249661LCSSD, Se 196.090 r, 1.4700, 100.0000, mg/L, 0.9582, 0.0141, 14 Aug 2008  23:27:10, 9.
WG249661LCSSD, Si 251.611 r, 19.5420, 100.0000, mg/L, 0.0819, 0.0160, 14 Aug 2008  23:27:10, 9
WG249661LCSSD, Sn 189.991 r, 1.7592, 100.0000, mg/L, 0.2230, 0.0039, 14 Aug 2008  23:27:10, 9.
WG249661LCSSD, Sr 421.552 r, 1.3746, 100.0000, mg/L, 0.0099, 0.0001, 14 Aug 2008  23:27:10, 9.
WG249661LCSSD, Ti 337.280 r, 5.6177, 100.0000, mg/L, 0.1574, 0.0088, 14 Aug 2008  23:27:10, 9.
WG249661LCSSD, Ti 334.941 r, 5.5011, 100.0000, mg/L, 0.1877, 0.0103, 14 Aug 2008  23:27:10, 9.
WG249661LCSSD, Tl 190.864 r, 1.8711, 100.0000, mg/L, 1.0119, 0.0189, 14 Aug 2008  23:27:10, 9.
WG249661LCSSD, V 292.401 r, 1.0830, 100.0000, mg/L, 0.2161, 0.0023, 14 Aug 2008  23:27:10, 9.9
WG249661LCSSD, Zn 213.856 r, 3.6617, 100.0000, mg/L, 0.4223, 0.0155, 14 Aug 2008  23:27:10, 9.
WG249661LCSSD, Zn 206.200 r, 3.6623, 100.0000, mg/L, 0.6752, 0.0247, 14 Aug 2008  23:27:10, 1.
WG249661LCSSD, Y 371.030 r, 1.0740, 100.0000, mg/L, 0.4999, 0.0054, 14 Aug 2008  23:27:10, 0.0
L70791-01, Ag 328.068 r, -0.0258, 100.0000, mg/L, -7.9875, 0.0021, 14 Aug 2008  23:30:37, 9.99
L70791-01, Al 396.152 r, 153.1737, 100.0000, mg/L, 0.0415, 0.0636, 14 Aug 2008  23:30:37, 9.99
L70791-01, As 189.042 r, -0.0086, 100.0000, mg/L, -60.4093, 0.0052, 14 Aug 2008  23:30:37, 9.9
L70791-01, B 249.677 r, -0.1527, 100.0000, mg/L, -0.6119, 0.0009, 14 Aug 2008  23:30:37, 9.999
L70791-01, Ba 493.409 r, 1.1988, 100.0000, mg/L, 0.0414, 0.0005, 14 Aug 2008  23:30:37, 1.0000
L70791-01, Be 234.861 r, 0.0064, 100.0000, mg/L, 0.5315, 0.0000, 14 Aug 2008  23:30:37, 9.9997
L70791-01, Bi 223.061 r, -0.7113, 100.0000, mg/L, -0.6249, 0.0044, 14 Aug 2008  23:30:37, 9.99
L70791-01, Ca 315.887 r, 31.1580, 100.0000, mg/L, 0.2270, 0.0707, 14 Aug 2008  23:30:37, 9.999
L70791-01, Cd 214.441 r, -0.0005, 100.0000, mg/L, -112.1513, 0.0006, 14 Aug 2008  23:30:37, 9.
L70791-01, Co 228.615 r, 0.0827, 100.0000, mg/L, 1.7463, 0.0014, 14 Aug 2008  23:30:37, 9.9998
L70791-01, Cr 267.716 r, 0.0657, 100.0000, mg/L, 3.1794, 0.0021, 14 Aug 2008  23:30:37, 9.9999
L70791-01, Cr 205.552 r, 0.1169, 100.0000, mg/L, 0.4619, 0.0005, 14 Aug 2008  23:30:37, 1.0000
L70791-01, Cu 324.754 r, 7.2413, 100.0000, mg/L, 0.0387, 0.0028, 14 Aug 2008  23:30:37, 9.9999
L70791-01, Fe 240.489 r, 191.4940, 100.0000, mg/L, 0.0809, 0.1549, 14 Aug 2008  23:30:37, 9.99
L70791-01, Fe 259.940 r, 181.4565, 100.0000, mg/L, 0.3895, 0.7069, 14 Aug 2008  23:30:37, 9.99
L70791-01, Ga 294.364 r, 0.0883, 100.0000, mg/L, 2.9495, 0.0026, 14 Aug 2008  23:30:37, 9.9988
L70791-01, K 766.491 r, 37.2216, 100.0000, mg/L, 0.1061, 0.0395, 14 Aug 2008  23:30:37, 9.9999
L70791-01, Li 670.784 r, 0.1681, 100.0000, mg/L, 0.0536, 0.0001, 14 Aug 2008  23:30:37, 9.9998
L70791-01, Mg 279.078 r, 56.5853, 100.0000, mg/L, 0.5019, 0.2840, 14 Aug 2008  23:30:37, 9.999
L70791-01, Mn 257.610 r, 2.1167, 100.0000, mg/L, 0.1882, 0.0040, 14 Aug 2008  23:30:37, 9.9999
L70791-01, Mo 202.030 r, 1.2275, 100.0000, mg/L, 0.5542, 0.0068, 14 Aug 2008  23:30:37, 9.9999
L70791-01, Na 330.237 r, -6.6026, 100.0000, mg/L, -3.8886, 0.2567, 14 Aug 2008  23:30:37, 9.95
L70791-01, Na 589.592 r, 0.8366, 100.0000, mg/L, 0.2210, 0.0018, 14 Aug 2008  23:30:37, 1.0000
L70791-01, Ni 221.648 r, 0.2938, 100.0000, mg/L, 0.5547, 0.0016, 14 Aug 2008  23:30:37, 9.9999
L70791-01, Ni 231.604 r, 0.0734, 100.0000, mg/L, 0.0923, 0.0001, 14 Aug 2008  23:30:37, 1.0000
L70791-01, Pb 220.353 r, 0.1043, 100.0000, mg/L, 8.2470, 0.0086, 14 Aug 2008  23:30:37, 9.9999
L70791-01, Sb 206.833 r, -0.0246, 100.0000, mg/L, -37.7359, 0.0093, 14 Aug 2008  23:30:37, 9.9
L70791-01, Sb 217.581 r, 0.0032, 100.0000, mg/L, 373.5098, 0.0119, 14 Aug 2008  23:30:37, 9.99
L70791-01, Sc 361.383 r, 0.0231, 100.0000, mg/L, 0.4475, 0.0001, 14 Aug 2008  23:30:37, 9.9999
L70791-01, Sc 357.253 r, 0.0268, 100.0000, mg/L, 1.6713, 0.0004, 14 Aug 2008  23:30:37, 9.9999
L70791-01, Se 196.090 r, -0.1600, 100.0000, mg/L, -10.1881, 0.0163, 14 Aug 2008  23:30:37, 9.9
L70791-01, Si 251.611 r, 18.5573, 100.0000, mg/L, 0.3141, 0.0583, 14 Aug 2008  23:30:37, 9.999
L70791-01, Sn 189.991 r, 0.1081, 100.0000, mg/L, 5.1436, 0.0056, 14 Aug 2008  23:30:37, 9.9997
L70791-01, Sr 421.552 r, 0.2319, 100.0000, mg/L, 0.1679, 0.0004, 14 Aug 2008  23:30:37, 9.9995
L70791-01, Ti 337.280 r, 13.5942, 100.0000, mg/L, 0.2726, 0.0371, 14 Aug 2008  23:30:37, 9.999
L70791-01, Ti 334.941 r, 13.2791, 100.0000, mg/L, 0.1377, 0.0183, 14 Aug 2008  23:30:37, 9.999
L70791-01, Tl 190.864 r, 0.1072, 100.0000, mg/L, 0.6741, 0.0007, 14 Aug 2008  23:30:37, 9.9999
L70791-01, V 292.401 r, 0.4943, 100.0000, mg/L, 0.0851, 0.0004, 14 Aug 2008  23:30:37, 9.99990
L70791-01, Zn 213.856 r, 0.4321, 100.0000, mg/L, 0.3116, 0.0013, 14 Aug 2008  23:30:37, 9.9998
L70791-01, Zn 206.200 r, 0.4393, 100.0000, mg/L, 0.0234, 0.0001, 14 Aug 2008  23:30:37, 1.0000
L70791-01, Y 371.030 r, 1.0667, 100.0000, mg/L, 0.4757, 0.0051, 14 Aug 2008  23:30:37, 0.00000
L70791-02, Ag 328.068 r, -0.0145, 100.0000, mg/L, -22.9686, 0.0033, 14 Aug 2008  23:34:04, 9.9
```

```
L70791-02, Al 396.152 r, 91.2835, 100.0000, mg/L, 0.1957, 0.1786, 14 Aug 2008  23:34:04, 9.999
L70791-02, As 189.042 r, -0.0060, 100.0000, mg/L, -326.7823, 0.0195, 14 Aug 2008  23:34:04, 9.
L70791-02, B 249.677 r, -0.0991, 100.0000, mg/L, -1.1655, 0.0012, 14 Aug 2008  23:34:04, 9.999
L70791-02, Ba 493.409 r, 2.4679, 100.0000, mg/L, 0.2302, 0.0057, 14 Aug 2008  23:34:04, 1.0000
L70791-02, Be 234.861 r, 0.0050, 100.0000, mg/L, 0.1525, 0.0000, 14 Aug 2008  23:34:04, 9.9997
L70791-02, Bi 223.061 r, -0.7544, 100.0000, mg/L, -1.8834, 0.0142, 14 Aug 2008  23:34:04, 9.99
L70791-02, Ca 315.887 r, 48.0437, 100.0000, mg/L, 0.0254, 0.0122, 14 Aug 2008  23:34:04, 9.999
L70791-02, Cd 214.441 r, -0.0006, 100.0000, mg/L, -29.8465, 0.0002, 14 Aug 2008  23:34:04, 9.9
L70791-02, Co 228.615 r, 0.0529, 100.0000, mg/L, 1.6230, 0.0009, 14 Aug 2008  23:34:04, 9.9998
L70791-02, Cr 267.716 r, 0.0349, 100.0000, mg/L, 4.5637, 0.0016, 14 Aug 2008  23:34:04, 9.9999
L70791-02, Cr 205.552 r, 0.0702, 100.0000, mg/L, 0.3569, 0.0003, 14 Aug 2008  23:34:04, 1.0000
L70791-02, Cu 324.754 r, 4.9888, 100.0000, mg/L, 0.2411, 0.0120, 14 Aug 2008  23:34:04, 9.9999
L70791-02, Fe 240.489 r, 126.9762, 100.0000, mg/L, 0.1821, 0.2312, 14 Aug 2008  23:34:04, 9.99
L70791-02, Fe 259.940 r, 122.5923, 100.0000, mg/L, 0.2400, 0.2942, 14 Aug 2008  23:34:04, 9.99
L70791-02, Ga 294.364 r, 0.0652, 100.0000, mg/L, 8.6479, 0.0056, 14 Aug 2008  23:34:04, 9.9988
L70791-02, K 766.491 r, 36.5103, 100.0000, mg/L, 0.2859, 0.1044, 14 Aug 2008  23:34:04, 9.9999
L70791-02, Li 670.784 r, 0.1085, 100.0000, mg/L, 1.0349, 0.0011, 14 Aug 2008  23:34:04, 9.9998
L70791-02, Mg 279.078 r, 54.2814, 100.0000, mg/L, 0.2379, 0.1291, 14 Aug 2008  23:34:04, 9.999
L70791-02, Mn 257.610 r, 1.7980, 100.0000, mg/L, 0.3484, 0.0063, 14 Aug 2008  23:34:04, 9.9999
L70791-02, Mo 202.030 r, 0.0780, 100.0000, mg/L, 1.7973, 0.0014, 14 Aug 2008  23:34:04, 9.9999
L70791-02, Na 330.237 r, -7.3050, 100.0000, mg/L, -12.1215, 0.8855, 14 Aug 2008  23:34:04, 9.9
L70791-02, Na 589.592 r, 1.0535, 100.0000, mg/L, 0.3148, 0.0033, 14 Aug 2008  23:34:04, 1.0000
L70791-02, Ni 221.648 r, 0.2197, 100.0000, mg/L, 1.0013, 0.0022, 14 Aug 2008  23:34:04, 9.9999
L70791-02, Ni 231.604 r, 0.0485, 100.0000, mg/L, 0.4483, 0.0002, 14 Aug 2008  23:34:04, 1.0000
L70791-02, Pb 220.353 r, 0.0620, 100.0000, mg/L, 3.8270, 0.0024, 14 Aug 2008  23:34:04, 9.9999
L70791-02, Sb 206.833 r, -0.0249, 100.0000, mg/L, -39.3490, 0.0098, 14 Aug 2008  23:34:04, 9.9
L70791-02, Sb 217.581 r, 0.0184, 100.0000, mg/L, 174.4462, 0.0321, 14 Aug 2008  23:34:04, 9.99
L70791-02, Sc 361.383 r, 0.0289, 100.0000, mg/L, 0.9791, 0.0003, 14 Aug 2008  23:34:04, 9.9999
L70791-02, Sc 357.253 r, 0.0324, 100.0000, mg/L, 2.1481, 0.0007, 14 Aug 2008  23:34:04, 9.9999
L70791-02, Se 196.090 r, -0.1134, 100.0000, mg/L, -11.9153, 0.0135, 14 Aug 2008  23:34:04, 9.9
L70791-02, Si 251.611 r, 14.4239, 100.0000, mg/L, 0.3211, 0.0463, 14 Aug 2008  23:34:04, 9.999
L70791-02, Sn 189.991 r, 0.0830, 100.0000, mg/L, 4.0646, 0.0034, 14 Aug 2008  23:34:04, 9.9997
L70791-02, Sr 421.552 r, 0.3061, 100.0000, mg/L, 0.2319, 0.0007, 14 Aug 2008  23:34:04, 9.9995
L70791-02, Ti 337.280 r, 10.1529, 100.0000, mg/L, 0.1672, 0.0170, 14 Aug 2008  23:34:04, 9.999
L70791-02, Ti 334.941 r, 9.9187, 100.0000, mg/L, 0.0026, 0.0003, 14 Aug 2008  23:34:04, 9.9998
L70791-02, Tl 190.864 r, 0.0630, 100.0000, mg/L, 13.9624, 0.0088, 14 Aug 2008  23:34:04, 9.999
L70791-02, V 292.401 r, 0.3257, 100.0000, mg/L, 0.0514, 0.0002, 14 Aug 2008  23:34:04, 9.99990
L70791-02, Zn 213.856 r, 0.2962, 100.0000, mg/L, 0.3543, 0.0010, 14 Aug 2008  23:34:04, 9.9998
L70791-02, Zn 206.200 r, 0.2999, 100.0000, mg/L, 0.1715, 0.0005, 14 Aug 2008  23:34:04, 1.0000
L70791-02, Y 371.030 r, 1.0576, 100.0000, mg/L, 0.6003, 0.0063, 14 Aug 2008  23:34:04, 0.00000
L70791-03, Ag 328.068 r, -0.0299, 101.0000, mg/L, -4.6313, 0.0014, 14 Aug 2008  23:37:31, 9.99
L70791-03, Al 396.152 r, 226.4128, 101.0000, mg/L, 0.3498, 0.7919, 14 Aug 2008  23:37:31, 9.99
L70791-03, As 189.042 r, -0.0181, 101.0000, mg/L, -8.9182, 0.0016, 14 Aug 2008  23:37:31, 9.99
L70791-03, B 249.677 r, -0.1792, 101.0000, mg/L, -0.2766, 0.0005, 14 Aug 2008  23:37:31, 9.999
L70791-03, Ba 493.409 r, 1.3474, 101.0000, mg/L, 0.2287, 0.0031, 14 Aug 2008  23:37:31, 1.0000
L70791-03, Be 234.861 r, 0.0091, 101.0000, mg/L, 0.8379, 0.0001, 14 Aug 2008  23:37:31, 9.9997
L70791-03, Bi 223.061 r, -0.8115, 101.0000, mg/L, -1.8215, 0.0148, 14 Aug 2008  23:37:31, 9.99
L70791-03, Ca 315.887 r, 43.5110, 101.0000, mg/L, 0.0764, 0.0333, 14 Aug 2008  23:37:31, 9.999
L70791-03, Cd 214.441 r, -0.0020, 101.0000, mg/L, -62.1746, 0.0013, 14 Aug 2008  23:37:31, 9.9
L70791-03, Co 228.615 r, 0.0863, 101.0000, mg/L, 2.4676, 0.0021, 14 Aug 2008  23:37:31, 9.9998
L70791-03, Cr 267.716 r, 0.0785, 101.0000, mg/L, 4.6993, 0.0037, 14 Aug 2008  23:37:31, 9.9999
L70791-03, Cr 205.552 r, 0.1365, 101.0000, mg/L, 1.2542, 0.0017, 14 Aug 2008  23:37:31, 1.0000
L70791-03, Cu 324.754 r, 4.3429, 101.0000, mg/L, 0.4670, 0.0203, 14 Aug 2008  23:37:31, 9.9999
L70791-03, Fe 240.489 r, 218.7101, 101.0000, mg/L, 0.2204, 0.4820, 14 Aug 2008  23:37:31, 9.99
L70791-03, Fe 259.940 r, 205.9108, 101.0000, mg/L, 0.1209, 0.2489, 14 Aug 2008  23:37:31, 9.99
L70791-03, Ga 294.364 r, 0.1256, 101.0000, mg/L, 12.2497, 0.0154, 14 Aug 2008  23:37:31, 9.998
L70791-03, K 766.491 r, 25.1328, 101.0000, mg/L, 0.0505, 0.0127, 14 Aug 2008  23:37:31, 9.9999
L70791-03, Li 670.784 r, 0.1615, 101.0000, mg/L, 0.8385, 0.0014, 14 Aug 2008  23:37:31, 9.9998
L70791-03, Mg 279.078 r, 51.1933, 101.0000, mg/L, 0.3559, 0.1822, 14 Aug 2008  23:37:31, 9.999
L70791-03, Mn 257.610 r, 3.1059, 101.0000, mg/L, 0.3221, 0.0100, 14 Aug 2008  23:37:31, 9.9999
```

L70791-03, Mo 202.030 r, 0.4158, 101.0000, mg/L, 1.7538, 0.0073, 14 Aug 2008 23:37:31, 9.9999
L70791-03, Na 330.237 r, -6.8651, 101.0000, mg/L, -1.6207, 0.1113, 14 Aug 2008 23:37:31, 9.95
L70791-03, Na 589.592 r, 0.8531, 101.0000, mg/L, 0.3043, 0.0026, 14 Aug 2008 23:37:31, 1.0000
L70791-03, Ni 221.648 r, 0.3241, 101.0000, mg/L, 0.4613, 0.0015, 14 Aug 2008 23:37:31, 9.9999
L70791-03, Ni 231.604 r, 0.0820, 101.0000, mg/L, 0.6617, 0.0005, 14 Aug 2008 23:37:31, 1.0000
L70791-03, Pb 220.353 r, 0.0921, 101.0000, mg/L, 1.3167, 0.0012, 14 Aug 2008 23:37:31, 9.9999
L70791-03, Sb 206.833 r, -0.0086, 101.0000, mg/L, -23.3598, 0.0020, 14 Aug 2008 23:37:31, 9.9
L70791-03, Sb 217.581 r, 0.0137, 101.0000, mg/L, 41.4088, 0.0057, 14 Aug 2008 23:37:31, 9.999
L70791-03, Sc 361.383 r, 0.0296, 101.0000, mg/L, 0.3998, 0.0001, 14 Aug 2008 23:37:31, 9.9999
L70791-03, Sc 357.253 r, 0.0346, 101.0000, mg/L, 0.4655, 0.0002, 14 Aug 2008 23:37:31, 9.9999
L70791-03, Se 196.090 r, -0.1822, 101.0000, mg/L, -7.1320, 0.0130, 14 Aug 2008 23:37:31, 9.99
L70791-03, Si 251.611 r, 20.4028, 101.0000, mg/L, 0.2925, 0.0597, 14 Aug 2008 23:37:31, 9.999
L70791-03, Sn 189.991 r, 0.1054, 101.0000, mg/L, 1.6613, 0.0018, 14 Aug 2008 23:37:31, 9.9997
L70791-03, Sr 421.552 r, 0.3781, 101.0000, mg/L, 0.1147, 0.0004, 14 Aug 2008 23:37:31, 9.9995
L70791-03, Ti 337.280 r, 10.4124, 101.0000, mg/L, 0.0133, 0.0014, 14 Aug 2008 23:37:31, 9.999
L70791-03, Ti 334.941 r, 10.1775, 101.0000, mg/L, 0.2766, 0.0282, 14 Aug 2008 23:37:31, 9.999
L70791-03, Tl 190.864 r, 0.0754, 101.0000, mg/L, 4.8067, 0.0036, 14 Aug 2008 23:37:31, 9.9999
L70791-03, V 292.401 r, 0.5769, 101.0000, mg/L, 0.6317, 0.0036, 14 Aug 2008 23:37:31, 9.99990
L70791-03, Zn 213.856 r, 0.4408, 101.0000, mg/L, 0.1177, 0.0005, 14 Aug 2008 23:37:31, 9.9998
L70791-03, Zn 206.200 r, 0.4439, 101.0000, mg/L, 0.3119, 0.0014, 14 Aug 2008 23:37:31, 1.0000
L70791-03, Y 371.030 r, 1.0465, 101.0000, mg/L, 0.1017, 0.0011, 14 Aug 2008 23:37:31, 0.00000
L70791-04, Ag 328.068 r, -0.0179, 100.0000, mg/L, -4.7335, 0.0008, 14 Aug 2008 23:40:57, 9.99
L70791-04, Al 396.152 r, 125.9884, 100.0000, mg/L, 1.2349, 1.5559, 14 Aug 2008 23:40:57, 9.99
L70791-04, As 189.042 r, -0.0130, 100.0000, mg/L, -73.0372, 0.0095, 14 Aug 2008 23:40:57, 9.9
L70791-04, B 249.677 r, -0.1443, 100.0000, mg/L, -1.2980, 0.0019, 14 Aug 2008 23:40:57, 9.999
L70791-04, Ba 493.409 r, 1.6636, 100.0000, mg/L, 1.1322, 0.0188, 14 Aug 2008 23:40:57, 1.0000
L70791-04, Be 234.861 r, 0.0055, 100.0000, mg/L, 0.4717, 0.0000, 14 Aug 2008 23:40:57, 9.9997
L70791-04, Bi 223.061 r, -1.5484, 100.0000, mg/L, -1.2719, 0.0197, 14 Aug 2008 23:40:57, 9.99
L70791-04, Ca 315.887 r, 35.8218, 100.0000, mg/L, 1.4168, 0.5075, 14 Aug 2008 23:40:57, 9.999
L70791-04, Cd 214.441 r, -0.0007, 100.0000, mg/L, -2.6824, 0.0000, 14 Aug 2008 23:40:57, 9.99
L70791-04, Co 228.615 r, 0.1056, 100.0000, mg/L, 1.3292, 0.0014, 14 Aug 2008 23:40:57, 9.9998
L70791-04, Cr 267.716 r, 0.0470, 100.0000, mg/L, 3.8088, 0.0018, 14 Aug 2008 23:40:57, 9.9999
L70791-04, Cr 205.552 r, 0.0893, 100.0000, mg/L, 1.9135, 0.0017, 14 Aug 2008 23:40:57, 1.0000
L70791-04, Cu 324.754 r, 1.8037, 100.0000, mg/L, 1.2015, 0.0217, 14 Aug 2008 23:40:57, 9.9999
L70791-04, Fe 240.489 r, 170.7084, 100.0000, mg/L, 1.2665, 2.1620, 14 Aug 2008 23:40:57, 9.99
L70791-04, Fe 259.940 r, 162.4651, 100.0000, mg/L, 1.4741, 2.3950, 14 Aug 2008 23:40:57, 9.99
L70791-04, Ga 294.364 r, 0.1064, 100.0000, mg/L, 25.0737, 0.0267, 14 Aug 2008 23:40:57, 9.998
L70791-04, K 766.491 r, 40.3077, 100.0000, mg/L, 1.4879, 0.5998, 14 Aug 2008 23:40:57, 9.9999
L70791-04, Li 670.784 r, 0.1317, 100.0000, mg/L, 3.4378, 0.0045, 14 Aug 2008 23:40:57, 9.9998
L70791-04, Mg 279.078 r, 78.7965, 100.0000, mg/L, 1.5216, 1.1990, 14 Aug 2008 23:40:57, 9.999
L70791-04, Mn 257.610 r, 3.5232, 100.0000, mg/L, 1.3406, 0.0472, 14 Aug 2008 23:40:57, 9.9999
L70791-04, Mo 202.030 r, 0.0170, 100.0000, mg/L, 13.4359, 0.0023, 14 Aug 2008 23:40:57, 9.999
L70791-04, Na 330.237 r, -7.2295, 100.0000, mg/L, -0.2350, 0.0170, 14 Aug 2008 23:40:57, 9.95
L70791-04, Na 589.592 r, 0.9350, 100.0000, mg/L, 0.6926, 0.0065, 14 Aug 2008 23:40:57, 1.0000
L70791-04, Ni 221.648 r, 0.3057, 100.0000, mg/L, 0.6307, 0.0019, 14 Aug 2008 23:40:57, 9.9999
L70791-04, Ni 231.604 r, 0.0945, 100.0000, mg/L, 4.1579, 0.0039, 14 Aug 2008 23:40:57, 1.0000
L70791-04, Pb 220.353 r, 0.0546, 100.0000, mg/L, 10.7622, 0.0059, 14 Aug 2008 23:40:57, 9.999
L70791-04, Sb 206.833 r, -0.0112, 100.0000, mg/L, -122.3036, 0.0137, 14 Aug 2008 23:40:57, 9.
L70791-04, Sb 217.581 r, 0.0178, 100.0000, mg/L, 92.5272, 0.0165, 14 Aug 2008 23:40:57, 9.999
L70791-04, Sc 361.383 r, 0.0210, 100.0000, mg/L, 0.9216, 0.0002, 14 Aug 2008 23:40:57, 9.9999
L70791-04, Sc 357.253 r, 0.0250, 100.0000, mg/L, 5.7292, 0.0014, 14 Aug 2008 23:40:57, 9.9999
L70791-04, Se 196.090 r, -0.1539, 100.0000, mg/L, -26.7855, 0.0412, 14 Aug 2008 23:40:57, 9.9
L70791-04, Si 251.611 r, 17.9923, 100.0000, mg/L, 1.3781, 0.2479, 14 Aug 2008 23:40:57, 9.999
L70791-04, Sn 189.991 r, 0.1115, 100.0000, mg/L, 1.8058, 0.0020, 14 Aug 2008 23:40:57, 9.9997
L70791-04, Sr 421.552 r, 0.2593, 100.0000, mg/L, 1.0958, 0.0028, 14 Aug 2008 23:40:57, 9.9995
L70791-04, Ti 337.280 r, 19.8979, 100.0000, mg/L, 1.0687, 0.2127, 14 Aug 2008 23:40:57, 9.999
L70791-04, Ti 334.941 r, 19.2738, 100.0000, mg/L, 1.4490, 0.2793, 14 Aug 2008 23:40:57, 9.999
L70791-04, Tl 190.864 r, 0.1336, 100.0000, mg/L, 0.1940, 0.0003, 14 Aug 2008 23:40:57, 9.9999
L70791-04, V 292.401 r, 0.4587, 100.0000, mg/L, 1.4842, 0.0068, 14 Aug 2008 23:40:57, 9.99990
L70791-04, Zn 213.856 r, 0.4748, 100.0000, mg/L, 1.4132, 0.0067, 14 Aug 2008 23:40:57, 9.9998

```
L70791-04, Zn 206.200 r, 0.4730, 100.0000, mg/L, 1.2803, 0.0061, 14 Aug 2008  23:40:57, 1.0000
L70791-04, Y 371.030 r, 1.0631, 100.0000, mg/L, 0.6735, 0.0072, 14 Aug 2008  23:40:57, 0.00000
L70791-05, Ag 328.068 r, -0.0301, 100.0000, mg/L, -7.6693, 0.0023, 14 Aug 2008  23:44:23, 9.99
L70791-05, Al 396.152 r, 148.8644, 100.0000, mg/L, 0.4512, 0.6716, 14 Aug 2008  23:44:23, 9.99
L70791-05, As 189.042 r, 0.0654, 100.0000, mg/L, 8.9268, 0.0058, 14 Aug 2008  23:44:23, 9.9977
L70791-05, B 249.677 r, -0.1521, 100.0000, mg/L, -2.2758, 0.0035, 14 Aug 2008  23:44:23, 9.999
L70791-05, Ba 493.409 r, 0.8136, 100.0000, mg/L, 0.1682, 0.0014, 14 Aug 2008  23:44:23, 1.0000
L70791-05, Be 234.861 r, 0.0070, 100.0000, mg/L, 0.2742, 0.0000, 14 Aug 2008  23:44:23, 9.9997
L70791-05, Bi 223.061 r, -0.5130, 100.0000, mg/L, -2.2930, 0.0118, 14 Aug 2008  23:44:23, 9.99
L70791-05, Ca 315.887 r, 55.7028, 100.0000, mg/L, 0.3104, 0.1729, 14 Aug 2008  23:44:23, 9.999
L70791-05, Cd 214.441 r, 0.0009, 100.0000, mg/L, 12.4039, 0.0001, 14 Aug 2008  23:44:23, 9.999
L70791-05, Co 228.615 r, 0.0640, 100.0000, mg/L, 3.1667, 0.0020, 14 Aug 2008  23:44:23, 9.9998
L70791-05, Cr 267.716 r, 0.0707, 100.0000, mg/L, 3.4958, 0.0025, 14 Aug 2008  23:44:23, 9.9999
L70791-05, Cr 205.552 r, 0.1254, 100.0000, mg/L, 0.1542, 0.0002, 14 Aug 2008  23:44:23, 1.0000
L70791-05, Cu 324.754 r, 16.7856, 100.0000, mg/L, 0.0476, 0.0080, 14 Aug 2008  23:44:23, 9.999
L70791-05, Fe 240.489 r, 206.3169, 100.0000, mg/L, 0.1858, 0.3834, 14 Aug 2008  23:44:23, 9.99
L70791-05, Fe 259.940 r, 194.7668, 100.0000, mg/L, 0.1354, 0.2638, 14 Aug 2008  23:44:23, 9.99
L70791-05, Ga 294.364 r, 0.0708, 100.0000, mg/L, 8.1487, 0.0058, 14 Aug 2008  23:44:23, 9.9988
L70791-05, K 766.491 r, 30.6824, 100.0000, mg/L, 0.3415, 0.1048, 14 Aug 2008  23:44:23, 9.9999
L70791-05, Li 670.784 r, 0.1157, 100.0000, mg/L, 1.7326, 0.0020, 14 Aug 2008  23:44:23, 9.9998
L70791-05, Mg 279.078 r, 38.0260, 100.0000, mg/L, 0.1738, 0.0661, 14 Aug 2008  23:44:23, 9.999
L70791-05, Mn 257.610 r, 1.7408, 100.0000, mg/L, 0.2305, 0.0040, 14 Aug 2008  23:44:23, 9.9999
L70791-05, Mo 202.030 r, 2.3873, 100.0000, mg/L, 0.5382, 0.0128, 14 Aug 2008  23:44:23, 9.9999
L70791-05, Na 330.237 r, -6.3245, 100.0000, mg/L, -1.0317, 0.0653, 14 Aug 2008  23:44:23, 9.95
L70791-05, Na 589.592 r, 0.9969, 100.0000, mg/L, 0.6025, 0.0060, 14 Aug 2008  23:44:23, 1.0000
L70791-05, Ni 221.648 r, 0.3082, 100.0000, mg/L, 0.9313, 0.0029, 14 Aug 2008  23:44:23, 9.9999
L70791-05, Ni 231.604 r, 0.0556, 100.0000, mg/L, 6.3058, 0.0035, 14 Aug 2008  23:44:23, 1.0000
L70791-05, Pb 220.353 r, 0.4006, 100.0000, mg/L, 0.0075, 0.0000, 14 Aug 2008  23:44:23, 9.9999
L70791-05, Sb 206.833 r, -0.0052, 100.0000, mg/L, -83.0666, 0.0044, 14 Aug 2008  23:44:23, 9.9
L70791-05, Sb 217.581 r, -0.0138, 100.0000, mg/L, -83.6714, 0.0115, 14 Aug 2008  23:44:23, 9.9
L70791-05, Sc 361.383 r, 0.0227, 100.0000, mg/L, 0.3685, 0.0001, 14 Aug 2008  23:44:23, 9.9999
L70791-05, Sc 357.253 r, 0.0272, 100.0000, mg/L, 0.4881, 0.0001, 14 Aug 2008  23:44:23, 9.9999
L70791-05, Se 196.090 r, -0.1461, 100.0000, mg/L, -2.4298, 0.0035, 14 Aug 2008  23:44:23, 9.99
L70791-05, Si 251.611 r, 21.0841, 100.0000, mg/L, 0.2999, 0.0632, 14 Aug 2008  23:44:23, 9.999
L70791-05, Sn 189.991 r, 0.1135, 100.0000, mg/L, 1.5725, 0.0018, 14 Aug 2008  23:44:23, 9.9997
L70791-05, Sr 421.552 r, 0.3484, 100.0000, mg/L, 0.3073, 0.0011, 14 Aug 2008  23:44:23, 9.9995
L70791-05, Ti 337.280 r, 6.8328, 100.0000, mg/L, 0.2617, 0.0179, 14 Aug 2008  23:44:23, 9.9996
L70791-05, Ti 334.941 r, 6.6825, 100.0000, mg/L, 0.3342, 0.0223, 14 Aug 2008  23:44:23, 9.9998
L70791-05, Tl 190.864 r, 0.0529, 100.0000, mg/L, 3.2663, 0.0017, 14 Aug 2008  23:44:23, 9.9999
L70791-05, V 292.401 r, 0.4119, 100.0000, mg/L, 0.4214, 0.0017, 14 Aug 2008  23:44:23, 9.99990
L70791-05, Zn 213.856 r, 0.9038, 100.0000, mg/L, 0.5323, 0.0048, 14 Aug 2008  23:44:23, 9.9998
L70791-05, Zn 206.200 r, 0.9615, 100.0000, mg/L, 0.6886, 0.0066, 14 Aug 2008  23:44:23, 1.0000
L70791-05, Y 371.030 r, 1.0570, 100.0000, mg/L, 0.3277, 0.0035, 14 Aug 2008  23:44:23, 0.00000
L70791-06, Ag 328.068 r, -0.0302, 101.0000, mg/L, -2.0054, 0.0006, 14 Aug 2008  23:47:49, 9.99
L70791-06, Al 396.152 r, 164.0988, 101.0000, mg/L, 0.5727, 0.9398, 14 Aug 2008  23:47:49, 9.99
L70791-06, As 189.042 r, 0.0207, 101.0000, mg/L, 144.9203, 0.0300, 14 Aug 2008  23:47:49, 9.99
L70791-06, B 249.677 r, -0.0964, 101.0000, mg/L, -0.5535, 0.0005, 14 Aug 2008  23:47:49, 9.999
L70791-06, Ba 493.409 r, 0.4936, 101.0000, mg/L, 0.7822, 0.0039, 14 Aug 2008  23:47:49, 1.0000
L70791-06, Be 234.861 r, 0.0093, 101.0000, mg/L, 0.2790, 0.0000, 14 Aug 2008  23:47:49, 9.9997
L70791-06, Bi 223.061 r, -0.2823, 101.0000, mg/L, -2.9184, 0.0082, 14 Aug 2008  23:47:49, 9.99
L70791-06, Ca 315.887 r, 110.0033, 101.0000, mg/L, 0.3362, 0.3698, 14 Aug 2008  23:47:49, 9.99
L70791-06, Cd 214.441 r, -0.0002, 101.0000, mg/L, -12.7985, 0.0000, 14 Aug 2008  23:47:49, 9.9
L70791-06, Co 228.615 r, 0.0296, 101.0000, mg/L, 4.2155, 0.0012, 14 Aug 2008  23:47:49, 9.9998
L70791-06, Cr 267.716 r, 0.0550, 101.0000, mg/L, 5.5647, 0.0031, 14 Aug 2008  23:47:49, 9.9999
L70791-06, Cr 205.552 r, 0.0988, 101.0000, mg/L, 0.7932, 0.0008, 14 Aug 2008  23:47:49, 1.0000
L70791-06, Cu 324.754 r, 3.3356, 101.0000, mg/L, 0.8207, 0.0274, 14 Aug 2008  23:47:49, 9.9999
L70791-06, Fe 240.489 r, 151.9363, 101.0000, mg/L, 0.6614, 1.0049, 14 Aug 2008  23:47:49, 9.99
L70791-06, Fe 259.940 r, 145.8758, 101.0000, mg/L, 0.7276, 1.0614, 14 Aug 2008  23:47:49, 9.99
L70791-06, Ga 294.364 r, 0.0936, 101.0000, mg/L, 1.1346, 0.0011, 14 Aug 2008  23:47:49, 9.9988
L70791-06, K 766.491 r, 22.3169, 101.0000, mg/L, 0.1458, 0.0325, 14 Aug 2008  23:47:49, 9.9999
```

```
L70791-06, Li 670.784 r, 0.1156, 101.0000, mg/L, 0.8919, 0.0010, 14 Aug 2008  23:47:49, 9.9998
L70791-06, Mg 279.078 r, 33.8017, 101.0000, mg/L, 0.5419, 0.1832, 14 Aug 2008  23:47:49, 9.999
L70791-06, Mn 257.610 r, 0.8834, 101.0000, mg/L, 0.6438, 0.0057, 14 Aug 2008  23:47:49, 9.9999
L70791-06, Mo 202.030 r, 0.0911, 101.0000, mg/L, 0.3600, 0.0003, 14 Aug 2008  23:47:49, 9.9999
L70791-06, Na 330.237 r, -8.2572, 101.0000, mg/L, -11.5274, 0.9518, 14 Aug 2008  23:47:49, 9.9
L70791-06, Na 589.592 r, 1.1999, 101.0000, mg/L, 0.9175, 0.0110, 14 Aug 2008  23:47:49, 1.0000
L70791-06, Ni 221.648 r, 0.3052, 101.0000, mg/L, 1.5722, 0.0048, 14 Aug 2008  23:47:49, 9.9999
L70791-06, Ni 231.604 r, 0.0322, 101.0000, mg/L, 4.5869, 0.0015, 14 Aug 2008  23:47:49, 1.0000
L70791-06, Pb 220.353 r, 0.1019, 101.0000, mg/L, 8.2181, 0.0084, 14 Aug 2008  23:47:49, 9.9999
L70791-06, Sb 206.833 r, 0.0107, 101.0000, mg/L, 182.5940, 0.0195, 14 Aug 2008  23:47:49, 9.99
L70791-06, Sb 217.581 r, 0.0138, 101.0000, mg/L, 67.8633, 0.0094, 14 Aug 2008  23:47:49, 9.999
L70791-06, Sc 361.383 r, 0.0239, 101.0000, mg/L, 0.2772, 0.0001, 14 Aug 2008  23:47:49, 9.9999
L70791-06, Sc 357.253 r, 0.0285, 101.0000, mg/L, 1.9474, 0.0006, 14 Aug 2008  23:47:49, 9.9999
L70791-06, Se 196.090 r, -0.1661, 101.0000, mg/L, -6.6587, 0.0111, 14 Aug 2008  23:47:49, 9.99
L70791-06, Si 251.611 r, 22.4799, 101.0000, mg/L, 0.2309, 0.0519, 14 Aug 2008  23:47:49, 9.999
L70791-06, Sn 189.991 r, 0.0694, 101.0000, mg/L, 3.2691, 0.0023, 14 Aug 2008  23:47:49, 9.9997
L70791-06, Sr 421.552 r, 0.4019, 101.0000, mg/L, 0.7516, 0.0030, 14 Aug 2008  23:47:49, 9.9995
L70791-06, Ti 337.280 r, 4.0041, 101.0000, mg/L, 0.4591, 0.0184, 14 Aug 2008  23:47:49, 9.9996
L70791-06, Ti 334.941 r, 3.9164, 101.0000, mg/L, 0.7005, 0.0274, 14 Aug 2008  23:47:49, 9.9998
L70791-06, Tl 190.864 r, 0.0318, 101.0000, mg/L, 20.5662, 0.0065, 14 Aug 2008  23:47:49, 9.999
L70791-06, V 292.401 r, 0.3438, 101.0000, mg/L, 0.5511, 0.0019, 14 Aug 2008  23:47:49, 9.99990
L70791-06, Zn 213.856 r, 0.2635, 101.0000, mg/L, 0.3304, 0.0009, 14 Aug 2008  23:47:49, 9.9998
L70791-06, Zn 206.200 r, 0.2669, 101.0000, mg/L, 0.8581, 0.0023, 14 Aug 2008  23:47:49, 1.0000
L70791-06, Y 371.030 r, 1.0622, 101.0000, mg/L, 0.4047, 0.0043, 14 Aug 2008  23:47:49, 0.00000
L70791-07, Ag 328.068 r, -0.0297, 101.0000, mg/L, -2.3473, 0.0007, 14 Aug 2008  23:51:16, 9.99
L70791-07, Al 396.152 r, 138.6562, 101.0000, mg/L, 0.5884, 0.8159, 14 Aug 2008  23:51:16, 9.99
L70791-07, As 189.042 r, -0.0590, 101.0000, mg/L, -4.5856, 0.0027, 14 Aug 2008  23:51:16, 9.99
L70791-07, B 249.677 r, -0.1663, 101.0000, mg/L, -0.3907, 0.0006, 14 Aug 2008  23:51:16, 9.999
L70791-07, Ba 493.409 r, 1.3403, 101.0000, mg/L, 0.3273, 0.0044, 14 Aug 2008  23:51:16, 1.0000
L70791-07, Be 234.861 r, 0.0053, 101.0000, mg/L, 0.6285, 0.0000, 14 Aug 2008  23:51:16, 9.9997
L70791-07, Bi 223.061 r, -1.0615, 101.0000, mg/L, -3.1321, 0.0332, 14 Aug 2008  23:51:16, 9.99
L70791-07, Ca 315.887 r, 38.0720, 101.0000, mg/L, 0.5600, 0.2132, 14 Aug 2008  23:51:16, 9.999
L70791-07, Cd 214.441 r, -0.0015, 101.0000, mg/L, -56.2168, 0.0008, 14 Aug 2008  23:51:16, 9.9
L70791-07, Co 228.615 r, 0.0962, 101.0000, mg/L, 0.0472, 0.0000, 14 Aug 2008  23:51:16, 9.9998
L70791-07, Cr 267.716 r, 0.0682, 101.0000, mg/L, 0.5437, 0.0004, 14 Aug 2008  23:51:16, 9.9999
L70791-07, Cr 205.552 r, 0.1186, 101.0000, mg/L, 0.3790, 0.0004, 14 Aug 2008  23:51:16, 1.0000
L70791-07, Cu 324.754 r, 5.9320, 101.0000, mg/L, 0.2526, 0.0150, 14 Aug 2008  23:51:16, 9.9999
L70791-07, Fe 240.489 r, 200.1121, 101.0000, mg/L, 0.3401, 0.6806, 14 Aug 2008  23:51:16, 9.99
L70791-07, Fe 259.940 r, 189.6088, 101.0000, mg/L, 0.6486, 1.2298, 14 Aug 2008  23:51:16, 9.99
L70791-07, Ga 294.364 r, 0.0768, 101.0000, mg/L, 21.2264, 0.0163, 14 Aug 2008  23:51:16, 9.998
L70791-07, K 766.491 r, 35.5215, 101.0000, mg/L, 0.3421, 0.1215, 14 Aug 2008  23:51:16, 9.9999
L70791-07, Li 670.784 r, 0.1102, 101.0000, mg/L, 0.1478, 0.0002, 14 Aug 2008  23:51:16, 9.9998
L70791-07, Mg 279.078 r, 59.6338, 101.0000, mg/L, 0.4339, 0.2587, 14 Aug 2008  23:51:16, 9.999
L70791-07, Mn 257.610 r, 2.8980, 101.0000, mg/L, 0.5093, 0.0148, 14 Aug 2008  23:51:16, 9.9999
L70791-07, Mo 202.030 r, 0.8509, 101.0000, mg/L, 0.7579, 0.0064, 14 Aug 2008  23:51:16, 9.9999
L70791-07, Na 330.237 r, -7.4444, 101.0000, mg/L, -1.1128, 0.0828, 14 Aug 2008  23:51:16, 9.95
L70791-07, Na 589.592 r, 0.6237, 101.0000, mg/L, 0.5796, 0.0036, 14 Aug 2008  23:51:16, 1.0000
L70791-07, Ni 221.648 r, 0.3052, 101.0000, mg/L, 0.7470, 0.0023, 14 Aug 2008  23:51:16, 9.9999
L70791-07, Ni 231.604 r, 0.0687, 101.0000, mg/L, 2.9116, 0.0020, 14 Aug 2008  23:51:16, 1.0000
L70791-07, Pb 220.353 r, 0.0947, 101.0000, mg/L, 10.4523, 0.0099, 14 Aug 2008  23:51:16, 9.999
L70791-07, Sb 206.833 r, -0.0208, 101.0000, mg/L, -24.9077, 0.0052, 14 Aug 2008  23:51:16, 9.9
L70791-07, Sb 217.581 r, 0.0141, 101.0000, mg/L, 56.6813, 0.0080, 14 Aug 2008  23:51:16, 9.999
L70791-07, Sc 361.383 r, 0.0252, 101.0000, mg/L, 0.6086, 0.0002, 14 Aug 2008  23:51:16, 9.9999
L70791-07, Sc 357.253 r, 0.0280, 101.0000, mg/L, 0.0472, 0.0000, 14 Aug 2008  23:51:16, 9.9999
L70791-07, Se 196.090 r, -0.1767, 101.0000, mg/L, -26.4002, 0.0466, 14 Aug 2008  23:51:16, 9.9
L70791-07, Si 251.611 r, 19.5518, 101.0000, mg/L, 0.3864, 0.0756, 14 Aug 2008  23:51:16, 9.999
L70791-07, Sn 189.991 r, 0.1129, 101.0000, mg/L, 4.7998, 0.0054, 14 Aug 2008  23:51:16, 9.9997
L70791-07, Sr 421.552 r, 0.3644, 101.0000, mg/L, 0.2761, 0.0010, 14 Aug 2008  23:51:16, 9.9995
L70791-07, Ti 337.280 r, 13.3046, 101.0000, mg/L, 0.4149, 0.0552, 14 Aug 2008  23:51:16, 9.999
L70791-07, Ti 334.941 r, 12.9703, 101.0000, mg/L, 0.3866, 0.0501, 14 Aug 2008  23:51:16, 9.999
```

L70791-07, Tl 190.864 r, 0.0835, 101.0000, mg/L, 5.5939, 0.0047, 14 Aug 2008 23:51:16, 9.9999
L70791-07, V 292.401 r, 0.5769, 101.0000, mg/L, 0.8122, 0.0047, 14 Aug 2008 23:51:16, 9.99990
L70791-07, Zn 213.856 r, 0.4886, 101.0000, mg/L, 0.1707, 0.0008, 14 Aug 2008 23:51:16, 9.9998
L70791-07, Zn 206.200 r, 0.4944, 101.0000, mg/L, 0.5016, 0.0025, 14 Aug 2008 23:51:16, 1.0000
L70791-07, Y 371.030 r, 1.0572, 101.0000, mg/L, 0.0313, 0.0003, 14 Aug 2008 23:51:16, 0.00000
CCV, Ag 328.068 r, 0.4965, 1.0000, mg/L, 0.2689, 0.0013, 14 Aug 2008 23:54:42, -, EPA200.7/60
CCV, Al 396.152 r, 1.0141, 1.0000, mg/L, 1.3524, 0.0137, 14 Aug 2008 23:54:42, -, EPA200.7/60
CCV, As 189.042 r, 2.0374, 1.0000, mg/L, 0.1754, 0.0036, 14 Aug 2008 23:54:42, -, EPA200.7/60
CCV, B 249.677 r, 0.9982, 1.0000, mg/L, 0.2209, 0.0022, 14 Aug 2008 23:54:42, -, EPA200.7/601
CCV, Ba 493.409 r, 1.0160, 1.0000, mg/L, 0.3680, 0.0037, 14 Aug 2008 23:54:42, -, EPA200.7/60
CCV, Be 234.861 r, 1.0127, 1.0000, mg/L, 0.3838, 0.0039, 14 Aug 2008 23:54:42, -, EPA200.7/60
CCV, Bi 223.061 r, 0.9593, 1.0000, mg/L, 0.8994, 0.0086, 14 Aug 2008 23:54:42, -, EPA200.7/60
CCV, Ca 315.887 r, 50.3508, 1.0000, mg/L, 0.3890, 0.1959, 14 Aug 2008 23:54:42, -, EPA200.7/6
CCV, Cd 214.441 r, 0.9979, 1.0000, mg/L, 0.7458, 0.0074, 14 Aug 2008 23:54:42, -, EPA200.7/60
CCV, Co 228.615 r, 0.9788, 1.0000, mg/L, 0.0188, 0.0002, 14 Aug 2008 23:54:42, -, EPA200.7/60
CCV, Cr 267.716 r, 0.9967, 1.0000, mg/L, 0.3049, 0.0030, 14 Aug 2008 23:54:42, -, EPA200.7/60
CCV, Cr 205.552 r, 1.0208, 1.0000, mg/L, 0.6652, 0.0068, 14 Aug 2008 23:54:42, -, EPA200.7/60
CCV, Cu 324.754 r, 0.9804, 1.0000, mg/L, 0.2242, 0.0022, 14 Aug 2008 23:54:42, -, EPA200.7/60
CCV, Fe 240.489 r, 1.0211, 1.0000, mg/L, 0.9143, 0.0093, 14 Aug 2008 23:54:42, -, EPA200.7/60
CCV, Fe 259.940 r, 1.0332, 1.0000, mg/L, 0.7851, 0.0081, 14 Aug 2008 23:54:42, -, EPA200.7/60
CCV, Ga 294.364 r, 1.0310, 1.0000, mg/L, 1.2738, 0.0131, 14 Aug 2008 23:54:42, -, EPA200.7/60
CCV, K 766.491 r, 9.3116, 1.0000, mg/L, 0.3579, 0.0333, 14 Aug 2008 23:54:42, -, EPA200.7/601
CCV, Li 670.784 r, 0.9663, 1.0000, mg/L, 0.6164, 0.0060, 14 Aug 2008 23:54:42, -, EPA200.7/60
CCV, Mg 279.078 r, 50.1065, 1.0000, mg/L, 0.3135, 0.1571, 14 Aug 2008 23:54:42, -, EPA200.7/6
CCV, Mn 257.610 r, 1.0409, 1.0000, mg/L, 0.3012, 0.0031, 14 Aug 2008 23:54:42, -, EPA200.7/60
CCV, Mo 202.030 r, 0.9940, 1.0000, mg/L, 0.3274, 0.0033, 14 Aug 2008 23:54:42, -, EPA200.7/60
CCV, Na 330.237 r, 48.5454, 1.0000, mg/L, 0.5246, 0.2546, 14 Aug 2008 23:54:42, -, EPA200.7/6
CCV, Na 589.592 r, 49.8252, 1.0000, mg/L, 0.4954, 0.2468, 14 Aug 2008 23:54:42, -, EPA200.7/6
CCV, Ni 221.648 r, 1.0713, 1.0000, mg/L, 0.6111, 0.0065, 14 Aug 2008 23:54:42, -, EPA200.7/60
CCV, Ni 231.604 r, 0.9810, 1.0000, mg/L, 0.3845, 0.0038, 14 Aug 2008 23:54:42, -, EPA200.7/60
CCV, Pb 220.353 r, 1.9631, 1.0000, mg/L, 1.2009, 0.0236, 14 Aug 2008 23:54:42, -, EPA200.7/60
CCV, Sb 206.833 r, 1.9068, 1.0000, mg/L, 0.1286, 0.0025, 14 Aug 2008 23:54:42, -, EPA200.7/60
CCV, Sb 217.581 r, 1.9735, 1.0000, mg/L, 0.1528, 0.0030, 14 Aug 2008 23:54:42, -, EPA200.7/60
CCV, Sc 361.383 r, 0.9939, 1.0000, mg/L, 0.3609, 0.0036, 14 Aug 2008 23:54:42, -, EPA200.7/60
CCV, Sc 357.253 r, 0.9895, 1.0000, mg/L, 0.4927, 0.0049, 14 Aug 2008 23:54:42, -, EPA200.7/60
CCV, Se 196.090 r, 1.9613, 1.0000, mg/L, 1.5125, 0.0297, 14 Aug 2008 23:54:42, -, EPA200.7/60
CCV, Si 251.611 r, 9.8002, 1.0000, mg/L, 0.1424, 0.0140, 14 Aug 2008 23:54:42, -, EPA200.7/60
CCV, Sn 189.991 r, 1.0267, 1.0000, mg/L, 0.5280, 0.0054, 14 Aug 2008 23:54:42, -, EPA200.7/60
CCV, Sr 421.552 r, 1.0294, 1.0000, mg/L, 0.0461, 0.0005, 14 Aug 2008 23:54:42, -, EPA200.7/60
CCV, Ti 337.280 r, 0.9796, 1.0000, mg/L, 0.1866, 0.0018, 14 Aug 2008 23:54:42, -, EPA200.7/60
CCV, Ti 334.941 r, 0.9758, 1.0000, mg/L, 0.4867, 0.0047, 14 Aug 2008 23:54:42, -, EPA200.7/60
CCV, Tl 190.864 r, 2.0087, 1.0000, mg/L, 2.3511, 0.0472, 14 Aug 2008 23:54:42, -, EPA200.7/60
CCV, V 292.401 r, 1.0255, 1.0000, mg/L, 0.4241, 0.0043, 14 Aug 2008 23:54:42, -, EPA200.7/601
CCV, Zn 213.856 r, 1.0095, 1.0000, mg/L, 0.3890, 0.0039, 14 Aug 2008 23:54:42, -, EPA200.7/60
CCV, Zn 206.200 r, 1.0200, 1.0000, mg/L, 0.2512, 0.0026, 14 Aug 2008 23:54:42, -, EPA200.7/60
CCV, Y 371.030 r, 1.0091, 1.0000, mg/L, 0.6297, 0.0064, 14 Aug 2008 23:54:42, -, EPA200.7/601
CCB, Ag 328.068 r, 0.0017, 1.0000, mg/L, 44.4147, 0.0007, 14 Aug 2008 23:58:09, -, EPA200.7/6
CCB, Al 396.152 r, 0.0400, 1.0000, mg/L, 23.5839, 0.0094, 14 Aug 2008 23:58:09, -, EPA200.7/6
CCB, As 189.042 r, 0.0211, 1.0000, mg/L, 144.0251, 0.0303, 14 Aug 2008 23:58:09, -, EPA200.7/
CCB, B 249.677 r, 0.0133, 1.0000, mg/L, 6.5982, 0.0009, 14 Aug 2008 23:58:09, -, EPA200.7/601
CCB, Ba 493.409 r, -0.0005, 1.0000, mg/L, -29.2861, 0.0001, 14 Aug 2008 23:58:09, -, EPA200.7
CCB, Be 234.861 r, 0.0043, 1.0000, mg/L, 0.4700, 0.0000, 14 Aug 2008 23:58:09, -, EPA200.7/60
CCB, Bi 223.061 r, 0.0163, 1.0000, mg/L, 39.9786, 0.0065, 14 Aug 2008 23:58:09, -, EPA200.7/6
CCB, Ca 315.887 r, -0.1879, 1.0000, mg/L, -2.1157, 0.0040, 14 Aug 2008 23:58:09, -, EPA200.7/
CCB, Cd 214.441 r, 0.0025, 1.0000, mg/L, 9.2072, 0.0002, 14 Aug 2008 23:58:09, -, EPA200.7/60
CCB, Co 228.615 r, -0.0036, 1.0000, mg/L, -24.6163, 0.0009, 14 Aug 2008 23:58:09, -, EPA200.7
CCB, Cr 267.716 r, -0.0010, 1.0000, mg/L, -123.1632, 0.0013, 14 Aug 2008 23:58:09, -, EPA200.
CCB, Cr 205.552 r, 0.0037, 1.0000, mg/L, 9.6056, 0.0004, 14 Aug 2008 23:58:09, -, EPA200.7/60
CCB, Cu 324.754 r, 0.0026, 1.0000, mg/L, 8.0995, 0.0002, 14 Aug 2008 23:58:09, -, EPA200.7/60
CCB, Fe 240.489 r, 0.0271, 1.0000, mg/L, 14.5544, 0.0039, 14 Aug 2008 23:58:09, -, EPA200.7/6

CCB, Fe 259.940 r, 0.0252, 1.0000, mg/L, 20.9736, 0.0053, 14 Aug 2008 23:58:09, -, EPA200.7/6
CCB, Ga 294.364 r, -0.0247, 1.0000, mg/L, -50.9451, 0.0126, 14 Aug 2008 23:58:09, -, EPA200.7
CCB, K 766.491 r, -0.1295, 1.0000, mg/L, -3.5181, 0.0046, 14 Aug 2008 23:58:09, -, EPA200.7/6
CCB, Li 670.784 r, 0.0024, 1.0000, mg/L, 19.2006, 0.0005, 14 Aug 2008 23:58:09, -, EPA200.7/6
CCB, Mg 279.078 r, -0.0024, 1.0000, mg/L, -197.4692, 0.0048, 14 Aug 2008 23:58:09, -, EPA200.
CCB, Mn 257.610 r, 0.0021, 1.0000, mg/L, 1.1153, 0.0000, 14 Aug 2008 23:58:09, -, EPA200.7/60
CCB, Mo 202.030 r, 0.0027, 1.0000, mg/L, 15.2716, 0.0004, 14 Aug 2008 23:58:09, -, EPA200.7/6
CCB, Na 330.237 r, -5.0782, 1.0000, mg/L, -1.2023, 0.0611, 14 Aug 2008 23:58:09, -, EPA200.7/
CCB, Na 589.592 r, 0.0474, 1.0000, mg/L, 17.3413, 0.0082, 14 Aug 2008 23:58:09, -, EPA200.7/6
CCB, Ni 221.648 r, 0.0016, 1.0000, mg/L, 90.3548, 0.0014, 14 Aug 2008 23:58:09, -, EPA200.7/6
CCB, Ni 231.604 r, 0.0009, 1.0000, mg/L, 266.1966, 0.0025, 14 Aug 2008 23:58:09, -, EPA200.7/
CCB, Pb 220.353 r, 0.0155, 1.0000, mg/L, 95.4175, 0.0148, 14 Aug 2008 23:58:09, -, EPA200.7/6
CCB, Sb 206.833 r, -0.0188, 1.0000, mg/L, -10.0033, 0.0019, 14 Aug 2008 23:58:09, -, EPA200.7
CCB, Sb 217.581 r, 0.0336, 1.0000, mg/L, 7.3567, 0.0025, 14 Aug 2008 23:58:09, -, EPA200.7/60
CCB, Sc 361.383 r, -0.0020, 1.0000, mg/L, -5.0535, 0.0001, 14 Aug 2008 23:58:09, -, EPA200.7/
CCB, Sc 357.253 r, -0.0012, 1.0000, mg/L, -29.9959, 0.0003, 14 Aug 2008 23:58:09, -, EPA200.7
CCB, Se 196.090 r, 0.0144, 1.0000, mg/L, 95.6961, 0.0138, 14 Aug 2008 23:58:09, -, EPA200.7/6
CCB, Si 251.611 r, 0.0192, 1.0000, mg/L, 3.8464, 0.0007, 14 Aug 2008 23:58:09, -, EPA200.7/60
CCB, Sn 189.991 r, 0.0078, 1.0000, mg/L, 9.4892, 0.0007, 14 Aug 2008 23:58:09, -, EPA200.7/60
CCB, Sr 421.552 r, -0.0049, 1.0000, mg/L, -2.0736, 0.0001, 14 Aug 2008 23:58:09, -, EPA200.7/
CCB, Ti 337.280 r, 0.0012, 1.0000, mg/L, 17.0490, 0.0002, 14 Aug 2008 23:58:09, -, EPA200.7/6
CCB, Ti 334.941 r, 0.0028, 1.0000, mg/L, 14.6392, 0.0004, 14 Aug 2008 23:58:09, -, EPA200.7/6
CCB, Tl 190.864 r, 0.0170, 1.0000, mg/L, 16.9802, 0.0029, 14 Aug 2008 23:58:09, -, EPA200.7/6
CCB, V 292.401 r, 0.0003, 1.0000, mg/L, 208.6160, 0.0005, 14 Aug 2008 23:58:09, -, EPA200.7/6
CCB, Zn 213.856 r, 0.0042, 1.0000, mg/L, 20.9327, 0.0009, 14 Aug 2008 23:58:09, -, EPA200.7/6
CCB, Zn 206.200 r, 0.0004, 1.0000, mg/L, 735.2677, 0.0027, 14 Aug 2008 23:58:09, -, EPA200.7/
CCB, Y 371.030 r, 0.9892, 1.0000, mg/L, 0.3593, 0.0036, 14 Aug 2008 23:58:09, -, EPA200.7/601
L70791-08, Ag 328.068 r, -0.0186, 100.0000, mg/L, -0.6971, 0.0001, 15 Aug 2008 00:01:37, 9.99
L70791-08, Al 396.152 r, 135.3487, 100.0000, mg/L, 0.0881, 0.1192, 15 Aug 2008 00:01:37, 9.99
L70791-08, As 189.042 r, -0.0317, 100.0000, mg/L, -53.2315, 0.0169, 15 Aug 2008 00:01:37, 9.9
L70791-08, B 249.677 r, -0.1736, 100.0000, mg/L, -0.5937, 0.0010, 15 Aug 2008 00:01:37, 9.999
L70791-08, Ba 493.409 r, 1.6409, 100.0000, mg/L, 0.1200, 0.0020, 15 Aug 2008 00:01:37, 1.0000
L70791-08, Be 234.861 r, 0.0050, 100.0000, mg/L, 0.5763, 0.0000, 15 Aug 2008 00:01:37, 9.9997
L70791-08, Bi 223.061 r, -1.7885, 100.0000, mg/L, -0.1451, 0.0026, 15 Aug 2008 00:01:37, 9.99
L70791-08, Ca 315.887 r, 38.7552, 100.0000, mg/L, 0.2624, 0.1017, 15 Aug 2008 00:01:37, 9.999
L70791-08, Cd 214.441 r, -0.0023, 100.0000, mg/L, -15.7951, 0.0004, 15 Aug 2008 00:01:37, 9.9
L70791-08, Co 228.615 r, 0.1139, 100.0000, mg/L, 0.9679, 0.0011, 15 Aug 2008 00:01:37, 9.9998
L70791-08, Cr 267.716 r, 0.0619, 100.0000, mg/L, 3.4750, 0.0021, 15 Aug 2008 00:01:37, 9.9999
L70791-08, Cr 205.552 r, 0.1140, 100.0000, mg/L, 0.0591, 0.0001, 15 Aug 2008 00:01:37, 1.0000
L70791-08, Cu 324.754 r, 1.4182, 100.0000, mg/L, 0.0837, 0.0012, 15 Aug 2008 00:01:37, 9.9999
L70791-08, Fe 240.489 r, 198.8802, 100.0000, mg/L, 0.2920, 0.5807, 15 Aug 2008 00:01:37, 9.99
L70791-08, Fe 259.940 r, 187.4500, 100.0000, mg/L, 0.4562, 0.8551, 15 Aug 2008 00:01:37, 9.99
L70791-08, Ga 294.364 r, 0.0841, 100.0000, mg/L, 16.3745, 0.0138, 15 Aug 2008 00:01:37, 9.998
L70791-08, K 766.491 r, 40.0134, 100.0000, mg/L, 0.0787, 0.0315, 15 Aug 2008 00:01:37, 9.9999
L70791-08, Li 670.784 r, 0.1298, 100.0000, mg/L, 0.1075, 0.0001, 15 Aug 2008 00:01:37, 9.9998
L70791-08, Mg 279.078 r, 83.1851, 100.0000, mg/L, 0.2592, 0.2156, 15 Aug 2008 00:01:37, 9.999
L70791-08, Mn 257.610 r, 3.1151, 100.0000, mg/L, 0.2453, 0.0076, 15 Aug 2008 00:01:37, 9.9999
L70791-08, Mo 202.030 r, 0.0928, 100.0000, mg/L, 2.9486, 0.0027, 15 Aug 2008 00:01:37, 9.9999
L70791-08, Na 330.237 r, -7.4664, 100.0000, mg/L, -8.6536, 0.6461, 15 Aug 2008 00:01:37, 9.95
L70791-08, Na 589.592 r, 0.7222, 100.0000, mg/L, 0.0985, 0.0007, 15 Aug 2008 00:01:37, 1.0000
L70791-08, Ni 221.648 r, 0.2738, 100.0000, mg/L, 0.1617, 0.0004, 15 Aug 2008 00:01:37, 9.9999
L70791-08, Ni 231.604 r, 0.0912, 100.0000, mg/L, 0.9275, 0.0008, 15 Aug 2008 00:01:37, 1.0000
L70791-08, Pb 220.353 r, 0.0622, 100.0000, mg/L, 2.6884, 0.0017, 15 Aug 2008 00:01:37, 9.9999
L70791-08, Sb 206.833 r, -0.0291, 100.0000, mg/L, -23.2976, 0.0068, 15 Aug 2008 00:01:37, 9.9
L70791-08, Sb 217.581 r, 0.0283, 100.0000, mg/L, 0.7390, 0.0002, 15 Aug 2008 00:01:37, 9.9995
L70791-08, Sc 361.383 r, 0.0241, 100.0000, mg/L, 0.9643, 0.0002, 15 Aug 2008 00:01:37, 9.9999
L70791-08, Sc 357.253 r, 0.0293, 100.0000, mg/L, 0.1709, 0.0001, 15 Aug 2008 00:01:37, 9.9999
L70791-08, Se 196.090 r, -0.1834, 100.0000, mg/L, -12.5137, 0.0230, 15 Aug 2008 00:01:37, 9.9
L70791-08, Si 251.611 r, 14.5968, 100.0000, mg/L, 0.1086, 0.0158, 15 Aug 2008 00:01:37, 9.999
L70791-08, Sn 189.991 r, 0.1144, 100.0000, mg/L, 2.0447, 0.0023, 15 Aug 2008 00:01:37, 9.9997

L70791-08, Sr 421.552 r, 0.2851, 100.0000, mg/L, 0.1345, 0.0004, 15 Aug 2008 00:01:37, 9.9995
L70791-08, Ti 337.280 r, 21.2787, 100.0000, mg/L, 0.0538, 0.0114, 15 Aug 2008 00:01:37, 9.999
L70791-08, Ti 334.941 r, 20.6511, 100.0000, mg/L, 0.2728, 0.0563, 15 Aug 2008 00:01:37, 9.999
L70791-08, Tl 190.864 r, 0.1413, 100.0000, mg/L, 7.8311, 0.0111, 15 Aug 2008 00:01:37, 9.9999
L70791-08, V 292.401 r, 0.5654, 100.0000, mg/L, 0.0073, 0.0000, 15 Aug 2008 00:01:37, 9.99990
L70791-08, Zn 213.856 r, 0.5092, 100.0000, mg/L, 0.0125, 0.0001, 15 Aug 2008 00:01:37, 9.9998
L70791-08, Zn 206.200 r, 0.5207, 100.0000, mg/L, 0.1071, 0.0006, 15 Aug 2008 00:01:37, 1.0000
L70791-08, Y 371.030 r, 1.0593, 100.0000, mg/L, 0.0173, 0.0002, 15 Aug 2008 00:01:37, 0.00000
L70791-09, Ag 328.068 r, -0.0232, 100.0000, mg/L, -7.0924, 0.0016, 15 Aug 2008 00:05:03, 9.99
L70791-09, Al 396.152 r, 128.5843, 100.0000, mg/L, 1.3942, 1.7927, 15 Aug 2008 00:05:03, 9.99
L70791-09, As 189.042 r, 0.0002, 100.0000, mg/L, 5534.2147, 0.0091, 15 Aug 2008 00:05:03, 9.9
L70791-09, B 249.677 r, -0.1562, 100.0000, mg/L, -2.4497, 0.0038, 15 Aug 2008 00:05:03, 9.999
L70791-09, Ba 493.409 r, 1.6057, 100.0000, mg/L, 1.4326, 0.0230, 15 Aug 2008 00:05:03, 1.0000
L70791-09, Be 234.861 r, 0.0047, 100.0000, mg/L, 0.4450, 0.0000, 15 Aug 2008 00:05:03, 9.9997
L70791-09, Bi 223.061 r, -1.0406, 100.0000, mg/L, -0.7210, 0.0075, 15 Aug 2008 00:05:03, 9.99
L70791-09, Ca 315.887 r, 30.8381, 100.0000, mg/L, 1.6064, 0.4954, 15 Aug 2008 00:05:03, 9.999
L70791-09, Cd 214.441 r, -0.0004, 100.0000, mg/L, -83.7401, 0.0003, 15 Aug 2008 00:05:03, 9.9
L70791-09, Co 228.615 r, 0.0882, 100.0000, mg/L, 1.0582, 0.0009, 15 Aug 2008 00:05:03, 9.9998
L70791-09, Cr 267.716 r, 0.0618, 100.0000, mg/L, 1.1749, 0.0007, 15 Aug 2008 00:05:03, 9.9999
L70791-09, Cr 205.552 r, 0.1104, 100.0000, mg/L, 0.7033, 0.0008, 15 Aug 2008 00:05:03, 1.0000
L70791-09, Cu 324.754 r, 5.7004, 100.0000, mg/L, 1.3073, 0.0745, 15 Aug 2008 00:05:03, 9.9999
L70791-09, Fe 240.489 r, 186.3097, 100.0000, mg/L, 1.3394, 2.4954, 15 Aug 2008 00:05:03, 9.99
L70791-09, Fe 259.940 r, 177.0392, 100.0000, mg/L, 1.3167, 2.3310, 15 Aug 2008 00:05:03, 9.99
L70791-09, Ga 294.364 r, 0.0587, 100.0000, mg/L, 0.2706, 0.0002, 15 Aug 2008 00:05:03, 9.9988
L70791-09, K 766.491 r, 40.0869, 100.0000, mg/L, 1.3084, 0.5245, 15 Aug 2008 00:05:03, 9.9999
L70791-09, Li 670.784 r, 0.1013, 100.0000, mg/L, 2.2049, 0.0022, 15 Aug 2008 00:05:03, 9.9998
L70791-09, Mg 279.078 r, 56.7260, 100.0000, mg/L, 1.4442, 0.8193, 15 Aug 2008 00:05:03, 9.999
L70791-09, Mn 257.610 r, 2.8727, 100.0000, mg/L, 1.4454, 0.0415, 15 Aug 2008 00:05:03, 9.9999
L70791-09, Mo 202.030 r, 0.8432, 100.0000, mg/L, 1.4710, 0.0124, 15 Aug 2008 00:05:03, 9.9999
L70791-09, Na 330.237 r, -6.9970, 100.0000, mg/L, -0.0896, 0.0063, 15 Aug 2008 00:05:03, 9.95
L70791-09, Na 589.592 r, 0.7064, 100.0000, mg/L, 3.0681, 0.0217, 15 Aug 2008 00:05:03, 1.0000
L70791-09, Ni 221.648 r, 0.2931, 100.0000, mg/L, 2.1777, 0.0064, 15 Aug 2008 00:05:03, 9.9999
L70791-09, Ni 231.604 r, 0.0636, 100.0000, mg/L, 0.0044, 0.0000, 15 Aug 2008 00:05:03, 1.0000
L70791-09, Pb 220.353 r, 0.0859, 100.0000, mg/L, 16.1069, 0.0138, 15 Aug 2008 00:05:03, 9.999
L70791-09, Sb 206.833 r, -0.0011, 100.0000, mg/L, -871.6378, 0.0100, 15 Aug 2008 00:05:03, 9.
L70791-09, Sb 217.581 r, 0.0055, 100.0000, mg/L, 306.9826, 0.0169, 15 Aug 2008 00:05:03, 9.99
L70791-09, Sc 361.383 r, 0.0228, 100.0000, mg/L, 1.9204, 0.0004, 15 Aug 2008 00:05:03, 9.9999
L70791-09, Sc 357.253 r, 0.0268, 100.0000, mg/L, 4.6410, 0.0012, 15 Aug 2008 00:05:03, 9.9999
L70791-09, Se 196.090 r, -0.1541, 100.0000, mg/L, -6.2948, 0.0097, 15 Aug 2008 00:05:03, 9.99
L70791-09, Si 251.611 r, 18.0812, 100.0000, mg/L, 1.3874, 0.2509, 15 Aug 2008 00:05:03, 9.999
L70791-09, Sn 189.991 r, 0.0948, 100.0000, mg/L, 3.7761, 0.0036, 15 Aug 2008 00:05:03, 9.9997
L70791-09, Sr 421.552 r, 1.3752, 100.0000, mg/L, 1.7449, 0.0240, 15 Aug 2008 00:05:03, 9.9995
L70791-09, Ti 337.280 r, 12.8749, 100.0000, mg/L, 1.4456, 0.1861, 15 Aug 2008 00:05:03, 9.999
L70791-09, Ti 334.941 r, 12.5917, 100.0000, mg/L, 1.1953, 0.1505, 15 Aug 2008 00:05:03, 9.999
L70791-09, Tl 190.864 r, 0.0995, 100.0000, mg/L, 5.8007, 0.0058, 15 Aug 2008 00:05:03, 9.9999
L70791-09, V 292.401 r, 0.4783, 100.0000, mg/L, 1.0997, 0.0053, 15 Aug 2008 00:05:03, 9.99990
L70791-09, Zn 213.856 r, 0.4583, 100.0000, mg/L, 1.0710, 0.0049, 15 Aug 2008 00:05:03, 9.9998
L70791-09, Zn 206.200 r, 0.4671, 100.0000, mg/L, 1.3261, 0.0062, 15 Aug 2008 00:05:03, 1.0000
L70791-09, Y 371.030 r, 1.0589, 100.0000, mg/L, 1.1848, 0.0125, 15 Aug 2008 00:05:03, 0.00000
L70791-10, Ag 328.068 r, -0.0289, 100.0000, mg/L, -2.6099, 0.0008, 15 Aug 2008 00:08:30, 9.99
L70791-10, Al 396.152 r, 125.0857, 100.0000, mg/L, 0.2554, 0.3195, 15 Aug 2008 00:08:30, 9.99
L70791-10, As 189.042 r, -0.0437, 100.0000, mg/L, -1.2428, 0.0005, 15 Aug 2008 00:08:30, 9.99
L70791-10, B 249.677 r, -0.1989, 100.0000, mg/L, -0.3030, 0.0006, 15 Aug 2008 00:08:30, 9.999
L70791-10, Ba 493.409 r, 1.9302, 100.0000, mg/L, 0.4311, 0.0083, 15 Aug 2008 00:08:30, 1.0000
L70791-10, Be 234.861 r, 0.0037, 100.0000, mg/L, 1.7166, 0.0001, 15 Aug 2008 00:08:30, 9.9997
L70791-10, Bi 223.061 r, -1.7648, 100.0000, mg/L, -0.0614, 0.0011, 15 Aug 2008 00:08:30, 9.99
L70791-10, Ca 315.887 r, 39.5372, 100.0000, mg/L, 0.2957, 0.1169, 15 Aug 2008 00:08:30, 9.999
L70791-10, Cd 214.441 r, -0.0009, 100.0000, mg/L, -109.4623, 0.0010, 15 Aug 2008 00:08:30, 9.
L70791-10, Co 228.615 r, 0.1168, 100.0000, mg/L, 1.8644, 0.0022, 15 Aug 2008 00:08:30, 9.9998
L70791-10, Cr 267.716 r, 0.0701, 100.0000, mg/L, 0.5993, 0.0004, 15 Aug 2008 00:08:30, 9.9999

```
L70791-10, Cr 205.552 r, 0.1272, 100.0000, mg/L, 0.6317, 0.0008, 15 Aug 2008  00:08:30, 1.0000
L70791-10, Cu 324.754 r, 2.6947, 100.0000, mg/L, 0.6266, 0.0169, 15 Aug 2008  00:08:30, 9.9999
L70791-10, Fe 240.489 r, 223.0235, 100.0000, mg/L, 0.5890, 1.3137, 15 Aug 2008  00:08:30, 9.99
L70791-10, Fe 259.940 r, 209.9255, 100.0000, mg/L, 0.5549, 1.1648, 15 Aug 2008  00:08:30, 9.99
L70791-10, Ga 294.364 r, 0.0747, 100.0000, mg/L, 3.9558, 0.0030, 15 Aug 2008  00:08:30, 9.9988
L70791-10, K 766.491 r, 61.1825, 100.0000, mg/L, 0.3363, 0.2057, 15 Aug 2008  00:08:30, 9.9999
L70791-10, Li 670.784 r, 0.1190, 100.0000, mg/L, 0.8448, 0.0010, 15 Aug 2008  00:08:30, 9.9998
L70791-10, Mg 279.078 r, 87.1440, 100.0000, mg/L, 0.8732, 0.7609, 15 Aug 2008  00:08:30, 9.999
L70791-10, Mn 257.610 r, 3.4949, 100.0000, mg/L, 0.5744, 0.0201, 15 Aug 2008  00:08:30, 9.9999
L70791-10, Mo 202.030 r, 0.0312, 100.0000, mg/L, 6.4965, 0.0020, 15 Aug 2008  00:08:30, 9.9999
L70791-10, Na 330.237 r, -7.3746, 100.0000, mg/L, -10.3048, 0.7599, 15 Aug 2008  00:08:30, 9.9
L70791-10, Na 589.592 r, 1.0917, 100.0000, mg/L, 1.4961, 0.0163, 15 Aug 2008  00:08:30, 1.0000
L70791-10, Ni 221.648 r, 0.3097, 100.0000, mg/L, 0.1933, 0.0006, 15 Aug 2008  00:08:30, 9.9999
L70791-10, Ni 231.604 r, 0.0995, 100.0000, mg/L, 1.3929, 0.0014, 15 Aug 2008  00:08:30, 1.0000
L70791-10, Pb 220.353 r, 0.0364, 100.0000, mg/L, 26.1836, 0.0095, 15 Aug 2008  00:08:30, 9.999
L70791-10, Sb 206.833 r, -0.0197, 100.0000, mg/L, -51.5986, 0.0101, 15 Aug 2008  00:08:30, 9.9
L70791-10, Sb 217.581 r, 0.0192, 100.0000, mg/L, 137.7136, 0.0265, 15 Aug 2008  00:08:30, 9.99
L70791-10, Sc 361.383 r, 0.0285, 100.0000, mg/L, 0.3641, 0.0001, 15 Aug 2008  00:08:30, 9.9999
L70791-10, Sc 357.253 r, 0.0343, 100.0000, mg/L, 0.6580, 0.0002, 15 Aug 2008  00:08:30, 9.9999
L70791-10, Se 196.090 r, -0.1824, 100.0000, mg/L, -2.9159, 0.0053, 15 Aug 2008  00:08:30, 9.99
L70791-10, Si 251.611 r, 17.3800, 100.0000, mg/L, 0.4615, 0.0802, 15 Aug 2008  00:08:30, 9.999
L70791-10, Sn 189.991 r, 0.1140, 100.0000, mg/L, 0.5013, 0.0006, 15 Aug 2008  00:08:30, 9.9997
L70791-10, Sr 421.552 r, 0.2610, 100.0000, mg/L, 0.1413, 0.0004, 15 Aug 2008  00:08:30, 9.9995
L70791-10, Ti 337.280 r, 21.5886, 100.0000, mg/L, 0.3995, 0.0862, 15 Aug 2008  00:08:30, 9.999
L70791-10, Ti 334.941 r, 20.9708, 100.0000, mg/L, 0.7214, 0.1513, 15 Aug 2008  00:08:30, 9.999
L70791-10, Tl 190.864 r, 0.1412, 100.0000, mg/L, 7.2233, 0.0102, 15 Aug 2008  00:08:30, 9.9999
L70791-10, V 292.401 r, 0.6672, 100.0000, mg/L, 0.3877, 0.0026, 15 Aug 2008  00:08:30, 9.99990
L70791-10, Zn 213.856 r, 0.5242, 100.0000, mg/L, 0.7150, 0.0037, 15 Aug 2008  00:08:30, 9.9998
L70791-10, Zn 206.200 r, 0.5327, 100.0000, mg/L, 0.8078, 0.0043, 15 Aug 2008  00:08:30, 1.0000
L70791-10, Y 371.030 r, 1.0530, 100.0000, mg/L, 0.2857, 0.0030, 15 Aug 2008  00:08:30, 0.00000
L70791-11, Ag 328.068 r, -0.0166, 100.0000, mg/L, -11.7746, 0.0020, 15 Aug 2008  00:11:56, 9.9
L70791-11, Al 396.152 r, 119.5920, 100.0000, mg/L, 0.1320, 0.1579, 15 Aug 2008  00:11:56, 9.99
L70791-11, As 189.042 r, 0.0027, 100.0000, mg/L, 692.3970, 0.0187, 15 Aug 2008  00:11:56, 9.99
L70791-11, B 249.677 r, -0.1422, 100.0000, mg/L, -0.5121, 0.0007, 15 Aug 2008  00:11:56, 9.999
L70791-11, Ba 493.409 r, 1.3930, 100.0000, mg/L, 0.1758, 0.0024, 15 Aug 2008  00:11:56, 1.0000
L70791-11, Be 234.861 r, 0.0049, 100.0000, mg/L, 0.7046, 0.0000, 15 Aug 2008  00:11:56, 9.9997
L70791-11, Bi 223.061 r, -1.3678, 100.0000, mg/L, -2.9356, 0.0402, 15 Aug 2008  00:11:56, 9.99
L70791-11, Ca 315.887 r, 34.6282, 100.0000, mg/L, 0.3515, 0.1217, 15 Aug 2008  00:11:56, 9.999
L70791-11, Cd 214.441 r, 0.0028, 100.0000, mg/L, 0.0565, 0.0000, 15 Aug 2008  00:11:56, 9.9999
L70791-11, Co 228.615 r, 0.1047, 100.0000, mg/L, 0.2591, 0.0003, 15 Aug 2008  00:11:56, 9.9998
L70791-11, Cr 267.716 r, 0.0593, 100.0000, mg/L, 0.6940, 0.0004, 15 Aug 2008  00:11:56, 9.9999
L70791-11, Cr 205.552 r, 0.1069, 100.0000, mg/L, 0.9403, 0.0010, 15 Aug 2008  00:11:56, 1.0000
L70791-11, Cu 324.754 r, 11.0083, 100.0000, mg/L, 0.3067, 0.0338, 15 Aug 2008  00:11:56, 9.999
L70791-11, Fe 240.489 r, 172.3552, 100.0000, mg/L, 0.2424, 0.4178, 15 Aug 2008  00:11:56, 9.99
L70791-11, Fe 259.940 r, 163.3299, 100.0000, mg/L, 0.3385, 0.5529, 15 Aug 2008  00:11:56, 9.99
L70791-11, Ga 294.364 r, 0.0721, 100.0000, mg/L, 1.5590, 0.0011, 15 Aug 2008  00:11:56, 9.9988
L70791-11, K 766.491 r, 29.6365, 100.0000, mg/L, 0.1443, 0.0428, 15 Aug 2008  00:11:56, 9.9999
L70791-11, Li 670.784 r, 0.0938, 100.0000, mg/L, 0.0966, 0.0001, 15 Aug 2008  00:11:56, 9.9998
L70791-11, Mg 279.078 r, 73.1216, 100.0000, mg/L, 0.4805, 0.3514, 15 Aug 2008  00:11:56, 9.999
L70791-11, Mn 257.610 r, 3.3343, 100.0000, mg/L, 0.4476, 0.0149, 15 Aug 2008  00:11:56, 9.9999
L70791-11, Mo 202.030 r, 1.5674, 100.0000, mg/L, 0.3344, 0.0052, 15 Aug 2008  00:11:56, 9.9999
L70791-11, Na 330.237 r, -6.1377, 100.0000, mg/L, -2.2196, 0.1362, 15 Aug 2008  00:11:56, 9.95
L70791-11, Na 589.592 r, 0.5138, 100.0000, mg/L, 0.2835, 0.0015, 15 Aug 2008  00:11:56, 1.0000
L70791-11, Ni 221.648 r, 0.2868, 100.0000, mg/L, 0.8692, 0.0025, 15 Aug 2008  00:11:56, 9.9999
L70791-11, Ni 231.604 r, 0.0881, 100.0000, mg/L, 2.5215, 0.0022, 15 Aug 2008  00:11:56, 1.0000
L70791-11, Pb 220.353 r, 0.1345, 100.0000, mg/L, 2.4779, 0.0033, 15 Aug 2008  00:11:56, 9.9999
L70791-11, Sb 206.833 r, -0.0149, 100.0000, mg/L, -124.3469, 0.0186, 15 Aug 2008  00:11:56, 9.
L70791-11, Sb 217.581 r, 0.0308, 100.0000, mg/L, 69.9516, 0.0216, 15 Aug 2008  00:11:56, 9.999
L70791-11, Sc 361.383 r, 0.0242, 100.0000, mg/L, 0.5114, 0.0001, 15 Aug 2008  00:11:56, 9.9999
L70791-11, Sc 357.253 r, 0.0294, 100.0000, mg/L, 0.4881, 0.0001, 15 Aug 2008  00:11:56, 9.9999
```

```
L70791-11, Se 196.090 r, -0.1299, 100.0000, mg/L, -1.5767, 0.0020, 15 Aug 2008  00:11:56, 9.99
L70791-11, Si 251.611 r, 16.8865, 100.0000, mg/L, 0.2224, 0.0375, 15 Aug 2008  00:11:56, 9.999
L70791-11, Sn 189.991 r, 0.1040, 100.0000, mg/L, 3.1104, 0.0032, 15 Aug 2008  00:11:56, 9.9997
L70791-11, Sr 421.552 r, 0.1996, 100.0000, mg/L, 0.0831, 0.0002, 15 Aug 2008  00:11:56, 9.9995
L70791-11, Ti 337.280 r, 17.2666, 100.0000, mg/L, 0.3307, 0.0571, 15 Aug 2008  00:11:56, 9.999
L70791-11, Ti 334.941 r, 16.7765, 100.0000, mg/L, 0.2239, 0.0376, 15 Aug 2008  00:11:56, 9.999
L70791-11, Tl 190.864 r, 0.1019, 100.0000, mg/L, 13.1262, 0.0134, 15 Aug 2008  00:11:56, 9.999
L70791-11, V 292.401 r, 0.4455, 100.0000, mg/L, 0.0713, 0.0003, 15 Aug 2008  00:11:56, 9.99990
L70791-11, Zn 213.856 r, 0.7275, 100.0000, mg/L, 0.0575, 0.0004, 15 Aug 2008  00:11:56, 9.9998
L70791-11, Zn 206.200 r, 0.7504, 100.0000, mg/L, 0.4979, 0.0037, 15 Aug 2008  00:11:56, 1.0000
L70791-11, Y 371.030 r, 1.0587, 100.0000, mg/L, 0.1291, 0.0014, 15 Aug 2008  00:11:56, 0.00000
L70791-12, Ag 328.068 r, -0.0236, 100.0000, mg/L, -4.4498, 0.0010, 15 Aug 2008  00:15:23, 9.99
L70791-12, Al 396.152 r, 94.8550, 100.0000, mg/L, 0.1231, 0.1168, 15 Aug 2008  00:15:23, 9.999
L70791-12, As 189.042 r, -0.0667, 100.0000, mg/L, -3.7852, 0.0025, 15 Aug 2008  00:15:23, 9.99
L70791-12, B 249.677 r, -0.1548, 100.0000, mg/L, -1.9676, 0.0030, 15 Aug 2008  00:15:23, 9.999
L70791-12, Ba 493.409 r, 1.3090, 100.0000, mg/L, 0.0987, 0.0013, 15 Aug 2008  00:15:23, 1.0000
L70791-12, Be 234.861 r, 0.0033, 100.0000, mg/L, 6.3679, 0.0002, 15 Aug 2008  00:15:23, 9.9997
L70791-12, Bi 223.061 r, -1.2899, 100.0000, mg/L, -0.9780, 0.0126, 15 Aug 2008  00:15:23, 9.99
L70791-12, Ca 315.887 r, 30.6905, 100.0000, mg/L, 0.5055, 0.1551, 15 Aug 2008  00:15:23, 9.999
L70791-12, Cd 214.441 r, -0.0009, 100.0000, mg/L, -46.8304, 0.0004, 15 Aug 2008  00:15:23, 9.9
L70791-12, Co 228.615 r, 0.0919, 100.0000, mg/L, 1.3212, 0.0012, 15 Aug 2008  00:15:23, 9.9998
L70791-12, Cr 267.716 r, 0.0644, 100.0000, mg/L, 2.7941, 0.0018, 15 Aug 2008  00:15:23, 9.9999
L70791-12, Cr 205.552 r, 0.1122, 100.0000, mg/L, 1.1508, 0.0013, 15 Aug 2008  00:15:23, 1.0000
L70791-12, Cu 324.754 r, 3.7994, 100.0000, mg/L, 0.3409, 0.0130, 15 Aug 2008  00:15:23, 9.9999
L70791-12, Fe 240.489 r, 179.8748, 100.0000, mg/L, 0.5044, 0.9074, 15 Aug 2008  00:15:23, 9.99
L70791-12, Fe 259.940 r, 169.2216, 100.0000, mg/L, 0.2048, 0.3466, 15 Aug 2008  00:15:23, 9.99
L70791-12, Ga 294.364 r, 0.0253, 100.0000, mg/L, 103.0077, 0.0260, 15 Aug 2008  00:15:23, 9.99
L70791-12, K 766.491 r, 41.5067, 100.0000, mg/L, 0.0824, 0.0342, 15 Aug 2008  00:15:23, 9.9999
L70791-12, Li 670.784 r, 0.0932, 100.0000, mg/L, 1.2513, 0.0012, 15 Aug 2008  00:15:23, 9.9998
L70791-12, Mg 279.078 r, 64.7837, 100.0000, mg/L, 0.4903, 0.3176, 15 Aug 2008  00:15:23, 9.999
L70791-12, Mn 257.610 r, 2.5698, 100.0000, mg/L, 0.3824, 0.0098, 15 Aug 2008  00:15:23, 9.9999
L70791-12, Mo 202.030 r, 0.2478, 100.0000, mg/L, 0.0233, 0.0001, 15 Aug 2008  00:15:23, 9.9999
L70791-12, Na 330.237 r, -7.1359, 100.0000, mg/L, -2.3457, 0.1674, 15 Aug 2008  00:15:23, 9.95
L70791-12, Na 589.592 r, 0.6265, 100.0000, mg/L, 2.3160, 0.0145, 15 Aug 2008  00:15:23, 1.0000
L70791-12, Ni 221.648 r, 0.2765, 100.0000, mg/L, 0.0751, 0.0002, 15 Aug 2008  00:15:23, 9.9999
L70791-12, Ni 231.604 r, 0.0706, 100.0000, mg/L, 1.2758, 0.0009, 15 Aug 2008  00:15:23, 1.0000
L70791-12, Pb 220.353 r, 0.2894, 100.0000, mg/L, 3.1952, 0.0092, 15 Aug 2008  00:15:23, 9.9999
L70791-12, Sb 206.833 r, 0.0013, 100.0000, mg/L, 707.1083, 0.0095, 15 Aug 2008  00:15:23, 9.99
L70791-12, Sb 217.581 r, 0.0016, 100.0000, mg/L, 3058.2460, 0.0485, 15 Aug 2008  00:15:23, 9.9
L70791-12, Sc 361.383 r, 0.0193, 100.0000, mg/L, 0.7519, 0.0001, 15 Aug 2008  00:15:23, 9.9999
L70791-12, Sc 357.253 r, 0.0233, 100.0000, mg/L, 1.9301, 0.0004, 15 Aug 2008  00:15:23, 9.9999
L70791-12, Se 196.090 r, -0.1611, 100.0000, mg/L, -15.1486, 0.0244, 15 Aug 2008  00:15:23, 9.9
L70791-12, Si 251.611 r, 16.5680, 100.0000, mg/L, 0.2608, 0.0432, 15 Aug 2008  00:15:23, 9.999
L70791-12, Sn 189.991 r, 0.0963, 100.0000, mg/L, 1.2026, 0.0012, 15 Aug 2008  00:15:23, 9.9997
L70791-12, Sr 421.552 r, 0.1220, 100.0000, mg/L, 0.0726, 0.0001, 15 Aug 2008  00:15:23, 9.9995
L70791-12, Ti 337.280 r, 15.3691, 100.0000, mg/L, 0.0823, 0.0126, 15 Aug 2008  00:15:23, 9.999
L70791-12, Ti 334.941 r, 15.0036, 100.0000, mg/L, 0.3529, 0.0530, 15 Aug 2008  00:15:23, 9.999
L70791-12, Tl 190.864 r, 0.0944, 100.0000, mg/L, 3.5377, 0.0033, 15 Aug 2008  00:15:23, 9.9999
L70791-12, V 292.401 r, 0.5410, 100.0000, mg/L, 0.4035, 0.0022, 15 Aug 2008  00:15:23, 9.99990
L70791-12, Zn 213.856 r, 0.5033, 100.0000, mg/L, 0.2916, 0.0015, 15 Aug 2008  00:15:23, 9.9998
L70791-12, Zn 206.200 r, 0.5205, 100.0000, mg/L, 1.0872, 0.0057, 15 Aug 2008  00:15:23, 1.0000
L70791-12, Y 371.030 r, 1.0625, 100.0000, mg/L, 0.4660, 0.0050, 15 Aug 2008  00:15:23, 0.00000
L70791-13, Ag 328.068 r, -0.0335, 100.0000, mg/L, -1.4082, 0.0005, 15 Aug 2008  00:18:50, 9.99
L70791-13, Al 396.152 r, 130.5243, 100.0000, mg/L, 0.1328, 0.1733, 15 Aug 2008  00:18:50, 9.99
L70791-13, As 189.042 r, 0.0326, 100.0000, mg/L, 48.4405, 0.0158, 15 Aug 2008  00:18:50, 9.997
L70791-13, B 249.677 r, -0.1978, 100.0000, mg/L, -1.4913, 0.0029, 15 Aug 2008  00:18:50, 9.999
L70791-13, Ba 493.409 r, 1.8408, 100.0000, mg/L, 0.2885, 0.0053, 15 Aug 2008  00:18:50, 1.0000
L70791-13, Be 234.861 r, 0.0035, 100.0000, mg/L, 3.0279, 0.0001, 15 Aug 2008  00:18:50, 9.9997
L70791-13, Bi 223.061 r, -1.3405, 100.0000, mg/L, -2.1577, 0.0289, 15 Aug 2008  00:18:50, 9.99
L70791-13, Ca 315.887 r, 126.5992, 100.0000, mg/L, 0.4013, 0.5080, 15 Aug 2008  00:18:50, 9.99
```

```
L70791-13, Cd 214.441 r, -0.0008, 100.0000, mg/L, -83.5515, 0.0007, 15 Aug 2008  00:18:50, 9.9
L70791-13, Co 228.615 r, 0.1054, 100.0000, mg/L, 1.6980, 0.0018, 15 Aug 2008  00:18:50, 9.9998
L70791-13, Cr 267.716 r, 0.0727, 100.0000, mg/L, 2.6065, 0.0019, 15 Aug 2008  00:18:50, 9.9999
L70791-13, Cr 205.552 r, 0.1345, 100.0000, mg/L, 1.2475, 0.0017, 15 Aug 2008  00:18:50, 1.0000
L70791-13, Cu 324.754 r, 3.6060, 100.0000, mg/L, 0.2171, 0.0078, 15 Aug 2008  00:18:50, 9.9999
L70791-13, Fe 240.489 r, 227.3209, 100.0000, mg/L, 0.4298, 0.9770, 15 Aug 2008  00:18:50, 9.99
L70791-13, Fe 259.940 r, 213.6169, 100.0000, mg/L, 0.0323, 0.0689, 15 Aug 2008  00:18:50, 9.99
L70791-13, Ga 294.364 r, 0.1015, 100.0000, mg/L, 5.4077, 0.0055, 15 Aug 2008  00:18:50, 9.9988
L70791-13, K 766.491 r, 46.2174, 100.0000, mg/L, 0.3389, 0.1566, 15 Aug 2008  00:18:50, 9.9999
L70791-13, Li 670.784 r, 0.1521, 100.0000, mg/L, 0.2741, 0.0004, 15 Aug 2008  00:18:50, 9.9998
L70791-13, Mg 279.078 r, 78.8806, 100.0000, mg/L, 0.1660, 0.1309, 15 Aug 2008  00:18:50, 9.999
L70791-13, Mn 257.610 r, 3.6138, 100.0000, mg/L, 0.3999, 0.0145, 15 Aug 2008  00:18:50, 9.9999
L70791-13, Mo 202.030 r, 0.8689, 100.0000, mg/L, 1.1887, 0.0103, 15 Aug 2008  00:18:50, 9.9999
L70791-13, Na 330.237 r, -8.2216, 100.0000, mg/L, -1.0386, 0.0854, 15 Aug 2008  00:18:50, 9.95
L70791-13, Na 589.592 r, 0.8554, 100.0000, mg/L, 0.6455, 0.0055, 15 Aug 2008  00:18:50, 1.0000
L70791-13, Ni 221.648 r, 0.3015, 100.0000, mg/L, 0.0825, 0.0002, 15 Aug 2008  00:18:50, 9.9999
L70791-13, Ni 231.604 r, 0.0958, 100.0000, mg/L, 3.8304, 0.0037, 15 Aug 2008  00:18:50, 1.0000
L70791-13, Pb 220.353 r, 0.0668, 100.0000, mg/L, 30.6327, 0.0205, 15 Aug 2008  00:18:50, 9.999
L70791-13, Sb 206.833 r, -0.0082, 100.0000, mg/L, -153.8451, 0.0126, 15 Aug 2008  00:18:50, 9.
L70791-13, Sb 217.581 r, 0.0083, 100.0000, mg/L, 25.3068, 0.0021, 15 Aug 2008  00:18:50, 9.999
L70791-13, Sc 361.383 r, 0.0252, 100.0000, mg/L, 1.1603, 0.0003, 15 Aug 2008  00:18:50, 9.9999
L70791-13, Sc 357.253 r, 0.0302, 100.0000, mg/L, 2.6528, 0.0008, 15 Aug 2008  00:18:50, 9.9999
L70791-13, Se 196.090 r, -0.2169, 100.0000, mg/L, -14.4128, 0.0313, 15 Aug 2008  00:18:50, 9.9
L70791-13, Si 251.611 r, 17.3058, 100.0000, mg/L, 0.1397, 0.0242, 15 Aug 2008  00:18:50, 9.999
L70791-13, Sn 189.991 r, 0.0934, 100.0000, mg/L, 1.1068, 0.0010, 15 Aug 2008  00:18:50, 9.9997
L70791-13, Sr 421.552 r, 0.3874, 100.0000, mg/L, 0.3415, 0.0013, 15 Aug 2008  00:18:50, 9.9995
L70791-13, Ti 337.280 r, 16.8089, 100.0000, mg/L, 0.2439, 0.0410, 15 Aug 2008  00:18:50, 9.999
L70791-13, Ti 334.941 r, 16.4481, 100.0000, mg/L, 0.1514, 0.0249, 15 Aug 2008  00:18:50, 9.999
L70791-13, Tl 190.864 r, 0.1117, 100.0000, mg/L, 1.4023, 0.0016, 15 Aug 2008  00:18:50, 9.9999
L70791-13, V 292.401 r, 0.6315, 100.0000, mg/L, 0.2694, 0.0017, 15 Aug 2008  00:18:50, 9.99990
L70791-13, Zn 213.856 r, 0.5055, 100.0000, mg/L, 0.2698, 0.0014, 15 Aug 2008  00:18:50, 9.9998
L70791-13, Zn 206.200 r, 0.5088, 100.0000, mg/L, 0.9098, 0.0046, 15 Aug 2008  00:18:50, 1.0000
L70791-13, Y 371.030 r, 1.0570, 100.0000, mg/L, 0.6393, 0.0068, 15 Aug 2008  00:18:50, 0.00000
L70791-14, Ag 328.068 r, -0.0372, 100.0000, mg/L, -13.7302, 0.0051, 15 Aug 2008  00:22:16, 9.9
L70791-14, Al 396.152 r, 108.0828, 100.0000, mg/L, 0.3073, 0.3322, 15 Aug 2008  00:22:16, 9.99
L70791-14, As 189.042 r, 0.0151, 100.0000, mg/L, 87.8603, 0.0133, 15 Aug 2008  00:22:16, 9.997
L70791-14, B 249.677 r, -0.2264, 100.0000, mg/L, -1.2891, 0.0029, 15 Aug 2008  00:22:16, 9.999
L70791-14, Ba 493.409 r, 1.8498, 100.0000, mg/L, 0.1617, 0.0030, 15 Aug 2008  00:22:16, 1.0000
L70791-14, Be 234.861 r, 0.0023, 100.0000, mg/L, 0.3019, 0.0000, 15 Aug 2008  00:22:16, 9.9997
L70791-14, Bi 223.061 r, -1.3653, 100.0000, mg/L, -1.1481, 0.0157, 15 Aug 2008  00:22:16, 9.99
L70791-14, Ca 315.887 r, 91.0601, 100.0000, mg/L, 0.5046, 0.4595, 15 Aug 2008  00:22:16, 9.999
L70791-14, Cd 214.441 r, -0.0022, 100.0000, mg/L, -7.8791, 0.0002, 15 Aug 2008  00:22:16, 9.99
L70791-14, Co 228.615 r, 0.0998, 100.0000, mg/L, 1.9871, 0.0020, 15 Aug 2008  00:22:16, 9.9998
L70791-14, Cr 267.716 r, 0.0787, 100.0000, mg/L, 1.8667, 0.0015, 15 Aug 2008  00:22:16, 9.9999
L70791-14, Cr 205.552 r, 0.1415, 100.0000, mg/L, 1.5333, 0.0022, 15 Aug 2008  00:22:16, 1.0000
L70791-14, Cu 324.754 r, 1.2467, 100.0000, mg/L, 0.4279, 0.0053, 15 Aug 2008  00:22:16, 9.9999
L70791-14, Fe 240.489 r, 244.2911, 100.0000, mg/L, 0.5482, 1.3393, 15 Aug 2008  00:22:16, 9.99
L70791-14, Fe 259.940 r, 226.9047, 100.0000, mg/L, 0.2565, 0.5819, 15 Aug 2008  00:22:16, 9.99
L70791-14, Ga 294.364 r, 0.1076, 100.0000, mg/L, 5.6703, 0.0061, 15 Aug 2008  00:22:16, 9.9988
L70791-14, K 766.491 r, 34.2337, 100.0000, mg/L, 0.0956, 0.0327, 15 Aug 2008  00:22:16, 9.9999
L70791-14, Li 670.784 r, 0.1402, 100.0000, mg/L, 0.5161, 0.0007, 15 Aug 2008  00:22:16, 9.9998
L70791-14, Mg 279.078 r, 74.8830, 100.0000, mg/L, 0.6360, 0.4762, 15 Aug 2008  00:22:16, 9.999
L70791-14, Mn 257.610 r, 3.7757, 100.0000, mg/L, 0.4223, 0.0159, 15 Aug 2008  00:22:16, 9.9999
L70791-14, Mo 202.030 r, 0.0636, 100.0000, mg/L, 0.4060, 0.0003, 15 Aug 2008  00:22:16, 9.9999
L70791-14, Na 330.237 r, -9.5580, 100.0000, mg/L, -2.7099, 0.2590, 15 Aug 2008  00:22:16, 9.95
L70791-14, Na 589.592 r, 1.2182, 100.0000, mg/L, 0.3617, 0.0044, 15 Aug 2008  00:22:16, 1.0000
L70791-14, Ni 221.648 r, 0.2870, 100.0000, mg/L, 0.5727, 0.0016, 15 Aug 2008  00:22:16, 9.9999
L70791-14, Ni 231.604 r, 0.0853, 100.0000, mg/L, 1.3051, 0.0011, 15 Aug 2008  00:22:16, 1.0000
L70791-14, Pb 220.353 r, 0.0434, 100.0000, mg/L, 2.8272, 0.0012, 15 Aug 2008  00:22:16, 9.9999
L70791-14, Sb 206.833 r, -0.0218, 100.0000, mg/L, -22.9204, 0.0050, 15 Aug 2008  00:22:16, 9.9
```

```
L70791-14, Sb 217.581 r, 0.0195, 100.0000, mg/L, 38.0398, 0.0074, 15 Aug 2008  00:22:16, 9.999
L70791-14, Sc 361.383 r, 0.0214, 100.0000, mg/L, 0.1300, 0.0000, 15 Aug 2008  00:22:16, 9.9999
L70791-14, Sc 357.253 r, 0.0257, 100.0000, mg/L, 1.7229, 0.0004, 15 Aug 2008  00:22:16, 9.9999
L70791-14, Se 196.090 r, -0.2133, 100.0000, mg/L, -14.8976, 0.0318, 15 Aug 2008  00:22:16, 9.9
L70791-14, Si 251.611 r, 16.6174, 100.0000, mg/L, 0.2636, 0.0438, 15 Aug 2008  00:22:16, 9.999
L70791-14, Sn 189.991 r, 0.1002, 100.0000, mg/L, 4.9359, 0.0049, 15 Aug 2008  00:22:16, 9.9997
L70791-14, Sr 421.552 r, 0.2563, 100.0000, mg/L, 0.0144, 0.0000, 15 Aug 2008  00:22:16, 9.9995
L70791-14, Ti 337.280 r, 16.5188, 100.0000, mg/L, 0.2211, 0.0365, 15 Aug 2008  00:22:16, 9.999
L70791-14, Ti 334.941 r, 16.0545, 100.0000, mg/L, 0.0723, 0.0116, 15 Aug 2008  00:22:16, 9.999
L70791-14, Tl 190.864 r, 0.1101, 100.0000, mg/L, 3.3738, 0.0037, 15 Aug 2008  00:22:16, 9.9999
L70791-14, V 292.401 r, 0.7669, 100.0000, mg/L, 0.3592, 0.0028, 15 Aug 2008  00:22:16, 9.99990
L70791-14, Zn 213.856 r, 0.4229, 100.0000, mg/L, 0.3997, 0.0017, 15 Aug 2008  00:22:16, 9.9998
L70791-14, Zn 206.200 r, 0.4302, 100.0000, mg/L, 0.6469, 0.0028, 15 Aug 2008  00:22:16, 1.0000
L70791-14, Y 371.030 r, 1.0470, 100.0000, mg/L, 0.2627, 0.0028, 15 Aug 2008  00:22:16, 0.00000
L70791-15, Ag 328.068 r, -0.0301, 100.0000, mg/L, -7.3949, 0.0022, 15 Aug 2008  00:25:43, 9.99
L70791-15, Al 396.152 r, 146.9797, 100.0000, mg/L, 0.1950, 0.2866, 15 Aug 2008  00:25:43, 9.99
L70791-15, As 189.042 r, 0.0218, 100.0000, mg/L, 55.9486, 0.0122, 15 Aug 2008  00:25:43, 9.997
L70791-15, B 249.677 r, -0.1817, 100.0000, mg/L, -0.5978, 0.0011, 15 Aug 2008  00:25:43, 9.999
L70791-15, Ba 493.409 r, 1.7325, 100.0000, mg/L, 0.0231, 0.0004, 15 Aug 2008  00:25:43, 1.0000
L70791-15, Be 234.861 r, 0.0048, 100.0000, mg/L, 0.1599, 0.0000, 15 Aug 2008  00:25:43, 9.9997
L70791-15, Bi 223.061 r, -1.3659, 100.0000, mg/L, -2.6794, 0.0366, 15 Aug 2008  00:25:43, 9.99
L70791-15, Ca 315.887 r, 47.8641, 100.0000, mg/L, 0.2786, 0.1334, 15 Aug 2008  00:25:43, 9.999
L70791-15, Cd 214.441 r, -0.0001, 100.0000, mg/L, -726.8976, 0.0004, 15 Aug 2008  00:25:43, 9.
L70791-15, Co 228.615 r, 0.1182, 100.0000, mg/L, 1.2251, 0.0014, 15 Aug 2008  00:25:43, 9.9998
L70791-15, Cr 267.716 r, 0.0731, 100.0000, mg/L, 0.8343, 0.0006, 15 Aug 2008  00:25:43, 9.9999
L70791-15, Cr 205.552 r, 0.1295, 100.0000, mg/L, 0.2433, 0.0003, 15 Aug 2008  00:25:43, 1.0000
L70791-15, Cu 324.754 r, 3.7626, 100.0000, mg/L, 0.0423, 0.0016, 15 Aug 2008  00:25:43, 9.9999
L70791-15, Fe 240.489 r, 220.8812, 100.0000, mg/L, 0.4114, 0.9087, 15 Aug 2008  00:25:43, 9.99
L70791-15, Fe 259.940 r, 206.5991, 100.0000, mg/L, 0.3160, 0.6528, 15 Aug 2008  00:25:43, 9.99
L70791-15, Ga 294.364 r, 0.1324, 100.0000, mg/L, 2.6046, 0.0034, 15 Aug 2008  00:25:43, 9.9988
L70791-15, K 766.491 r, 60.5092, 100.0000, mg/L, 0.1106, 0.0669, 15 Aug 2008  00:25:43, 9.9999
L70791-15, Li 670.784 r, 0.1362, 100.0000, mg/L, 0.3763, 0.0005, 15 Aug 2008  00:25:43, 9.9998
L70791-15, Mg 279.078 r, 88.5207, 100.0000, mg/L, 0.6321, 0.5596, 15 Aug 2008  00:25:43, 9.999
L70791-15, Mn 257.610 r, 4.2138, 100.0000, mg/L, 0.3192, 0.0135, 15 Aug 2008  00:25:43, 9.9999
L70791-15, Mo 202.030 r, 1.0699, 100.0000, mg/L, 0.7704, 0.0082, 15 Aug 2008  00:25:43, 9.9999
L70791-15, Na 330.237 r, -7.0721, 100.0000, mg/L, -6.0498, 0.4278, 15 Aug 2008  00:25:43, 9.95
L70791-15, Na 589.592 r, 0.6791, 100.0000, mg/L, 1.2497, 0.0085, 15 Aug 2008  00:25:43, 1.0000
L70791-15, Ni 221.648 r, 0.3194, 100.0000, mg/L, 1.2906, 0.0041, 15 Aug 2008  00:25:43, 9.9999
L70791-15, Ni 231.604 r, 0.0902, 100.0000, mg/L, 0.6294, 0.0006, 15 Aug 2008  00:25:43, 1.0000
L70791-15, Pb 220.353 r, 0.1210, 100.0000, mg/L, 1.1419, 0.0014, 15 Aug 2008  00:25:43, 9.9999
L70791-15, Sb 206.833 r, -0.0273, 100.0000, mg/L, -84.2623, 0.0230, 15 Aug 2008  00:25:43, 9.9
L70791-15, Sb 217.581 r, 0.0228, 100.0000, mg/L, 9.7264, 0.0022, 15 Aug 2008  00:25:43, 9.9995
L70791-15, Sc 361.383 r, 0.0400, 100.0000, mg/L, 0.6101, 0.0002, 15 Aug 2008  00:25:43, 9.9999
L70791-15, Sc 357.253 r, 0.0459, 100.0000, mg/L, 1.8415, 0.0008, 15 Aug 2008  00:25:43, 9.9999
L70791-15, Se 196.090 r, -0.1667, 100.0000, mg/L, -10.5147, 0.0175, 15 Aug 2008  00:25:43, 9.9
L70791-15, Si 251.611 r, 18.6388, 100.0000, mg/L, 0.2657, 0.0495, 15 Aug 2008  00:25:43, 9.999
L70791-15, Sn 189.991 r, 0.1076, 100.0000, mg/L, 0.7270, 0.0008, 15 Aug 2008  00:25:43, 9.9997
L70791-15, Sr 421.552 r, 0.4949, 100.0000, mg/L, 0.2712, 0.0013, 15 Aug 2008  00:25:43, 9.9995
L70791-15, Ti 337.280 r, 16.9063, 100.0000, mg/L, 0.0767, 0.0130, 15 Aug 2008  00:25:43, 9.999
L70791-15, Ti 334.941 r, 16.4344, 100.0000, mg/L, 0.0417, 0.0069, 15 Aug 2008  00:25:43, 9.999
L70791-15, Tl 190.864 r, 0.1082, 100.0000, mg/L, 8.8029, 0.0095, 15 Aug 2008  00:25:43, 9.9999
L70791-15, V 292.401 r, 0.5942, 100.0000, mg/L, 0.1066, 0.0006, 15 Aug 2008  00:25:43, 9.99990
L70791-15, Zn 213.856 r, 0.5832, 100.0000, mg/L, 0.4776, 0.0028, 15 Aug 2008  00:25:43, 9.9998
L70791-15, Zn 206.200 r, 0.6019, 100.0000, mg/L, 0.6782, 0.0041, 15 Aug 2008  00:25:43, 1.0000
L70791-15, Y 371.030 r, 1.0595, 100.0000, mg/L, 0.3016, 0.0032, 15 Aug 2008  00:25:43, 0.00000
L70791-16, Ag 328.068 r, -0.0143, 100.0000, mg/L, -5.5594, 0.0008, 15 Aug 2008  00:29:11, 9.99
L70791-16, Al 396.152 r, 89.6365, 100.0000, mg/L, 0.4865, 0.4360, 15 Aug 2008  00:29:11, 9.999
L70791-16, As 189.042 r, -0.0190, 100.0000, mg/L, -11.5008, 0.0022, 15 Aug 2008  00:29:11, 9.9
L70791-16, B 249.677 r, -0.1365, 100.0000, mg/L, -0.3997, 0.0005, 15 Aug 2008  00:29:11, 9.999
L70791-16, Ba 493.409 r, 1.7320, 100.0000, mg/L, 0.5599, 0.0097, 15 Aug 2008  00:29:11, 1.0000
```

```
L70791-16, Be 234.861 r, 0.0036, 100.0000, mg/L, 0.2690, 0.0000, 15 Aug 2008  00:29:11, 9.9997
L70791-16, Bi 223.061 r, -1.4302, 100.0000, mg/L, -0.2581, 0.0037, 15 Aug 2008  00:29:11, 9.99
L70791-16, Ca 315.887 r, 38.6618, 100.0000, mg/L, 0.0857, 0.0331, 15 Aug 2008  00:29:11, 9.999
L70791-16, Cd 214.441 r, -0.0015, 100.0000, mg/L, -16.0265, 0.0002, 15 Aug 2008  00:29:11, 9.9
L70791-16, Co 228.615 r, 0.0945, 100.0000, mg/L, 0.6563, 0.0006, 15 Aug 2008  00:29:11, 9.9998
L70791-16, Cr 267.716 r, 0.0475, 100.0000, mg/L, 1.3314, 0.0006, 15 Aug 2008  00:29:11, 9.9999
L70791-16, Cr 205.552 r, 0.0923, 100.0000, mg/L, 0.0202, 0.0000, 15 Aug 2008  00:29:11, 1.0000
L70791-16, Cu 324.754 r, 0.2724, 100.0000, mg/L, 0.3775, 0.0010, 15 Aug 2008  00:29:11, 9.9999
L70791-16, Fe 240.489 r, 159.1060, 100.0000, mg/L, 0.0211, 0.0336, 15 Aug 2008  00:29:11, 9.99
L70791-16, Fe 259.940 r, 151.4075, 100.0000, mg/L, 0.2310, 0.3498, 15 Aug 2008  00:29:11, 9.99
L70791-16, Ga 294.364 r, 0.0760, 100.0000, mg/L, 13.2762, 0.0101, 15 Aug 2008  00:29:11, 9.998
L70791-16, K 766.491 r, 38.4887, 100.0000, mg/L, 0.4469, 0.1720, 15 Aug 2008  00:29:11, 9.9999
L70791-16, Li 670.784 r, 0.1103, 100.0000, mg/L, 0.2157, 0.0002, 15 Aug 2008  00:29:11, 9.9998
L70791-16, Mg 279.078 r, 76.5474, 100.0000, mg/L, 0.1270, 0.0972, 15 Aug 2008  00:29:11, 9.999
L70791-16, Mn 257.610 r, 3.4485, 100.0000, mg/L, 0.4879, 0.0168, 15 Aug 2008  00:29:11, 9.9999
L70791-16, Mo 202.030 r, 0.0306, 100.0000, mg/L, 0.1056, 0.0000, 15 Aug 2008  00:29:11, 9.9999
L70791-16, Na 330.237 r, -7.1176, 100.0000, mg/L, -1.8134, 0.1291, 15 Aug 2008  00:29:11, 9.95
L70791-16, Na 589.592 r, 0.8661, 100.0000, mg/L, 0.1481, 0.0013, 15 Aug 2008  00:29:11, 1.0000
L70791-16, Ni 221.648 r, 0.2641, 100.0000, mg/L, 0.4669, 0.0012, 15 Aug 2008  00:29:11, 9.9999
L70791-16, Ni 231.604 r, 0.0801, 100.0000, mg/L, 1.6886, 0.0014, 15 Aug 2008  00:29:11, 1.0000
L70791-16, Pb 220.353 r, 0.0357, 100.0000, mg/L, 11.1250, 0.0040, 15 Aug 2008  00:29:11, 9.999
L70791-16, Sb 206.833 r, -0.0343, 100.0000, mg/L, -10.6074, 0.0036, 15 Aug 2008  00:29:11, 9.9
L70791-16, Sb 217.581 r, 0.0492, 100.0000, mg/L, 9.6525, 0.0047, 15 Aug 2008  00:29:11, 9.9995
L70791-16, Sc 361.383 r, 0.0308, 100.0000, mg/L, 0.4992, 0.0002, 15 Aug 2008  00:29:11, 9.9999
L70791-16, Sc 357.253 r, 0.0355, 100.0000, mg/L, 0.5938, 0.0002, 15 Aug 2008  00:29:11, 9.9999
L70791-16, Se 196.090 r, -0.1470, 100.0000, mg/L, -2.0132, 0.0030, 15 Aug 2008  00:29:11, 9.99
L70791-16, Si 251.611 r, 15.3754, 100.0000, mg/L, 0.2930, 0.0450, 15 Aug 2008  00:29:11, 9.999
L70791-16, Sn 189.991 r, 0.1044, 100.0000, mg/L, 1.6421, 0.0017, 15 Aug 2008  00:29:11, 9.9997
L70791-16, Sr 421.552 r, 0.4524, 100.0000, mg/L, 0.5824, 0.0026, 15 Aug 2008  00:29:11, 9.9995
L70791-16, Ti 337.280 r, 17.3326, 100.0000, mg/L, 0.5565, 0.0965, 15 Aug 2008  00:29:11, 9.999
L70791-16, Ti 334.941 r, 16.8754, 100.0000, mg/L, 0.3885, 0.0656, 15 Aug 2008  00:29:11, 9.999
L70791-16, Tl 190.864 r, 0.1157, 100.0000, mg/L, 1.0094, 0.0012, 15 Aug 2008  00:29:11, 9.9999
L70791-16, V 292.401 r, 0.4572, 100.0000, mg/L, 0.3704, 0.0017, 15 Aug 2008  00:29:11, 9.99990
L70791-16, Zn 213.856 r, 0.4015, 100.0000, mg/L, 0.0128, 0.0001, 15 Aug 2008  00:29:11, 9.9998
L70791-16, Zn 206.200 r, 0.4103, 100.0000, mg/L, 0.0924, 0.0004, 15 Aug 2008  00:29:11, 1.0000
L70791-16, Y 371.030 r, 1.0694, 100.0000, mg/L, 0.4135, 0.0044, 15 Aug 2008  00:29:11, 0.00000
L70791-17, Ag 328.068 r, -0.0238, 100.0000, mg/L, -7.2309, 0.0017, 15 Aug 2008  00:32:38, 9.99
L70791-17, Al 396.152 r, 105.2831, 100.0000, mg/L, 0.2460, 0.2590, 15 Aug 2008  00:32:38, 9.99
L70791-17, As 189.042 r, 0.0009, 100.0000, mg/L, 907.0791, 0.0080, 15 Aug 2008  00:32:38, 9.99
L70791-17, B 249.677 r, -0.1537, 100.0000, mg/L, -0.1418, 0.0002, 15 Aug 2008  00:32:38, 9.999
L70791-17, Ba 493.409 r, 1.1845, 100.0000, mg/L, 0.3274, 0.0039, 15 Aug 2008  00:32:38, 1.0000
L70791-17, Be 234.861 r, 0.0046, 100.0000, mg/L, 1.5451, 0.0001, 15 Aug 2008  00:32:38, 9.9997
L70791-17, Bi 223.061 r, -1.0559, 100.0000, mg/L, -0.8686, 0.0092, 15 Aug 2008  00:32:38, 9.99
L70791-17, Ca 315.887 r, 23.6557, 100.0000, mg/L, 0.1493, 0.0353, 15 Aug 2008  00:32:38, 9.999
L70791-17, Cd 214.441 r, 0.0021, 100.0000, mg/L, 23.0468, 0.0005, 15 Aug 2008  00:32:38, 9.999
L70791-17, Co 228.615 r, 0.1097, 100.0000, mg/L, 1.6699, 0.0018, 15 Aug 2008  00:32:38, 9.9998
L70791-17, Cr 267.716 r, 0.0609, 100.0000, mg/L, 1.3121, 0.0008, 15 Aug 2008  00:32:38, 9.9999
L70791-17, Cr 205.552 r, 0.1055, 100.0000, mg/L, 0.0664, 0.0001, 15 Aug 2008  00:32:38, 1.0000
L70791-17, Cu 324.754 r, 16.4446, 100.0000, mg/L, 0.4296, 0.0707, 15 Aug 2008  00:32:38, 9.999
L70791-17, Fe 240.489 r, 185.6992, 100.0000, mg/L, 0.3508, 0.6514, 15 Aug 2008  00:32:38, 9.99
L70791-17, Fe 259.940 r, 174.8017, 100.0000, mg/L, 0.4979, 0.8703, 15 Aug 2008  00:32:38, 9.99
L70791-17, Ga 294.364 r, 0.0713, 100.0000, mg/L, 11.3769, 0.0081, 15 Aug 2008  00:32:38, 9.998
L70791-17, K 766.491 r, 46.3809, 100.0000, mg/L, 0.3775, 0.1751, 15 Aug 2008  00:32:38, 9.9999
L70791-17, Li 670.784 r, 0.0973, 100.0000, mg/L, 0.5152, 0.0005, 15 Aug 2008  00:32:38, 9.9998
L70791-17, Mg 279.078 r, 66.0586, 100.0000, mg/L, 0.5199, 0.3434, 15 Aug 2008  00:32:38, 9.999
L70791-17, Mn 257.610 r, 2.7933, 100.0000, mg/L, 0.3954, 0.0110, 15 Aug 2008  00:32:38, 9.9999
L70791-17, Mo 202.030 r, 1.2762, 100.0000, mg/L, 0.4093, 0.0052, 15 Aug 2008  00:32:38, 9.9999
L70791-17, Na 330.237 r, -5.5093, 100.0000, mg/L, -1.9279, 0.1062, 15 Aug 2008  00:32:38, 9.95
L70791-17, Na 589.592 r, 0.8424, 100.0000, mg/L, 1.4169, 0.0119, 15 Aug 2008  00:32:38, 1.0000
L70791-17, Ni 221.648 r, 0.2884, 100.0000, mg/L, 0.9262, 0.0027, 15 Aug 2008  00:32:38, 9.9999
```

```
L70791-17, Ni 231.604 r, 0.0694, 100.0000, mg/L, 1.6967, 0.0012, 15 Aug 2008  00:32:38, 1.0000
L70791-17, Pb 220.353 r, 0.1247, 100.0000, mg/L, 0.3384, 0.0004, 15 Aug 2008  00:32:38, 9.9999
L70791-17, Sb 206.833 r, -0.0053, 100.0000, mg/L, -395.7870, 0.0209, 15 Aug 2008  00:32:38, 9.
L70791-17, Sb 217.581 r, 0.0118, 100.0000, mg/L, 101.6699, 0.0120, 15 Aug 2008  00:32:38, 9.99
L70791-17, Sc 361.383 r, 0.0315, 100.0000, mg/L, 0.3915, 0.0001, 15 Aug 2008  00:32:38, 9.9999
L70791-17, Sc 357.253 r, 0.0359, 100.0000, mg/L, 1.0600, 0.0004, 15 Aug 2008  00:32:38, 9.9999
L70791-17, Se 196.090 r, -0.1729, 100.0000, mg/L, -1.6892, 0.0029, 15 Aug 2008  00:32:38, 9.99
L70791-17, Si 251.611 r, 17.6738, 100.0000, mg/L, 0.3687, 0.0652, 15 Aug 2008  00:32:38, 9.999
L70791-17, Sn 189.991 r, 0.1024, 100.0000, mg/L, 0.9913, 0.0010, 15 Aug 2008  00:32:38, 9.9997
L70791-17, Sr 421.552 r, 0.3420, 100.0000, mg/L, 0.1947, 0.0007, 15 Aug 2008  00:32:38, 9.9995
L70791-17, Ti 337.280 r, 12.8811, 100.0000, mg/L, 0.1577, 0.0203, 15 Aug 2008  00:32:38, 9.999
L70791-17, Ti 334.941 r, 12.5205, 100.0000, mg/L, 0.1367, 0.0171, 15 Aug 2008  00:32:38, 9.999
L70791-17, Tl 190.864 r, 0.0717, 100.0000, mg/L, 27.0145, 0.0194, 15 Aug 2008  00:32:38, 9.999
L70791-17, V 292.401 r, 0.4469, 100.0000, mg/L, 0.3626, 0.0016, 15 Aug 2008  00:32:38, 9.99990
L70791-17, Zn 213.856 r, 0.6432, 100.0000, mg/L, 0.4212, 0.0027, 15 Aug 2008  00:32:38, 9.9998
L70791-17, Zn 206.200 r, 0.6780, 100.0000, mg/L, 0.6959, 0.0047, 15 Aug 2008  00:32:38, 1.0000
L70791-17, Y 371.030 r, 1.0774, 100.0000, mg/L, 0.1605, 0.0017, 15 Aug 2008  00:32:38, 0.00000
CCV, Ag 328.068 r, 0.5020, 1.0000, mg/L, 0.4651, 0.0023, 15 Aug 2008  00:36:05, -, EPA200.7/60
CCV, Al 396.152 r, 1.0136, 1.0000, mg/L, 0.9163, 0.0093, 15 Aug 2008  00:36:05, -, EPA200.7/60
CCV, As 189.042 r, 2.0798, 1.0000, mg/L, 0.3561, 0.0074, 15 Aug 2008  00:36:05, -, EPA200.7/60
CCV, B 249.677 r, 1.0027, 1.0000, mg/L, 0.0036, 0.0000, 15 Aug 2008  00:36:05, -, EPA200.7/601
CCV, Ba 493.409 r, 1.0043, 1.0000, mg/L, 0.0454, 0.0005, 15 Aug 2008  00:36:05, -, EPA200.7/60
CCV, Be 234.861 r, 1.0146, 1.0000, mg/L, 0.0666, 0.0007, 15 Aug 2008  00:36:05, -, EPA200.7/60
CCV, Bi 223.061 r, 0.9704, 1.0000, mg/L, 0.8663, 0.0084, 15 Aug 2008  00:36:05, -, EPA200.7/60
CCV, Ca 315.887 r, 50.9066, 1.0000, mg/L, 0.1386, 0.0706, 15 Aug 2008  00:36:05, -, EPA200.7/6
CCV, Cd 214.441 r, 1.0234, 1.0000, mg/L, 0.4688, 0.0048, 15 Aug 2008  00:36:05, -, EPA200.7/60
CCV, Co 228.615 r, 0.9924, 1.0000, mg/L, 0.3118, 0.0031, 15 Aug 2008  00:36:05, -, EPA200.7/60
CCV, Cr 267.716 r, 1.0094, 1.0000, mg/L, 0.4892, 0.0049, 15 Aug 2008  00:36:05, -, EPA200.7/60
CCV, Cr 205.552 r, 1.0341, 1.0000, mg/L, 0.4173, 0.0043, 15 Aug 2008  00:36:05, -, EPA200.7/60
CCV, Cu 324.754 r, 0.9855, 1.0000, mg/L, 0.1665, 0.0016, 15 Aug 2008  00:36:05, -, EPA200.7/60
CCV, Fe 240.489 r, 1.0411, 1.0000, mg/L, 0.5063, 0.0053, 15 Aug 2008  00:36:05, -, EPA200.7/60
CCV, Fe 259.940 r, 1.0523, 1.0000, mg/L, 0.5954, 0.0063, 15 Aug 2008  00:36:05, -, EPA200.7/60
CCV, Ga 294.364 r, 1.0530, 1.0000, mg/L, 1.5665, 0.0165, 15 Aug 2008  00:36:05, -, EPA200.7/60
CCV, K 766.491 r, 9.3268, 1.0000, mg/L, 0.4456, 0.0416, 15 Aug 2008  00:36:05, -, EPA200.7/601
CCV, Li 670.784 r, 0.9642, 1.0000, mg/L, 0.4960, 0.0048, 15 Aug 2008  00:36:05, -, EPA200.7/60
CCV, Mg 279.078 r, 51.0927, 1.0000, mg/L, 0.2709, 0.1384, 15 Aug 2008  00:36:05, -, EPA200.7/6
CCV, Mn 257.610 r, 1.0483, 1.0000, mg/L, 0.3499, 0.0037, 15 Aug 2008  00:36:05, -, EPA200.7/60
CCV, Mo 202.030 r, 1.0061, 1.0000, mg/L, 0.4338, 0.0044, 15 Aug 2008  00:36:05, -, EPA200.7/60
CCV, Na 330.237 r, 50.0145, 1.0000, mg/L, 2.6320, 1.3164, 15 Aug 2008  00:36:05, -, EPA200.7/6
CCV, Na 589.592 r, 49.7599, 1.0000, mg/L, 0.1240, 0.0617, 15 Aug 2008  00:36:05, -, EPA200.7/6
CCV, Ni 221.648 r, 1.0834, 1.0000, mg/L, 0.0664, 0.0007, 15 Aug 2008  00:36:05, -, EPA200.7/60
CCV, Ni 231.604 r, 0.9941, 1.0000, mg/L, 0.1023, 0.0010, 15 Aug 2008  00:36:05, -, EPA200.7/60
CCV, Pb 220.353 r, 1.9893, 1.0000, mg/L, 0.4579, 0.0091, 15 Aug 2008  00:36:05, -, EPA200.7/60
CCV, Sb 206.833 r, 1.9044, 1.0000, mg/L, 0.1561, 0.0030, 15 Aug 2008  00:36:05, -, EPA200.7/60
CCV, Sb 217.581 r, 1.9891, 1.0000, mg/L, 1.0260, 0.0204, 15 Aug 2008  00:36:05, -, EPA200.7/60
CCV, Sc 361.383 r, 0.9923, 1.0000, mg/L, 0.1841, 0.0018, 15 Aug 2008  00:36:05, -, EPA200.7/60
CCV, Sc 357.253 r, 0.9908, 1.0000, mg/L, 0.2285, 0.0023, 15 Aug 2008  00:36:05, -, EPA200.7/60
CCV, Se 196.090 r, 1.9985, 1.0000, mg/L, 0.1531, 0.0031, 15 Aug 2008  00:36:05, -, EPA200.7/60
CCV, Si 251.611 r, 9.8760, 1.0000, mg/L, 0.1448, 0.0143, 15 Aug 2008  00:36:05, -, EPA200.7/60
CCV, Sn 189.991 r, 1.0458, 1.0000, mg/L, 0.8496, 0.0089, 15 Aug 2008  00:36:05, -, EPA200.7/60
CCV, Sr 421.552 r, 1.0225, 1.0000, mg/L, 0.2395, 0.0024, 15 Aug 2008  00:36:05, -, EPA200.7/60
CCV, Ti 337.280 r, 0.9808, 1.0000, mg/L, 0.2701, 0.0026, 15 Aug 2008  00:36:05, -, EPA200.7/60
CCV, Ti 334.941 r, 0.9803, 1.0000, mg/L, 0.0706, 0.0007, 15 Aug 2008  00:36:05, -, EPA200.7/60
CCV, Tl 190.864 r, 2.0070, 1.0000, mg/L, 2.4944, 0.0501, 15 Aug 2008  00:36:05, -, EPA200.7/60
CCV, V 292.401 r, 1.0293, 1.0000, mg/L, 0.3458, 0.0036, 15 Aug 2008  00:36:05, -, EPA200.7/601
CCV, Zn 213.856 r, 1.0129, 1.0000, mg/L, 0.2622, 0.0027, 15 Aug 2008  00:36:05, -, EPA200.7/60
CCV, Zn 206.200 r, 1.0399, 1.0000, mg/L, 0.6964, 0.0072, 15 Aug 2008  00:36:05, -, EPA200.7/60
CCV, Y 371.030 r, 1.0309, 1.0000, mg/L, 0.1177, 0.0012, 15 Aug 2008  00:36:05, -, EPA200.7/601
CCB, Ag 328.068 r, 0.0030, 1.0000, mg/L, 42.8778, 0.0013, 15 Aug 2008  00:39:32, -, EPA200.7/6
CCB, Al 396.152 r, 0.0418, 1.0000, mg/L, 13.3319, 0.0056, 15 Aug 2008  00:39:32, -, EPA200.7/6
```

```
CCB, As 189.042 r, 0.0388, 1.0000, mg/L, 6.4116, 0.0025, 15 Aug 2008  00:39:32, -, EPA200.7/60
CCB, B 249.677 r, 0.0173, 1.0000, mg/L, 10.4618, 0.0018, 15 Aug 2008  00:39:32, -, EPA200.7/60
CCB, Ba 493.409 r, -0.0001, 1.0000, mg/L, -280.7450, 0.0002, 15 Aug 2008  00:39:32, -, EPA200.
CCB, Be 234.861 r, 0.0045, 1.0000, mg/L, 3.5368, 0.0002, 15 Aug 2008  00:39:32, -, EPA200.7/60
CCB, Bi 223.061 r, 0.0093, 1.0000, mg/L, 137.4333, 0.0128, 15 Aug 2008  00:39:32, -, EPA200.7/
CCB, Ca 315.887 r, -0.1896, 1.0000, mg/L, -1.6050, 0.0030, 15 Aug 2008  00:39:32, -, EPA200.7/
CCB, Cd 214.441 r, 0.0021, 1.0000, mg/L, 19.2600, 0.0004, 15 Aug 2008  00:39:32, -, EPA200.7/6
CCB, Co 228.615 r, -0.0064, 1.0000, mg/L, -15.6531, 0.0010, 15 Aug 2008  00:39:32, -, EPA200.7
CCB, Cr 267.716 r, -0.0041, 1.0000, mg/L, -22.2405, 0.0009, 15 Aug 2008  00:39:32, -, EPA200.7
CCB, Cr 205.552 r, 0.0036, 1.0000, mg/L, 24.8189, 0.0009, 15 Aug 2008  00:39:32, -, EPA200.7/6
CCB, Cu 324.754 r, 0.0041, 1.0000, mg/L, 61.6171, 0.0025, 15 Aug 2008  00:39:32, -, EPA200.7/6
CCB, Fe 240.489 r, 0.0322, 1.0000, mg/L, 15.4250, 0.0050, 15 Aug 2008  00:39:32, -, EPA200.7/6
CCB, Fe 259.940 r, 0.0298, 1.0000, mg/L, 18.6234, 0.0056, 15 Aug 2008  00:39:32, -, EPA200.7/6
CCB, Ga 294.364 r, 0.0296, 1.0000, mg/L, 64.9821, 0.0193, 15 Aug 2008  00:39:32, -, EPA200.7/6
CCB, K 766.491 r, -0.1411, 1.0000, mg/L, -2.0103, 0.0028, 15 Aug 2008  00:39:32, -, EPA200.7/6
CCB, Li 670.784 r, 0.0036, 1.0000, mg/L, 27.4594, 0.0010, 15 Aug 2008  00:39:32, -, EPA200.7/6
CCB, Mg 279.078 r, 0.0074, 1.0000, mg/L, 4.3853, 0.0003, 15 Aug 2008  00:39:32, -, EPA200.7/60
CCB, Mn 257.610 r, 0.0023, 1.0000, mg/L, 1.5288, 0.0000, 15 Aug 2008  00:39:32, -, EPA200.7/60
CCB, Mo 202.030 r, 0.0046, 1.0000, mg/L, 39.8581, 0.0018, 15 Aug 2008  00:39:32, -, EPA200.7/6
CCB, Na 330.237 r, -5.6236, 1.0000, mg/L, -7.4424, 0.4185, 15 Aug 2008  00:39:32, -, EPA200.7/
CCB, Na 589.592 r, 0.0398, 1.0000, mg/L, 14.2228, 0.0057, 15 Aug 2008  00:39:32, -, EPA200.7/6
CCB, Ni 221.648 r, 0.0000, 1.0000, mg/L, 3451.6435, 0.0012, 15 Aug 2008  00:39:32, -, EPA200.7
CCB, Ni 231.604 r, -0.0006, 1.0000, mg/L, -371.2591, 0.0021, 15 Aug 2008  00:39:32, -, EPA200.
CCB, Pb 220.353 r, 0.0221, 1.0000, mg/L, 2.2856, 0.0005, 15 Aug 2008  00:39:32, -, EPA200.7/60
CCB, Sb 206.833 r, -0.0149, 1.0000, mg/L, -42.2697, 0.0063, 15 Aug 2008  00:39:32, -, EPA200.7
CCB, Sb 217.581 r, 0.0382, 1.0000, mg/L, 28.8605, 0.0110, 15 Aug 2008  00:39:32, -, EPA200.7/6
CCB, Sc 361.383 r, -0.0018, 1.0000, mg/L, -0.1763, 0.0000, 15 Aug 2008  00:39:32, -, EPA200.7/
CCB, Sc 357.253 r, -0.0008, 1.0000, mg/L, -14.9830, 0.0001, 15 Aug 2008  00:39:32, -, EPA200.7
CCB, Se 196.090 r, -0.0001, 1.0000, mg/L, -9733.0330, 0.0072, 15 Aug 2008  00:39:32, -, EPA200
CCB, Si 251.611 r, 0.0172, 1.0000, mg/L, 19.3822, 0.0033, 15 Aug 2008  00:39:32, -, EPA200.7/6
CCB, Sn 189.991 r, 0.0084, 1.0000, mg/L, 17.5387, 0.0015, 15 Aug 2008  00:39:32, -, EPA200.7/6
CCB, Sr 421.552 r, -0.0049, 1.0000, mg/L, -1.1700, 0.0001, 15 Aug 2008  00:39:32, -, EPA200.7/
CCB, Ti 337.280 r, 0.0023, 1.0000, mg/L, 23.9080, 0.0006, 15 Aug 2008  00:39:32, -, EPA200.7/6
CCB, Ti 334.941 r, 0.0030, 1.0000, mg/L, 19.4458, 0.0006, 15 Aug 2008  00:39:32, -, EPA200.7/6
CCB, Tl 190.864 r, 0.0258, 1.0000, mg/L, 64.5610, 0.0166, 15 Aug 2008  00:39:32, -, EPA200.7/6
CCB, V 292.401 r, -0.0006, 1.0000, mg/L, -41.0943, 0.0002, 15 Aug 2008  00:39:32, -, EPA200.7/
CCB, Zn 213.856 r, 0.0036, 1.0000, mg/L, 22.2985, 0.0008, 15 Aug 2008  00:39:32, -, EPA200.7/6
CCB, Zn 206.200 r, 0.0019, 1.0000, mg/L, 93.7806, 0.0017, 15 Aug 2008  00:39:32, -, EPA200.7/6
CCB, Y 371.030 r, 0.9931, 1.0000, mg/L, 0.0207, 0.0002, 15 Aug 2008  00:39:32, -, EPA200.7/601
L70791-18, Ag 328.068 r, -0.0153, 100.0000, mg/L, -3.3125, 0.0005, 15 Aug 2008  00:43:00, 9.99
L70791-18, Al 396.152 r, 90.2385, 100.0000, mg/L, 0.1204, 0.1086, 15 Aug 2008  00:43:00, 9.999
L70791-18, As 189.042 r, -0.0339, 100.0000, mg/L, -82.9311, 0.0281, 15 Aug 2008  00:43:00, 9.9
L70791-18, B 249.677 r, -0.1223, 100.0000, mg/L, -1.1178, 0.0014, 15 Aug 2008  00:43:00, 9.999
L70791-18, Ba 493.409 r, 1.3305, 100.0000, mg/L, 0.1507, 0.0020, 15 Aug 2008  00:43:00, 1.0000
L70791-18, Be 234.861 r, 0.0041, 100.0000, mg/L, 1.0463, 0.0000, 15 Aug 2008  00:43:00, 9.9997
L70791-18, Bi 223.061 r, -1.1454, 100.0000, mg/L, -2.6318, 0.0301, 15 Aug 2008  00:43:00, 9.99
L70791-18, Ca 315.887 r, 18.6608, 100.0000, mg/L, 0.2113, 0.0394, 15 Aug 2008  00:43:00, 9.999
L70791-18, Cd 214.441 r, 0.0008, 100.0000, mg/L, 31.4786, 0.0002, 15 Aug 2008  00:43:00, 9.999
L70791-18, Co 228.615 r, 0.0889, 100.0000, mg/L, 0.3010, 0.0003, 15 Aug 2008  00:43:00, 9.9998
L70791-18, Cr 267.716 r, 0.0422, 100.0000, mg/L, 5.5301, 0.0023, 15 Aug 2008  00:43:00, 9.9999
L70791-18, Cr 205.552 r, 0.0857, 100.0000, mg/L, 0.7651, 0.0007, 15 Aug 2008  00:43:00, 1.0000
L70791-18, Cu 324.754 r, 6.7126, 100.0000, mg/L, 0.1537, 0.0103, 15 Aug 2008  00:43:00, 9.9999
L70791-18, Fe 240.489 r, 145.6246, 100.0000, mg/L, 0.4592, 0.6687, 15 Aug 2008  00:43:00, 9.99
L70791-18, Fe 259.940 r, 138.6635, 100.0000, mg/L, 0.1228, 0.1703, 15 Aug 2008  00:43:00, 9.99
L70791-18, Ga 294.364 r, 0.0687, 100.0000, mg/L, 3.3948, 0.0023, 15 Aug 2008  00:43:00, 9.9988
L70791-18, K 766.491 r, 44.6617, 100.0000, mg/L, 0.2448, 0.1093, 15 Aug 2008  00:43:00, 9.9999
L70791-18, Li 670.784 r, 0.0800, 100.0000, mg/L, 0.9134, 0.0007, 15 Aug 2008  00:43:00, 9.9998
L70791-18, Mg 279.078 r, 62.8794, 100.0000, mg/L, 0.4320, 0.2716, 15 Aug 2008  00:43:00, 9.999
L70791-18, Mn 257.610 r, 2.8343, 100.0000, mg/L, 0.4726, 0.0134, 15 Aug 2008  00:43:00, 9.9999
L70791-18, Mo 202.030 r, 0.2488, 100.0000, mg/L, 0.0337, 0.0001, 15 Aug 2008  00:43:00, 9.9999
```

L70791-18, Na 330.237 r, -5.6323, 100.0000, mg/L, -0.2598, 0.0146, 15 Aug 2008 00:43:00, 9.95
L70791-18, Na 589.592 r, 1.0368, 100.0000, mg/L, 1.4946, 0.0155, 15 Aug 2008 00:43:00, 1.0000
L70791-18, Ni 221.648 r, 0.2702, 100.0000, mg/L, 1.6361, 0.0044, 15 Aug 2008 00:43:00, 9.9999
L70791-18, Ni 231.604 r, 0.0717, 100.0000, mg/L, 3.0942, 0.0022, 15 Aug 2008 00:43:00, 1.0000
L70791-18, Pb 220.353 r, 0.0479, 100.0000, mg/L, 3.0521, 0.0015, 15 Aug 2008 00:43:00, 9.9999
L70791-18, Sb 206.833 r, -0.0023, 100.0000, mg/L, -160.5622, 0.0038, 15 Aug 2008 00:43:00, 9.
L70791-18, Sb 217.581 r, 0.0270, 100.0000, mg/L, 51.2712, 0.0138, 15 Aug 2008 00:43:00, 9.999
L70791-18, Sc 361.383 r, 0.0252, 100.0000, mg/L, 0.1303, 0.0000, 15 Aug 2008 00:43:00, 9.9999
L70791-18, Sc 357.253 r, 0.0297, 100.0000, mg/L, 0.1206, 0.0000, 15 Aug 2008 00:43:00, 9.9999
L70791-18, Se 196.090 r, -0.1696, 100.0000, mg/L, -8.4605, 0.0144, 15 Aug 2008 00:43:00, 9.99
L70791-18, Si 251.611 r, 16.5586, 100.0000, mg/L, 0.3426, 0.0567, 15 Aug 2008 00:43:00, 9.999
L70791-18, Sn 189.991 r, 0.1029, 100.0000, mg/L, 8.4431, 0.0087, 15 Aug 2008 00:43:00, 9.9997
L70791-18, Sr 421.552 r, 0.3737, 100.0000, mg/L, 0.1607, 0.0006, 15 Aug 2008 00:43:00, 9.9995
L70791-18, Ti 337.280 r, 13.6650, 100.0000, mg/L, 0.0310, 0.0042, 15 Aug 2008 00:43:00, 9.999
L70791-18, Ti 334.941 r, 13.3547, 100.0000, mg/L, 0.3207, 0.0428, 15 Aug 2008 00:43:00, 9.999
L70791-18, Tl 190.864 r, 0.0991, 100.0000, mg/L, 1.8009, 0.0018, 15 Aug 2008 00:43:00, 9.9999
L70791-18, V 292.401 r, 0.3889, 100.0000, mg/L, 0.0660, 0.0003, 15 Aug 2008 00:43:00, 9.99990
L70791-18, Zn 213.856 r, 0.4648, 100.0000, mg/L, 0.2915, 0.0014, 15 Aug 2008 00:43:00, 9.9998
L70791-18, Zn 206.200 r, 0.4818, 100.0000, mg/L, 0.9812, 0.0047, 15 Aug 2008 00:43:00, 1.0000
L70791-18, Y 371.030 r, 1.0735, 100.0000, mg/L, 0.0947, 0.0010, 15 Aug 2008 00:43:00, 0.00000
L70791-19, Ag 328.068 r, -0.0388, 100.0000, mg/L, -1.2058, 0.0005, 15 Aug 2008 00:46:26, 9.99
L70791-19, Al 396.152 r, 117.1879, 100.0000, mg/L, 0.5302, 0.6213, 15 Aug 2008 00:46:26, 9.99
L70791-19, As 189.042 r, -0.0199, 100.0000, mg/L, -29.2283, 0.0058, 15 Aug 2008 00:46:26, 9.9
L70791-19, B 249.677 r, -0.2300, 100.0000, mg/L, -1.3509, 0.0031, 15 Aug 2008 00:46:26, 9.999
L70791-19, Ba 493.409 r, 1.5779, 100.0000, mg/L, 0.5927, 0.0094, 15 Aug 2008 00:46:26, 1.0000
L70791-19, Be 234.861 r, 0.0033, 100.0000, mg/L, 1.6581, 0.0001, 15 Aug 2008 00:46:26, 9.9997
L70791-19, Bi 223.061 r, -1.1944, 100.0000, mg/L, -1.5668, 0.0187, 15 Aug 2008 00:46:26, 9.99
L70791-19, Ca 315.887 r, 61.1139, 100.0000, mg/L, 0.8759, 0.5353, 15 Aug 2008 00:46:26, 9.999
L70791-19, Cd 214.441 r, 0.0041, 100.0000, mg/L, 13.1987, 0.0005, 15 Aug 2008 00:46:26, 9.999
L70791-19, Co 228.615 r, 0.1055, 100.0000, mg/L, 0.9268, 0.0010, 15 Aug 2008 00:46:26, 9.9998
L70791-19, Cr 267.716 r, 0.1052, 100.0000, mg/L, 0.5505, 0.0006, 15 Aug 2008 00:46:26, 9.9999
L70791-19, Cr 205.552 r, 0.1759, 100.0000, mg/L, 0.1368, 0.0002, 15 Aug 2008 00:46:26, 1.0000
L70791-19, Cu 324.754 r, 23.5483, 100.0000, mg/L, 0.7341, 0.1729, 15 Aug 2008 00:46:26, 9.999
L70791-19, Fe 240.489 r, 256.5329, 100.0000, mg/L, 1.1065, 2.8386, 15 Aug 2008 00:46:26, 9.99
L70791-19, Fe 259.940 r, 237.8484, 100.0000, mg/L, 0.7761, 1.8458, 15 Aug 2008 00:46:26, 9.99
L70791-19, Ga 294.364 r, 0.0867, 100.0000, mg/L, 2.7827, 0.0024, 15 Aug 2008 00:46:26, 9.9988
L70791-19, K 766.491 r, 42.9821, 100.0000, mg/L, 0.5601, 0.2407, 15 Aug 2008 00:46:26, 9.9999
L70791-19, Li 670.784 r, 0.1205, 100.0000, mg/L, 0.8649, 0.0010, 15 Aug 2008 00:46:26, 9.9998
L70791-19, Mg 279.078 r, 72.0550, 100.0000, mg/L, 0.8214, 0.5919, 15 Aug 2008 00:46:26, 9.999
L70791-19, Mn 257.610 r, 3.4802, 100.0000, mg/L, 0.7605, 0.0265, 15 Aug 2008 00:46:26, 9.9999
L70791-19, Mo 202.030 r, 1.0017, 100.0000, mg/L, 0.6102, 0.0061, 15 Aug 2008 00:46:26, 9.9999
L70791-19, Na 330.237 r, -4.3343, 100.0000, mg/L, -9.2888, 0.4026, 15 Aug 2008 00:46:26, 9.95
L70791-19, Na 589.592 r, 1.5914, 100.0000, mg/L, 0.5868, 0.0093, 15 Aug 2008 00:46:26, 1.0000
L70791-19, Ni 221.648 r, 0.3088, 100.0000, mg/L, 1.5723, 0.0049, 15 Aug 2008 00:46:26, 9.9999
L70791-19, Ni 231.604 r, 0.0820, 100.0000, mg/L, 0.8406, 0.0007, 15 Aug 2008 00:46:26, 1.0000
L70791-19, Pb 220.353 r, 0.4678, 100.0000, mg/L, 1.1326, 0.0053, 15 Aug 2008 00:46:26, 9.9999
L70791-19, Sb 206.833 r, -0.0385, 100.0000, mg/L, -4.8004, 0.0018, 15 Aug 2008 00:46:26, 9.99
L70791-19, Sb 217.581 r, -0.0180, 100.0000, mg/L, -83.4792, 0.0150, 15 Aug 2008 00:46:26, 9.9
L70791-19, Sc 361.383 r, 0.0290, 100.0000, mg/L, 0.9750, 0.0003, 15 Aug 2008 00:46:26, 9.9999
L70791-19, Sc 357.253 r, 0.0334, 100.0000, mg/L, 2.9899, 0.0010, 15 Aug 2008 00:46:26, 9.9999
L70791-19, Se 196.090 r, -0.2292, 100.0000, mg/L, -7.0912, 0.0163, 15 Aug 2008 00:46:26, 9.99
L70791-19, Si 251.611 r, 17.6620, 100.0000, mg/L, 0.8372, 0.1479, 15 Aug 2008 00:46:26, 9.999
L70791-19, Sn 189.991 r, 0.1134, 100.0000, mg/L, 6.5427, 0.0074, 15 Aug 2008 00:46:26, 9.9997
L70791-19, Sr 421.552 r, 0.3982, 100.0000, mg/L, 0.6764, 0.0027, 15 Aug 2008 00:46:26, 9.9995
L70791-19, Ti 337.280 r, 14.0838, 100.0000, mg/L, 0.6105, 0.0860, 15 Aug 2008 00:46:26, 9.999
L70791-19, Ti 334.941 r, 13.7740, 100.0000, mg/L, 0.6995, 0.0964, 15 Aug 2008 00:46:26, 9.999
L70791-19, Tl 190.864 r, 0.0873, 100.0000, mg/L, 3.0398, 0.0027, 15 Aug 2008 00:46:26, 9.9999
L70791-19, V 292.401 r, 0.7291, 100.0000, mg/L, 0.5976, 0.0044, 15 Aug 2008 00:46:26, 9.99990
L70791-19, Zn 213.856 r, 1.3844, 100.0000, mg/L, 1.1893, 0.0165, 15 Aug 2008 00:46:26, 9.9998
L70791-19, Zn 206.200 r, 1.4700, 100.0000, mg/L, 1.0047, 0.0148, 15 Aug 2008 00:46:26, 1.0000

L70791-19, Y 371.030 r, 1.0832, 100.0000, mg/L, 0.7557, 0.0082, 15 Aug 2008 00:46:26, 0.00000
L70791-20, Ag 328.068 r, -0.0267, 100.0000, mg/L, -3.3058, 0.0009, 15 Aug 2008 00:49:52, 9.99
L70791-20, Al 396.152 r, 80.4603, 100.0000, mg/L, 0.1665, 0.1340, 15 Aug 2008 00:49:52, 9.999
L70791-20, As 189.042 r, 0.0391, 100.0000, mg/L, 74.4399, 0.0291, 15 Aug 2008 00:49:52, 9.997
L70791-20, B 249.677 r, -0.1620, 100.0000, mg/L, -0.7165, 0.0012, 15 Aug 2008 00:49:52, 9.999
L70791-20, Ba 493.409 r, 0.8785, 100.0000, mg/L, 0.1667, 0.0015, 15 Aug 2008 00:49:52, 1.0000
L70791-20, Be 234.861 r, 0.0035, 100.0000, mg/L, 1.5958, 0.0001, 15 Aug 2008 00:49:52, 9.9997
L70791-20, Bi 223.061 r, -0.7872, 100.0000, mg/L, -0.4604, 0.0036, 15 Aug 2008 00:49:52, 9.99
L70791-20, Ca 315.887 r, 25.0261, 100.0000, mg/L, 0.0725, 0.0182, 15 Aug 2008 00:49:52, 9.999
L70791-20, Cd 214.441 r, 0.0052, 100.0000, mg/L, 8.6043, 0.0004, 15 Aug 2008 00:49:52, 9.9999
L70791-20, Co 228.615 r, 0.0811, 100.0000, mg/L, 1.1679, 0.0009, 15 Aug 2008 00:49:52, 9.9998
L70791-20, Cr 267.716 r, 0.0816, 100.0000, mg/L, 2.1467, 0.0018, 15 Aug 2008 00:49:52, 9.9999
L70791-20, Cr 205.552 r, 0.1337, 100.0000, mg/L, 0.7322, 0.0010, 15 Aug 2008 00:49:52, 1.0000
L70791-20, Cu 324.754 r, 43.8869, 100.0000, mg/L, 0.0170, 0.0075, 15 Aug 2008 00:49:52, 9.999
L70791-20, Fe 240.489 r, 192.0929, 100.0000, mg/L, 0.2129, 0.4090, 15 Aug 2008 00:49:52, 9.99
L70791-20, Fe 259.940 r, 180.0054, 100.0000, mg/L, 0.0826, 0.1488, 15 Aug 2008 00:49:52, 9.99
L70791-20, Ga 294.364 r, 0.0746, 100.0000, mg/L, 12.6532, 0.0094, 15 Aug 2008 00:49:52, 9.998
L70791-20, K 766.491 r, 28.6630, 100.0000, mg/L, 0.0889, 0.0255, 15 Aug 2008 00:49:52, 9.9999
L70791-20, Li 670.784 r, 0.0810, 100.0000, mg/L, 1.6621, 0.0013, 15 Aug 2008 00:49:52, 9.9998
L70791-20, Mg 279.078 r, 43.8253, 100.0000, mg/L, 0.0047, 0.0020, 15 Aug 2008 00:49:52, 9.999
L70791-20, Mn 257.610 r, 1.9093, 100.0000, mg/L, 0.1288, 0.0025, 15 Aug 2008 00:49:52, 9.9999
L70791-20, Mo 202.030 r, 1.4542, 100.0000, mg/L, 0.1215, 0.0018, 15 Aug 2008 00:49:52, 9.9999
L70791-20, Na 330.237 r, -3.1057, 100.0000, mg/L, -15.2283, 0.4729, 15 Aug 2008 00:49:52, 9.9
L70791-20, Na 589.592 r, 1.2197, 100.0000, mg/L, 0.1413, 0.0017, 15 Aug 2008 00:49:52, 1.0000
L70791-20, Ni 221.648 r, 0.3027, 100.0000, mg/L, 0.8575, 0.0026, 15 Aug 2008 00:49:52, 9.9999
L70791-20, Ni 231.604 r, 0.0752, 100.0000, mg/L, 1.8119, 0.0014, 15 Aug 2008 00:49:52, 1.0000
L70791-20, Pb 220.353 r, 2.6111, 100.0000, mg/L, 0.3484, 0.0091, 15 Aug 2008 00:49:52, 9.9999
L70791-20, Sb 206.833 r, -0.0347, 100.0000, mg/L, -5.6878, 0.0020, 15 Aug 2008 00:49:52, 9.99
L70791-20, Sb 217.581 r, -0.0214, 100.0000, mg/L, -10.9068, 0.0023, 15 Aug 2008 00:49:52, 9.9
L70791-20, Sc 361.383 r, 0.0171, 100.0000, mg/L, 0.7672, 0.0001, 15 Aug 2008 00:49:52, 9.9999
L70791-20, Sc 357.253 r, 0.0200, 100.0000, mg/L, 2.7436, 0.0005, 15 Aug 2008 00:49:52, 9.9999
L70791-20, Se 196.090 r, -0.1510, 100.0000, mg/L, -9.9098, 0.0150, 15 Aug 2008 00:49:52, 9.99
L70791-20, Si 251.611 r, 17.3847, 100.0000, mg/L, 0.0492, 0.0086, 15 Aug 2008 00:49:52, 9.999
L70791-20, Sn 189.991 r, 0.1074, 100.0000, mg/L, 2.7338, 0.0029, 15 Aug 2008 00:49:52, 9.9997
L70791-20, Sr 421.552 r, 0.2175, 100.0000, mg/L, 0.0340, 0.0001, 15 Aug 2008 00:49:52, 9.9995
L70791-20, Ti 337.280 r, 9.2435, 100.0000, mg/L, 0.0504, 0.0047, 15 Aug 2008 00:49:52, 9.9996
L70791-20, Ti 334.941 r, 9.0552, 100.0000, mg/L, 0.2186, 0.0198, 15 Aug 2008 00:49:52, 9.9998
L70791-20, Tl 190.864 r, 0.0663, 100.0000, mg/L, 0.7611, 0.0005, 15 Aug 2008 00:49:52, 9.9999
L70791-20, V 292.401 r, 0.4726, 100.0000, mg/L, 0.0503, 0.0002, 15 Aug 2008 00:49:52, 9.99990
L70791-20, Zn 213.856 r, 1.8894, 100.0000, mg/L, 0.0658, 0.0012, 15 Aug 2008 00:49:52, 9.9998
L70791-20, Zn 206.200 r, 2.0051, 100.0000, mg/L, 0.4720, 0.0095, 15 Aug 2008 00:49:52, 1.0000
L70791-20, Y 371.030 r, 1.0862, 100.0000, mg/L, 0.3403, 0.0037, 15 Aug 2008 00:49:52, 0.00000
L70791-20SDL, Ag 328.068 r, -0.0035, 100.0000, mg/L, -42.9321, 0.0015, 15 Aug 2008 00:53:20,
L70791-20SDL, Al 396.152 r, 16.6489, 100.0000, mg/L, 0.1178, 0.0196, 15 Aug 2008 00:53:20, 9.
L70791-20SDL, As 189.042 r, -0.0295, 100.0000, mg/L, -47.2328, 0.0139, 15 Aug 2008 00:53:20,
L70791-20SDL, B 249.677 r, -0.0208, 100.0000, mg/L, -1.9214, 0.0004, 15 Aug 2008 00:53:20, 9.
L70791-20SDL, Ba 493.409 r, 0.1767, 100.0000, mg/L, 0.0948, 0.0002, 15 Aug 2008 00:53:20, 1.0
L70791-20SDL, Be 234.861 r, 0.0039, 100.0000, mg/L, 1.4894, 0.0001, 15 Aug 2008 00:53:20, 9.9
L70791-20SDL, Bi 223.061 r, -0.1491, 100.0000, mg/L, -0.0044, 0.0000, 15 Aug 2008 00:53:20, 9
L70791-20SDL, Ca 315.887 r, 5.0501, 100.0000, mg/L, 0.1007, 0.0051, 15 Aug 2008 00:53:20, 9.9
L70791-20SDL, Cd 214.441 r, 0.0027, 100.0000, mg/L, 1.9700, 0.0001, 15 Aug 2008 00:53:20, 9.9
L70791-20SDL, Co 228.615 r, 0.0174, 100.0000, mg/L, 5.0809, 0.0009, 15 Aug 2008 00:53:20, 9.9
L70791-20SDL, Cr 267.716 r, 0.0184, 100.0000, mg/L, 12.2240, 0.0023, 15 Aug 2008 00:53:20, 9.
L70791-20SDL, Cr 205.552 r, 0.0286, 100.0000, mg/L, 5.1856, 0.0015, 15 Aug 2008 00:53:20, 1.0
L70791-20SDL, Cu 324.754 r, 9.1402, 100.0000, mg/L, 0.2447, 0.0224, 15 Aug 2008 00:53:20, 9.9
L70791-20SDL, Fe 240.489 r, 40.9230, 100.0000, mg/L, 0.2411, 0.0987, 15 Aug 2008 00:53:20, 9.
L70791-20SDL, Fe 259.940 r, 40.2619, 100.0000, mg/L, 0.0045, 0.0018, 15 Aug 2008 00:53:20, 9.
L70791-20SDL, Ga 294.364 r, -0.0098, 100.0000, mg/L, -95.8474, 0.0094, 15 Aug 2008 00:53:20,
L70791-20SDL, K 766.491 r, 5.6044, 100.0000, mg/L, 0.3415, 0.0191, 15 Aug 2008 00:53:20, 9.99
L70791-20SDL, Li 670.784 r, 0.0180, 100.0000, mg/L, 7.2893, 0.0013, 15 Aug 2008 00:53:20, 9.9

```
L70791-20SDL, Mg 279.078 r, 8.7983, 100.0000, mg/L, 0.0961, 0.0085, 15 Aug 2008  00:53:20, 9.9
L70791-20SDL, Mn 257.610 r, 0.3950, 100.0000, mg/L, 0.0159, 0.0001, 15 Aug 2008  00:53:20, 9.9
L70791-20SDL, Mo 202.030 r, 0.3082, 100.0000, mg/L, 1.1159, 0.0034, 15 Aug 2008  00:53:20, 9.9
L70791-20SDL, Na 330.237 r, -4.6259, 100.0000, mg/L, -15.6739, 0.7251, 15 Aug 2008  00:53:20,
L70791-20SDL, Na 589.592 r, 0.2518, 100.0000, mg/L, 0.8164, 0.0021, 15 Aug 2008  00:53:20, 1.0
L70791-20SDL, Ni 221.648 r, 0.0577, 100.0000, mg/L, 1.2420, 0.0007, 15 Aug 2008  00:53:20, 9.9
L70791-20SDL, Ni 231.604 r, 0.0179, 100.0000, mg/L, 2.8781, 0.0005, 15 Aug 2008  00:53:20, 1.0
L70791-20SDL, Pb 220.353 r, 0.5524, 100.0000, mg/L, 0.4280, 0.0024, 15 Aug 2008  00:53:20, 9.9
L70791-20SDL, Sb 206.833 r, 0.0064, 100.0000, mg/L, 264.3814, 0.0168, 15 Aug 2008  00:53:20, 9
L70791-20SDL, Sb 217.581 r, 0.0126, 100.0000, mg/L, 12.2856, 0.0016, 15 Aug 2008  00:53:20, 9.
L70791-20SDL, Sc 361.383 r, 0.0017, 100.0000, mg/L, 13.7745, 0.0002, 15 Aug 2008  00:53:20, 9.
L70791-20SDL, Sc 357.253 r, 0.0025, 100.0000, mg/L, 14.7189, 0.0004, 15 Aug 2008  00:53:20, 9.
L70791-20SDL, Se 196.090 r, -0.0383, 100.0000, mg/L, -4.2037, 0.0016, 15 Aug 2008  00:53:20, 9
L70791-20SDL, Si 251.611 r, 3.5441, 100.0000, mg/L, 0.0828, 0.0029, 15 Aug 2008  00:53:20, 9.9
L70791-20SDL, Sn 189.991 r, 0.0256, 100.0000, mg/L, 25.7102, 0.0066, 15 Aug 2008  00:53:20, 9.
L70791-20SDL, Sr 421.552 r, 0.0398, 100.0000, mg/L, 0.2469, 0.0001, 15 Aug 2008  00:53:20, 9.9
L70791-20SDL, Ti 337.280 r, 1.9295, 100.0000, mg/L, 0.0831, 0.0016, 15 Aug 2008  00:53:20, 9.9
L70791-20SDL, Ti 334.941 r, 1.9036, 100.0000, mg/L, 0.0084, 0.0002, 15 Aug 2008  00:53:20, 9.9
L70791-20SDL, Tl 190.864 r, 0.0235, 100.0000, mg/L, 71.4966, 0.0168, 15 Aug 2008  00:53:20, 9.
L70791-20SDL, V 292.401 r, 0.0950, 100.0000, mg/L, 0.5144, 0.0005, 15 Aug 2008  00:53:20, 9.99
L70791-20SDL, Zn 213.856 r, 0.4130, 100.0000, mg/L, 0.2528, 0.0010, 15 Aug 2008  00:53:20, 9.9
L70791-20SDL, Zn 206.200 r, 0.4313, 100.0000, mg/L, 0.4458, 0.0019, 15 Aug 2008  00:53:20, 1.0
L70791-20SDL, Y 371.030 r, 1.0475, 100.0000, mg/L, 0.2254, 0.0024, 15 Aug 2008  00:53:20, 0.00
L70791-20MS, Ag 328.068 r, 0.4583, 100.0000, mg/L, 0.3641, 0.0017, 15 Aug 2008  00:56:47, 9.99
L70791-20MS, Al 396.152 r, 105.1904, 100.0000, mg/L, 0.0462, 0.0486, 15 Aug 2008  00:56:47, 9.
L70791-20MS, As 189.042 r, 0.9541, 100.0000, mg/L, 0.4590, 0.0044, 15 Aug 2008  00:56:47, 9.99
L70791-20MS, B 249.677 r, 0.3067, 100.0000, mg/L, 0.0951, 0.0003, 15 Aug 2008  00:56:47, 9.999
L70791-20MS, Ba 493.409 r, 1.6943, 100.0000, mg/L, 0.2667, 0.0045, 15 Aug 2008  00:56:47, 1.00
L70791-20MS, Be 234.861 r, 0.5143, 100.0000, mg/L, 0.1207, 0.0006, 15 Aug 2008  00:56:47, 9.99
L70791-20MS, Bi 223.061 r, -0.2670, 100.0000, mg/L, -1.0624, 0.0028, 15 Aug 2008  00:56:47, 9.
L70791-20MS, Ca 315.887 r, 94.2489, 100.0000, mg/L, 0.1132, 0.1067, 15 Aug 2008  00:56:47, 9.9
L70791-20MS, Cd 214.441 r, 0.5086, 100.0000, mg/L, 0.1695, 0.0009, 15 Aug 2008  00:56:47, 9.99
L70791-20MS, Co 228.615 r, 0.5896, 100.0000, mg/L, 0.0917, 0.0005, 15 Aug 2008  00:56:47, 9.99
L70791-20MS, Cr 267.716 r, 0.5979, 100.0000, mg/L, 0.7472, 0.0045, 15 Aug 2008  00:56:47, 9.99
L70791-20MS, Cr 205.552 r, 0.6673, 100.0000, mg/L, 0.0447, 0.0003, 15 Aug 2008  00:56:47, 1.00
L70791-20MS, Cu 324.754 r, 48.1793, 100.0000, mg/L, 0.3427, 0.1651, 15 Aug 2008  00:56:47, 9.9
L70791-20MS, Fe 240.489 r, 227.8441, 100.0000, mg/L, 0.0311, 0.0710, 15 Aug 2008  00:56:47, 9.
L70791-20MS, Fe 259.940 r, 212.6343, 100.0000, mg/L, 0.0091, 0.0194, 15 Aug 2008  00:56:47, 9.
L70791-20MS, Ga 294.364 r, 1.1151, 100.0000, mg/L, 0.3050, 0.0034, 15 Aug 2008  00:56:47, 9.99
L70791-20MS, K 766.491 r, 136.8431, 100.0000, mg/L, 0.0497, 0.0680, 15 Aug 2008  00:56:47, 9.9
L70791-20MS, Li 670.784 r, 1.0704, 100.0000, mg/L, 0.0585, 0.0006, 15 Aug 2008  00:56:47, 9.99
L70791-20MS, Mg 279.078 r, 108.9964, 100.0000, mg/L, 0.1753, 0.1911, 15 Aug 2008  00:56:47, 9.
L70791-20MS, Mn 257.610 r, 2.9806, 100.0000, mg/L, 0.1720, 0.0051, 15 Aug 2008  00:56:47, 9.99
L70791-20MS, Mo 202.030 r, 1.9586, 100.0000, mg/L, 0.0514, 0.0010, 15 Aug 2008  00:56:47, 9.99
L70791-20MS, Na 330.237 r, 103.1536, 100.0000, mg/L, 0.2025, 0.2089, 15 Aug 2008  00:56:47, 9.
L70791-20MS, Na 589.592 r, 97.3679, 100.0000, mg/L, 0.1897, 0.1847, 15 Aug 2008  00:56:47, 1.0
L70791-20MS, Ni 221.648 r, 0.8382, 100.0000, mg/L, 0.7257, 0.0061, 15 Aug 2008  00:56:47, 9.99
L70791-20MS, Ni 231.604 r, 0.5915, 100.0000, mg/L, 0.2099, 0.0012, 15 Aug 2008  00:56:47, 1.00
L70791-20MS, Pb 220.353 r, 3.6400, 100.0000, mg/L, 0.3083, 0.0112, 15 Aug 2008  00:56:47, 9.99
L70791-20MS, Sb 206.833 r, 0.1167, 100.0000, mg/L, 1.0011, 0.0012, 15 Aug 2008  00:56:47, 9.99
L70791-20MS, Sb 217.581 r, 0.1302, 100.0000, mg/L, 26.7457, 0.0348, 15 Aug 2008  00:56:47, 9.9
L70791-20MS, Sc 361.383 r, 1.0223, 100.0000, mg/L, 0.0072, 0.0001, 15 Aug 2008  00:56:47, 9.99
L70791-20MS, Sc 357.253 r, 1.0189, 100.0000, mg/L, 0.1593, 0.0016, 15 Aug 2008  00:56:47, 9.99
L70791-20MS, Se 196.090 r, 0.7960, 100.0000, mg/L, 4.9442, 0.0394, 15 Aug 2008  00:56:47, 9.99
L70791-20MS, Si 251.611 r, 20.9752, 100.0000, mg/L, 0.0181, 0.0038, 15 Aug 2008  00:56:47, 9.9
L70791-20MS, Sn 189.991 r, 1.1257, 100.0000, mg/L, 0.1571, 0.0018, 15 Aug 2008  00:56:47, 9.99
L70791-20MS, Sr 421.552 r, 0.8313, 100.0000, mg/L, 0.0306, 0.0003, 15 Aug 2008  00:56:47, 9.99
L70791-20MS, Ti 337.280 r, 16.1442, 100.0000, mg/L, 0.2552, 0.0412, 15 Aug 2008  00:56:47, 9.9
L70791-20MS, Ti 334.941 r, 15.6850, 100.0000, mg/L, 0.1479, 0.0232, 15 Aug 2008  00:56:47, 9.9
L70791-20MS, Tl 190.864 r, 2.0423, 100.0000, mg/L, 1.5604, 0.0319, 15 Aug 2008  00:56:47, 9.99
```

L70791-20MS, V 292.401 r, 1.1366, 100.0000, mg/L, 0.1857, 0.0021, 15 Aug 2008 00:56:47, 9.999
L70791-20MS, Zn 213.856 r, 2.6404, 100.0000, mg/L, 0.1911, 0.0050, 15 Aug 2008 00:56:47, 9.99
L70791-20MS, Zn 206.200 r, 2.7181, 100.0000, mg/L, 0.1428, 0.0039, 15 Aug 2008 00:56:47, 1.00
L70791-20MS, Y 371.030 r, 1.0840, 100.0000, mg/L, 0.4252, 0.0046, 15 Aug 2008 00:56:47, 0.000
L70791-20MSD, Ag 328.068 r, 0.4530, 100.0000, mg/L, 0.3839, 0.0017, 15 Aug 2008 01:00:13, 9.9
L70791-20MSD, Al 396.152 r, 100.7325, 100.0000, mg/L, 0.1677, 0.1689, 15 Aug 2008 01:00:13, 9
L70791-20MSD, As 189.042 r, 0.9779, 100.0000, mg/L, 2.5013, 0.0245, 15 Aug 2008 01:00:13, 9.9
L70791-20MSD, B 249.677 r, 0.3447, 100.0000, mg/L, 0.3842, 0.0013, 15 Aug 2008 01:00:13, 9.99
L70791-20MSD, Ba 493.409 r, 1.6898, 100.0000, mg/L, 0.0664, 0.0011, 15 Aug 2008 01:00:13, 1.0
L70791-20MSD, Be 234.861 r, 0.5080, 100.0000, mg/L, 0.1374, 0.0007, 15 Aug 2008 01:00:13, 9.9
L70791-20MSD, Bi 223.061 r, -0.2221, 100.0000, mg/L, -1.0024, 0.0022, 15 Aug 2008 01:00:13, 9
L70791-20MSD, Ca 315.887 r, 93.7470, 100.0000, mg/L, 0.1149, 0.1077, 15 Aug 2008 01:00:13, 9.
L70791-20MSD, Cd 214.441 r, 0.5069, 100.0000, mg/L, 0.2434, 0.0012, 15 Aug 2008 01:00:13, 9.9
L70791-20MSD, Co 228.615 r, 0.5786, 100.0000, mg/L, 0.2062, 0.0012, 15 Aug 2008 01:00:13, 9.9
L70791-20MSD, Cr 267.716 r, 0.5833, 100.0000, mg/L, 0.2638, 0.0015, 15 Aug 2008 01:00:13, 9.9
L70791-20MSD, Cr 205.552 r, 0.6451, 100.0000, mg/L, 0.1015, 0.0007, 15 Aug 2008 01:00:13, 1.0
L70791-20MSD, Cu 324.754 r, 42.0860, 100.0000, mg/L, 0.1927, 0.0811, 15 Aug 2008 01:00:13, 9.
L70791-20MSD, Fe 240.489 r, 189.5772, 100.0000, mg/L, 0.0880, 0.1668, 15 Aug 2008 01:00:13, 9
L70791-20MSD, Fe 259.940 r, 179.0890, 100.0000, mg/L, 0.0865, 0.1548, 15 Aug 2008 01:00:13, 9
L70791-20MSD, Ga 294.364 r, 1.0677, 100.0000, mg/L, 1.0923, 0.0117, 15 Aug 2008 01:00:13, 9.9
L70791-20MSD, K 766.491 r, 133.0764, 100.0000, mg/L, 0.0818, 0.1088, 15 Aug 2008 01:00:13, 9.
L70791-20MSD, Li 670.784 r, 1.0392, 100.0000, mg/L, 0.1439, 0.0015, 15 Aug 2008 01:00:13, 9.9
L70791-20MSD, Mg 279.078 r, 106.2946, 100.0000, mg/L, 0.1169, 0.1242, 15 Aug 2008 01:00:13, 9
L70791-20MSD, Mn 257.610 r, 2.7222, 100.0000, mg/L, 0.0933, 0.0025, 15 Aug 2008 01:00:13, 9.9
L70791-20MSD, Mo 202.030 r, 1.9418, 100.0000, mg/L, 0.1734, 0.0034, 15 Aug 2008 01:00:13, 9.9
L70791-20MSD, Na 330.237 r, 102.0730, 100.0000, mg/L, 0.4997, 0.5101, 15 Aug 2008 01:00:13, 9
L70791-20MSD, Na 589.592 r, 96.3138, 100.0000, mg/L, 0.0067, 0.0065, 15 Aug 2008 01:00:13, 1.
L70791-20MSD, Ni 221.648 r, 0.8540, 100.0000, mg/L, 0.0968, 0.0008, 15 Aug 2008 01:00:13, 9.9
L70791-20MSD, Ni 231.604 r, 0.5844, 100.0000, mg/L, 0.1498, 0.0009, 15 Aug 2008 01:00:13, 1.0
L70791-20MSD, Pb 220.353 r, 3.6846, 100.0000, mg/L, 0.1218, 0.0045, 15 Aug 2008 01:00:13, 9.9
L70791-20MSD, Sb 206.833 r, 0.1245, 100.0000, mg/L, 3.3383, 0.0042, 15 Aug 2008 01:00:13, 9.9
L70791-20MSD, Sb 217.581 r, 0.1448, 100.0000, mg/L, 6.9142, 0.0100, 15 Aug 2008 01:00:13, 9.9
L70791-20MSD, Sc 361.383 r, 1.0082, 100.0000, mg/L, 0.0296, 0.0003, 15 Aug 2008 01:00:13, 9.9
L70791-20MSD, Sc 357.253 r, 1.0019, 100.0000, mg/L, 0.0076, 0.0001, 15 Aug 2008 01:00:13, 9.9
L70791-20MSD, Se 196.090 r, 0.8911, 100.0000, mg/L, 2.3286, 0.0207, 15 Aug 2008 01:00:13, 9.9
L70791-20MSD, Si 251.611 r, 23.1426, 100.0000, mg/L, 0.0907, 0.0210, 15 Aug 2008 01:00:13, 9.
L70791-20MSD, Sn 189.991 r, 1.1372, 100.0000, mg/L, 0.1626, 0.0018, 15 Aug 2008 01:00:13, 9.9
L70791-20MSD, Sr 421.552 r, 0.8833, 100.0000, mg/L, 0.1460, 0.0013, 15 Aug 2008 01:00:13, 9.9
L70791-20MSD, Ti 337.280 r, 15.1734, 100.0000, mg/L, 0.0476, 0.0072, 15 Aug 2008 01:00:13, 9.
L70791-20MSD, Ti 334.941 r, 14.7774, 100.0000, mg/L, 0.0675, 0.0100, 15 Aug 2008 01:00:13, 9.
L70791-20MSD, Tl 190.864 r, 2.0240, 100.0000, mg/L, 0.7838, 0.0159, 15 Aug 2008 01:00:13, 9.9
L70791-20MSD, V 292.401 r, 0.9976, 100.0000, mg/L, 0.0242, 0.0002, 15 Aug 2008 01:00:13, 9.99
L70791-20MSD, Zn 213.856 r, 2.6521, 100.0000, mg/L, 0.1005, 0.0027, 15 Aug 2008 01:00:13, 9.9
L70791-20MSD, Zn 206.200 r, 2.7451, 100.0000, mg/L, 0.1787, 0.0049, 15 Aug 2008 01:00:13, 1.0
L70791-20MSD, Y 371.030 r, 1.0970, 100.0000, mg/L, 0.3449, 0.0038, 15 Aug 2008 01:00:13, 0.00
CCV, Ag 328.068 r, 0.4987, 1.0000, mg/L, 0.2937, 0.0015, 15 Aug 2008 01:03:39, -, EPA200.7/60
CCV, Al 396.152 r, 0.9854, 1.0000, mg/L, 0.5725, 0.0056, 15 Aug 2008 01:03:39, -, EPA200.7/60
CCV, As 189.042 r, 2.0743, 1.0000, mg/L, 1.1906, 0.0247, 15 Aug 2008 01:03:39, -, EPA200.7/60
CCV, B 249.677 r, 1.0145, 1.0000, mg/L, 0.1858, 0.0019, 15 Aug 2008 01:03:39, -, EPA200.7/601
CCV, Ba 493.409 r, 0.9949, 1.0000, mg/L, 0.1285, 0.0013, 15 Aug 2008 01:03:39, -, EPA200.7/60
CCV, Be 234.861 r, 1.0229, 1.0000, mg/L, 0.4216, 0.0043, 15 Aug 2008 01:03:39, -, EPA200.7/60
CCV, Bi 223.061 r, 0.9647, 1.0000, mg/L, 0.2535, 0.0024, 15 Aug 2008 01:03:39, -, EPA200.7/60
CCV, Ca 315.887 r, 51.8151, 1.0000, mg/L, 0.3647, 0.1889, 15 Aug 2008 01:03:39, -, EPA200.7/6
CCV, Cd 214.441 r, 1.0445, 1.0000, mg/L, 0.4513, 0.0047, 15 Aug 2008 01:03:39, -, EPA200.7/60
CCV, Co 228.615 r, 1.0072, 1.0000, mg/L, 0.2712, 0.0027, 15 Aug 2008 01:03:39, -, EPA200.7/60
CCV, Cr 267.716 r, 1.0143, 1.0000, mg/L, 0.2899, 0.0029, 15 Aug 2008 01:03:39, -, EPA200.7/60
CCV, Cr 205.552 r, 1.0415, 1.0000, mg/L, 0.6125, 0.0064, 15 Aug 2008 01:03:39, -, EPA200.7/60
CCV, Cu 324.754 r, 0.9903, 1.0000, mg/L, 0.1245, 0.0012, 15 Aug 2008 01:03:39, -, EPA200.7/60
CCV, Fe 240.489 r, 1.0523, 1.0000, mg/L, 0.2108, 0.0022, 15 Aug 2008 01:03:39, -, EPA200.7/60
CCV, Fe 259.940 r, 1.0592, 1.0000, mg/L, 0.2779, 0.0029, 15 Aug 2008 01:03:39, -, EPA200.7/60

CCV, Ga 294.364 r, 1.0530, 1.0000, mg/L, 1.7634, 0.0186, 15 Aug 2008 01:03:39, -, EPA200.7/60
CCV, K 766.491 r, 9.4636, 1.0000, mg/L, 1.0405, 0.0985, 15 Aug 2008 01:03:39, -, EPA200.7/601
CCV, Li 670.784 r, 0.9638, 1.0000, mg/L, 0.1695, 0.0016, 15 Aug 2008 01:03:39, -, EPA200.7/60
CCV, Mg 279.078 r, 52.3558, 1.0000, mg/L, 0.3157, 0.1653, 15 Aug 2008 01:03:39, -, EPA200.7/6
CCV, Mn 257.610 r, 1.0586, 1.0000, mg/L, 0.5058, 0.0054, 15 Aug 2008 01:03:39, -, EPA200.7/60
CCV, Mo 202.030 r, 1.0162, 1.0000, mg/L, 0.7618, 0.0077, 15 Aug 2008 01:03:39, -, EPA200.7/60
CCV, Na 330.237 r, 48.2370, 1.0000, mg/L, 0.5807, 0.2801, 15 Aug 2008 01:03:39, -, EPA200.7/6
CCV, Na 589.592 r, 49.8531, 1.0000, mg/L, 0.4759, 0.2372, 15 Aug 2008 01:03:39, -, EPA200.7/6
CCV, Ni 221.648 r, 1.1040, 1.0000, mg/L, 0.3218, 0.0036, 15 Aug 2008 01:03:39, -, EPA200.7/60
CCV, Ni 231.604 r, 1.0111, 1.0000, mg/L, 0.1181, 0.0012, 15 Aug 2008 01:03:39, -, EPA200.7/60
CCV, Pb 220.353 r, 2.0264, 1.0000, mg/L, 0.5496, 0.0111, 15 Aug 2008 01:03:39, -, EPA200.7/60
CCV, Sb 206.833 r, 1.9219, 1.0000, mg/L, 0.9536, 0.0183, 15 Aug 2008 01:03:39, -, EPA200.7/60
CCV, Sb 217.581 r, 1.9924, 1.0000, mg/L, 0.3276, 0.0065, 15 Aug 2008 01:03:39, -, EPA200.7/60
CCV, Sc 361.383 r, 0.9906, 1.0000, mg/L, 0.3535, 0.0035, 15 Aug 2008 01:03:39, -, EPA200.7/60
CCV, Sc 357.253 r, 0.9945, 1.0000, mg/L, 0.5943, 0.0059, 15 Aug 2008 01:03:39, -, EPA200.7/60
CCV, Se 196.090 r, 1.9967, 1.0000, mg/L, 0.2202, 0.0044, 15 Aug 2008 01:03:39, -, EPA200.7/60
CCV, Si 251.611 r, 9.9761, 1.0000, mg/L, 0.2516, 0.0251, 15 Aug 2008 01:03:39, -, EPA200.7/60
CCV, Sn 189.991 r, 1.0560, 1.0000, mg/L, 0.8405, 0.0089, 15 Aug 2008 01:03:39, -, EPA200.7/60
CCV, Sr 421.552 r, 1.0193, 1.0000, mg/L, 0.4578, 0.0047, 15 Aug 2008 01:03:39, -, EPA200.7/60
CCV, Ti 337.280 r, 0.9801, 1.0000, mg/L, 0.3578, 0.0035, 15 Aug 2008 01:03:39, -, EPA200.7/60
CCV, Ti 334.941 r, 0.9826, 1.0000, mg/L, 0.5623, 0.0055, 15 Aug 2008 01:03:39, -, EPA200.7/60
CCV, Tl 190.864 r, 2.0915, 1.0000, mg/L, 2.5547, 0.0534, 15 Aug 2008 01:03:39, -, EPA200.7/60
CCV, V 292.401 r, 1.0353, 1.0000, mg/L, 0.4475, 0.0046, 15 Aug 2008 01:03:39, -, EPA200.7/601
CCV, Zn 213.856 r, 1.0226, 1.0000, mg/L, 0.2762, 0.0028, 15 Aug 2008 01:03:39, -, EPA200.7/60
CCV, Zn 206.200 r, 1.0658, 1.0000, mg/L, 0.4289, 0.0046, 15 Aug 2008 01:03:39, -, EPA200.7/60
CCV, Y 371.030 r, 1.0521, 1.0000, mg/L, 0.5101, 0.0054, 15 Aug 2008 01:03:39, -, EPA200.7/601
CCB, Ag 328.068 r, 0.0013, 1.0000, mg/L, 55.7358, 0.0007, 15 Aug 2008 01:07:06, -, EPA200.7/6
CCB, Al 396.152 r, 0.0223, 1.0000, mg/L, 17.8828, 0.0040, 15 Aug 2008 01:07:06, -, EPA200.7/6
CCB, As 189.042 r, 0.0402, 1.0000, mg/L, 25.3110, 0.0102, 15 Aug 2008 01:07:06, -, EPA200.7/6
CCB, B 249.677 r, 0.0119, 1.0000, mg/L, 6.4405, 0.0008, 15 Aug 2008 01:07:06, -, EPA200.7/601
CCB, Ba 493.409 r, -0.0004, 1.0000, mg/L, -103.7512, 0.0004, 15 Aug 2008 01:07:06, -, EPA200.
CCB, Be 234.861 r, 0.0044, 1.0000, mg/L, 0.6395, 0.0000, 15 Aug 2008 01:07:06, -, EPA200.7/60
CCB, Bi 223.061 r, 0.0189, 1.0000, mg/L, 81.5922, 0.0154, 15 Aug 2008 01:07:06, -, EPA200.7/6
CCB, Ca 315.887 r, -0.1834, 1.0000, mg/L, -1.1046, 0.0020, 15 Aug 2008 01:07:06, -, EPA200.7/
CCB, Cd 214.441 r, 0.0019, 1.0000, mg/L, 14.0791, 0.0003, 15 Aug 2008 01:07:06, -, EPA200.7/6
CCB, Co 228.615 r, -0.0041, 1.0000, mg/L, -29.4538, 0.0012, 15 Aug 2008 01:07:06, -, EPA200.7
CCB, Cr 267.716 r, -0.0027, 1.0000, mg/L, -71.8690, 0.0019, 15 Aug 2008 01:07:06, -, EPA200.7
CCB, Cr 205.552 r, 0.0021, 1.0000, mg/L, 4.7299, 0.0001, 15 Aug 2008 01:07:06, -, EPA200.7/60
CCB, Cu 324.754 r, 0.0064, 1.0000, mg/L, 6.1916, 0.0004, 15 Aug 2008 01:07:06, -, EPA200.7/60
CCB, Fe 240.489 r, 0.0280, 1.0000, mg/L, 4.8617, 0.0014, 15 Aug 2008 01:07:06, -, EPA200.7/60
CCB, Fe 259.940 r, 0.0253, 1.0000, mg/L, 4.7121, 0.0012, 15 Aug 2008 01:07:06, -, EPA200.7/60
CCB, Ga 294.364 r, -0.0243, 1.0000, mg/L, -8.7004, 0.0021, 15 Aug 2008 01:07:06, -, EPA200.7/
CCB, K 766.491 r, 0.0048, 1.0000, mg/L, 368.2017, 0.0176, 15 Aug 2008 01:07:06, -, EPA200.7/6
CCB, Li 670.784 r, 0.0026, 1.0000, mg/L, 24.4323, 0.0006, 15 Aug 2008 01:07:06, -, EPA200.7/6
CCB, Mg 279.078 r, 0.0007, 1.0000, mg/L, 85.5761, 0.0006, 15 Aug 2008 01:07:06, -, EPA200.7/6
CCB, Mn 257.610 r, 0.0023, 1.0000, mg/L, 1.3612, 0.0000, 15 Aug 2008 01:07:06, -, EPA200.7/60
CCB, Mo 202.030 r, 0.0048, 1.0000, mg/L, 47.6380, 0.0023, 15 Aug 2008 01:07:06, -, EPA200.7/6
CCB, Na 330.237 r, -4.9481, 1.0000, mg/L, -14.1743, 0.7014, 15 Aug 2008 01:07:06, -, EPA200.7
CCB, Na 589.592 r, 0.2199, 1.0000, mg/L, 0.2538, 0.0006, 15 Aug 2008 01:07:06, -, EPA200.7/60
CCB, Ni 221.648 r, -0.0038, 1.0000, mg/L, -34.4022, 0.0013, 15 Aug 2008 01:07:06, -, EPA200.7
CCB, Ni 231.604 r, -0.0015, 1.0000, mg/L, -41.1769, 0.0006, 15 Aug 2008 01:07:06, -, EPA200.7
CCB, Pb 220.353 r, 0.0157, 1.0000, mg/L, 55.5262, 0.0087, 15 Aug 2008 01:07:06, -, EPA200.7/6
CCB, Sb 206.833 r, -0.0006, 1.0000, mg/L, -2874.2324, 0.0180, 15 Aug 2008 01:07:06, -, EPA200
CCB, Sb 217.581 r, 0.0126, 1.0000, mg/L, 136.3513, 0.0172, 15 Aug 2008 01:07:06, -, EPA200.7/
CCB, Sc 361.383 r, -0.0015, 1.0000, mg/L, -1.0199, 0.0000, 15 Aug 2008 01:07:06, -, EPA200.7/
CCB, Sc 357.253 r, -0.0016, 1.0000, mg/L, -59.0686, 0.0009, 15 Aug 2008 01:07:06, -, EPA200.7
CCB, Se 196.090 r, -0.0084, 1.0000, mg/L, -29.9728, 0.0025, 15 Aug 2008 01:07:06, -, EPA200.7
CCB, Si 251.611 r, 0.0122, 1.0000, mg/L, 8.9541, 0.0011, 15 Aug 2008 01:07:06, -, EPA200.7/60
CCB, Sn 189.991 r, 0.0036, 1.0000, mg/L, 48.5122, 0.0018, 15 Aug 2008 01:07:06, -, EPA200.7/6
CCB, Sr 421.552 r, -0.0047, 1.0000, mg/L, -3.0506, 0.0001, 15 Aug 2008 01:07:06, -, EPA200.7/

```
CCB, Ti 337.280 r, 0.0016, 1.0000, mg/L, 2.1945, 0.0000, 15 Aug 2008  01:07:06, -, EPA200.7/60
CCB, Ti 334.941 r, 0.0025, 1.0000, mg/L, 1.1869, 0.0000, 15 Aug 2008  01:07:06, -, EPA200.7/60
CCB, Tl 190.864 r, 0.0226, 1.0000, mg/L, 9.1769, 0.0021, 15 Aug 2008  01:07:06, -, EPA200.7/60
CCB, V 292.401 r, 0.0018, 1.0000, mg/L, 10.9629, 0.0002, 15 Aug 2008  01:07:06, -, EPA200.7/60
CCB, Zn 213.856 r, 0.0031, 1.0000, mg/L, 16.5674, 0.0005, 15 Aug 2008  01:07:06, -, EPA200.7/6
CCB, Zn 206.200 r, 0.0028, 1.0000, mg/L, 0.3445, 0.0000, 15 Aug 2008  01:07:06, -, EPA200.7/60
CCB, Y 371.030 r, 1.0071, 1.0000, mg/L, 0.0818, 0.0008, 15 Aug 2008  01:07:06, -, EPA200.7/601
```

WG250000
Instrument ID: ICP5
Date file created: 8/20/2008 12:22:35 PM
P:\PDFMerge\icp5\WG250000raw.CSV

Sample ID,Line,Intensity,A,B,C,Date Sample,,
CalBlk - 1, Ag 328.068 r, 3283, -, -, -, 14 Aug 2008 22:49:04,
CalBlk - 1, Al 396.152 r, 833, -, -, -, 14 Aug 2008 22:49:04,
CalBlk - 1, As 189.042 r, 124, -, -, -, 14 Aug 2008 22:49:04,
CalBlk - 1, B 249.677 r, 862, -, -, -, 14 Aug 2008 22:49:04,
CalBlk - 1, Ba 493.409 r, 87484, -, -, -, 14 Aug 2008 22:49:04,
CalBlk - 1, Be 234.861 r, -1548, -, -, -, 14 Aug 2008 22:49:04,
CalBlk - 1, Bi 223.061 r, -225, -, -, -, 14 Aug 2008 22:49:04,
CalBlk - 1, Ca 315.887 r, -954, -, -, -, 14 Aug 2008 22:49:04,
CalBlk - 1, Cd 214.441 r, -136, -, -, -, 14 Aug 2008 22:49:04,
CalBlk - 1, Co 228.615 r, -203, -, -, -, 14 Aug 2008 22:49:04,
CalBlk - 1, Cr 267.716 r, -580, -, -, -, 14 Aug 2008 22:49:04,
CalBlk - 1, Cr 205.552 r, -28, -, -, -, 14 Aug 2008 22:49:04,
CalBlk - 1, Cu 324.754 r, 6878, -, -, -, 14 Aug 2008 22:49:04,
CalBlk - 1, Fe 240.489 r, -41, -, -, -, 14 Aug 2008 22:49:04,
CalBlk - 1, Fe 259.940 r, 191, -, -, -, 14 Aug 2008 22:49:04,
CalBlk - 1, Ga 294.364 r, -1051, -, -, -, 14 Aug 2008 22:49:04,
CalBlk - 1, K 766.491 r, 8941, -, -, -, 14 Aug 2008 22:49:04,
CalBlk - 1, Li 670.784 r, 1563, -, -, -, 14 Aug 2008 22:49:04,
CalBlk - 1, Mg 279.078 r, -78, -, -, -, 14 Aug 2008 22:49:04,
CalBlk - 1, Mn 257.610 r, 812, -, -, -, 14 Aug 2008 22:49:04,
CalBlk - 1, Mo 202.030 r, 317, -, -, -, 14 Aug 2008 22:49:04,
CalBlk - 1, Na 330.237 r, 11324, -, -, -, 14 Aug 2008 22:49:04,
CalBlk - 1, Na 589.592 r, 10931, -, -, -, 14 Aug 2008 22:49:04,
CalBlk - 1, Ni 221.648 r, -403, -, -, -, 14 Aug 2008 22:49:04,
CalBlk - 1, Ni 231.604 r, 760, -, -, -, 14 Aug 2008 22:49:04,
CalBlk - 1, Pb 220.353 r, -1, -, -, -, 14 Aug 2008 22:49:04,
CalBlk - 1, Sb 206.833 r, 140, -, -, -, 14 Aug 2008 22:49:04,
CalBlk - 1, Sb 217.581 r, -425, -, -, -, 14 Aug 2008 22:49:04,
CalBlk - 1, Sc 361.383 r, 3387, -, -, -, 14 Aug 2008 22:49:04,
CalBlk - 1, Sc 357.253 r, 177945, -, -, -, 14 Aug 2008 22:49:04,
CalBlk - 1, Se 196.090 r, 26, -, -, -, 14 Aug 2008 22:49:04,
CalBlk - 1, Si 251.611 r, 110, -, -, -, 14 Aug 2008 22:49:04,
CalBlk - 1, Sn 189.991 r, 19, -, -, -, 14 Aug 2008 22:49:04,
CalBlk - 1, Sr 421.552 r, 1680, -, -, -, 14 Aug 2008 22:49:04,
CalBlk - 1, Ti 337.280 r, -511, -, -, -, 14 Aug 2008 22:49:04,
CalBlk - 1, Ti 334.941 r, 17767, -, -, -, 14 Aug 2008 22:49:04,
CalBlk - 1, Tl 190.864 r, -186, -, -, -, 14 Aug 2008 22:49:04,
CalBlk - 1, V 292.401 r, -276, -, -, -, 14 Aug 2008 22:49:04,
CalBlk - 1, Zn 213.856 r, 2039, -, -, -, 14 Aug 2008 22:49:04,
CalBlk - 1, Zn 206.200 r, -71, -, -, -, 14 Aug 2008 22:49:04,
CalBlk - 1, Y 371.030 r, 5293906, -, -, -, 14 Aug 2008 22:49:04,
CalBlk - 2, Ag 328.068 r, 3264, -, -, -, 14 Aug 2008 22:49:04,
CalBlk - 2, Al 396.152 r, 998, -, -, -, 14 Aug 2008 22:49:04,
CalBlk - 2, As 189.042 r, 150, -, -, -, 14 Aug 2008 22:49:04,
CalBlk - 2, B 249.677 r, 561, -, -, -, 14 Aug 2008 22:49:04,
CalBlk - 2, Ba 493.409 r, 86176, -, -, -, 14 Aug 2008 22:49:04,
CalBlk - 2, Be 234.861 r, -1895, -, -, -, 14 Aug 2008 22:49:04,
CalBlk - 2, Bi 223.061 r, -393, -, -, -, 14 Aug 2008 22:49:04,
CalBlk - 2, Ca 315.887 r, -1320, -, -, -, 14 Aug 2008 22:49:04,
CalBlk - 2, Cd 214.441 r, -245, -, -, -, 14 Aug 2008 22:49:04,
CalBlk - 2, Co 228.615 r, -82, -, -, -, 14 Aug 2008 22:49:04,
CalBlk - 2, Cr 267.716 r, -765, -, -, -, 14 Aug 2008 22:49:04,
CalBlk - 2, Cr 205.552 r, -74, -, -, -, 14 Aug 2008 22:49:04,
CalBlk - 2, Cu 324.754 r, 7037, -, -, -, 14 Aug 2008 22:49:04,

```
CalBlk - 2, Fe 240.489 r, 11, -, -, -, 14 Aug 2008  22:49:04,
CalBlk - 2, Fe 259.940 r, 244, -, -, -, 14 Aug 2008  22:49:04,
CalBlk - 2, Ga 294.364 r, -1089, -, -, -, 14 Aug 2008  22:49:04,
CalBlk - 2, K 766.491 r, 9734, -, -, -, 14 Aug 2008  22:49:04,
CalBlk - 2, Li 670.784 r, 2198, -, -, -, 14 Aug 2008  22:49:04,
CalBlk - 2, Mg 279.078 r, -131, -, -, -, 14 Aug 2008  22:49:04,
CalBlk - 2, Mn 257.610 r, 727, -, -, -, 14 Aug 2008  22:49:04,
CalBlk - 2, Mo 202.030 r, 277, -, -, -, 14 Aug 2008  22:49:04,
CalBlk - 2, Na 330.237 r, 10588, -, -, -, 14 Aug 2008  22:49:04,
CalBlk - 2, Na 589.592 r, 12789, -, -, -, 14 Aug 2008  22:49:04,
CalBlk - 2, Ni 221.648 r, -562, -, -, -, 14 Aug 2008  22:49:04,
CalBlk - 2, Ni 231.604 r, 685, -, -, -, 14 Aug 2008  22:49:04,
CalBlk - 2, Pb 220.353 r, 16, -, -, -, 14 Aug 2008  22:49:04,
CalBlk - 2, Sb 206.833 r, 14, -, -, -, 14 Aug 2008  22:49:04,
CalBlk - 2, Sb 217.581 r, -479, -, -, -, 14 Aug 2008  22:49:04,
CalBlk - 2, Sc 361.383 r, 3750, -, -, -, 14 Aug 2008  22:49:04,
CalBlk - 2, Sc 357.253 r, 175781, -, -, -, 14 Aug 2008  22:49:04,
CalBlk - 2, Se 196.090 r, 7, -, -, -, 14 Aug 2008  22:49:04,
CalBlk - 2, Si 251.611 r, 254, -, -, -, 14 Aug 2008  22:49:04,
CalBlk - 2, Sn 189.991 r, 8, -, -, -, 14 Aug 2008  22:49:04,
CalBlk - 2, Sr 421.552 r, 1631, -, -, -, 14 Aug 2008  22:49:04,
CalBlk - 2, Ti 337.280 r, -685, -, -, -, 14 Aug 2008  22:49:04,
CalBlk - 2, Ti 334.941 r, 17567, -, -, -, 14 Aug 2008  22:49:04,
CalBlk - 2, Tl 190.864 r, -120, -, -, -, 14 Aug 2008  22:49:04,
CalBlk - 2, V 292.401 r, 6, -, -, -, 14 Aug 2008  22:49:04,
CalBlk - 2, Zn 213.856 r, 1817, -, -, -, 14 Aug 2008  22:49:04,
CalBlk - 2, Zn 206.200 r, -118, -, -, -, 14 Aug 2008  22:49:04,
CalBlk - 2, Y 371.030 r, 5307823, -, -, -, 14 Aug 2008  22:49:04,
CalStd1 - 1, Ag 328.068 r, 88515, -, -, -, 14 Aug 2008  22:52:32,
CalStd1 - 1, Al 396.152 r, 382617, -, -, -, 14 Aug 2008  22:52:32,
CalStd1 - 1, As 189.042 r, 6969, -, -, -, 14 Aug 2008  22:52:32,
CalStd1 - 1, B 249.677 r, 206964, -, -, -, 14 Aug 2008  22:52:32,
CalStd1 - 1, Ba 493.409 r, 2113028, -, -, -, 14 Aug 2008  22:52:32,
CalStd1 - 1, Be 234.861 r, 1756502, -, -, -, 14 Aug 2008  22:52:32,
CalStd1 - 1, Bi 223.061 r, 20113, -, -, -, 14 Aug 2008  22:52:32,
CalStd1 - 1, Ca 315.887 r, 438042, -, -, -, 14 Aug 2008  22:52:32,
CalStd1 - 1, Cd 214.441 r, 113119, -, -, -, 14 Aug 2008  22:52:32,
CalStd1 - 1, Co 228.615 r, 51931, -, -, -, 14 Aug 2008  22:52:32,
CalStd1 - 1, Cr 267.716 r, 182052, -, -, -, 14 Aug 2008  22:52:32,
CalStd1 - 1, Cr 205.552 r, 127173, -, -, -, 14 Aug 2008  22:52:32,
CalStd1 - 1, Cu 324.754 r, 416681, -, -, -, 14 Aug 2008  22:52:32,
CalStd1 - 1, Fe 240.489 r, 200120, -, -, -, 14 Aug 2008  22:52:32,
CalStd1 - 1, Fe 259.940 r, 489438, -, -, -, 14 Aug 2008  22:52:32,
CalStd1 - 1, Ga 294.364 r, 9290, -, -, -, 14 Aug 2008  22:52:32,
CalStd1 - 1, K 766.491 r, 185992, -, -, -, 14 Aug 2008  22:52:32,
CalStd1 - 1, Li 670.784 r, 570319, -, -, -, 14 Aug 2008  22:52:32,
CalStd1 - 1, Mg 279.078 r, 80334, -, -, -, 14 Aug 2008  22:52:32,
CalStd1 - 1, Mn 257.610 r, 542337, -, -, -, 14 Aug 2008  22:52:32,
CalStd1 - 1, Mo 202.030 r, 31952, -, -, -, 14 Aug 2008  22:52:32,
CalStd1 - 1, Na 330.237 r, 14847, -, -, -, 14 Aug 2008  22:52:32,
CalStd1 - 1, Na 589.592 r, 118698, -, -, -, 14 Aug 2008  22:52:32,
CalStd1 - 1, Ni 221.648 r, 51518, -, -, -, 14 Aug 2008  22:52:32,
CalStd1 - 1, Ni 231.604 r, 41177, -, -, -, 14 Aug 2008  22:52:32,
CalStd1 - 1, Pb 220.353 r, 27037, -, -, -, 14 Aug 2008  22:52:32,
CalStd1 - 1, Sb 206.833 r, 7079, -, -, -, 14 Aug 2008  22:52:32,
CalStd1 - 1, Sb 217.581 r, 5152, -, -, -, 14 Aug 2008  22:52:32,
CalStd1 - 1, Sc 361.383 r, 2663903, -, -, -, 14 Aug 2008  22:52:32,
CalStd1 - 1, Sc 357.253 r, 2109102, -, -, -, 14 Aug 2008  22:52:32,
CalStd1 - 1, Se 196.090 r, 5415, -, -, -, 14 Aug 2008  22:52:32,
CalStd1 - 1, Si 251.611 r, 88760, -, -, -, 14 Aug 2008  22:52:32,
```

```
CalStd1 - 1, Sn 189.991 r, 23615, -, -, -, 14 Aug 2008  22:52:32,
CalStd1 - 1, Sr 421.552 r, 6188640, -, -, -, 14 Aug 2008  22:52:32,
CalStd1 - 1, Ti 337.280 r, 340583, -, -, -, 14 Aug 2008  22:52:32,
CalStd1 - 1, Ti 334.941 r, 817077, -, -, -, 14 Aug 2008  22:52:32,
CalStd1 - 1, Tl 190.864 r, 26924, -, -, -, 14 Aug 2008  22:52:32,
CalStd1 - 1, V 292.401 r, 176282, -, -, -, 14 Aug 2008  22:52:32,
CalStd1 - 1, Zn 213.856 r, 135980, -, -, -, 14 Aug 2008  22:52:32,
CalStd1 - 1, Zn 206.200 r, 71605, -, -, -, 14 Aug 2008  22:52:32,
CalStd1 - 1, Y 371.030 r, 5461610, -, -, -, 14 Aug 2008  22:52:32,
CalStd1 - 2, Ag 328.068 r, 85983, -, -, -, 14 Aug 2008  22:52:32,
CalStd1 - 2, Al 396.152 r, 378357, -, -, -, 14 Aug 2008  22:52:32,
CalStd1 - 2, As 189.042 r, 6933, -, -, -, 14 Aug 2008  22:52:32,
CalStd1 - 2, B 249.677 r, 203829, -, -, -, 14 Aug 2008  22:52:32,
CalStd1 - 2, Ba 493.409 r, 2094823, -, -, -, 14 Aug 2008  22:52:32,
CalStd1 - 2, Be 234.861 r, 1737121, -, -, -, 14 Aug 2008  22:52:32,
CalStd1 - 2, Bi 223.061 r, 19416, -, -, -, 14 Aug 2008  22:52:32,
CalStd1 - 2, Ca 315.887 r, 434166, -, -, -, 14 Aug 2008  22:52:32,
CalStd1 - 2, Cd 214.441 r, 112377, -, -, -, 14 Aug 2008  22:52:32,
CalStd1 - 2, Co 228.615 r, 51341, -, -, -, 14 Aug 2008  22:52:32,
CalStd1 - 2, Cr 267.716 r, 180102, -, -, -, 14 Aug 2008  22:52:32,
CalStd1 - 2, Cr 205.552 r, 126057, -, -, -, 14 Aug 2008  22:52:32,
CalStd1 - 2, Cu 324.754 r, 411273, -, -, -, 14 Aug 2008  22:52:32,
CalStd1 - 2, Fe 240.489 r, 198645, -, -, -, 14 Aug 2008  22:52:32,
CalStd1 - 2, Fe 259.940 r, 483635, -, -, -, 14 Aug 2008  22:52:32,
CalStd1 - 2, Ga 294.364 r, 9363, -, -, -, 14 Aug 2008  22:52:32,
CalStd1 - 2, K 766.491 r, 182103, -, -, -, 14 Aug 2008  22:52:32,
CalStd1 - 2, Li 670.784 r, 564407, -, -, -, 14 Aug 2008  22:52:32,
CalStd1 - 2, Mg 279.078 r, 79203, -, -, -, 14 Aug 2008  22:52:32,
CalStd1 - 2, Mn 257.610 r, 536739, -, -, -, 14 Aug 2008  22:52:32,
CalStd1 - 2, Mo 202.030 r, 31906, -, -, -, 14 Aug 2008  22:52:32,
CalStd1 - 2, Na 330.237 r, 15218, -, -, -, 14 Aug 2008  22:52:32,
CalStd1 - 2, Na 589.592 r, 117062, -, -, -, 14 Aug 2008  22:52:32,
CalStd1 - 2, Ni 221.648 r, 50587, -, -, -, 14 Aug 2008  22:52:32,
CalStd1 - 2, Ni 231.604 r, 40735, -, -, -, 14 Aug 2008  22:52:32,
CalStd1 - 2, Pb 220.353 r, 26731, -, -, -, 14 Aug 2008  22:52:32,
CalStd1 - 2, Sb 206.833 r, 7047, -, -, -, 14 Aug 2008  22:52:32,
CalStd1 - 2, Sb 217.581 r, 4719, -, -, -, 14 Aug 2008  22:52:32,
CalStd1 - 2, Sc 361.383 r, 2639449, -, -, -, 14 Aug 2008  22:52:32,
CalStd1 - 2, Sc 357.253 r, 2088805, -, -, -, 14 Aug 2008  22:52:32,
CalStd1 - 2, Se 196.090 r, 5413, -, -, -, 14 Aug 2008  22:52:32,
CalStd1 - 2, Si 251.611 r, 87612, -, -, -, 14 Aug 2008  22:52:32,
CalStd1 - 2, Sn 189.991 r, 23340, -, -, -, 14 Aug 2008  22:52:32,
CalStd1 - 2, Sr 421.552 r, 6127835, -, -, -, 14 Aug 2008  22:52:32,
CalStd1 - 2, Ti 337.280 r, 336828, -, -, -, 14 Aug 2008  22:52:32,
CalStd1 - 2, Ti 334.941 r, 808863, -, -, -, 14 Aug 2008  22:52:32,
CalStd1 - 2, Tl 190.864 r, 26928, -, -, -, 14 Aug 2008  22:52:32,
CalStd1 - 2, V 292.401 r, 174002, -, -, -, 14 Aug 2008  22:52:32,
CalStd1 - 2, Zn 213.856 r, 134582, -, -, -, 14 Aug 2008  22:52:32,
CalStd1 - 2, Zn 206.200 r, 70538, -, -, -, 14 Aug 2008  22:52:32,
CalStd1 - 2, Y 371.030 r, 5403473, -, -, -, 14 Aug 2008  22:52:32,
CalStd2 - 1, Ag 328.068 r, 174140, -, -, -, 14 Aug 2008  22:55:59,
CalStd2 - 1, Al 396.152 r, 786873, -, -, -, 14 Aug 2008  22:55:59,
CalStd2 - 1, As 189.042 r, 14668, -, -, -, 14 Aug 2008  22:55:59,
CalStd2 - 1, B 249.677 r, 426650, -, -, -, 14 Aug 2008  22:55:59,
CalStd2 - 1, Ba 493.409 r, 4213934, -, -, -, 14 Aug 2008  22:55:59,
CalStd2 - 1, Be 234.861 r, 3613590, -, -, -, 14 Aug 2008  22:55:59,
CalStd2 - 1, Bi 223.061 r, 40951, -, -, -, 14 Aug 2008  22:55:59,
CalStd2 - 1, Ca 315.887 r, 909034, -, -, -, 14 Aug 2008  22:55:59,
CalStd2 - 1, Cd 214.441 r, 230757, -, -, -, 14 Aug 2008  22:55:59,
CalStd2 - 1, Co 228.615 r, 104890, -, -, -, 14 Aug 2008  22:55:59,
```

```
CalStd2 - 1, Cr 267.716 r, 369605, -, -, -, 14 Aug 2008  22:55:59,
CalStd2 - 1, Cr 205.552 r, 258543, -, -, -, 14 Aug 2008  22:55:59,
CalStd2 - 1, Cu 324.754 r, 845371, -, -, -, 14 Aug 2008  22:55:59,
CalStd2 - 1, Fe 240.489 r, 407981, -, -, -, 14 Aug 2008  22:55:59,
CalStd2 - 1, Fe 259.940 r, 995949, -, -, -, 14 Aug 2008  22:55:59,
CalStd2 - 1, Ga 294.364 r, 20517, -, -, -, 14 Aug 2008  22:55:59,
CalStd2 - 1, K 766.491 r, 372735, -, -, -, 14 Aug 2008  22:55:59,
CalStd2 - 1, Li 670.784 r, 1171159, -, -, -, 14 Aug 2008  22:55:59,
CalStd2 - 1, Mg 279.078 r, 166646, -, -, -, 14 Aug 2008  22:55:59,
CalStd2 - 1, Mn 257.610 r, 1104933, -, -, -, 14 Aug 2008  22:55:59,
CalStd2 - 1, Mo 202.030 r, 65045, -, -, -, 14 Aug 2008  22:55:59,
CalStd2 - 1, Na 330.237 r, 20220, -, -, -, 14 Aug 2008  22:55:59,
CalStd2 - 1, Na 589.592 r, 229999, -, -, -, 14 Aug 2008  22:55:59,
CalStd2 - 1, Ni 221.648 r, 104184, -, -, -, 14 Aug 2008  22:55:59,
CalStd2 - 1, Ni 231.604 r, 83037, -, -, -, 14 Aug 2008  22:55:59,
CalStd2 - 1, Pb 220.353 r, 55274, -, -, -, 14 Aug 2008  22:55:59,
CalStd2 - 1, Sb 206.833 r, 14459, -, -, -, 14 Aug 2008  22:55:59,
CalStd2 - 1, Sb 217.581 r, 10867, -, -, -, 14 Aug 2008  22:55:59,
CalStd2 - 1, Sc 361.383 r, 5368904, -, -, -, 14 Aug 2008  22:55:59,
CalStd2 - 1, Sc 357.253 r, 4089694, -, -, -, 14 Aug 2008  22:55:59,
CalStd2 - 1, Se 196.090 r, 11074, -, -, -, 14 Aug 2008  22:55:59,
CalStd2 - 1, Si 251.611 r, 181843, -, -, -, 14 Aug 2008  22:55:59,
CalStd2 - 1, Sn 189.991 r, 48533, -, -, -, 14 Aug 2008  22:55:59,
CalStd2 - 1, Sr 421.552 r, 12405970, -, -, -, 14 Aug 2008  22:55:59,
CalStd2 - 1, Ti 337.280 r, 702932, -, -, -, 14 Aug 2008  22:55:59,
CalStd2 - 1, Ti 334.941 r, 1656687, -, -, -, 14 Aug 2008  22:55:59,
CalStd2 - 1, Tl 190.864 r, 55444, -, -, -, 14 Aug 2008  22:55:59,
CalStd2 - 1, V 292.401 r, 361168, -, -, -, 14 Aug 2008  22:55:59,
CalStd2 - 1, Zn 213.856 r, 277524, -, -, -, 14 Aug 2008  22:55:59,
CalStd2 - 1, Zn 206.200 r, 145071, -, -, -, 14 Aug 2008  22:55:59,
CalStd2 - 1, Y 371.030 r, 5564399, -, -, -, 14 Aug 2008  22:55:59,
CalStd2 - 2, Ag 328.068 r, 173884, -, -, -, 14 Aug 2008  22:55:59,
CalStd2 - 2, Al 396.152 r, 793489, -, -, -, 14 Aug 2008  22:55:59,
CalStd2 - 2, As 189.042 r, 14589, -, -, -, 14 Aug 2008  22:55:59,
CalStd2 - 2, B 249.677 r, 427502, -, -, -, 14 Aug 2008  22:55:59,
CalStd2 - 2, Ba 493.409 r, 4215500, -, -, -, 14 Aug 2008  22:55:59,
CalStd2 - 2, Be 234.861 r, 3636555, -, -, -, 14 Aug 2008  22:55:59,
CalStd2 - 2, Bi 223.061 r, 40844, -, -, -, 14 Aug 2008  22:55:59,
CalStd2 - 2, Ca 315.887 r, 914065, -, -, -, 14 Aug 2008  22:55:59,
CalStd2 - 2, Cd 214.441 r, 233944, -, -, -, 14 Aug 2008  22:55:59,
CalStd2 - 2, Co 228.615 r, 105143, -, -, -, 14 Aug 2008  22:55:59,
CalStd2 - 2, Cr 267.716 r, 371978, -, -, -, 14 Aug 2008  22:55:59,
CalStd2 - 2, Cr 205.552 r, 261057, -, -, -, 14 Aug 2008  22:55:59,
CalStd2 - 2, Cu 324.754 r, 844650, -, -, -, 14 Aug 2008  22:55:59,
CalStd2 - 2, Fe 240.489 r, 412653, -, -, -, 14 Aug 2008  22:55:59,
CalStd2 - 2, Fe 259.940 r, 1002448, -, -, -, 14 Aug 2008  22:55:59,
CalStd2 - 2, Ga 294.364 r, 21098, -, -, -, 14 Aug 2008  22:55:59,
CalStd2 - 2, K 766.491 r, 368248, -, -, -, 14 Aug 2008  22:55:59,
CalStd2 - 2, Li 670.784 r, 1171872, -, -, -, 14 Aug 2008  22:55:59,
CalStd2 - 2, Mg 279.078 r, 167728, -, -, -, 14 Aug 2008  22:55:59,
CalStd2 - 2, Mn 257.610 r, 1114077, -, -, -, 14 Aug 2008  22:55:59,
CalStd2 - 2, Mo 202.030 r, 65646, -, -, -, 14 Aug 2008  22:55:59,
CalStd2 - 2, Na 330.237 r, 21128, -, -, -, 14 Aug 2008  22:55:59,
CalStd2 - 2, Na 589.592 r, 229370, -, -, -, 14 Aug 2008  22:55:59,
CalStd2 - 2, Ni 221.648 r, 104787, -, -, -, 14 Aug 2008  22:55:59,
CalStd2 - 2, Ni 231.604 r, 83214, -, -, -, 14 Aug 2008  22:55:59,
CalStd2 - 2, Pb 220.353 r, 55505, -, -, -, 14 Aug 2008  22:55:59,
CalStd2 - 2, Sb 206.833 r, 14432, -, -, -, 14 Aug 2008  22:55:59,
CalStd2 - 2, Sb 217.581 r, 10668, -, -, -, 14 Aug 2008  22:55:59,
CalStd2 - 2, Sc 361.383 r, 5422175, -, -, -, 14 Aug 2008  22:55:59,
```

```
CalStd2 - 2, Sc 357.253 r, 4114742, -, -, -, 14 Aug 2008  22:55:59,
CalStd2 - 2, Se 196.090 r, 11123, -, -, -, 14 Aug 2008  22:55:59,
CalStd2 - 2, Si 251.611 r, 183266, -, -, -, 14 Aug 2008  22:55:59,
CalStd2 - 2, Sn 189.991 r, 48755, -, -, -, 14 Aug 2008  22:55:59,
CalStd2 - 2, Sr 421.552 r, 12429582, -, -, -, 14 Aug 2008  22:55:59,
CalStd2 - 2, Ti 337.280 r, 706993, -, -, -, 14 Aug 2008  22:55:59,
CalStd2 - 2, Ti 334.941 r, 1671845, -, -, -, 14 Aug 2008  22:55:59,
CalStd2 - 2, Tl 190.864 r, 55869, -, -, -, 14 Aug 2008  22:55:59,
CalStd2 - 2, V 292.401 r, 362161, -, -, -, 14 Aug 2008  22:55:59,
CalStd2 - 2, Zn 213.856 r, 278249, -, -, -, 14 Aug 2008  22:55:59,
CalStd2 - 2, Zn 206.200 r, 146142, -, -, -, 14 Aug 2008  22:55:59,
CalStd2 - 2, Y 371.030 r, 5563009, -, -, -, 14 Aug 2008  22:55:59,
CalStd3 - 1, Ag 328.068 r, 4089, -, -, -, 14 Aug 2008  22:59:27,
CalStd3 - 1, Al 396.152 r, -4103, -, -, -, 14 Aug 2008  22:59:27,
CalStd3 - 1, As 189.042 r, 164, -, -, -, 14 Aug 2008  22:59:27,
CalStd3 - 1, B 249.677 r, 653, -, -, -, 14 Aug 2008  22:59:27,
CalStd3 - 1, Ba 493.409 r, 95552, -, -, -, 14 Aug 2008  22:59:27,
CalStd3 - 1, Be 234.861 r, -1640, -, -, -, 14 Aug 2008  22:59:27,
CalStd3 - 1, Bi 223.061 r, -317, -, -, -, 14 Aug 2008  22:59:27,
CalStd3 - 1, Ca 315.887 r, 16886195, -, -, -, 14 Aug 2008  22:59:27,
CalStd3 - 1, Cd 214.441 r, -27, -, -, -, 14 Aug 2008  22:59:27,
CalStd3 - 1, Co 228.615 r, -89, -, -, -, 14 Aug 2008  22:59:27,
CalStd3 - 1, Cr 267.716 r, -627, -, -, -, 14 Aug 2008  22:59:27,
CalStd3 - 1, Cr 205.552 r, 191, -, -, -, 14 Aug 2008  22:59:27,
CalStd3 - 1, Cu 324.754 r, 9867, -, -, -, 14 Aug 2008  22:59:27,
CalStd3 - 1, Fe 240.489 r, -196, -, -, -, 14 Aug 2008  22:59:27,
CalStd3 - 1, Fe 259.940 r, 984, -, -, -, 14 Aug 2008  22:59:27,
CalStd3 - 1, Ga 294.364 r, -736, -, -, -, 14 Aug 2008  22:59:27,
CalStd3 - 1, K 766.491 r, 3735364, -, -, -, 14 Aug 2008  22:59:27,
CalStd3 - 1, Li 670.784 r, 817, -, -, -, 14 Aug 2008  22:59:27,
CalStd3 - 1, Mg 279.078 r, 831573, -, -, -, 14 Aug 2008  22:59:27,
CalStd3 - 1, Mn 257.610 r, 1815, -, -, -, 14 Aug 2008  22:59:27,
CalStd3 - 1, Mo 202.030 r, 484, -, -, -, 14 Aug 2008  22:59:27,
CalStd3 - 1, Na 330.237 r, 83608, -, -, -, 14 Aug 2008  22:59:27,
CalStd3 - 1, Na 589.592 r, 10864042, -, -, -, 14 Aug 2008  22:59:27,
CalStd3 - 1, Ni 221.648 r, -482, -, -, -, 14 Aug 2008  22:59:27,
CalStd3 - 1, Ni 231.604 r, 1110, -, -, -, 14 Aug 2008  22:59:27,
CalStd3 - 1, Pb 220.353 r, 127, -, -, -, 14 Aug 2008  22:59:27,
CalStd3 - 1, Sb 206.833 r, 278, -, -, -, 14 Aug 2008  22:59:27,
CalStd3 - 1, Sb 217.581 r, -229, -, -, -, 14 Aug 2008  22:59:27,
CalStd3 - 1, Sc 361.383 r, 4873, -, -, -, 14 Aug 2008  22:59:27,
CalStd3 - 1, Sc 357.253 r, 189581, -, -, -, 14 Aug 2008  22:59:27,
CalStd3 - 1, Se 196.090 r, 139, -, -, -, 14 Aug 2008  22:59:27,
CalStd3 - 1, Si 251.611 r, 288, -, -, -, 14 Aug 2008  22:59:27,
CalStd3 - 1, Sn 189.991 r, -56, -, -, -, 14 Aug 2008  22:59:27,
CalStd3 - 1, Sr 421.552 r, 9420, -, -, -, 14 Aug 2008  22:59:27,
CalStd3 - 1, Ti 337.280 r, -1454, -, -, -, 14 Aug 2008  22:59:27,
CalStd3 - 1, Ti 334.941 r, 1333, -, -, -, 14 Aug 2008  22:59:27,
CalStd3 - 1, Tl 190.864 r, -107, -, -, -, 14 Aug 2008  22:59:27,
CalStd3 - 1, V 292.401 r, 366, -, -, -, 14 Aug 2008  22:59:27,
CalStd3 - 1, Zn 213.856 r, 2445, -, -, -, 14 Aug 2008  22:59:27,
CalStd3 - 1, Zn 206.200 r, 76, -, -, -, 14 Aug 2008  22:59:27,
CalStd3 - 1, Y 371.030 r, 5610227, -, -, -, 14 Aug 2008  22:59:27,
CalStd3 - 2, Ag 328.068 r, 4223, -, -, -, 14 Aug 2008  22:59:27,
CalStd3 - 2, Al 396.152 r, -4142, -, -, -, 14 Aug 2008  22:59:27,
CalStd3 - 2, As 189.042 r, 40, -, -, -, 14 Aug 2008  22:59:27,
CalStd3 - 2, B 249.677 r, 550, -, -, -, 14 Aug 2008  22:59:27,
CalStd3 - 2, Ba 493.409 r, 94262, -, -, -, 14 Aug 2008  22:59:27,
CalStd3 - 2, Be 234.861 r, -2292, -, -, -, 14 Aug 2008  22:59:27,
CalStd3 - 2, Bi 223.061 r, -173, -, -, -, 14 Aug 2008  22:59:27,
```

```
CalStd3 - 2, Ca 315.887 r, 16692281, -, -, -, 14 Aug 2008  22:59:27,
CalStd3 - 2, Cd 214.441 r, -130, -, -, -, 14 Aug 2008  22:59:27,
CalStd3 - 2, Co 228.615 r, -115, -, -, -, 14 Aug 2008  22:59:27,
CalStd3 - 2, Cr 267.716 r, -533, -, -, -, 14 Aug 2008  22:59:27,
CalStd3 - 2, Cr 205.552 r, -31, -, -, -, 14 Aug 2008  22:59:27,
CalStd3 - 2, Cu 324.754 r, 9327, -, -, -, 14 Aug 2008  22:59:27,
CalStd3 - 2, Fe 240.489 r, -404, -, -, -, 14 Aug 2008  22:59:27,
CalStd3 - 2, Fe 259.940 r, 1057, -, -, -, 14 Aug 2008  22:59:27,
CalStd3 - 2, Ga 294.364 r, -488, -, -, -, 14 Aug 2008  22:59:27,
CalStd3 - 2, K 766.491 r, 3689196, -, -, -, 14 Aug 2008  22:59:27,
CalStd3 - 2, Li 670.784 r, 2619, -, -, -, 14 Aug 2008  22:59:27,
CalStd3 - 2, Mg 279.078 r, 819772, -, -, -, 14 Aug 2008  22:59:27,
CalStd3 - 2, Mn 257.610 r, 1589, -, -, -, 14 Aug 2008  22:59:27,
CalStd3 - 2, Mo 202.030 r, 359, -, -, -, 14 Aug 2008  22:59:27,
CalStd3 - 2, Na 330.237 r, 84422, -, -, -, 14 Aug 2008  22:59:27,
CalStd3 - 2, Na 589.592 r, 10726722, -, -, -, 14 Aug 2008  22:59:27,
CalStd3 - 2, Ni 221.648 r, -529, -, -, -, 14 Aug 2008  22:59:27,
CalStd3 - 2, Ni 231.604 r, 1006, -, -, -, 14 Aug 2008  22:59:27,
CalStd3 - 2, Pb 220.353 r, -72, -, -, -, 14 Aug 2008  22:59:27,
CalStd3 - 2, Sb 206.833 r, -99, -, -, -, 14 Aug 2008  22:59:27,
CalStd3 - 2, Sb 217.581 r, -391, -, -, -, 14 Aug 2008  22:59:27,
CalStd3 - 2, Sc 361.383 r, 4380, -, -, -, 14 Aug 2008  22:59:27,
CalStd3 - 2, Sc 357.253 r, 190044, -, -, -, 14 Aug 2008  22:59:27,
CalStd3 - 2, Se 196.090 r, 15, -, -, -, 14 Aug 2008  22:59:27,
CalStd3 - 2, Si 251.611 r, 268, -, -, -, 14 Aug 2008  22:59:27,
CalStd3 - 2, Sn 189.991 r, -108, -, -, -, 14 Aug 2008  22:59:27,
CalStd3 - 2, Sr 421.552 r, 8299, -, -, -, 14 Aug 2008  22:59:27,
CalStd3 - 2, Ti 337.280 r, -948, -, -, -, 14 Aug 2008  22:59:27,
CalStd3 - 2, Ti 334.941 r, 1019, -, -, -, 14 Aug 2008  22:59:27,
CalStd3 - 2, Tl 190.864 r, -146, -, -, -, 14 Aug 2008  22:59:27,
CalStd3 - 2, V 292.401 r, 564, -, -, -, 14 Aug 2008  22:59:27,
CalStd3 - 2, Zn 213.856 r, 2247, -, -, -, 14 Aug 2008  22:59:27,
CalStd3 - 2, Zn 206.200 r, 123, -, -, -, 14 Aug 2008  22:59:27,
CalStd3 - 2, Y 371.030 r, 5502112, -, -, -, 14 Aug 2008  22:59:27,
ICV - 1, Ag 328.068 r, 176785, -, -, -, 14 Aug 2008  23:02:55,
ICV - 1, Al 396.152 r, 160584, -, -, -, 14 Aug 2008  23:02:55,
ICV - 1, As 189.042 r, 11919, -, -, -, 14 Aug 2008  23:02:55,
ICV - 1, B 249.677 r, 172875, -, -, -, 14 Aug 2008  23:02:55,
ICV - 1, Ba 493.409 r, 4345926, -, -, -, 14 Aug 2008  23:02:55,
ICV - 1, Be 234.861 r, 3702835, -, -, -, 14 Aug 2008  23:02:55,
ICV - 1, Bi 223.061 r, 14709, -, -, -, 14 Aug 2008  23:02:55,
ICV - 1, Ca 315.887 r, 16737664, -, -, -, 14 Aug 2008  23:02:55,
ICV - 1, Cd 214.441 r, 227065, -, -, -, 14 Aug 2008  23:02:55,
ICV - 1, Co 228.615 r, 101321, -, -, -, 14 Aug 2008  23:02:55,
ICV - 1, Cr 267.716 r, 147528, -, -, -, 14 Aug 2008  23:02:55,
ICV - 1, Cr 205.552 r, 103942, -, -, -, 14 Aug 2008  23:02:55,
ICV - 1, Cu 324.754 r, 852735, -, -, -, 14 Aug 2008  23:02:55,
ICV - 1, Fe 240.489 r, 158750, -, -, -, 14 Aug 2008  23:02:55,
ICV - 1, Fe 259.940 r, 393515, -, -, -, 14 Aug 2008  23:02:55,
ICV - 1, Ga 294.364 r, 21435, -, -, -, 14 Aug 2008  23:02:55,
ICV - 1, K 766.491 r, 768657, -, -, -, 14 Aug 2008  23:02:55,
ICV - 1, Li 670.784 r, 1170373, -, -, -, 14 Aug 2008  23:02:55,
ICV - 1, Mg 279.078 r, 1676015, -, -, -, 14 Aug 2008  23:02:55,
ICV - 1, Mn 257.610 r, 1148640, -, -, -, 14 Aug 2008  23:02:55,
ICV - 1, Mo 202.030 r, 64551, -, -, -, 14 Aug 2008  23:02:55,
ICV - 1, Na 330.237 r, 91123, -, -, -, 14 Aug 2008  23:02:55,
ICV - 1, Na 589.592 r, 10864142, -, -, -, 14 Aug 2008  23:02:55,
ICV - 1, Ni 221.648 r, 112229, -, -, -, 14 Aug 2008  23:02:55,
ICV - 1, Ni 231.604 r, 80409, -, -, -, 14 Aug 2008  23:02:55,
ICV - 1, Pb 220.353 r, 43096, -, -, -, 14 Aug 2008  23:02:55,
```

```
ICV - 1, Sb 206.833 r, 27828, -, -, -, 14 Aug 2008  23:02:55,
ICV - 1, Sb 217.581 r, 21978, -, -, -, 14 Aug 2008  23:02:55,
ICV - 1, Sc 361.383 r, 5352840, -, -, -, 14 Aug 2008  23:02:55,
ICV - 1, Sc 357.253 r, 4064935, -, -, -, 14 Aug 2008  23:02:55,
ICV - 1, Se 196.090 r, 9034, -, -, -, 14 Aug 2008  23:02:55,
ICV - 1, Si 251.611 r, 723200, -, -, -, 14 Aug 2008  23:02:55,
ICV - 1, Sn 189.991 r, 19625, -, -, -, 14 Aug 2008  23:02:55,
ICV - 1, Sr 421.552 r, 12678440, -, -, -, 14 Aug 2008  23:02:55,
ICV - 1, Ti 337.280 r, 1401111, -, -, -, 14 Aug 2008  23:02:55,
ICV - 1, Ti 334.941 r, 3225320, -, -, -, 14 Aug 2008  23:02:55,
ICV - 1, Tl 190.864 r, 21238, -, -, -, 14 Aug 2008  23:02:55,
ICV - 1, V 292.401 r, 747838, -, -, -, 14 Aug 2008  23:02:55,
ICV - 1, Zn 213.856 r, 285084, -, -, -, 14 Aug 2008  23:02:55,
ICV - 1, Zn 206.200 r, 145126, -, -, -, 14 Aug 2008  23:02:55,
ICV - 1, Y 371.030 r, 5627165, -, -, -, 14 Aug 2008  23:02:55,
ICV - 2, Ag 328.068 r, 176253, -, -, -, 14 Aug 2008  23:02:55,
ICV - 2, Al 396.152 r, 160469, -, -, -, 14 Aug 2008  23:02:55,
ICV - 2, As 189.042 r, 11871, -, -, -, 14 Aug 2008  23:02:55,
ICV - 2, B 249.677 r, 170305, -, -, -, 14 Aug 2008  23:02:55,
ICV - 2, Ba 493.409 r, 4294210, -, -, -, 14 Aug 2008  23:02:55,
ICV - 2, Be 234.861 r, 3662701, -, -, -, 14 Aug 2008  23:02:55,
ICV - 2, Bi 223.061 r, 14546, -, -, -, 14 Aug 2008  23:02:55,
ICV - 2, Ca 315.887 r, 16579535, -, -, -, 14 Aug 2008  23:02:55,
ICV - 2, Cd 214.441 r, 225294, -, -, -, 14 Aug 2008  23:02:55,
ICV - 2, Co 228.615 r, 99975, -, -, -, 14 Aug 2008  23:02:55,
ICV - 2, Cr 267.716 r, 146476, -, -, -, 14 Aug 2008  23:02:55,
ICV - 2, Cr 205.552 r, 102385, -, -, -, 14 Aug 2008  23:02:55,
ICV - 2, Cu 324.754 r, 839347, -, -, -, 14 Aug 2008  23:02:55,
ICV - 2, Fe 240.489 r, 157744, -, -, -, 14 Aug 2008  23:02:55,
ICV - 2, Fe 259.940 r, 389051, -, -, -, 14 Aug 2008  23:02:55,
ICV - 2, Ga 294.364 r, 21431, -, -, -, 14 Aug 2008  23:02:55,
ICV - 2, K 766.491 r, 759451, -, -, -, 14 Aug 2008  23:02:55,
ICV - 2, Li 670.784 r, 1159692, -, -, -, 14 Aug 2008  23:02:55,
ICV - 2, Mg 279.078 r, 1661251, -, -, -, 14 Aug 2008  23:02:55,
ICV - 2, Mn 257.610 r, 1136221, -, -, -, 14 Aug 2008  23:02:55,
ICV - 2, Mo 202.030 r, 64069, -, -, -, 14 Aug 2008  23:02:55,
ICV - 2, Na 330.237 r, 90688, -, -, -, 14 Aug 2008  23:02:55,
ICV - 2, Na 589.592 r, 10753001, -, -, -, 14 Aug 2008  23:02:55,
ICV - 2, Ni 221.648 r, 110788, -, -, -, 14 Aug 2008  23:02:55,
ICV - 2, Ni 231.604 r, 79822, -, -, -, 14 Aug 2008  23:02:55,
ICV - 2, Pb 220.353 r, 42448, -, -, -, 14 Aug 2008  23:02:55,
ICV - 2, Sb 206.833 r, 27713, -, -, -, 14 Aug 2008  23:02:55,
ICV - 2, Sb 217.581 r, 21824, -, -, -, 14 Aug 2008  23:02:55,
ICV - 2, Sc 361.383 r, 5287927, -, -, -, 14 Aug 2008  23:02:55,
ICV - 2, Sc 357.253 r, 4031619, -, -, -, 14 Aug 2008  23:02:55,
ICV - 2, Se 196.090 r, 8848, -, -, -, 14 Aug 2008  23:02:55,
ICV - 2, Si 251.611 r, 716161, -, -, -, 14 Aug 2008  23:02:55,
ICV - 2, Sn 189.991 r, 19637, -, -, -, 14 Aug 2008  23:02:55,
ICV - 2, Sr 421.552 r, 12601731, -, -, -, 14 Aug 2008  23:02:55,
ICV - 2, Ti 337.280 r, 1383323, -, -, -, 14 Aug 2008  23:02:55,
ICV - 2, Ti 334.941 r, 3207121, -, -, -, 14 Aug 2008  23:02:55,
ICV - 2, Tl 190.864 r, 21816, -, -, -, 14 Aug 2008  23:02:55,
ICV - 2, V 292.401 r, 738300, -, -, -, 14 Aug 2008  23:02:55,
ICV - 2, Zn 213.856 r, 281488, -, -, -, 14 Aug 2008  23:02:55,
ICV - 2, Zn 206.200 r, 143003, -, -, -, 14 Aug 2008  23:02:55,
ICV - 2, Y 371.030 r, 5568484, -, -, -, 14 Aug 2008  23:02:55,
ICB - 1, Ag 328.068 r, 3281, -, -, -, 14 Aug 2008  23:06:23,
ICB - 1, Al 396.152 r, 703, -, -, -, 14 Aug 2008  23:06:23,
ICB - 1, As 189.042 r, 60, -, -, -, 14 Aug 2008  23:06:23,
ICB - 1, B 249.677 r, 743, -, -, -, 14 Aug 2008  23:06:23,
```

```
ICB - 1, Ba 493.409 r, 87058, -, -, -, 14 Aug 2008  23:06:23,
ICB - 1, Be 234.861 r, -1083, -, -, -, 14 Aug 2008  23:06:23,
ICB - 1, Bi 223.061 r, -256, -, -, -, 14 Aug 2008  23:06:23,
ICB - 1, Ca 315.887 r, 2199, -, -, -, 14 Aug 2008  23:06:23,
ICB - 1, Cd 214.441 r, -247, -, -, -, 14 Aug 2008  23:06:23,
ICB - 1, Co 228.615 r, -195, -, -, -, 14 Aug 2008  23:06:23,
ICB - 1, Cr 267.716 r, -722, -, -, -, 14 Aug 2008  23:06:23,
ICB - 1, Cr 205.552 r, -17, -, -, -, 14 Aug 2008  23:06:23,
ICB - 1, Cu 324.754 r, 7660, -, -, -, 14 Aug 2008  23:06:23,
ICB - 1, Fe 240.489 r, 62, -, -, -, 14 Aug 2008  23:06:23,
ICB - 1, Fe 259.940 r, 581, -, -, -, 14 Aug 2008  23:06:23,
ICB - 1, Ga 294.364 r, -940, -, -, -, 14 Aug 2008  23:06:23,
ICB - 1, K 766.491 r, 7442, -, -, -, 14 Aug 2008  23:06:23,
ICB - 1, Li 670.784 r, 1061, -, -, -, 14 Aug 2008  23:06:23,
ICB - 1, Mg 279.078 r, 350, -, -, -, 14 Aug 2008  23:06:23,
ICB - 1, Mn 257.610 r, 1073, -, -, -, 14 Aug 2008  23:06:23,
ICB - 1, Mo 202.030 r, 393, -, -, -, 14 Aug 2008  23:06:23,
ICB - 1, Na 330.237 r, 11534, -, -, -, 14 Aug 2008  23:06:23,
ICB - 1, Na 589.592 r, 23309, -, -, -, 14 Aug 2008  23:06:23,
ICB - 1, Ni 221.648 r, -473, -, -, -, 14 Aug 2008  23:06:23,
ICB - 1, Ni 231.604 r, 838, -, -, -, 14 Aug 2008  23:06:23,
ICB - 1, Pb 220.353 r, -6, -, -, -, 14 Aug 2008  23:06:23,
ICB - 1, Sb 206.833 r, 33, -, -, -, 14 Aug 2008  23:06:23,
ICB - 1, Sb 217.581 r, -533, -, -, -, 14 Aug 2008  23:06:23,
ICB - 1, Sc 361.383 r, 4008, -, -, -, 14 Aug 2008  23:06:23,
ICB - 1, Sc 357.253 r, 175486, -, -, -, 14 Aug 2008  23:06:23,
ICB - 1, Se 196.090 r, 34, -, -, -, 14 Aug 2008  23:06:23,
ICB - 1, Si 251.611 r, 350, -, -, -, 14 Aug 2008  23:06:23,
ICB - 1, Sn 189.991 r, 5, -, -, -, 14 Aug 2008  23:06:23,
ICB - 1, Sr 421.552 r, 4892, -, -, -, 14 Aug 2008  23:06:23,
ICB - 1, Ti 337.280 r, -1493, -, -, -, 14 Aug 2008  23:06:23,
ICB - 1, Ti 334.941 r, 17126, -, -, -, 14 Aug 2008  23:06:23,
ICB - 1, Tl 190.864 r, -49, -, -, -, 14 Aug 2008  23:06:23,
ICB - 1, V 292.401 r, -603, -, -, -, 14 Aug 2008  23:06:23,
ICB - 1, Zn 213.856 r, 1882, -, -, -, 14 Aug 2008  23:06:23,
ICB - 1, Zn 206.200 r, 20, -, -, -, 14 Aug 2008  23:06:23,
ICB - 1, Y 371.030 r, 5341622, -, -, -, 14 Aug 2008  23:06:23,
ICB - 2, Ag 328.068 r, 3520, -, -, -, 14 Aug 2008  23:06:23,
ICB - 2, Al 396.152 r, 937, -, -, -, 14 Aug 2008  23:06:23,
ICB - 2, As 189.042 r, 197, -, -, -, 14 Aug 2008  23:06:23,
ICB - 2, B 249.677 r, 767, -, -, -, 14 Aug 2008  23:06:23,
ICB - 2, Ba 493.409 r, 85915, -, -, -, 14 Aug 2008  23:06:23,
ICB - 2, Be 234.861 r, -1451, -, -, -, 14 Aug 2008  23:06:23,
ICB - 2, Bi 223.061 r, -104, -, -, -, 14 Aug 2008  23:06:23,
ICB - 2, Ca 315.887 r, -729, -, -, -, 14 Aug 2008  23:06:23,
ICB - 2, Cd 214.441 r, -152, -, -, -, 14 Aug 2008  23:06:23,
ICB - 2, Co 228.615 r, -188, -, -, -, 14 Aug 2008  23:06:23,
ICB - 2, Cr 267.716 r, -658, -, -, -, 14 Aug 2008  23:06:23,
ICB - 2, Cr 205.552 r, 46, -, -, -, 14 Aug 2008  23:06:23,
ICB - 2, Cu 324.754 r, 7116, -, -, -, 14 Aug 2008  23:06:23,
ICB - 2, Fe 240.489 r, 140, -, -, -, 14 Aug 2008  23:06:23,
ICB - 2, Fe 259.940 r, 463, -, -, -, 14 Aug 2008  23:06:23,
ICB - 2, Ga 294.364 r, -1367, -, -, -, 14 Aug 2008  23:06:23,
ICB - 2, K 766.491 r, 8332, -, -, -, 14 Aug 2008  23:06:23,
ICB - 2, Li 670.784 r, 62, -, -, -, 14 Aug 2008  23:06:23,
ICB - 2, Mg 279.078 r, 0, -, -, -, 14 Aug 2008  23:06:23,
ICB - 2, Mn 257.610 r, 873, -, -, -, 14 Aug 2008  23:06:23,
ICB - 2, Mo 202.030 r, 431, -, -, -, 14 Aug 2008  23:06:23,
ICB - 2, Na 330.237 r, 11226, -, -, -, 14 Aug 2008  23:06:23,
ICB - 2, Na 589.592 r, 20296, -, -, -, 14 Aug 2008  23:06:23,
```

```
ICB - 2, Ni 221.648 r, -498, -, -, -, 14 Aug 2008  23:06:23,
ICB - 2, Ni 231.604 r, 668, -, -, -, 14 Aug 2008  23:06:23,
ICB - 2, Pb 220.353 r, 406, -, -, -, 14 Aug 2008  23:06:23,
ICB - 2, Sb 206.833 r, 94, -, -, -, 14 Aug 2008  23:06:23,
ICB - 2, Sb 217.581 r, -287, -, -, -, 14 Aug 2008  23:06:23,
ICB - 2, Sc 361.383 r, 2713, -, -, -, 14 Aug 2008  23:06:23,
ICB - 2, Sc 357.253 r, 174205, -, -, -, 14 Aug 2008  23:06:23,
ICB - 2, Se 196.090 r, 84, -, -, -, 14 Aug 2008  23:06:23,
ICB - 2, Si 251.611 r, 120, -, -, -, 14 Aug 2008  23:06:23,
ICB - 2, Sn 189.991 r, -25, -, -, -, 14 Aug 2008  23:06:23,
ICB - 2, Sr 421.552 r, 2992, -, -, -, 14 Aug 2008  23:06:23,
ICB - 2, Ti 337.280 r, -1766, -, -, -, 14 Aug 2008  23:06:23,
ICB - 2, Ti 334.941 r, 17480, -, -, -, 14 Aug 2008  23:06:23,
ICB - 2, Tl 190.864 r, -47, -, -, -, 14 Aug 2008  23:06:23,
ICB - 2, V 292.401 r, -324, -, -, -, 14 Aug 2008  23:06:23,
ICB - 2, Zn 213.856 r, 1906, -, -, -, 14 Aug 2008  23:06:23,
ICB - 2, Zn 206.200 r, -134, -, -, -, 14 Aug 2008  23:06:23,
ICB - 2, Y 371.030 r, 5247692, -, -, -, 14 Aug 2008  23:06:23,
PQV - 1, Ag 328.068 r, 8013, -, -, -, 14 Aug 2008  23:09:52,
PQV - 1, Al 396.152 r, 12608, -, -, -, 14 Aug 2008  23:09:52,
PQV - 1, As 189.042 r, 547, -, -, -, 14 Aug 2008  23:09:52,
PQV - 1, B 249.677 r, 5193, -, -, -, 14 Aug 2008  23:09:52,
PQV - 1, Ba 493.409 r, 115501, -, -, -, 14 Aug 2008  23:09:52,
PQV - 1, Be 234.861 r, 17204, -, -, -, 14 Aug 2008  23:09:52,
PQV - 1, Bi 223.061 r, 1291, -, -, -, 14 Aug 2008  23:09:52,
PQV - 1, Ca 315.887 r, 177360, -, -, -, 14 Aug 2008  23:09:52,
PQV - 1, Cd 214.441 r, 1515, -, -, -, 14 Aug 2008  23:09:52,
PQV - 1, Co 228.615 r, 2434, -, -, -, 14 Aug 2008  23:09:52,
PQV - 1, Cr 267.716 r, 3213, -, -, -, 14 Aug 2008  23:09:52,
PQV - 1, Cr 205.552 r, 2676, -, -, -, 14 Aug 2008  23:09:52,
PQV - 1, Cu 324.754 r, 28075, -, -, -, 14 Aug 2008  23:09:52,
PQV - 1, Fe 240.489 r, 4911, -, -, -, 14 Aug 2008  23:09:52,
PQV - 1, Fe 259.940 r, 12132, -, -, -, 14 Aug 2008  23:09:52,
PQV - 1, Ga 294.364 r, 4154, -, -, -, 14 Aug 2008  23:09:52,
PQV - 1, K 766.491 r, 59928, -, -, -, 14 Aug 2008  23:09:52,
PQV - 1, Li 670.784 r, 58714, -, -, -, 14 Aug 2008  23:09:52,
PQV - 1, Mg 279.078 r, 16732, -, -, -, 14 Aug 2008  23:09:52,
PQV - 1, Mn 257.610 r, 18314, -, -, -, 14 Aug 2008  23:09:52,
PQV - 1, Mo 202.030 r, 2002, -, -, -, 14 Aug 2008  23:09:52,
PQV - 1, Na 330.237 r, 12678, -, -, -, 14 Aug 2008  23:09:52,
PQV - 1, Na 589.592 r, 182992, -, -, -, 14 Aug 2008  23:09:52,
PQV - 1, Ni 221.648 r, 2602, -, -, -, 14 Aug 2008  23:09:52,
PQV - 1, Ni 231.604 r, 2842, -, -, -, 14 Aug 2008  23:09:52,
PQV - 1, Pb 220.353 r, 2358, -, -, -, 14 Aug 2008  23:09:52,
PQV - 1, Sb 206.833 r, 758, -, -, -, 14 Aug 2008  23:09:52,
PQV - 1, Sb 217.581 r, 251, -, -, -, 14 Aug 2008  23:09:52,
PQV - 1, Sc 361.383 r, 1337945, -, -, -, 14 Aug 2008  23:09:52,
PQV - 1, Sc 357.253 r, 1141978, -, -, -, 14 Aug 2008  23:09:52,
PQV - 1, Se 196.090 r, 453, -, -, -, 14 Aug 2008  23:09:52,
PQV - 1, Si 251.611 r, 36147, -, -, -, 14 Aug 2008  23:09:52,
PQV - 1, Sn 189.991 r, 4772, -, -, -, 14 Aug 2008  23:09:52,
PQV - 1, Sr 421.552 r, 321042, -, -, -, 14 Aug 2008  23:09:52,
PQV - 1, Ti 337.280 r, 15314, -, -, -, 14 Aug 2008  23:09:52,
PQV - 1, Ti 334.941 r, 55707, -, -, -, 14 Aug 2008  23:09:52,
PQV - 1, Tl 190.864 r, 5385, -, -, -, 14 Aug 2008  23:09:52,
PQV - 1, V 292.401 r, 8722, -, -, -, 14 Aug 2008  23:09:52,
PQV - 1, Zn 213.856 r, 9467, -, -, -, 14 Aug 2008  23:09:52,
PQV - 1, Zn 206.200 r, 3874, -, -, -, 14 Aug 2008  23:09:52,
PQV - 1, Y 371.030 r, 5312431, -, -, -, 14 Aug 2008  23:09:52,
PQV - 2, Ag 328.068 r, 7604, -, -, -, 14 Aug 2008  23:09:52,
```

```
PQV - 2, Al 396.152 r, 12301, -, -, -, 14 Aug 2008  23:09:52,
PQV - 2, As 189.042 r, 680, -, -, -, 14 Aug 2008  23:09:52,
PQV - 2, B 249.677 r, 5099, -, -, -, 14 Aug 2008  23:09:52,
PQV - 2, Ba 493.409 r, 118019, -, -, -, 14 Aug 2008  23:09:52,
PQV - 2, Be 234.861 r, 16941, -, -, -, 14 Aug 2008  23:09:52,
PQV - 2, Bi 223.061 r, 1344, -, -, -, 14 Aug 2008  23:09:52,
PQV - 2, Ca 315.887 r, 177199, -, -, -, 14 Aug 2008  23:09:52,
PQV - 2, Cd 214.441 r, 1601, -, -, -, 14 Aug 2008  23:09:52,
PQV - 2, Co 228.615 r, 2566, -, -, -, 14 Aug 2008  23:09:52,
PQV - 2, Cr 267.716 r, 3400, -, -, -, 14 Aug 2008  23:09:52,
PQV - 2, Cr 205.552 r, 2832, -, -, -, 14 Aug 2008  23:09:52,
PQV - 2, Cu 324.754 r, 27428, -, -, -, 14 Aug 2008  23:09:52,
PQV - 2, Fe 240.489 r, 4845, -, -, -, 14 Aug 2008  23:09:52,
PQV - 2, Fe 259.940 r, 12016, -, -, -, 14 Aug 2008  23:09:52,
PQV - 2, Ga 294.364 r, 4596, -, -, -, 14 Aug 2008  23:09:52,
PQV - 2, K 766.491 r, 62294, -, -, -, 14 Aug 2008  23:09:52,
PQV - 2, Li 670.784 r, 58526, -, -, -, 14 Aug 2008  23:09:52,
PQV - 2, Mg 279.078 r, 16535, -, -, -, 14 Aug 2008  23:09:52,
PQV - 2, Mn 257.610 r, 18333, -, -, -, 14 Aug 2008  23:09:52,
PQV - 2, Mo 202.030 r, 1868, -, -, -, 14 Aug 2008  23:09:52,
PQV - 2, Na 330.237 r, 12643, -, -, -, 14 Aug 2008  23:09:52,
PQV - 2, Na 589.592 r, 181884, -, -, -, 14 Aug 2008  23:09:52,
PQV - 2, Ni 221.648 r, 2945, -, -, -, 14 Aug 2008  23:09:52,
PQV - 2, Ni 231.604 r, 2851, -, -, -, 14 Aug 2008  23:09:52,
PQV - 2, Pb 220.353 r, 2363, -, -, -, 14 Aug 2008  23:09:52,
PQV - 2, Sb 206.833 r, 725, -, -, -, 14 Aug 2008  23:09:52,
PQV - 2, Sb 217.581 r, 113, -, -, -, 14 Aug 2008  23:09:52,
PQV - 2, Sc 361.383 r, 1340712, -, -, -, 14 Aug 2008  23:09:52,
PQV - 2, Sc 357.253 r, 1141215, -, -, -, 14 Aug 2008  23:09:52,
PQV - 2, Se 196.090 r, 353, -, -, -, 14 Aug 2008  23:09:52,
PQV - 2, Si 251.611 r, 36231, -, -, -, 14 Aug 2008  23:09:52,
PQV - 2, Sn 189.991 r, 4901, -, -, -, 14 Aug 2008  23:09:52,
PQV - 2, Sr 421.552 r, 319154, -, -, -, 14 Aug 2008  23:09:52,
PQV - 2, Ti 337.280 r, 15510, -, -, -, 14 Aug 2008  23:09:52,
PQV - 2, Ti 334.941 r, 55720, -, -, -, 14 Aug 2008  23:09:52,
PQV - 2, Tl 190.864 r, 5492, -, -, -, 14 Aug 2008  23:09:52,
PQV - 2, V 292.401 r, 8875, -, -, -, 14 Aug 2008  23:09:52,
PQV - 2, Zn 213.856 r, 9519, -, -, -, 14 Aug 2008  23:09:52,
PQV - 2, Zn 206.200 r, 3932, -, -, -, 14 Aug 2008  23:09:52,
PQV - 2, Y 371.030 r, 5309946, -, -, -, 14 Aug 2008  23:09:52,
ICSAB - 1, Ag 328.068 r, 84335, 0.00000e+000, 3.26165e+001, -2.13588e-002, 14 Aug 2008  23:13:
ICSAB - 1, Al 396.152 r, 19838590, 0.00000e+000, 7.04909e+001, 1.31090e-002, 14 Aug 2008  23:1
ICSAB - 1, As 189.042 r, 15229, 0.00000e+000, 1.91967e+003, -1.77418e-002, 14 Aug 2008  23:13:
ICSAB - 1, B 249.677 r, 37609, 0.00000e+000, 6.52452e+001, 5.38255e-003, 14 Aug 2008  23:13:21
ICSAB - 1, Ba 493.409 r, 646374, 0.00000e+000, 2.69848e+000, -4.44945e-002, 14 Aug 2008  23:13
ICSAB - 1, Be 234.861 r, 501348, 0.00000e+000, 3.06788e+000, 5.21120e-003, 14 Aug 2008  23:13:
ICSAB - 1, Bi 223.061 r, 3805, 0.00000e+000, 6.74850e+002, 4.12001e-002, 14 Aug 2008  23:13:21
ICSAB - 1, Ca 315.887 r, 40938007, 0.00000e+000, 3.31516e+001, -1.91147e-001, 14 Aug 2008  23:
ICSAB - 1, Cd 214.441 r, 55494, 0.00000e+000, 4.78490e+001, 3.45935e-003, 14 Aug 2008  23:13:2
ICSAB - 1, Co 228.615 r, 13042, 0.00000e+000, 1.05805e+002, 2.30051e-005, 14 Aug 2008  23:13:2
ICSAB - 1, Cr 267.716 r, 18544, 0.00000e+000, 7.48820e+001, 7.68128e-003, 14 Aug 2008  23:13:2
ICSAB - 1, Cr 205.552 r, 12860, 0.00000e+000, 1.07054e+002, 2.31864e-003, 14 Aug 2008  23:13:2
ICSAB - 1, Cu 324.754 r, 115888, 0.00000e+000, 1.32830e+001, -1.56844e-002, 14 Aug 2008  23:13
ICSAB - 1, Fe 240.489 r, 7687327, 0.00000e+000, 6.77945e+001, 4.07940e-003, 14 Aug 2008  23:13
ICSAB - 1, Fe 259.940 r, 18353243, 0.00000e+000, 2.78471e+001, 1.25330e-003, 14 Aug 2008  23:1
ICSAB - 1, Ga 294.364 r, 5631, 0.00000e+000, 5.07274e+002, 1.11443e-001, 14 Aug 2008  23:13:21
ICSAB - 1, K 766.491 r, 986300, 0.00000e+000, 1.49853e+002, -1.11352e-001, 14 Aug 2008  23:13:
ICSAB - 1, Li 670.784 r, 308722, 0.00000e+000, 9.51403e+000, -1.03762e-004, 14 Aug 2008  23:13
ICSAB - 1, Mg 279.078 r, 4339903, 0.00000e+000, 3.36432e+002, -9.90183e-003, 14 Aug 2008  23:1
ICSAB - 1, Mn 257.610 r, 137499, 0.00000e+000, 1.00364e+001, 1.08603e-004, 14 Aug 2008  23:13:
```

```
ICSAB - 1, Mo 202.030 r, 16774, 0.00000e+000, 1.71101e+002, -8.27067e-003, 14 Aug 2008  23:13:
ICSAB - 1, Na 330.237 r, 25903, 0.00000e+000, 7.98420e+003, -2.15032e+001, 14 Aug 2008  23:13:
ICSAB - 1, Na 589.592 r, 2958056, 0.00000e+000, 5.15281e+001, -1.20155e-001, 14 Aug 2008  23:1
ICSAB - 1, Ni 221.648 r, 26377, 0.00000e+000, 1.05982e+002, 7.78567e-003, 14 Aug 2008  23:13:2
ICSAB - 1, Ni 231.604 r, 21754, 0.00000e+000, 1.35095e+002, -1.84379e-002, 14 Aug 2008  23:13:
ICSAB - 1, Pb 220.353 r, 7404, 0.00000e+000, 5.02300e+002, 4.30537e-003, 14 Aug 2008  23:13:21
ICSAB - 1, Sb 206.833 r, 3653, 0.00000e+000, 7.74637e+002, -9.88717e-003, 14 Aug 2008  23:13:2
ICSAB - 1, Sb 217.581 r, 2790, 0.00000e+000, 9.89729e+002, 8.99887e-002, 14 Aug 2008  23:13:21
ICSAB - 1, Sc 361.383 r, 1391656, 0.00000e+000, 2.06374e+000, -3.36362e-003, 14 Aug 2008  23:1
ICSAB - 1, Sc 357.253 r, 1185593, 0.00000e+000, 2.84109e+000, -9.57627e-002, 14 Aug 2008  23:1
ICSAB - 1, Se 196.090 r, 11300, 0.00000e+000, 2.51043e+003, -5.85285e-003, 14 Aug 2008  23:13:
ICSAB - 1, Si 251.611 r, 93315, 0.00000e+000, 1.52537e+002, 4.54814e-003, 14 Aug 2008  23:13:2
ICSAB - 1, Sn 189.991 r, 23643, 0.00000e+000, 5.72020e+002, 8.41794e-003, 14 Aug 2008  23:13:2
ICSAB - 1, Sr 421.552 r, 3254587, 0.00000e+000, 8.96139e-001, -5.41562e-003, 14 Aug 2008  23:1
ICSAB - 1, Ti 337.280 r, 350386, 0.00000e+000, 7.88459e+000, 3.42316e-003, 14 Aug 2008  23:13:
ICSAB - 1, Ti 334.941 r, 792793, 0.00000e+000, 3.38057e+000, -9.46453e-003, 14 Aug 2008  23:13
ICSAB - 1, Tl 190.864 r, 13138, 0.00000e+000, 9.96761e+002, 3.90553e-002, 14 Aug 2008  23:13:2
ICSAB - 1, V 292.401 r, 94542, 0.00000e+000, 1.53773e+001, 1.68431e-003, 14 Aug 2008  23:13:21
ICSAB - 1, Zn 213.856 r, 76410, 0.00000e+000, 4.03353e+001, -1.12349e-002, 14 Aug 2008  23:13:
ICSAB - 1, Zn 206.200 r, 37415, 0.00000e+000, 7.63690e+001, 1.21058e-003, 14 Aug 2008  23:13:2
ICSAB - 1, Y 371.030 r, 5565612, 0.00000e+000, 0.00000e+000, 1.00000e+000, 14 Aug 2008  23:13:
ICSAB - 2, Ag 328.068 r, 83532, 0.00000e+000, 3.26165e+001, -2.13588e-002, 14 Aug 2008  23:13:
ICSAB - 2, Al 396.152 r, 19860022, 0.00000e+000, 7.04909e+001, 1.31090e-002, 14 Aug 2008  23:1
ICSAB - 2, As 189.042 r, 15131, 0.00000e+000, 1.91967e+003, -1.77418e-002, 14 Aug 2008  23:13:
ICSAB - 2, B 249.677 r, 37382, 0.00000e+000, 6.52452e+001, 5.38255e-003, 14 Aug 2008  23:13:21
ICSAB - 2, Ba 493.409 r, 639972, 0.00000e+000, 2.69848e+000, -4.44945e-002, 14 Aug 2008  23:13
ICSAB - 2, Be 234.861 r, 499700, 0.00000e+000, 3.06788e+000, 5.21120e-003, 14 Aug 2008  23:13:
ICSAB - 2, Bi 223.061 r, 3621, 0.00000e+000, 6.74850e+002, 4.12001e-002, 14 Aug 2008  23:13:21
ICSAB - 2, Ca 315.887 r, 40853539, 0.00000e+000, 3.31516e+001, -1.91147e-001, 14 Aug 2008  23:
ICSAB - 2, Cd 214.441 r, 55941, 0.00000e+000, 4.78490e+001, 3.45935e-003, 14 Aug 2008  23:13:2
ICSAB - 2, Co 228.615 r, 13137, 0.00000e+000, 1.05805e+002, 2.30051e-005, 14 Aug 2008  23:13:2
ICSAB - 2, Cr 267.716 r, 18316, 0.00000e+000, 7.48820e+001, 7.68128e-003, 14 Aug 2008  23:13:2
ICSAB - 2, Cr 205.552 r, 12979, 0.00000e+000, 1.07054e+002, 2.31864e-003, 14 Aug 2008  23:13:2
ICSAB - 2, Cu 324.754 r, 115062, 0.00000e+000, 1.32830e+001, -1.56844e-002, 14 Aug 2008  23:13
ICSAB - 2, Fe 240.489 r, 7721002, 0.00000e+000, 6.77945e+001, 4.07940e-003, 14 Aug 2008  23:13
ICSAB - 2, Fe 259.940 r, 18508897, 0.00000e+000, 2.78471e+001, 1.25330e-003, 14 Aug 2008  23:1
ICSAB - 2, Ga 294.364 r, 4818, 0.00000e+000, 5.07274e+002, 1.11443e-001, 14 Aug 2008  23:13:21
ICSAB - 2, K 766.491 r, 987174, 0.00000e+000, 1.49853e+002, -1.11352e-001, 14 Aug 2008  23:13:
ICSAB - 2, Li 670.784 r, 306251, 0.00000e+000, 9.51403e+000, -1.03762e-004, 14 Aug 2008  23:13
ICSAB - 2, Mg 279.078 r, 4353347, 0.00000e+000, 3.36432e+002, -9.90183e-003, 14 Aug 2008  23:1
ICSAB - 2, Mn 257.610 r, 137502, 0.00000e+000, 1.00364e+001, 1.08603e-004, 14 Aug 2008  23:13:
ICSAB - 2, Mo 202.030 r, 16640, 0.00000e+000, 1.71101e+002, -8.27067e-003, 14 Aug 2008  23:13:
ICSAB - 2, Na 330.237 r, 26567, 0.00000e+000, 7.98420e+003, -2.15032e+001, 14 Aug 2008  23:13:
ICSAB - 2, Na 589.592 r, 2933304, 0.00000e+000, 5.15281e+001, -1.20155e-001, 14 Aug 2008  23:1
ICSAB - 2, Ni 221.648 r, 26454, 0.00000e+000, 1.05982e+002, 7.78567e-003, 14 Aug 2008  23:13:2
ICSAB - 2, Ni 231.604 r, 21504, 0.00000e+000, 1.35095e+002, -1.84379e-002, 14 Aug 2008  23:13:
ICSAB - 2, Pb 220.353 r, 7254, 0.00000e+000, 5.02300e+002, 4.30537e-003, 14 Aug 2008  23:13:21
ICSAB - 2, Sb 206.833 r, 3621, 0.00000e+000, 7.74637e+002, -9.88717e-003, 14 Aug 2008  23:13:2
ICSAB - 2, Sb 217.581 r, 2964, 0.00000e+000, 9.89729e+002, 8.99887e-002, 14 Aug 2008  23:13:21
ICSAB - 2, Sc 361.383 r, 1386763, 0.00000e+000, 2.06374e+000, -3.36362e-003, 14 Aug 2008  23:1
ICSAB - 2, Sc 357.253 r, 1187593, 0.00000e+000, 2.84109e+000, -9.57627e-002, 14 Aug 2008  23:1
ICSAB - 2, Se 196.090 r, 11387, 0.00000e+000, 2.51043e+003, -5.85285e-003, 14 Aug 2008  23:13:
ICSAB - 2, Si 251.611 r, 93043, 0.00000e+000, 1.52537e+002, 4.54814e-003, 14 Aug 2008  23:13:2
ICSAB - 2, Sn 189.991 r, 23846, 0.00000e+000, 5.72020e+002, 8.41794e-003, 14 Aug 2008  23:13:2
ICSAB - 2, Sr 421.552 r, 3237737, 0.00000e+000, 8.96139e-001, -5.41562e-003, 14 Aug 2008  23:1
ICSAB - 2, Ti 337.280 r, 348407, 0.00000e+000, 7.88459e+000, 3.42316e-003, 14 Aug 2008  23:13:
ICSAB - 2, Ti 334.941 r, 792327, 0.00000e+000, 3.38057e+000, -9.46453e-003, 14 Aug 2008  23:13
ICSAB - 2, Tl 190.864 r, 13773, 0.00000e+000, 9.96761e+002, 3.90553e-002, 14 Aug 2008  23:13:2
ICSAB - 2, V 292.401 r, 93799, 0.00000e+000, 1.53773e+001, 1.68431e-003, 14 Aug 2008  23:13:21
ICSAB - 2, Zn 213.856 r, 76631, 0.00000e+000, 4.03353e+001, -1.12349e-002, 14 Aug 2008  23:13:
```

```
ICSAB - 2, Zn 206.200 r, 37661, 0.00000e+000, 7.63690e+001, 1.21058e-003, 14 Aug 2008  23:13:2
ICSAB - 2, Y 371.030 r, 5550170, 0.00000e+000, 0.00000e+000, 1.00000e+000, 14 Aug 2008  23:13:
WASH - 1, Ag 328.068 r, 3172, -, -, -, 14 Aug 2008  23:16:47,
WASH - 1, Al 396.152 r, 3994, -, -, -, 14 Aug 2008  23:16:47,
WASH - 1, As 189.042 r, 116, -, -, -, 14 Aug 2008  23:16:47,
WASH - 1, B 249.677 r, 850, -, -, -, 14 Aug 2008  23:16:47,
WASH - 1, Ba 493.409 r, 87796, -, -, -, 14 Aug 2008  23:16:47,
WASH - 1, Be 234.861 r, -1722, -, -, -, 14 Aug 2008  23:16:47,
WASH - 1, Bi 223.061 r, -177, -, -, -, 14 Aug 2008  23:16:47,
WASH - 1, Ca 315.887 r, 5532, -, -, -, 14 Aug 2008  23:16:47,
WASH - 1, Cd 214.441 r, -177, -, -, -, 14 Aug 2008  23:16:47,
WASH - 1, Co 228.615 r, -276, -, -, -, 14 Aug 2008  23:16:47,
WASH - 1, Cr 267.716 r, -748, -, -, -, 14 Aug 2008  23:16:47,
WASH - 1, Cr 205.552 r, -46, -, -, -, 14 Aug 2008  23:16:47,
WASH - 1, Cu 324.754 r, 7073, -, -, -, 14 Aug 2008  23:16:47,
WASH - 1, Fe 240.489 r, 1454, -, -, -, 14 Aug 2008  23:16:47,
WASH - 1, Fe 259.940 r, 3841, -, -, -, 14 Aug 2008  23:16:47,
WASH - 1, Ga 294.364 r, -1314, -, -, -, 14 Aug 2008  23:16:47,
WASH - 1, K 766.491 r, 6185, -, -, -, 14 Aug 2008  23:16:47,
WASH - 1, Li 670.784 r, 1715, -, -, -, 14 Aug 2008  23:16:47,
WASH - 1, Mg 279.078 r, 581, -, -, -, 14 Aug 2008  23:16:47,
WASH - 1, Mn 257.610 r, 971, -, -, -, 14 Aug 2008  23:16:47,
WASH - 1, Mo 202.030 r, 372, -, -, -, 14 Aug 2008  23:16:47,
WASH - 1, Na 330.237 r, 12116, -, -, -, 14 Aug 2008  23:16:47,
WASH - 1, Na 589.592 r, 13582, -, -, -, 14 Aug 2008  23:16:47,
WASH - 1, Ni 221.648 r, -552, -, -, -, 14 Aug 2008  23:16:47,
WASH - 1, Ni 231.604 r, 798, -, -, -, 14 Aug 2008  23:16:47,
WASH - 1, Pb 220.353 r, 7, -, -, -, 14 Aug 2008  23:16:47,
WASH - 1, Sb 206.833 r, -9, -, -, -, 14 Aug 2008  23:16:47,
WASH - 1, Sb 217.581 r, -366, -, -, -, 14 Aug 2008  23:16:47,
WASH - 1, Sc 361.383 r, 3513, -, -, -, 14 Aug 2008  23:16:47,
WASH - 1, Sc 357.253 r, 177433, -, -, -, 14 Aug 2008  23:16:47,
WASH - 1, Se 196.090 r, 1, -, -, -, 14 Aug 2008  23:16:47,
WASH - 1, Si 251.611 r, 176, -, -, -, 14 Aug 2008  23:16:47,
WASH - 1, Sn 189.991 r, 34, -, -, -, 14 Aug 2008  23:16:47,
WASH - 1, Sr 421.552 r, 2761, -, -, -, 14 Aug 2008  23:16:47,
WASH - 1, Ti 337.280 r, -1773, -, -, -, 14 Aug 2008  23:16:47,
WASH - 1, Ti 334.941 r, 16480, -, -, -, 14 Aug 2008  23:16:47,
WASH - 1, Tl 190.864 r, 6, -, -, -, 14 Aug 2008  23:16:47,
WASH - 1, V 292.401 r, -440, -, -, -, 14 Aug 2008  23:16:47,
WASH - 1, Zn 213.856 r, 1886, -, -, -, 14 Aug 2008  23:16:47,
WASH - 1, Zn 206.200 r, 20, -, -, -, 14 Aug 2008  23:16:47,
WASH - 1, Y 371.030 r, 5394927, -, -, -, 14 Aug 2008  23:16:47,
WASH - 2, Ag 328.068 r, 3167, -, -, -, 14 Aug 2008  23:16:47,
WASH - 2, Al 396.152 r, 2723, -, -, -, 14 Aug 2008  23:16:47,
WASH - 2, As 189.042 r, 257, -, -, -, 14 Aug 2008  23:16:47,
WASH - 2, B 249.677 r, 703, -, -, -, 14 Aug 2008  23:16:47,
WASH - 2, Ba 493.409 r, 87099, -, -, -, 14 Aug 2008  23:16:47,
WASH - 2, Be 234.861 r, -1789, -, -, -, 14 Aug 2008  23:16:47,
WASH - 2, Bi 223.061 r, -294, -, -, -, 14 Aug 2008  23:16:47,
WASH - 2, Ca 315.887 r, 1750, -, -, -, 14 Aug 2008  23:16:47,
WASH - 2, Cd 214.441 r, -164, -, -, -, 14 Aug 2008  23:16:47,
WASH - 2, Co 228.615 r, -164, -, -, -, 14 Aug 2008  23:16:47,
WASH - 2, Cr 267.716 r, -558, -, -, -, 14 Aug 2008  23:16:47,
WASH - 2, Cr 205.552 r, -51, -, -, -, 14 Aug 2008  23:16:47,
WASH - 2, Cu 324.754 r, 8084, -, -, -, 14 Aug 2008  23:16:47,
WASH - 2, Fe 240.489 r, 1163, -, -, -, 14 Aug 2008  23:16:47,
WASH - 2, Fe 259.940 r, 2215, -, -, -, 14 Aug 2008  23:16:47,
WASH - 2, Ga 294.364 r, -1462, -, -, -, 14 Aug 2008  23:16:47,
WASH - 2, K 766.491 r, 5343, -, -, -, 14 Aug 2008  23:16:47,
```

```
WASH - 2, Li 670.784 r, 478, -, -, -, 14 Aug 2008  23:16:47,
WASH - 2, Mg 279.078 r, 398, -, -, -, 14 Aug 2008  23:16:47,
WASH - 2, Mn 257.610 r, 1095, -, -, -, 14 Aug 2008  23:16:47,
WASH - 2, Mo 202.030 r, 413, -, -, -, 14 Aug 2008  23:16:47,
WASH - 2, Na 330.237 r, 10372, -, -, -, 14 Aug 2008  23:16:47,
WASH - 2, Na 589.592 r, 13297, -, -, -, 14 Aug 2008  23:16:47,
WASH - 2, Ni 221.648 r, -411, -, -, -, 14 Aug 2008  23:16:47,
WASH - 2, Ni 231.604 r, 714, -, -, -, 14 Aug 2008  23:16:47,
WASH - 2, Pb 220.353 r, 181, -, -, -, 14 Aug 2008  23:16:47,
WASH - 2, Sb 206.833 r, -82, -, -, -, 14 Aug 2008  23:16:47,
WASH - 2, Sb 217.581 r, -271, -, -, -, 14 Aug 2008  23:16:47,
WASH - 2, Sc 361.383 r, 4064, -, -, -, 14 Aug 2008  23:16:47,
WASH - 2, Sc 357.253 r, 177794, -, -, -, 14 Aug 2008  23:16:47,
WASH - 2, Se 196.090 r, 104, -, -, -, 14 Aug 2008  23:16:47,
WASH - 2, Si 251.611 r, 407, -, -, -, 14 Aug 2008  23:16:47,
WASH - 2, Sn 189.991 r, 7, -, -, -, 14 Aug 2008  23:16:47,
WASH - 2, Sr 421.552 r, 2221, -, -, -, 14 Aug 2008  23:16:47,
WASH - 2, Ti 337.280 r, -1075, -, -, -, 14 Aug 2008  23:16:47,
WASH - 2, Ti 334.941 r, 16893, -, -, -, 14 Aug 2008  23:16:47,
WASH - 2, Tl 190.864 r, -107, -, -, -, 14 Aug 2008  23:16:47,
WASH - 2, V 292.401 r, -52, -, -, -, 14 Aug 2008  23:16:47,
WASH - 2, Zn 213.856 r, 1770, -, -, -, 14 Aug 2008  23:16:47,
WASH - 2, Zn 206.200 r, 56, -, -, -, 14 Aug 2008  23:16:47,
WASH - 2, Y 371.030 r, 5315606, -, -, -, 14 Aug 2008  23:16:47,
WG249661PBS - 1, Ag 328.068 r, 3636, 0.00000e+000, 3.26165e+001, -2.13588e-002, 14 Aug 2008  2
WG249661PBS - 1, Al 396.152 r, 3077, 0.00000e+000, 7.04909e+001, 1.31090e-002, 14 Aug 2008  23
WG249661PBS - 1, As 189.042 r, -25, 0.00000e+000, 1.91967e+003, -1.77418e-002, 14 Aug 2008  23
WG249661PBS - 1, B 249.677 r, 872, 0.00000e+000, 6.52452e+001, 5.38255e-003, 14 Aug 2008  23:2
WG249661PBS - 1, Ba 493.409 r, 87205, 0.00000e+000, 2.69848e+000, -4.44945e-002, 14 Aug 2008
WG249661PBS - 1, Be 234.861 r, -1682, 0.00000e+000, 3.06788e+000, 5.21120e-003, 14 Aug 2008  2
WG249661PBS - 1, Bi 223.061 r, -288, 0.00000e+000, 6.74850e+002, 4.12001e-002, 14 Aug 2008  23
WG249661PBS - 1, Ca 315.887 r, 5466, 0.00000e+000, 3.31516e+001, -1.91147e-001, 14 Aug 2008  2
WG249661PBS - 1, Cd 214.441 r, -242, 0.00000e+000, 4.78490e+001, 3.45935e-003, 14 Aug 2008  23
WG249661PBS - 1, Co 228.615 r, -108, 0.00000e+000, 1.05805e+002, 2.30051e-005, 14 Aug 2008  23
WG249661PBS - 1, Cr 267.716 r, -669, 0.00000e+000, 7.48820e+001, 7.68128e-003, 14 Aug 2008  23
WG249661PBS - 1, Cr 205.552 r, 12, 0.00000e+000, 1.07054e+002, 2.31864e-003, 14 Aug 2008  23:2
WG249661PBS - 1, Cu 324.754 r, 7273, 0.00000e+000, 1.32830e+001, -1.56844e-002, 14 Aug 2008  2
WG249661PBS - 1, Fe 240.489 r, 1300, 0.00000e+000, 6.77945e+001, 4.07940e-003, 14 Aug 2008  23
WG249661PBS - 1, Fe 259.940 r, 3776, 0.00000e+000, 2.78471e+001, 1.25330e-003, 14 Aug 2008  23
WG249661PBS - 1, Ga 294.364 r, -1262, 0.00000e+000, 5.07274e+002, 1.11443e-001, 14 Aug 2008  2
WG249661PBS - 1, K 766.491 r, 2287, 0.00000e+000, 1.49853e+002, -1.11352e-001, 14 Aug 2008  23
WG249661PBS - 1, Li 670.784 r, 567, 0.00000e+000, 9.51403e+000, -1.03762e-004, 14 Aug 2008  23
WG249661PBS - 1, Mg 279.078 r, 215, 0.00000e+000, 3.36432e+002, -9.90183e-003, 14 Aug 2008  23
WG249661PBS - 1, Mn 257.610 r, 1069, 0.00000e+000, 1.00364e+001, 1.08603e-004, 14 Aug 2008  23
WG249661PBS - 1, Mo 202.030 r, 293, 0.00000e+000, 1.71101e+002, -8.27067e-003, 14 Aug 2008  23
WG249661PBS - 1, Na 330.237 r, 10887, 0.00000e+000, 7.98420e+003, -2.15032e+001, 14 Aug 2008
WG249661PBS - 1, Na 589.592 r, 13497, 0.00000e+000, 5.15281e+001, -1.20155e-001, 14 Aug 2008
WG249661PBS - 1, Ni 221.648 r, -302, 0.00000e+000, 1.05982e+002, 7.78567e-003, 14 Aug 2008  23
WG249661PBS - 1, Ni 231.604 r, 517, 0.00000e+000, 1.35095e+002, -1.84379e-002, 14 Aug 2008  23
WG249661PBS - 1, Pb 220.353 r, 88, 0.00000e+000, 5.02300e+002, 4.30537e-003, 14 Aug 2008  23:2
WG249661PBS - 1, Sb 206.833 r, 157, 0.00000e+000, 7.74637e+002, -9.88717e-003, 14 Aug 2008  23
WG249661PBS - 1, Sb 217.581 r, -336, 0.00000e+000, 9.89729e+002, 8.99887e-002, 14 Aug 2008  23
WG249661PBS - 1, Sc 361.383 r, 4125, 0.00000e+000, 2.06374e+000, -3.36362e-003, 14 Aug 2008  2
WG249661PBS - 1, Sc 357.253 r, 176149, 0.00000e+000, 2.84109e+000, -9.57627e-002, 14 Aug 2008
WG249661PBS - 1, Se 196.090 r, -34, 0.00000e+000, 2.51043e+003, -5.85285e-003, 14 Aug 2008  23
WG249661PBS - 1, Si 251.611 r, 700, 0.00000e+000, 1.52537e+002, 4.54814e-003, 14 Aug 2008  23:
WG249661PBS - 1, Sn 189.991 r, 391, 0.00000e+000, 5.72020e+002, 8.41794e-003, 14 Aug 2008  23:
WG249661PBS - 1, Sr 421.552 r, 3077, 0.00000e+000, 8.96139e-001, -5.41562e-003, 14 Aug 2008  2
WG249661PBS - 1, Ti 337.280 r, -1469, 0.00000e+000, 7.88459e+000, 3.42316e-003, 14 Aug 2008  2
WG249661PBS - 1, Ti 334.941 r, 17966, 0.00000e+000, 3.38057e+000, -9.46453e-003, 14 Aug 2008
```

```
WG249661PBS - 1, Tl 190.864 r, -146, 0.00000e+000, 9.96761e+002, 3.90553e-002, 14 Aug 2008  23
WG249661PBS - 1, V 292.401 r, -414, 0.00000e+000, 1.53773e+001, 1.68431e-003, 14 Aug 2008  23:
WG249661PBS - 1, Zn 213.856 r, 2118, 0.00000e+000, 4.03353e+001, -1.12349e-002, 14 Aug 2008  2
WG249661PBS - 1, Zn 206.200 r, 141, 0.00000e+000, 7.63690e+001, 1.21058e-003, 14 Aug 2008  23:
WG249661PBS - 1, Y 371.030 r, 5204008, 0.00000e+000, 0.00000e+000, 1.00000e+000, 14 Aug 2008
WG249661PBS - 2, Ag 328.068 r, 3828, 0.00000e+000, 3.26165e+001, -2.13588e-002, 14 Aug 2008  2
WG249661PBS - 2, Al 396.152 r, 2018, 0.00000e+000, 7.04909e+001, 1.31090e-002, 14 Aug 2008  23
WG249661PBS - 2, As 189.042 r, -13, 0.00000e+000, 1.91967e+003, -1.77418e-002, 14 Aug 2008  23
WG249661PBS - 2, B 249.677 r, 955, 0.00000e+000, 6.52452e+001, 5.38255e-003, 14 Aug 2008  23:2
WG249661PBS - 2, Ba 493.409 r, 87479, 0.00000e+000, 2.69848e+000, -4.44945e-002, 14 Aug 2008
WG249661PBS - 2, Be 234.861 r, -1822, 0.00000e+000, 3.06788e+000, 5.21120e-003, 14 Aug 2008  2
WG249661PBS - 2, Bi 223.061 r, -147, 0.00000e+000, 6.74850e+002, 4.12001e-002, 14 Aug 2008  23
WG249661PBS - 2, Ca 315.887 r, 4292, 0.00000e+000, 3.31516e+001, -1.91147e-001, 14 Aug 2008  2
WG249661PBS - 2, Cd 214.441 r, -270, 0.00000e+000, 4.78490e+001, 3.45935e-003, 14 Aug 2008  23
WG249661PBS - 2, Co 228.615 r, -110, 0.00000e+000, 1.05805e+002, 2.30051e-005, 14 Aug 2008  23
WG249661PBS - 2, Cr 267.716 r, -528, 0.00000e+000, 7.48820e+001, 7.68128e-003, 14 Aug 2008  23
WG249661PBS - 2, Cr 205.552 r, -26, 0.00000e+000, 1.07054e+002, 2.31864e-003, 14 Aug 2008  23:
WG249661PBS - 2, Cu 324.754 r, 7660, 0.00000e+000, 1.32830e+001, -1.56844e-002, 14 Aug 2008  2
WG249661PBS - 2, Fe 240.489 r, 1428, 0.00000e+000, 6.77945e+001, 4.07940e-003, 14 Aug 2008  23
WG249661PBS - 2, Fe 259.940 r, 3323, 0.00000e+000, 2.78471e+001, 1.25330e-003, 14 Aug 2008  23
WG249661PBS - 2, Ga 294.364 r, -1584, 0.00000e+000, 5.07274e+002, 1.11443e-001, 14 Aug 2008  2
WG249661PBS - 2, K 766.491 r, 5606, 0.00000e+000, 1.49853e+002, -1.11352e-001, 14 Aug 2008  23
WG249661PBS - 2, Li 670.784 r, 713, 0.00000e+000, 9.51403e+000, -1.03762e-004, 14 Aug 2008  23
WG249661PBS - 2, Mg 279.078 r, 229, 0.00000e+000, 3.36432e+002, -9.90183e-003, 14 Aug 2008  23
WG249661PBS - 2, Mn 257.610 r, 1075, 0.00000e+000, 1.00364e+001, 1.08603e-004, 14 Aug 2008  23
WG249661PBS - 2, Mo 202.030 r, 371, 0.00000e+000, 1.71101e+002, -8.27067e-003, 14 Aug 2008  23
WG249661PBS - 2, Na 330.237 r, 10953, 0.00000e+000, 7.98420e+003, -2.15032e+001, 14 Aug 2008
WG249661PBS - 2, Na 589.592 r, 11437, 0.00000e+000, 5.15281e+001, -1.20155e-001, 14 Aug 2008
WG249661PBS - 2, Ni 221.648 r, -323, 0.00000e+000, 1.05982e+002, 7.78567e-003, 14 Aug 2008  23
WG249661PBS - 2, Ni 231.604 r, 778, 0.00000e+000, 1.35095e+002, -1.84379e-002, 14 Aug 2008  23
WG249661PBS - 2, Pb 220.353 r, -22, 0.00000e+000, 5.02300e+002, 4.30537e-003, 14 Aug 2008  23:
WG249661PBS - 2, Sb 206.833 r, 104, 0.00000e+000, 7.74637e+002, -9.88717e-003, 14 Aug 2008  23
WG249661PBS - 2, Sb 217.581 r, -418, 0.00000e+000, 9.89729e+002, 8.99887e-002, 14 Aug 2008  23
WG249661PBS - 2, Sc 361.383 r, 3186, 0.00000e+000, 2.06374e+000, -3.36362e-003, 14 Aug 2008  2
WG249661PBS - 2, Sc 357.253 r, 173015, 0.00000e+000, 2.84109e+000, -9.57627e-002, 14 Aug 2008
WG249661PBS - 2, Se 196.090 r, 87, 0.00000e+000, 2.51043e+003, -5.85285e-003, 14 Aug 2008  23:
WG249661PBS - 2, Si 251.611 r, 824, 0.00000e+000, 1.52537e+002, 4.54814e-003, 14 Aug 2008  23:
WG249661PBS - 2, Sn 189.991 r, 421, 0.00000e+000, 5.72020e+002, 8.41794e-003, 14 Aug 2008  23:
WG249661PBS - 2, Sr 421.552 r, 3118, 0.00000e+000, 8.96139e-001, -5.41562e-003, 14 Aug 2008  2
WG249661PBS - 2, Ti 337.280 r, -1603, 0.00000e+000, 7.88459e+000, 3.42316e-003, 14 Aug 2008  2
WG249661PBS - 2, Ti 334.941 r, 17714, 0.00000e+000, 3.38057e+000, -9.46453e-003, 14 Aug 2008
WG249661PBS - 2, Tl 190.864 r, -76, 0.00000e+000, 9.96761e+002, 3.90553e-002, 14 Aug 2008  23:
WG249661PBS - 2, V 292.401 r, -169, 0.00000e+000, 1.53773e+001, 1.68431e-003, 14 Aug 2008  23:
WG249661PBS - 2, Zn 213.856 r, 2277, 0.00000e+000, 4.03353e+001, -1.12349e-002, 14 Aug 2008  2
WG249661PBS - 2, Zn 206.200 r, 9, 0.00000e+000, 7.63690e+001, 1.21058e-003, 14 Aug 2008  23:20
WG249661PBS - 2, Y 371.030 r, 5236027, 0.00000e+000, 0.00000e+000, 1.00000e+000, 14 Aug 2008
WG249661LCSS - 1, Ag 328.068 r, 50824, 0.00000e+000, 3.26165e+001, -2.13588e-002, 14 Aug 2008
WG249661LCSS - 1, Al 396.152 r, 10772355, 0.00000e+000, 7.04909e+001, 1.31090e-002, 14 Aug 200
WG249661LCSS - 1, As 189.042 r, 7073, 0.00000e+000, 1.91967e+003, -1.77418e-002, 14 Aug 2008
WG249661LCSS - 1, B 249.677 r, 90315, 0.00000e+000, 6.52452e+001, 5.38255e-003, 14 Aug 2008  2
WG249661LCSS - 1, Ba 493.409 r, 12221041, 0.00000e+000, 2.69848e+000, -4.44945e-002, 14 Aug 20
WG249661LCSS - 1, Be 234.861 r, 3117785, 0.00000e+000, 3.06788e+000, 5.21120e-003, 14 Aug 2008
WG249661LCSS - 1, Bi 223.061 r, -6090, 0.00000e+000, 6.74850e+002, 4.12001e-002, 14 Aug 2008
WG249661LCSS - 1, Ca 315.887 r, 16972698, 0.00000e+000, 3.31516e+001, -1.91147e-001, 14 Aug 20
WG249661LCSS - 1, Cd 214.441 r, 79771, 0.00000e+000, 4.78490e+001, 3.45935e-003, 14 Aug 2008
WG249661LCSS - 1, Co 228.615 r, 65176, 0.00000e+000, 1.05805e+002, 2.30051e-005, 14 Aug 2008
WG249661LCSS - 1, Cr 267.716 r, 97921, 0.00000e+000, 7.48820e+001, 7.68128e-003, 14 Aug 2008
WG249661LCSS - 1, Cr 205.552 r, 68475, 0.00000e+000, 1.07054e+002, 2.31864e-003, 14 Aug 2008
WG249661LCSS - 1, Cu 324.754 r, 303329, 0.00000e+000, 1.32830e+001, -1.56844e-002, 14 Aug 2008
WG249661LCSS - 1, Fe 240.489 r, 14441531, 0.00000e+000, 6.77945e+001, 4.07940e-003, 14 Aug 200
```

```
WG249661LCSS - 1, Fe 259.940 r, 33528237, 0.00000e+000, 2.78471e+001, 1.25330e-003, 14 Aug 200
WG249661LCSS - 1, Ga 294.364 r, 440, 0.00000e+000, 5.07274e+002, 1.11443e-001, 14 Aug 2008  23
WG249661LCSS - 1, K 766.491 r, 1750211, 0.00000e+000, 1.49853e+002, -1.11352e-001, 14 Aug 2008
WG249661LCSS - 1, Li 670.784 r, 64616, 0.00000e+000, 9.51403e+000, -1.03762e-004, 14 Aug 2008
WG249661LCSS - 1, Mg 279.078 r, 793835, 0.00000e+000, 3.36432e+002, -9.90183e-003, 14 Aug 2008
WG249661LCSS - 1, Mn 257.610 r, 2170395, 0.00000e+000, 1.00364e+001, 1.08603e-004, 14 Aug 2008
WG249661LCSS - 1, Mo 202.030 r, 37996, 0.00000e+000, 1.71101e+002, -8.27067e-003, 14 Aug 2008
WG249661LCSS - 1, Na 330.237 r, 24307, 0.00000e+000, 7.98420e+003, -2.15032e+001, 14 Aug 2008
WG249661LCSS - 1, Na 589.592 r, 645779, 0.00000e+000, 5.15281e+001, -1.20155e-001, 14 Aug 2008
WG249661LCSS - 1, Ni 221.648 r, 106563, 0.00000e+000, 1.05982e+002, 7.78567e-003, 14 Aug 2008
WG249661LCSS - 1, Ni 231.604 r, 74692, 0.00000e+000, 1.35095e+002, -1.84379e-002, 14 Aug 2008
WG249661LCSS - 1, Pb 220.353 r, 26984, 0.00000e+000, 5.02300e+002, 4.30537e-003, 14 Aug 2008
WG249661LCSS - 1, Sb 206.833 r, 6353, 0.00000e+000, 7.74637e+002, -9.88717e-003, 14 Aug 2008
WG249661LCSS - 1, Sb 217.581 r, 4622, 0.00000e+000, 9.89729e+002, 8.99887e-002, 14 Aug 2008  2
WG249661LCSS - 1, Sc 361.383 r, 105860, 0.00000e+000, 2.06374e+000, -3.36362e-003, 14 Aug 2008
WG249661LCSS - 1, Sc 357.253 r, 289872, 0.00000e+000, 2.84109e+000, -9.57627e-002, 14 Aug 2008
WG249661LCSS - 1, Se 196.090 r, 3045, 0.00000e+000, 2.51043e+003, -5.85285e-003, 14 Aug 2008
WG249661LCSS - 1, Si 251.611 r, 778628, 0.00000e+000, 1.52537e+002, 4.54814e-003, 14 Aug 2008
WG249661LCSS - 1, Sn 189.991 r, 16997, 0.00000e+000, 5.72020e+002, 8.41794e-003, 14 Aug 2008
WG249661LCSS - 1, Sr 421.552 r, 8255024, 0.00000e+000, 8.96139e-001, -5.41562e-003, 14 Aug 200
WG249661LCSS - 1, Ti 337.280 r, 4043370, 0.00000e+000, 7.88459e+000, 3.42316e-003, 14 Aug 2008
WG249661LCSS - 1, Ti 334.941 r, 9243006, 0.00000e+000, 3.38057e+000, -9.46453e-003, 14 Aug 200
WG249661LCSS - 1, Tl 190.864 r, 9031, 0.00000e+000, 9.96761e+002, 3.90553e-002, 14 Aug 2008  2
WG249661LCSS - 1, V 292.401 r, 392586, 0.00000e+000, 1.53773e+001, 1.68431e-003, 14 Aug 2008
WG249661LCSS - 1, Zn 213.856 r, 525148, 0.00000e+000, 4.03353e+001, -1.12349e-002, 14 Aug 2008
WG249661LCSS - 1, Zn 206.200 r, 273922, 0.00000e+000, 7.63690e+001, 1.21058e-003, 14 Aug 2008
WG249661LCSS - 1, Y 371.030 r, 5852395, 0.00000e+000, 0.00000e+000, 1.00000e+000, 14 Aug 2008
WG249661LCSS - 2, Ag 328.068 r, 52178, 0.00000e+000, 3.26165e+001, -2.13588e-002, 14 Aug 2008
WG249661LCSS - 2, Al 396.152 r, 10780223, 0.00000e+000, 7.04909e+001, 1.31090e-002, 14 Aug 200
WG249661LCSS - 2, As 189.042 r, 6950, 0.00000e+000, 1.91967e+003, -1.77418e-002, 14 Aug 2008
WG249661LCSS - 2, B 249.677 r, 90645, 0.00000e+000, 6.52452e+001, 5.38255e-003, 14 Aug 2008  2
WG249661LCSS - 2, Ba 493.409 r, 12255413, 0.00000e+000, 2.69848e+000, -4.44945e-002, 14 Aug 20
WG249661LCSS - 2, Be 234.861 r, 3107955, 0.00000e+000, 3.06788e+000, 5.21120e-003, 14 Aug 2008
WG249661LCSS - 2, Bi 223.061 r, -6161, 0.00000e+000, 6.74850e+002, 4.12001e-002, 14 Aug 2008
WG249661LCSS - 2, Ca 315.887 r, 17111523, 0.00000e+000, 3.31516e+001, -1.91147e-001, 14 Aug 20
WG249661LCSS - 2, Cd 214.441 r, 79558, 0.00000e+000, 4.78490e+001, 3.45935e-003, 14 Aug 2008
WG249661LCSS - 2, Co 228.615 r, 65311, 0.00000e+000, 1.05805e+002, 2.30051e-005, 14 Aug 2008
WG249661LCSS - 2, Cr 267.716 r, 97460, 0.00000e+000, 7.48820e+001, 7.68128e-003, 14 Aug 2008
WG249661LCSS - 2, Cr 205.552 r, 68502, 0.00000e+000, 1.07054e+002, 2.31864e-003, 14 Aug 2008
WG249661LCSS - 2, Cu 324.754 r, 303773, 0.00000e+000, 1.32830e+001, -1.56844e-002, 14 Aug 2008
WG249661LCSS - 2, Fe 240.489 r, 14452807, 0.00000e+000, 6.77945e+001, 4.07940e-003, 14 Aug 200
WG249661LCSS - 2, Fe 259.940 r, 33712475, 0.00000e+000, 2.78471e+001, 1.25330e-003, 14 Aug 200
WG249661LCSS - 2, Ga 294.364 r, -768, 0.00000e+000, 5.07274e+002, 1.11443e-001, 14 Aug 2008  2
WG249661LCSS - 2, K 766.491 r, 1741062, 0.00000e+000, 1.49853e+002, -1.11352e-001, 14 Aug 2008
WG249661LCSS - 2, Li 670.784 r, 65404, 0.00000e+000, 9.51403e+000, -1.03762e-004, 14 Aug 2008
WG249661LCSS - 2, Mg 279.078 r, 793166, 0.00000e+000, 3.36432e+002, -9.90183e-003, 14 Aug 2008
WG249661LCSS - 2, Mn 257.610 r, 2162854, 0.00000e+000, 1.00364e+001, 1.08603e-004, 14 Aug 2008
WG249661LCSS - 2, Mo 202.030 r, 37839, 0.00000e+000, 1.71101e+002, -8.27067e-003, 14 Aug 2008
WG249661LCSS - 2, Na 330.237 r, 23964, 0.00000e+000, 7.98420e+003, -2.15032e+001, 14 Aug 2008
WG249661LCSS - 2, Na 589.592 r, 643588, 0.00000e+000, 5.15281e+001, -1.20155e-001, 14 Aug 2008
WG249661LCSS - 2, Ni 221.648 r, 106619, 0.00000e+000, 1.05982e+002, 7.78567e-003, 14 Aug 2008
WG249661LCSS - 2, Ni 231.604 r, 75028, 0.00000e+000, 1.35095e+002, -1.84379e-002, 14 Aug 2008
WG249661LCSS - 2, Pb 220.353 r, 26854, 0.00000e+000, 5.02300e+002, 4.30537e-003, 14 Aug 2008
WG249661LCSS - 2, Sb 206.833 r, 6509, 0.00000e+000, 7.74637e+002, -9.88717e-003, 14 Aug 2008
WG249661LCSS - 2, Sb 217.581 r, 4562, 0.00000e+000, 9.89729e+002, 8.99887e-002, 14 Aug 2008  2
WG249661LCSS - 2, Sc 361.383 r, 106388, 0.00000e+000, 2.06374e+000, -3.36362e-003, 14 Aug 2008
WG249661LCSS - 2, Sc 357.253 r, 286796, 0.00000e+000, 2.84109e+000, -9.57627e-002, 14 Aug 2008
WG249661LCSS - 2, Se 196.090 r, 2977, 0.00000e+000, 2.51043e+003, -5.85285e-003, 14 Aug 2008
WG249661LCSS - 2, Si 251.611 r, 778236, 0.00000e+000, 1.52537e+002, 4.54814e-003, 14 Aug 2008
WG249661LCSS - 2, Sn 189.991 r, 17179, 0.00000e+000, 5.72020e+002, 8.41794e-003, 14 Aug 2008
```

```
WG249661LCSS - 2, Sr 421.552 r, 8278401, 0.00000e+000, 8.96139e-001, -5.41562e-003, 14 Aug 200
WG249661LCSS - 2, Ti 337.280 r, 4043444, 0.00000e+000, 7.88459e+000, 3.42316e-003, 14 Aug 2008
WG249661LCSS - 2, Ti 334.941 r, 9257011, 0.00000e+000, 3.38057e+000, -9.46453e-003, 14 Aug 200
WG249661LCSS - 2, Tl 190.864 r, 9630, 0.00000e+000, 9.96761e+002, 3.90553e-002, 14 Aug 2008  2
WG249661LCSS - 2, V 292.401 r, 392760, 0.00000e+000, 1.53773e+001, 1.68431e-003, 14 Aug 2008
WG249661LCSS - 2, Zn 213.856 r, 526423, 0.00000e+000, 4.03353e+001, -1.12349e-002, 14 Aug 2008
WG249661LCSS - 2, Zn 206.200 r, 274288, 0.00000e+000, 7.63690e+001, 1.21058e-003, 14 Aug 2008
WG249661LCSS - 2, Y 371.030 r, 5783223, 0.00000e+000, 0.00000e+000, 1.00000e+000, 14 Aug 2008
WG249661LCSSD - 1, Ag 328.068 r, 56352, 0.00000e+000, 3.26165e+001, -2.13588e-002, 14 Aug 2008
WG249661LCSSD - 1, Al 396.152 r, 11292972, 0.00000e+000, 7.04909e+001, 1.31090e-002, 14 Aug 20
WG249661LCSSD - 1, As 189.042 r, 7408, 0.00000e+000, 1.91967e+003, -1.77418e-002, 14 Aug 2008
WG249661LCSSD - 1, B 249.677 r, 96790, 0.00000e+000, 6.52452e+001, 5.38255e-003, 14 Aug 2008
WG249661LCSSD - 1, Ba 493.409 r, 12871088, 0.00000e+000, 2.69848e+000, -4.44945e-002, 14 Aug 2
WG249661LCSSD - 1, Be 234.861 r, 3309572, 0.00000e+000, 3.06788e+000, 5.21120e-003, 14 Aug 200
WG249661LCSSD - 1, Bi 223.061 r, -6307, 0.00000e+000, 6.74850e+002, 4.12001e-002, 14 Aug 2008
WG249661LCSSD - 1, Ca 315.887 r, 19243077, 0.00000e+000, 3.31516e+001, -1.91147e-001, 14 Aug 2
WG249661LCSSD - 1, Cd 214.441 r, 88522, 0.00000e+000, 4.78490e+001, 3.45935e-003, 14 Aug 2008
WG249661LCSSD - 1, Co 228.615 r, 68602, 0.00000e+000, 1.05805e+002, 2.30051e-005, 14 Aug 2008
WG249661LCSSD - 1, Cr 267.716 r, 102099, 0.00000e+000, 7.48820e+001, 7.68128e-003, 14 Aug 2008
WG249661LCSSD - 1, Cr 205.552 r, 71444, 0.00000e+000, 1.07054e+002, 2.31864e-003, 14 Aug 2008
WG249661LCSSD - 1, Cu 324.754 r, 318241, 0.00000e+000, 1.32830e+001, -1.56844e-002, 14 Aug 200
WG249661LCSSD - 1, Fe 240.489 r, 14697158, 0.00000e+000, 6.77945e+001, 4.07940e-003, 14 Aug 20
WG249661LCSSD - 1, Fe 259.940 r, 34317876, 0.00000e+000, 2.78471e+001, 1.25330e-003, 14 Aug 20
WG249661LCSSD - 1, Ga 294.364 r, -142, 0.00000e+000, 5.07274e+002, 1.11443e-001, 14 Aug 2008
WG249661LCSSD - 1, K 766.491 r, 1814399, 0.00000e+000, 1.49853e+002, -1.11352e-001, 14 Aug 200
WG249661LCSSD - 1, Li 670.784 r, 69412, 0.00000e+000, 9.51403e+000, -1.03762e-004, 14 Aug 2008
WG249661LCSSD - 1, Mg 279.078 r, 826401, 0.00000e+000, 3.36432e+002, -9.90183e-003, 14 Aug 200
WG249661LCSSD - 1, Mn 257.610 r, 2185526, 0.00000e+000, 1.00364e+001, 1.08603e-004, 14 Aug 200
WG249661LCSSD - 1, Mo 202.030 r, 40824, 0.00000e+000, 1.71101e+002, -8.27067e-003, 14 Aug 2008
WG249661LCSSD - 1, Na 330.237 r, 24230, 0.00000e+000, 7.98420e+003, -2.15032e+001, 14 Aug 2008
WG249661LCSSD - 1, Na 589.592 r, 701859, 0.00000e+000, 5.15281e+001, -1.20155e-001, 14 Aug 200
WG249661LCSSD - 1, Ni 221.648 r, 113207, 0.00000e+000, 1.05982e+002, 7.78567e-003, 14 Aug 2008
WG249661LCSSD - 1, Ni 231.604 r, 81682, 0.00000e+000, 1.35095e+002, -1.84379e-002, 14 Aug 2008
WG249661LCSSD - 1, Pb 220.353 r, 27759, 0.00000e+000, 5.02300e+002, 4.30537e-003, 14 Aug 2008
WG249661LCSSD - 1, Sb 206.833 r, 6700, 0.00000e+000, 7.74637e+002, -9.88717e-003, 14 Aug 2008
WG249661LCSSD - 1, Sb 217.581 r, 5188, 0.00000e+000, 9.89729e+002, 8.99887e-002, 14 Aug 2008
WG249661LCSSD - 1, Sc 361.383 r, 110355, 0.00000e+000, 2.06374e+000, -3.36362e-003, 14 Aug 200
WG249661LCSSD - 1, Sc 357.253 r, 294222, 0.00000e+000, 2.84109e+000, -9.57627e-002, 14 Aug 200
WG249661LCSSD - 1, Se 196.090 r, 3348, 0.00000e+000, 2.51043e+003, -5.85285e-003, 14 Aug 2008
WG249661LCSSD - 1, Si 251.611 r, 748411, 0.00000e+000, 1.52537e+002, 4.54814e-003, 14 Aug 2008
WG249661LCSSD - 1, Sn 189.991 r, 17828, 0.00000e+000, 5.72020e+002, 8.41794e-003, 14 Aug 2008
WG249661LCSSD - 1, Sr 421.552 r, 8881464, 0.00000e+000, 8.96139e-001, -5.41562e-003, 14 Aug 20
WG249661LCSSD - 1, Ti 337.280 r, 4151698, 0.00000e+000, 7.88459e+000, 3.42316e-003, 14 Aug 200
WG249661LCSSD - 1, Ti 334.941 r, 9481129, 0.00000e+000, 3.38057e+000, -9.46453e-003, 14 Aug 20
WG249661LCSSD - 1, Tl 190.864 r, 9945, 0.00000e+000, 9.96761e+002, 3.90553e-002, 14 Aug 2008
WG249661LCSSD - 1, V 292.401 r, 410583, 0.00000e+000, 1.53773e+001, 1.68431e-003, 14 Aug 2008
WG249661LCSSD - 1, Zn 213.856 r, 532196, 0.00000e+000, 4.03353e+001, -1.12349e-002, 14 Aug 200
WG249661LCSSD - 1, Zn 206.200 r, 277929, 0.00000e+000, 7.63690e+001, 1.21058e-003, 14 Aug 2008
WG249661LCSSD - 1, Y 371.030 r, 5838400, 0.00000e+000, 0.00000e+000, 1.00000e+000, 14 Aug 2008
WG249661LCSSD - 2, Ag 328.068 r, 57517, 0.00000e+000, 3.26165e+001, -2.13588e-002, 14 Aug 2008
WG249661LCSSD - 2, Al 396.152 r, 11450700, 0.00000e+000, 7.04909e+001, 1.31090e-002, 14 Aug 20
WG249661LCSSD - 2, As 189.042 r, 7544, 0.00000e+000, 1.91967e+003, -1.77418e-002, 14 Aug 2008
WG249661LCSSD - 2, B 249.677 r, 98054, 0.00000e+000, 6.52452e+001, 5.38255e-003, 14 Aug 2008
WG249661LCSSD - 2, Ba 493.409 r, 13033544, 0.00000e+000, 2.69848e+000, -4.44945e-002, 14 Aug 2
WG249661LCSSD - 2, Be 234.861 r, 3358545, 0.00000e+000, 3.06788e+000, 5.21120e-003, 14 Aug 200
WG249661LCSSD - 2, Bi 223.061 r, -6168, 0.00000e+000, 6.74850e+002, 4.12001e-002, 14 Aug 2008
WG249661LCSSD - 2, Ca 315.887 r, 19508451, 0.00000e+000, 3.31516e+001, -1.91147e-001, 14 Aug 2
WG249661LCSSD - 2, Cd 214.441 r, 89984, 0.00000e+000, 4.78490e+001, 3.45935e-003, 14 Aug 2008
WG249661LCSSD - 2, Co 228.615 r, 70282, 0.00000e+000, 1.05805e+002, 2.30051e-005, 14 Aug 2008
WG249661LCSSD - 2, Cr 267.716 r, 103777, 0.00000e+000, 7.48820e+001, 7.68128e-003, 14 Aug 2008
```

```
WG249661LCSSD - 2, Cr 205.552 r, 72746, 0.00000e+000, 1.07054e+002, 2.31864e-003, 14 Aug 2008
WG249661LCSSD - 2, Cu 324.754 r, 319864, 0.00000e+000, 1.32830e+001, -1.56844e-002, 14 Aug 200
WG249661LCSSD - 2, Fe 240.489 r, 14992275, 0.00000e+000, 6.77945e+001, 4.07940e-003, 14 Aug 20
WG249661LCSSD - 2, Fe 259.940 r, 34728188, 0.00000e+000, 2.78471e+001, 1.25330e-003, 14 Aug 20
WG249661LCSSD - 2, Ga 294.364 r, -207, 0.00000e+000, 5.07274e+002, 1.11443e-001, 14 Aug 2008
WG249661LCSSD - 2, K 766.491 r, 1836465, 0.00000e+000, 1.49853e+002, -1.11352e-001, 14 Aug 200
WG249661LCSSD - 2, Li 670.784 r, 68121, 0.00000e+000, 9.51403e+000, -1.03762e-004, 14 Aug 2008
WG249661LCSSD - 2, Mg 279.078 r, 842682, 0.00000e+000, 3.36432e+002, -9.90183e-003, 14 Aug 200
WG249661LCSSD - 2, Mn 257.610 r, 2228871, 0.00000e+000, 1.00364e+001, 1.08603e-004, 14 Aug 200
WG249661LCSSD - 2, Mo 202.030 r, 41216, 0.00000e+000, 1.71101e+002, -8.27067e-003, 14 Aug 2008
WG249661LCSSD - 2, Na 330.237 r, 24330, 0.00000e+000, 7.98420e+003, -2.15032e+001, 14 Aug 2008
WG249661LCSSD - 2, Na 589.592 r, 708932, 0.00000e+000, 5.15281e+001, -1.20155e-001, 14 Aug 200
WG249661LCSSD - 2, Ni 221.648 r, 115865, 0.00000e+000, 1.05982e+002, 7.78567e-003, 14 Aug 2008
WG249661LCSSD - 2, Ni 231.604 r, 82914, 0.00000e+000, 1.35095e+002, -1.84379e-002, 14 Aug 2008
WG249661LCSSD - 2, Pb 220.353 r, 28200, 0.00000e+000, 5.02300e+002, 4.30537e-003, 14 Aug 2008
WG249661LCSSD - 2, Sb 206.833 r, 6974, 0.00000e+000, 7.74637e+002, -9.88717e-003, 14 Aug 2008
WG249661LCSSD - 2, Sb 217.581 r, 5287, 0.00000e+000, 9.89729e+002, 8.99887e-002, 14 Aug 2008
WG249661LCSSD - 2, Sc 361.383 r, 109992, 0.00000e+000, 2.06374e+000, -3.36362e-003, 14 Aug 200
WG249661LCSSD - 2, Sc 357.253 r, 293979, 0.00000e+000, 2.84109e+000, -9.57627e-002, 14 Aug 200
WG249661LCSSD - 2, Se 196.090 r, 3314, 0.00000e+000, 2.51043e+003, -5.85285e-003, 14 Aug 2008
WG249661LCSSD - 2, Si 251.611 r, 757171, 0.00000e+000, 1.52537e+002, 4.54814e-003, 14 Aug 2008
WG249661LCSSD - 2, Sn 189.991 r, 18088, 0.00000e+000, 5.72020e+002, 8.41794e-003, 14 Aug 2008
WG249661LCSSD - 2, Sr 421.552 r, 8972223, 0.00000e+000, 8.96139e-001, -5.41562e-003, 14 Aug 20
WG249661LCSSD - 2, Ti 337.280 r, 4206640, 0.00000e+000, 7.88459e+000, 3.42316e-003, 14 Aug 200
WG249661LCSSD - 2, Ti 334.941 r, 9612351, 0.00000e+000, 3.38057e+000, -9.46453e-003, 14 Aug 20
WG249661LCSSD - 2, Tl 190.864 r, 10267, 0.00000e+000, 9.96761e+002, 3.90553e-002, 14 Aug 2008
WG249661LCSSD - 2, V 292.401 r, 416538, 0.00000e+000, 1.53773e+001, 1.68431e-003, 14 Aug 2008
WG249661LCSSD - 2, Zn 213.856 r, 542098, 0.00000e+000, 4.03353e+001, -1.12349e-002, 14 Aug 200
WG249661LCSSD - 2, Zn 206.200 r, 284540, 0.00000e+000, 7.63690e+001, 1.21058e-003, 14 Aug 2008
WG249661LCSSD - 2, Y 371.030 r, 5897065, 0.00000e+000, 0.00000e+000, 1.00000e+000, 14 Aug 2008
L70791-01 - 1, Ag 328.068 r, -12958, 0.00000e+000, 3.26165e+001, -2.13588e-002, 14 Aug 2008  2
L70791-01 - 1, Al 396.152 r, 12705529, 0.00000e+000, 7.04909e+001, 1.31090e-002, 14 Aug 2008
L70791-01 - 1, As 189.042 r, 203, 0.00000e+000, 1.91967e+003, -1.77418e-002, 14 Aug 2008  23:3
L70791-01 - 1, B 249.677 r, -14821, 0.00000e+000, 6.52452e+001, 5.38255e-003, 14 Aug 2008  23:
L70791-01 - 1, Ba 493.409 r, 2696653, 0.00000e+000, 2.69848e+000, -4.44945e-002, 14 Aug 2008
L70791-01 - 1, Be 234.861 r, 18052, 0.00000e+000, 3.06788e+000, 5.21120e-003, 14 Aug 2008  23:
L70791-01 - 1, Bi 223.061 r, -12799, 0.00000e+000, 6.74850e+002, 4.12001e-002, 14 Aug 2008  23
L70791-01 - 1, Ca 315.887 r, 5489845, 0.00000e+000, 3.31516e+001, -1.91147e-001, 14 Aug 2008
L70791-01 - 1, Cd 214.441 r, -364, 0.00000e+000, 4.78490e+001, 3.45935e-003, 14 Aug 2008  23:3
L70791-01 - 1, Co 228.615 r, 5769, 0.00000e+000, 1.05805e+002, 2.30051e-005, 14 Aug 2008  23:3
L70791-01 - 1, Cr 267.716 r, 4341, 0.00000e+000, 7.48820e+001, 7.68128e-003, 14 Aug 2008  23:3
L70791-01 - 1, Cr 205.552 r, 2665, 0.00000e+000, 1.07054e+002, 2.31864e-003, 14 Aug 2008  23:3
L70791-01 - 1, Cu 324.754 r, 3201977, 0.00000e+000, 1.32830e+001, -1.56844e-002, 14 Aug 2008
L70791-01 - 1, Fe 240.489 r, 16524930, 0.00000e+000, 6.77945e+001, 4.07940e-003, 14 Aug 2008
L70791-01 - 1, Fe 259.940 r, 38004252, 0.00000e+000, 2.78471e+001, 1.25330e-003, 14 Aug 2008
L70791-01 - 1, Ga 294.364 r, -676, 0.00000e+000, 5.07274e+002, 1.11443e-001, 14 Aug 2008  23:3
L70791-01 - 1, K 766.491 r, 1467336, 0.00000e+000, 1.49853e+002, -1.11352e-001, 14 Aug 2008  2
L70791-01 - 1, Li 670.784 r, 104702, 0.00000e+000, 9.51403e+000, -1.03762e-004, 14 Aug 2008  2
L70791-01 - 1, Mg 279.078 r, 976182, 0.00000e+000, 3.36432e+002, -9.90183e-003, 14 Aug 2008  2
L70791-01 - 1, Mn 257.610 r, 1219161, 0.00000e+000, 1.00364e+001, 1.08603e-004, 14 Aug 2008  2
L70791-01 - 1, Mo 202.030 r, 42184, 0.00000e+000, 1.71101e+002, -8.27067e-003, 14 Aug 2008  23
L70791-01 - 1, Na 330.237 r, 9693, 0.00000e+000, 7.98420e+003, -2.15032e+001, 14 Aug 2008  23:
L70791-01 - 1, Na 589.592 r, 109278, 0.00000e+000, 5.15281e+001, -1.20155e-001, 14 Aug 2008  2
L70791-01 - 1, Ni 221.648 r, 18472, 0.00000e+000, 1.05982e+002, 7.78567e-003, 14 Aug 2008  23:
L70791-01 - 1, Ni 231.604 r, 3923, 0.00000e+000, 1.35095e+002, -1.84379e-002, 14 Aug 2008  23:
L70791-01 - 1, Pb 220.353 r, 2055, 0.00000e+000, 5.02300e+002, 4.30537e-003, 14 Aug 2008  23:3
L70791-01 - 1, Sb 206.833 r, 221, 0.00000e+000, 7.74637e+002, -9.88717e-003, 14 Aug 2008  23:3
L70791-01 - 1, Sb 217.581 r, -303, 0.00000e+000, 9.89729e+002, 8.99887e-002, 14 Aug 2008  23:3
L70791-01 - 1, Sc 361.383 r, 74332, 0.00000e+000, 2.06374e+000, -3.36362e-003, 14 Aug 2008  23
L70791-01 - 1, Sc 357.253 r, 251747, 0.00000e+000, 2.84109e+000, -9.57627e-002, 14 Aug 2008  2
```

```
L70791-01 - 1, Se 196.090 r, -467, 0.00000e+000, 2.51043e+003, -5.85285e-003, 14 Aug 2008  23:
L70791-01 - 1, Si 251.611 r, 710558, 0.00000e+000, 1.52537e+002, 4.54814e-003, 14 Aug 2008  23
L70791-01 - 1, Sn 189.991 r, 1096, 0.00000e+000, 5.72020e+002, 8.41794e-003, 14 Aug 2008  23:3
L70791-01 - 1, Sr 421.552 r, 1500373, 0.00000e+000, 8.96139e-001, -5.41562e-003, 14 Aug 2008
L70791-01 - 1, Ti 337.280 r, 10065381, 0.00000e+000, 7.88459e+000, 3.42316e-003, 14 Aug 2008
L70791-01 - 1, Ti 334.941 r, 23043945, 0.00000e+000, 3.38057e+000, -9.46453e-003, 14 Aug 2008
L70791-01 - 1, Tl 190.864 r, -751, 0.00000e+000, 9.96761e+002, 3.90553e-002, 14 Aug 2008  23:3
L70791-01 - 1, V 292.401 r, 190052, 0.00000e+000, 1.53773e+001, 1.68431e-003, 14 Aug 2008  23:
L70791-01 - 1, Zn 213.856 r, 66485, 0.00000e+000, 4.03353e+001, -1.12349e-002, 14 Aug 2008  23
L70791-01 - 1, Zn 206.200 r, 33749, 0.00000e+000, 7.63690e+001, 1.21058e-003, 14 Aug 2008  23:
L70791-01 - 1, Y 371.030 r, 5855299, 0.00000e+000, 0.00000e+000, 1.00000e+000, 14 Aug 2008  23
L70791-01 - 2, Ag 328.068 r, -13602, 0.00000e+000, 3.26165e+001, -2.13588e-002, 14 Aug 2008  2
L70791-01 - 2, Al 396.152 r, 12595713, 0.00000e+000, 7.04909e+001, 1.31090e-002, 14 Aug 2008
L70791-01 - 2, As 189.042 r, 170, 0.00000e+000, 1.91967e+003, -1.77418e-002, 14 Aug 2008  23:3
L70791-01 - 2, B 249.677 r, -14518, 0.00000e+000, 6.52452e+001, 5.38255e-003, 14 Aug 2008  23:
L70791-01 - 2, Ba 493.409 r, 2673255, 0.00000e+000, 2.69848e+000, -4.44945e-002, 14 Aug 2008
L70791-01 - 2, Be 234.861 r, 18031, 0.00000e+000, 3.06788e+000, 5.21120e-003, 14 Aug 2008  23:
L70791-01 - 2, Bi 223.061 r, -12789, 0.00000e+000, 6.74850e+002, 4.12001e-002, 14 Aug 2008  23
L70791-01 - 2, Ca 315.887 r, 5462555, 0.00000e+000, 3.31516e+001, -1.91147e-001, 14 Aug 2008
L70791-01 - 2, Cd 214.441 r, -221, 0.00000e+000, 4.78490e+001, 3.45935e-003, 14 Aug 2008  23:3
L70791-01 - 2, Co 228.615 r, 5879, 0.00000e+000, 1.05805e+002, 2.30051e-005, 14 Aug 2008  23:3
L70791-01 - 2, Cr 267.716 r, 4623, 0.00000e+000, 7.48820e+001, 7.68128e-003, 14 Aug 2008  23:3
L70791-01 - 2, Cr 205.552 r, 2693, 0.00000e+000, 1.07054e+002, 2.31864e-003, 14 Aug 2008  23:3
L70791-01 - 2, Cu 324.754 r, 3174112, 0.00000e+000, 1.32830e+001, -1.56844e-002, 14 Aug 2008
L70791-01 - 2, Fe 240.489 r, 16394964, 0.00000e+000, 6.77945e+001, 4.07940e-003, 14 Aug 2008
L70791-01 - 2, Fe 259.940 r, 37938844, 0.00000e+000, 2.78471e+001, 1.25330e-003, 14 Aug 2008
L70791-01 - 2, Ga 294.364 r, -734, 0.00000e+000, 5.07274e+002, 1.11443e-001, 14 Aug 2008  23:3
L70791-01 - 2, K 766.491 r, 1456590, 0.00000e+000, 1.49853e+002, -1.11352e-001, 14 Aug 2008  2
L70791-01 - 2, Li 670.784 r, 103603, 0.00000e+000, 9.51403e+000, -1.03762e-004, 14 Aug 2008  2
L70791-01 - 2, Mg 279.078 r, 976719, 0.00000e+000, 3.36432e+002, -9.90183e-003, 14 Aug 2008  2
L70791-01 - 2, Mn 257.610 r, 1212203, 0.00000e+000, 1.00364e+001, 1.08603e-004, 14 Aug 2008  2
L70791-01 - 2, Mo 202.030 r, 42246, 0.00000e+000, 1.71101e+002, -8.27067e-003, 14 Aug 2008  23
L70791-01 - 2, Na 330.237 r, 9963, 0.00000e+000, 7.98420e+003, -2.15032e+001, 14 Aug 2008  23:
L70791-01 - 2, Na 589.592 r, 107831, 0.00000e+000, 5.15281e+001, -1.20155e-001, 14 Aug 2008  2
L70791-01 - 2, Ni 221.648 r, 18135, 0.00000e+000, 1.05982e+002, 7.78567e-003, 14 Aug 2008  23:
L70791-01 - 2, Ni 231.604 r, 3891, 0.00000e+000, 1.35095e+002, -1.84379e-002, 14 Aug 2008  23:
L70791-01 - 2, Pb 220.353 r, 2234, 0.00000e+000, 5.02300e+002, 4.30537e-003, 14 Aug 2008  23:3
L70791-01 - 2, Sb 206.833 r, 81, 0.00000e+000, 7.74637e+002, -9.88717e-003, 14 Aug 2008  23:30
L70791-01 - 2, Sb 217.581 r, -161, 0.00000e+000, 9.89729e+002, 8.99887e-002, 14 Aug 2008  23:3
L70791-01 - 2, Sc 361.383 r, 73043, 0.00000e+000, 2.06374e+000, -3.36362e-003, 14 Aug 2008  23
L70791-01 - 2, Sc 357.253 r, 251199, 0.00000e+000, 2.84109e+000, -9.57627e-002, 14 Aug 2008  2
L70791-01 - 2, Se 196.090 r, -538, 0.00000e+000, 2.51043e+003, -5.85285e-003, 14 Aug 2008  23:
L70791-01 - 2, Si 251.611 r, 708264, 0.00000e+000, 1.52537e+002, 4.54814e-003, 14 Aug 2008  23
L70791-01 - 2, Sn 189.991 r, 973, 0.00000e+000, 5.72020e+002, 8.41794e-003, 14 Aug 2008  23:30
L70791-01 - 2, Sr 421.552 r, 1491041, 0.00000e+000, 8.96139e-001, -5.41562e-003, 14 Aug 2008
L70791-01 - 2, Ti 337.280 r, 10024592, 0.00000e+000, 7.88459e+000, 3.42316e-003, 14 Aug 2008
L70791-01 - 2, Ti 334.941 r, 22763007, 0.00000e+000, 3.38057e+000, -9.46453e-003, 14 Aug 2008
L70791-01 - 2, Tl 190.864 r, -758, 0.00000e+000, 9.96761e+002, 3.90553e-002, 14 Aug 2008  23:3
L70791-01 - 2, V 292.401 r, 188551, 0.00000e+000, 1.53773e+001, 1.68431e-003, 14 Aug 2008  23:
L70791-01 - 2, Zn 213.856 r, 66245, 0.00000e+000, 4.03353e+001, -1.12349e-002, 14 Aug 2008  23
L70791-01 - 2, Zn 206.200 r, 33415, 0.00000e+000, 7.63690e+001, 1.21058e-003, 14 Aug 2008  23:
L70791-01 - 2, Y 371.030 r, 5799857, 0.00000e+000, 0.00000e+000, 1.00000e+000, 14 Aug 2008  23
L70791-02 - 1, Ag 328.068 r, -6667, 0.00000e+000, 3.26165e+001, -2.13588e-002, 14 Aug 2008  23
L70791-02 - 1, Al 396.152 r, 7500538, 0.00000e+000, 7.04909e+001, 1.31090e-002, 14 Aug 2008  2
L70791-02 - 1, As 189.042 r, 78, 0.00000e+000, 1.91967e+003, -1.77418e-002, 14 Aug 2008  23:34
L70791-02 - 1, B 249.677 r, -9100, 0.00000e+000, 6.52452e+001, 5.38255e-003, 14 Aug 2008  23:3
L70791-02 - 1, Ba 493.409 r, 5399810, 0.00000e+000, 2.69848e+000, -4.44945e-002, 14 Aug 2008
L70791-02 - 1, Be 234.861 r, 9956, 0.00000e+000, 3.06788e+000, 5.21120e-003, 14 Aug 2008  23:3
L70791-02 - 1, Bi 223.061 r, -11430, 0.00000e+000, 6.74850e+002, 4.12001e-002, 14 Aug 2008  23
L70791-02 - 1, Ca 315.887 r, 8436872, 0.00000e+000, 3.31516e+001, -1.91147e-001, 14 Aug 2008
```

```
L70791-02 - 1, Cd 214.441 r, -254, 0.00000e+000, 4.78490e+001, 3.45935e-003, 14 Aug 2008  23:3
L70791-02 - 1, Co 228.615 r, 3919, 0.00000e+000, 1.05805e+002, 2.30051e-005, 14 Aug 2008  23:3
L70791-02 - 1, Cr 267.716 r, 2234, 0.00000e+000, 7.48820e+001, 7.68128e-003, 14 Aug 2008  23:3
L70791-02 - 1, Cr 205.552 r, 1294, 0.00000e+000, 1.07054e+002, 2.31864e-003, 14 Aug 2008  23:3
L70791-02 - 1, Cu 324.754 r, 2187485, 0.00000e+000, 1.32830e+001, -1.56844e-002, 14 Aug 2008
L70791-02 - 1, Fe 240.489 r, 10866747, 0.00000e+000, 6.77945e+001, 4.07940e-003, 14 Aug 2008
L70791-02 - 1, Fe 259.940 r, 25527409, 0.00000e+000, 2.78471e+001, 1.25330e-003, 14 Aug 2008
L70791-02 - 1, Ga 294.364 r, -621, 0.00000e+000, 5.07274e+002, 1.11443e-001, 14 Aug 2008  23:3
L70791-02 - 1, K 766.491 r, 1426037, 0.00000e+000, 1.49853e+002, -1.11352e-001, 14 Aug 2008  2
L70791-02 - 1, Li 670.784 r, 67800, 0.00000e+000, 9.51403e+000, -1.03762e-004, 14 Aug 2008  23
L70791-02 - 1, Mg 279.078 r, 933285, 0.00000e+000, 3.36432e+002, -9.90183e-003, 14 Aug 2008  2
L70791-02 - 1, Mn 257.610 r, 1029063, 0.00000e+000, 1.00364e+001, 1.08603e-004, 14 Aug 2008  2
L70791-02 - 1, Mo 202.030 r, 2966, 0.00000e+000, 1.71101e+002, -8.27067e-003, 14 Aug 2008  23:
L70791-02 - 1, Na 330.237 r, 9722, 0.00000e+000, 7.98420e+003, -2.15032e+001, 14 Aug 2008  23:
L70791-02 - 1, Na 589.592 r, 132043, 0.00000e+000, 5.15281e+001, -1.20155e-001, 14 Aug 2008  2
L70791-02 - 1, Ni 221.648 r, 13484, 0.00000e+000, 1.05982e+002, 7.78567e-003, 14 Aug 2008  23:
L70791-02 - 1, Ni 231.604 r, 2887, 0.00000e+000, 1.35095e+002, -1.84379e-002, 14 Aug 2008  23:
L70791-02 - 1, Pb 220.353 r, 1312, 0.00000e+000, 5.02300e+002, 4.30537e-003, 14 Aug 2008  23:3
L70791-02 - 1, Sb 206.833 r, 208, 0.00000e+000, 7.74637e+002, -9.88717e-003, 14 Aug 2008  23:3
L70791-02 - 1, Sb 217.581 r, -72, 0.00000e+000, 9.89729e+002, 8.99887e-002, 14 Aug 2008  23:34
L70791-02 - 1, Sc 361.383 r, 89918, 0.00000e+000, 2.06374e+000, -3.36362e-003, 14 Aug 2008  23
L70791-02 - 1, Sc 357.253 r, 260795, 0.00000e+000, 2.84109e+000, -9.57627e-002, 14 Aug 2008  2
L70791-02 - 1, Se 196.090 r, -373, 0.00000e+000, 2.51043e+003, -5.85285e-003, 14 Aug 2008  23:
L70791-02 - 1, Si 251.611 r, 547720, 0.00000e+000, 1.52537e+002, 4.54814e-003, 14 Aug 2008  23
L70791-02 - 1, Sn 189.991 r, 735, 0.00000e+000, 5.72020e+002, 8.41794e-003, 14 Aug 2008  23:34
L70791-02 - 1, Sr 421.552 r, 1955393, 0.00000e+000, 8.96139e-001, -5.41562e-003, 14 Aug 2008
L70791-02 - 1, Ti 337.280 r, 7470433, 0.00000e+000, 7.88459e+000, 3.42316e-003, 14 Aug 2008  2
L70791-02 - 1, Ti 334.941 r, 17063850, 0.00000e+000, 3.38057e+000, -9.46453e-003, 14 Aug 2008
L70791-02 - 1, Tl 190.864 r, -755, 0.00000e+000, 9.96761e+002, 3.90553e-002, 14 Aug 2008  23:3
L70791-02 - 1, V 292.401 r, 127113, 0.00000e+000, 1.53773e+001, 1.68431e-003, 14 Aug 2008  23:
L70791-02 - 1, Zn 213.856 r, 45824, 0.00000e+000, 4.03353e+001, -1.12349e-002, 14 Aug 2008  23
L70791-02 - 1, Zn 206.200 r, 22833, 0.00000e+000, 7.63690e+001, 1.21058e-003, 14 Aug 2008  23:
L70791-02 - 1, Y 371.030 r, 5812746, 0.00000e+000, 0.00000e+000, 1.00000e+000, 14 Aug 2008  23
L70791-02 - 2, Ag 328.068 r, -7788, 0.00000e+000, 3.26165e+001, -2.13588e-002, 14 Aug 2008  23
L70791-02 - 2, Al 396.152 r, 7440102, 0.00000e+000, 7.04909e+001, 1.31090e-002, 14 Aug 2008  2
L70791-02 - 2, As 189.042 r, 194, 0.00000e+000, 1.91967e+003, -1.77418e-002, 14 Aug 2008  23:3
L70791-02 - 2, B 249.677 r, -9194, 0.00000e+000, 6.52452e+001, 5.38255e-003, 14 Aug 2008  23:3
L70791-02 - 2, Ba 493.409 r, 5359547, 0.00000e+000, 2.69848e+000, -4.44945e-002, 14 Aug 2008
L70791-02 - 2, Be 234.861 r, 9902, 0.00000e+000, 3.06788e+000, 5.21120e-003, 14 Aug 2008  23:3
L70791-02 - 2, Bi 223.061 r, -11551, 0.00000e+000, 6.74850e+002, 4.12001e-002, 14 Aug 2008  23
L70791-02 - 2, Ca 315.887 r, 8331866, 0.00000e+000, 3.31516e+001, -1.91147e-001, 14 Aug 2008
L70791-02 - 2, Cd 214.441 r, -295, 0.00000e+000, 4.78490e+001, 3.45935e-003, 14 Aug 2008  23:3
L70791-02 - 2, Co 228.615 r, 3782, 0.00000e+000, 1.05805e+002, 2.30051e-005, 14 Aug 2008  23:3
L70791-02 - 2, Cr 267.716 r, 1963, 0.00000e+000, 7.48820e+001, 7.68128e-003, 14 Aug 2008  23:3
L70791-02 - 2, Cr 205.552 r, 1297, 0.00000e+000, 1.07054e+002, 2.31864e-003, 14 Aug 2008  23:3
L70791-02 - 2, Cu 324.754 r, 2171789, 0.00000e+000, 1.32830e+001, -1.56844e-002, 14 Aug 2008
L70791-02 - 2, Fe 240.489 r, 10776221, 0.00000e+000, 6.77945e+001, 4.07940e-003, 14 Aug 2008
L70791-02 - 2, Fe 259.940 r, 25344079, 0.00000e+000, 2.78471e+001, 1.25330e-003, 14 Aug 2008
L70791-02 - 2, Ga 294.364 r, -487, 0.00000e+000, 5.07274e+002, 1.11443e-001, 14 Aug 2008  23:3
L70791-02 - 2, K 766.491 r, 1417066, 0.00000e+000, 1.49853e+002, -1.11352e-001, 14 Aug 2008  2
L70791-02 - 2, Li 670.784 r, 68354, 0.00000e+000, 9.51403e+000, -1.03762e-004, 14 Aug 2008  23
L70791-02 - 2, Mg 279.078 r, 926544, 0.00000e+000, 3.36432e+002, -9.90183e-003, 14 Aug 2008  2
L70791-02 - 2, Mn 257.610 r, 1023920, 0.00000e+000, 1.00364e+001, 1.08603e-004, 14 Aug 2008  2
L70791-02 - 2, Mo 202.030 r, 3025, 0.00000e+000, 1.71101e+002, -8.27067e-003, 14 Aug 2008  23:
L70791-02 - 2, Na 330.237 r, 8331, 0.00000e+000, 7.98420e+003, -2.15032e+001, 14 Aug 2008  23:
L70791-02 - 2, Na 589.592 r, 131207, 0.00000e+000, 5.15281e+001, -1.20155e-001, 14 Aug 2008  2
L70791-02 - 2, Ni 221.648 r, 13574, 0.00000e+000, 1.05982e+002, 7.78567e-003, 14 Aug 2008  23:
L70791-02 - 2, Ni 231.604 r, 2871, 0.00000e+000, 1.35095e+002, -1.84379e-002, 14 Aug 2008  23:
L70791-02 - 2, Pb 220.353 r, 1245, 0.00000e+000, 5.02300e+002, 4.30537e-003, 14 Aug 2008  23:3
L70791-02 - 2, Sb 206.833 r, 352, 0.00000e+000, 7.74637e+002, -9.88717e-003, 14 Aug 2008  23:3
```

```
L70791-02 - 2, Sb 217.581 r, -443, 0.00000e+000, 9.89729e+002, 8.99887e-002, 14 Aug 2008  23:3
L70791-02 - 2, Sc 361.383 r, 90407, 0.00000e+000, 2.06374e+000, -3.36362e-003, 14 Aug 2008  23
L70791-02 - 2, Sc 357.253 r, 260494, 0.00000e+000, 2.84109e+000, -9.57627e-002, 14 Aug 2008  2
L70791-02 - 2, Se 196.090 r, -307, 0.00000e+000, 2.51043e+003, -5.85285e-003, 14 Aug 2008  23:
L70791-02 - 2, Si 251.611 r, 544675, 0.00000e+000, 1.52537e+002, 4.54814e-003, 14 Aug 2008  23
L70791-02 - 2, Sn 189.991 r, 794, 0.00000e+000, 5.72020e+002, 8.41794e-003, 14 Aug 2008  23:34
L70791-02 - 2, Sr 421.552 r, 1940901, 0.00000e+000, 8.96139e-001, -5.41562e-003, 14 Aug 2008
L70791-02 - 2, Ti 337.280 r, 7406003, 0.00000e+000, 7.88459e+000, 3.42316e-003, 14 Aug 2008  2
L70791-02 - 2, Ti 334.941 r, 16859313, 0.00000e+000, 3.38057e+000, -9.46453e-003, 14 Aug 2008
L70791-02 - 2, Tl 190.864 r, -647, 0.00000e+000, 9.96761e+002, 3.90553e-002, 14 Aug 2008  23:3
L70791-02 - 2, V 292.401 r, 125477, 0.00000e+000, 1.53773e+001, 1.68431e-003, 14 Aug 2008  23:
L70791-02 - 2, Zn 213.856 r, 45586, 0.00000e+000, 4.03353e+001, -1.12349e-002, 14 Aug 2008  23
L70791-02 - 2, Zn 206.200 r, 22639, 0.00000e+000, 7.63690e+001, 1.21058e-003, 14 Aug 2008  23:
L70791-02 - 2, Y 371.030 r, 5743369, 0.00000e+000, 0.00000e+000, 1.00000e+000, 14 Aug 2008  23
L70791-03 - 1, Ag 328.068 r, -14215, 0.00000e+000, 3.26165e+001, -2.13588e-002, 14 Aug 2008  2
L70791-03 - 1, Al 396.152 r, 18262695, 0.00000e+000, 7.04909e+001, 1.31090e-002, 14 Aug 2008
L70791-03 - 1, As 189.042 r, 179, 0.00000e+000, 1.91967e+003, -1.77418e-002, 14 Aug 2008  23:3
L70791-03 - 1, B 249.677 r, -16687, 0.00000e+000, 6.52452e+001, 5.38255e-003, 14 Aug 2008  23:
L70791-03 - 1, Ba 493.409 r, 2939625, 0.00000e+000, 2.69848e+000, -4.44945e-002, 14 Aug 2008
L70791-03 - 1, Be 234.861 r, 25071, 0.00000e+000, 3.06788e+000, 5.21120e-003, 14 Aug 2008  23:
L70791-03 - 1, Bi 223.061 r, -11707, 0.00000e+000, 6.74850e+002, 4.12001e-002, 14 Aug 2008  23
L70791-03 - 1, Ca 315.887 r, 7496284, 0.00000e+000, 3.31516e+001, -1.91147e-001, 14 Aug 2008
L70791-03 - 1, Cd 214.441 r, -708, 0.00000e+000, 4.78490e+001, 3.45935e-003, 14 Aug 2008  23:3
L70791-03 - 1, Co 228.615 r, 5578, 0.00000e+000, 1.05805e+002, 2.30051e-005, 14 Aug 2008  23:3
L70791-03 - 1, Cr 267.716 r, 5111, 0.00000e+000, 7.48820e+001, 7.68128e-003, 14 Aug 2008  23:3
L70791-03 - 1, Cr 205.552 r, 3053, 0.00000e+000, 1.07054e+002, 2.31864e-003, 14 Aug 2008  23:3
L70791-03 - 1, Cu 324.754 r, 1870589, 0.00000e+000, 1.32830e+001, -1.56844e-002, 14 Aug 2008
L70791-03 - 1, Fe 240.489 r, 18383849, 0.00000e+000, 6.77945e+001, 4.07940e-003, 14 Aug 2008
L70791-03 - 1, Fe 259.940 r, 42179019, 0.00000e+000, 2.78471e+001, 1.25330e-003, 14 Aug 2008
L70791-03 - 1, Ga 294.364 r, -157, 0.00000e+000, 5.07274e+002, 1.11443e-001, 14 Aug 2008  23:3
L70791-03 - 1, K 766.491 r, 972110, 0.00000e+000, 1.49853e+002, -1.11352e-001, 14 Aug 2008  23
L70791-03 - 1, Li 670.784 r, 97509, 0.00000e+000, 9.51403e+000, -1.03762e-004, 14 Aug 2008  23
L70791-03 - 1, Mg 279.078 r, 862256, 0.00000e+000, 3.36432e+002, -9.90183e-003, 14 Aug 2008  2
L70791-03 - 1, Mn 257.610 r, 1746378, 0.00000e+000, 1.00364e+001, 1.08603e-004, 14 Aug 2008  2
L70791-03 - 1, Mo 202.030 r, 14051, 0.00000e+000, 1.71101e+002, -8.27067e-003, 14 Aug 2008  23
L70791-03 - 1, Na 330.237 r, 9524, 0.00000e+000, 7.98420e+003, -2.15032e+001, 14 Aug 2008  23:
L70791-03 - 1, Na 589.592 r, 107708, 0.00000e+000, 5.15281e+001, -1.20155e-001, 14 Aug 2008  2
L70791-03 - 1, Ni 221.648 r, 19723, 0.00000e+000, 1.05982e+002, 7.78567e-003, 14 Aug 2008  23:
L70791-03 - 1, Ni 231.604 r, 4269, 0.00000e+000, 1.35095e+002, -1.84379e-002, 14 Aug 2008  23:
L70791-03 - 1, Pb 220.353 r, 2477, 0.00000e+000, 5.02300e+002, 4.30537e-003, 14 Aug 2008  23:3
L70791-03 - 1, Sb 206.833 r, 293, 0.00000e+000, 7.74637e+002, -9.88717e-003, 14 Aug 2008  23:3
L70791-03 - 1, Sb 217.581 r, -52, 0.00000e+000, 9.89729e+002, 8.99887e-002, 14 Aug 2008  23:37
L70791-03 - 1, Sc 361.383 r, 90572, 0.00000e+000, 2.06374e+000, -3.36362e-003, 14 Aug 2008  23
L70791-03 - 1, Sc 357.253 r, 262482, 0.00000e+000, 2.84109e+000, -9.57627e-002, 14 Aug 2008  2
L70791-03 - 1, Se 196.090 r, -533, 0.00000e+000, 2.51043e+003, -5.85285e-003, 14 Aug 2008  23:
L70791-03 - 1, Si 251.611 r, 761716, 0.00000e+000, 1.52537e+002, 4.54814e-003, 14 Aug 2008  23
L70791-03 - 1, Sn 189.991 r, 963, 0.00000e+000, 5.72020e+002, 8.41794e-003, 14 Aug 2008  23:37
L70791-03 - 1, Sr 421.552 r, 2399192, 0.00000e+000, 8.96139e-001, -5.41562e-003, 14 Aug 2008
L70791-03 - 1, Ti 337.280 r, 7539196, 0.00000e+000, 7.88459e+000, 3.42316e-003, 14 Aug 2008  2
L70791-03 - 1, Ti 334.941 r, 17156573, 0.00000e+000, 3.38057e+000, -9.46453e-003, 14 Aug 2008
L70791-03 - 1, Tl 190.864 r, -677, 0.00000e+000, 9.96761e+002, 3.90553e-002, 14 Aug 2008  23:3
L70791-03 - 1, V 292.401 r, 217079, 0.00000e+000, 1.53773e+001, 1.68431e-003, 14 Aug 2008  23:
L70791-03 - 1, Zn 213.856 r, 66096, 0.00000e+000, 4.03353e+001, -1.12349e-002, 14 Aug 2008  23
L70791-03 - 1, Zn 206.200 r, 33122, 0.00000e+000, 7.63690e+001, 1.21058e-003, 14 Aug 2008  23:
L70791-03 - 1, Y 371.030 r, 5711349, 0.00000e+000, 0.00000e+000, 1.00000e+000, 14 Aug 2008  23
L70791-03 - 2, Ag 328.068 r, -13802, 0.00000e+000, 3.26165e+001, -2.13588e-002, 14 Aug 2008  2
L70791-03 - 2, Al 396.152 r, 18428434, 0.00000e+000, 7.04909e+001, 1.31090e-002, 14 Aug 2008
L70791-03 - 2, As 189.042 r, 190, 0.00000e+000, 1.91967e+003, -1.77418e-002, 14 Aug 2008  23:3
L70791-03 - 2, B 249.677 r, -16639, 0.00000e+000, 6.52452e+001, 5.38255e-003, 14 Aug 2008  23:
L70791-03 - 2, Ba 493.409 r, 2958681, 0.00000e+000, 2.69848e+000, -4.44945e-002, 14 Aug 2008
```

```
L70791-03 - 2, Be 234.861 r, 25486, 0.00000e+000, 3.06788e+000, 5.21120e-003, 14 Aug 2008  23:
L70791-03 - 2, Bi 223.061 r, -11982, 0.00000e+000, 6.74850e+002, 4.12001e-002, 14 Aug 2008  23
L70791-03 - 2, Ca 315.887 r, 7499878, 0.00000e+000, 3.31516e+001, -1.91147e-001, 14 Aug 2008
L70791-03 - 2, Cd 214.441 r, -1016, 0.00000e+000, 4.78490e+001, 3.45935e-003, 14 Aug 2008  23:
L70791-03 - 2, Co 228.615 r, 5820, 0.00000e+000, 1.05805e+002, 2.30051e-005, 14 Aug 2008  23:3
L70791-03 - 2, Cr 267.716 r, 5685, 0.00000e+000, 7.48820e+001, 7.68128e-003, 14 Aug 2008  23:3
L70791-03 - 2, Cr 205.552 r, 3225, 0.00000e+000, 1.07054e+002, 2.31864e-003, 14 Aug 2008  23:3
L70791-03 - 2, Cu 324.754 r, 1891906, 0.00000e+000, 1.32830e+001, -1.56844e-002, 14 Aug 2008
L70791-03 - 2, Fe 240.489 r, 18502644, 0.00000e+000, 6.77945e+001, 4.07940e-003, 14 Aug 2008
L70791-03 - 2, Fe 259.940 r, 42367152, 0.00000e+000, 2.78471e+001, 1.25330e-003, 14 Aug 2008
L70791-03 - 2, Ga 294.364 r, 185, 0.00000e+000, 5.07274e+002, 1.11443e-001, 14 Aug 2008  23:37
L70791-03 - 2, K 766.491 r, 973187, 0.00000e+000, 1.49853e+002, -1.11352e-001, 14 Aug 2008  23
L70791-03 - 2, Li 670.784 r, 99341, 0.00000e+000, 9.51403e+000, -1.03762e-004, 14 Aug 2008  23
L70791-03 - 2, Mg 279.078 r, 870192, 0.00000e+000, 3.36432e+002, -9.90183e-003, 14 Aug 2008  2
L70791-03 - 2, Mn 257.610 r, 1761267, 0.00000e+000, 1.00364e+001, 1.08603e-004, 14 Aug 2008  2
L70791-03 - 2, Mo 202.030 r, 14568, 0.00000e+000, 1.71101e+002, -8.27067e-003, 14 Aug 2008  23
L70791-03 - 2, Na 330.237 r, 9710, 0.00000e+000, 7.98420e+003, -2.15032e+001, 14 Aug 2008  23:
L70791-03 - 2, Na 589.592 r, 108508, 0.00000e+000, 5.15281e+001, -1.20155e-001, 14 Aug 2008  2
L70791-03 - 2, Ni 221.648 r, 19941, 0.00000e+000, 1.05982e+002, 7.78567e-003, 14 Aug 2008  23:
L70791-03 - 2, Ni 231.604 r, 4231, 0.00000e+000, 1.35095e+002, -1.84379e-002, 14 Aug 2008  23:
L70791-03 - 2, Pb 220.353 r, 2464, 0.00000e+000, 5.02300e+002, 4.30537e-003, 14 Aug 2008  23:3
L70791-03 - 2, Sb 206.833 r, 265, 0.00000e+000, 7.74637e+002, -9.88717e-003, 14 Aug 2008  23:3
L70791-03 - 2, Sb 217.581 r, 17, 0.00000e+000, 9.89729e+002, 8.99887e-002, 14 Aug 2008  23:37:
L70791-03 - 2, Sc 361.383 r, 91402, 0.00000e+000, 2.06374e+000, -3.36362e-003, 14 Aug 2008  23
L70791-03 - 2, Sc 357.253 r, 262366, 0.00000e+000, 2.84109e+000, -9.57627e-002, 14 Aug 2008  2
L70791-03 - 2, Se 196.090 r, -594, 0.00000e+000, 2.51043e+003, -5.85285e-003, 14 Aug 2008  23:
L70791-03 - 2, Si 251.611 r, 767753, 0.00000e+000, 1.52537e+002, 4.54814e-003, 14 Aug 2008  23
L70791-03 - 2, Sn 189.991 r, 1000, 0.00000e+000, 5.72020e+002, 8.41794e-003, 14 Aug 2008  23:3
L70791-03 - 2, Sr 421.552 r, 2409508, 0.00000e+000, 8.96139e-001, -5.41562e-003, 14 Aug 2008
L70791-03 - 2, Ti 337.280 r, 7556548, 0.00000e+000, 7.88459e+000, 3.42316e-003, 14 Aug 2008  2
L70791-03 - 2, Ti 334.941 r, 17286834, 0.00000e+000, 3.38057e+000, -9.46453e-003, 14 Aug 2008
L70791-03 - 2, Tl 190.864 r, -722, 0.00000e+000, 9.96761e+002, 3.90553e-002, 14 Aug 2008  23:3
L70791-03 - 2, V 292.401 r, 220202, 0.00000e+000, 1.53773e+001, 1.68431e-003, 14 Aug 2008  23:
L70791-03 - 2, Zn 213.856 r, 66097, 0.00000e+000, 4.03353e+001, -1.12349e-002, 14 Aug 2008  23
L70791-03 - 2, Zn 206.200 r, 33397, 0.00000e+000, 7.63690e+001, 1.21058e-003, 14 Aug 2008  23:
L70791-03 - 2, Y 371.030 r, 5722974, 0.00000e+000, 0.00000e+000, 1.00000e+000, 14 Aug 2008  23
L70791-04 - 1, Ag 328.068 r, -12872, 0.00000e+000, 3.26165e+001, -2.13588e-002, 14 Aug 2008  2
L70791-04 - 1, Al 396.152 r, 10306038, 0.00000e+000, 7.04909e+001, 1.31090e-002, 14 Aug 2008
L70791-04 - 1, As 189.042 r, 180, 0.00000e+000, 1.91967e+003, -1.77418e-002, 14 Aug 2008  23:4
L70791-04 - 1, B 249.677 r, -13459, 0.00000e+000, 6.52452e+001, 5.38255e-003, 14 Aug 2008  23:
L70791-04 - 1, Ba 493.409 r, 3660332, 0.00000e+000, 2.69848e+000, -4.44945e-002, 14 Aug 2008
L70791-04 - 1, Be 234.861 r, 13994, 0.00000e+000, 3.06788e+000, 5.21120e-003, 14 Aug 2008  23:
L70791-04 - 1, Bi 223.061 r, -22805, 0.00000e+000, 6.74850e+002, 4.12001e-002, 14 Aug 2008  23
L70791-04 - 1, Ca 315.887 r, 6231770, 0.00000e+000, 3.31516e+001, -1.91147e-001, 14 Aug 2008
L70791-04 - 1, Cd 214.441 r, -248, 0.00000e+000, 4.78490e+001, 3.45935e-003, 14 Aug 2008  23:4
L70791-04 - 1, Co 228.615 r, 7646, 0.00000e+000, 1.05805e+002, 2.30051e-005, 14 Aug 2008  23:4
L70791-04 - 1, Cr 267.716 r, 3211, 0.00000e+000, 7.48820e+001, 7.68128e-003, 14 Aug 2008  23:4
L70791-04 - 1, Cr 205.552 r, 1470, 0.00000e+000, 1.07054e+002, 2.31864e-003, 14 Aug 2008  23:4
L70791-04 - 1, Cu 324.754 r, 794194, 0.00000e+000, 1.32830e+001, -1.56844e-002, 14 Aug 2008  2
L70791-04 - 1, Fe 240.489 r, 14535813, 0.00000e+000, 6.77945e+001, 4.07940e-003, 14 Aug 2008
L70791-04 - 1, Fe 259.940 r, 33608508, 0.00000e+000, 2.78471e+001, 1.25330e-003, 14 Aug 2008
L70791-04 - 1, Ga 294.364 r, -377, 0.00000e+000, 5.07274e+002, 1.11443e-001, 14 Aug 2008  23:4
L70791-04 - 1, K 766.491 r, 1567745, 0.00000e+000, 1.49853e+002, -1.11352e-001, 14 Aug 2008  2
L70791-04 - 1, Li 670.784 r, 79705, 0.00000e+000, 9.51403e+000, -1.03762e-004, 14 Aug 2008  23
L70791-04 - 1, Mg 279.078 r, 1344941, 0.00000e+000, 3.36432e+002, -9.90183e-003, 14 Aug 2008
L70791-04 - 1, Mn 257.610 r, 2013536, 0.00000e+000, 1.00364e+001, 1.08603e-004, 14 Aug 2008  2
L70791-04 - 1, Mo 202.030 r, 897, 0.00000e+000, 1.71101e+002, -8.27067e-003, 14 Aug 2008  23:4
L70791-04 - 1, Na 330.237 r, 8714, 0.00000e+000, 7.98420e+003, -2.15032e+001, 14 Aug 2008  23:
L70791-04 - 1, Na 589.592 r, 119003, 0.00000e+000, 5.15281e+001, -1.20155e-001, 14 Aug 2008  2
L70791-04 - 1, Ni 221.648 r, 18793, 0.00000e+000, 1.05982e+002, 7.78567e-003, 14 Aug 2008  23:
```

```
L70791-04 - 1, Ni 231.604 r, 4727, 0.00000e+000, 1.35095e+002, -1.84379e-002, 14 Aug 2008  23:
L70791-04 - 1, Pb 220.353 r, 1506, 0.00000e+000, 5.02300e+002, 4.30537e-003, 14 Aug 2008  23:4
L70791-04 - 1, Sb 206.833 r, 535, 0.00000e+000, 7.74637e+002, -9.88717e-003, 14 Aug 2008  23:4
L70791-04 - 1, Sb 217.581 r, -315, 0.00000e+000, 9.89729e+002, 8.99887e-002, 14 Aug 2008  23:4
L70791-04 - 1, Sc 361.383 r, 68573, 0.00000e+000, 2.06374e+000, -3.36362e-003, 14 Aug 2008  23
L70791-04 - 1, Sc 357.253 r, 245691, 0.00000e+000, 2.84109e+000, -9.57627e-002, 14 Aug 2008  2
L70791-04 - 1, Se 196.090 r, -564, 0.00000e+000, 2.51043e+003, -5.85285e-003, 14 Aug 2008  23:
L70791-04 - 1, Si 251.611 r, 680006, 0.00000e+000, 1.52537e+002, 4.54814e-003, 14 Aug 2008  23
L70791-04 - 1, Sn 189.991 r, 1062, 0.00000e+000, 5.72020e+002, 8.41794e-003, 14 Aug 2008  23:4
L70791-04 - 1, Sr 421.552 r, 1641228, 0.00000e+000, 8.96139e-001, -5.41562e-003, 14 Aug 2008
L70791-04 - 1, Ti 337.280 r, 14595785, 0.00000e+000, 7.88459e+000, 3.42316e-003, 14 Aug 2008
L70791-04 - 1, Ti 334.941 r, 32863765, 0.00000e+000, 3.38057e+000, -9.46453e-003, 14 Aug 2008
L70791-04 - 1, Tl 190.864 r, -1039, 0.00000e+000, 9.96761e+002, 3.90553e-002, 14 Aug 2008  23:
L70791-04 - 1, V 292.401 r, 178991, 0.00000e+000, 1.53773e+001, 1.68431e-003, 14 Aug 2008  23:
L70791-04 - 1, Zn 213.856 r, 71134, 0.00000e+000, 4.03353e+001, -1.12349e-002, 14 Aug 2008  23
L70791-04 - 1, Zn 206.200 r, 35851, 0.00000e+000, 7.63690e+001, 1.21058e-003, 14 Aug 2008  23:
L70791-04 - 1, Y 371.030 r, 5846990, 0.00000e+000, 0.00000e+000, 1.00000e+000, 14 Aug 2008  23
L70791-04 - 2, Ag 328.068 r, -12713, 0.00000e+000, 3.26165e+001, -2.13588e-002, 14 Aug 2008  2
L70791-04 - 2, Al 396.152 r, 10422446, 0.00000e+000, 7.04909e+001, 1.31090e-002, 14 Aug 2008
L70791-04 - 2, As 189.042 r, 124, 0.00000e+000, 1.91967e+003, -1.77418e-002, 14 Aug 2008  23:4
L70791-04 - 2, B 249.677 r, -13616, 0.00000e+000, 6.52452e+001, 5.38255e-003, 14 Aug 2008  23:
L70791-04 - 2, Ba 493.409 r, 3691891, 0.00000e+000, 2.69848e+000, -4.44945e-002, 14 Aug 2008
L70791-04 - 2, Be 234.861 r, 14252, 0.00000e+000, 3.06788e+000, 5.21120e-003, 14 Aug 2008  23:
L70791-04 - 2, Bi 223.061 r, -23032, 0.00000e+000, 6.74850e+002, 4.12001e-002, 14 Aug 2008  23
L70791-04 - 2, Ca 315.887 r, 6324241, 0.00000e+000, 3.31516e+001, -1.91147e-001, 14 Aug 2008
L70791-04 - 2, Cd 214.441 r, -241, 0.00000e+000, 4.78490e+001, 3.45935e-003, 14 Aug 2008  23:4
L70791-04 - 2, Co 228.615 r, 7737, 0.00000e+000, 1.05805e+002, 2.30051e-005, 14 Aug 2008  23:4
L70791-04 - 2, Cr 267.716 r, 2892, 0.00000e+000, 7.48820e+001, 7.68128e-003, 14 Aug 2008  23:4
L70791-04 - 2, Cr 205.552 r, 1554, 0.00000e+000, 1.07054e+002, 2.31864e-003, 14 Aug 2008  23:4
L70791-04 - 2, Cu 324.754 r, 802481, 0.00000e+000, 1.32830e+001, -1.56844e-002, 14 Aug 2008  2
L70791-04 - 2, Fe 240.489 r, 14709256, 0.00000e+000, 6.77945e+001, 4.07940e-003, 14 Aug 2008
L70791-04 - 2, Fe 259.940 r, 34151084, 0.00000e+000, 2.78471e+001, 1.25330e-003, 14 Aug 2008
L70791-04 - 2, Ga 294.364 r, 233, 0.00000e+000, 5.07274e+002, 1.11443e-001, 14 Aug 2008  23:40
L70791-04 - 2, K 766.491 r, 1593372, 0.00000e+000, 1.49853e+002, -1.11352e-001, 14 Aug 2008  2
L70791-04 - 2, Li 670.784 r, 84165, 0.00000e+000, 9.51403e+000, -1.03762e-004, 14 Aug 2008  23
L70791-04 - 2, Mg 279.078 r, 1367969, 0.00000e+000, 3.36432e+002, -9.90183e-003, 14 Aug 2008
L70791-04 - 2, Mn 257.610 r, 2040605, 0.00000e+000, 1.00364e+001, 1.08603e-004, 14 Aug 2008  2
L70791-04 - 2, Mo 202.030 r, 1042, 0.00000e+000, 1.71101e+002, -8.27067e-003, 14 Aug 2008  23:
L70791-04 - 2, Na 330.237 r, 8536, 0.00000e+000, 7.98420e+003, -2.15032e+001, 14 Aug 2008  23:
L70791-04 - 2, Na 589.592 r, 118862, 0.00000e+000, 5.15281e+001, -1.20155e-001, 14 Aug 2008  2
L70791-04 - 2, Ni 221.648 r, 18819, 0.00000e+000, 1.05982e+002, 7.78567e-003, 14 Aug 2008  23:
L70791-04 - 2, Ni 231.604 r, 4999, 0.00000e+000, 1.35095e+002, -1.84379e-002, 14 Aug 2008  23:
L70791-04 - 2, Pb 220.353 r, 1371, 0.00000e+000, 5.02300e+002, 4.30537e-003, 14 Aug 2008  23:4
L70791-04 - 2, Sb 206.833 r, 332, 0.00000e+000, 7.74637e+002, -9.88717e-003, 14 Aug 2008  23:4
L70791-04 - 2, Sb 217.581 r, -113, 0.00000e+000, 9.89729e+002, 8.99887e-002, 14 Aug 2008  23:4
L70791-04 - 2, Sc 361.383 r, 68747, 0.00000e+000, 2.06374e+000, -3.36362e-003, 14 Aug 2008  23
L70791-04 - 2, Sc 357.253 r, 248227, 0.00000e+000, 2.84109e+000, -9.57627e-002, 14 Aug 2008  2
L70791-04 - 2, Se 196.090 r, -370, 0.00000e+000, 2.51043e+003, -5.85285e-003, 14 Aug 2008  23:
L70791-04 - 2, Si 251.611 r, 689664, 0.00000e+000, 1.52537e+002, 4.54814e-003, 14 Aug 2008  23
L70791-04 - 2, Sn 189.991 r, 1089, 0.00000e+000, 5.72020e+002, 8.41794e-003, 14 Aug 2008  23:4
L70791-04 - 2, Sr 421.552 r, 1654383, 0.00000e+000, 8.96139e-001, -5.41562e-003, 14 Aug 2008
L70791-04 - 2, Ti 337.280 r, 14711675, 0.00000e+000, 7.88459e+000, 3.42316e-003, 14 Aug 2008
L70791-04 - 2, Ti 334.941 r, 33377002, 0.00000e+000, 3.38057e+000, -9.46453e-003, 14 Aug 2008
L70791-04 - 2, Tl 190.864 r, -1063, 0.00000e+000, 9.96761e+002, 3.90553e-002, 14 Aug 2008  23:
L70791-04 - 2, V 292.401 r, 181868, 0.00000e+000, 1.53773e+001, 1.68431e-003, 14 Aug 2008  23:
L70791-04 - 2, Zn 213.856 r, 72142, 0.00000e+000, 4.03353e+001, -1.12349e-002, 14 Aug 2008  23
L70791-04 - 2, Zn 206.200 r, 36293, 0.00000e+000, 7.63690e+001, 1.21058e-003, 14 Aug 2008  23:
L70791-04 - 2, Y 371.030 r, 5768756, 0.00000e+000, 0.00000e+000, 1.00000e+000, 14 Aug 2008  23
L70791-05 - 1, Ag 328.068 r, -12057, 0.00000e+000, 3.26165e+001, -2.13588e-002, 14 Aug 2008  2
L70791-05 - 1, Al 396.152 r, 12169816, 0.00000e+000, 7.04909e+001, 1.31090e-002, 14 Aug 2008
```

```
L70791-05 - 1, As 189.042 r, 435, 0.00000e+000, 1.91967e+003, -1.77418e-002, 14 Aug 2008  23:4
L70791-05 - 1, B 249.677 r, -14510, 0.00000e+000, 6.52452e+001, 5.38255e-003, 14 Aug 2008  23:
L70791-05 - 1, Ba 493.409 r, 1839516, 0.00000e+000, 2.69848e+000, -4.44945e-002, 14 Aug 2008
L70791-05 - 1, Be 234.861 r, 20653, 0.00000e+000, 3.06788e+000, 5.21120e-003, 14 Aug 2008  23:
L70791-05 - 1, Bi 223.061 r, -7786, 0.00000e+000, 6.74850e+002, 4.12001e-002, 14 Aug 2008  23:
L70791-05 - 1, Ca 315.887 r, 9701127, 0.00000e+000, 3.31516e+001, -1.91147e-001, 14 Aug 2008
L70791-05 - 1, Cd 214.441 r, 41, 0.00000e+000, 4.78490e+001, 3.45935e-003, 14 Aug 2008  23:44:
L70791-05 - 1, Co 228.615 r, 3969, 0.00000e+000, 1.05805e+002, 2.30051e-005, 14 Aug 2008  23:4
L70791-05 - 1, Cr 267.716 r, 5005, 0.00000e+000, 7.48820e+001, 7.68128e-003, 14 Aug 2008  23:4
L70791-05 - 1, Cr 205.552 r, 2917, 0.00000e+000, 1.07054e+002, 2.31864e-003, 14 Aug 2008  23:4
L70791-05 - 1, Cu 324.754 r, 7330258, 0.00000e+000, 1.32830e+001, -1.56844e-002, 14 Aug 2008
L70791-05 - 1, Fe 240.489 r, 17598143, 0.00000e+000, 6.77945e+001, 4.07940e-003, 14 Aug 2008
L70791-05 - 1, Fe 259.940 r, 40465295, 0.00000e+000, 2.78471e+001, 1.25330e-003, 14 Aug 2008
L70791-05 - 1, Ga 294.364 r, -1249, 0.00000e+000, 5.07274e+002, 1.11443e-001, 14 Aug 2008  23:
L70791-05 - 1, K 766.491 r, 1193457, 0.00000e+000, 1.49853e+002, -1.11352e-001, 14 Aug 2008  2
L70791-05 - 1, Li 670.784 r, 72827, 0.00000e+000, 9.51403e+000, -1.03762e-004, 14 Aug 2008  23
L70791-05 - 1, Mg 279.078 r, 650073, 0.00000e+000, 3.36432e+002, -9.90183e-003, 14 Aug 2008  2
L70791-05 - 1, Mn 257.610 r, 988130, 0.00000e+000, 1.00364e+001, 1.08603e-004, 14 Aug 2008  23
L70791-05 - 1, Mo 202.030 r, 80813, 0.00000e+000, 1.71101e+002, -8.27067e-003, 14 Aug 2008  23
L70791-05 - 1, Na 330.237 r, 11574, 0.00000e+000, 7.98420e+003, -2.15032e+001, 14 Aug 2008  23
L70791-05 - 1, Na 589.592 r, 126956, 0.00000e+000, 5.15281e+001, -1.20155e-001, 14 Aug 2008  2
L70791-05 - 1, Ni 221.648 r, 19176, 0.00000e+000, 1.05982e+002, 7.78567e-003, 14 Aug 2008  23:
L70791-05 - 1, Ni 231.604 r, 3224, 0.00000e+000, 1.35095e+002, -1.84379e-002, 14 Aug 2008  23:
L70791-05 - 1, Pb 220.353 r, 5472, 0.00000e+000, 5.02300e+002, 4.30537e-003, 14 Aug 2008  23:4
L70791-05 - 1, Sb 206.833 r, 150, 0.00000e+000, 7.74637e+002, -9.88717e-003, 14 Aug 2008  23:4
L70791-05 - 1, Sb 217.581 r, -395, 0.00000e+000, 9.89729e+002, 8.99887e-002, 14 Aug 2008  23:4
L70791-05 - 1, Sc 361.383 r, 70754, 0.00000e+000, 2.06374e+000, -3.36362e-003, 14 Aug 2008  23
L70791-05 - 1, Sc 357.253 r, 250659, 0.00000e+000, 2.84109e+000, -9.57627e-002, 14 Aug 2008  2
L70791-05 - 1, Se 196.090 r, -490, 0.00000e+000, 2.51043e+003, -5.85285e-003, 14 Aug 2008  23:
L70791-05 - 1, Si 251.611 r, 799402, 0.00000e+000, 1.52537e+002, 4.54814e-003, 14 Aug 2008  23
L70791-05 - 1, Sn 189.991 r, 1088, 0.00000e+000, 5.72020e+002, 8.41794e-003, 14 Aug 2008  23:4
L70791-05 - 1, Sr 421.552 r, 2252984, 0.00000e+000, 8.96139e-001, -5.41562e-003, 14 Aug 2008
L70791-05 - 1, Ti 337.280 r, 5005298, 0.00000e+000, 7.88459e+000, 3.42316e-003, 14 Aug 2008  2
L70791-05 - 1, Ti 334.941 r, 11422788, 0.00000e+000, 3.38057e+000, -9.46453e-003, 14 Aug 2008
L70791-05 - 1, Tl 190.864 r, -544, 0.00000e+000, 9.96761e+002, 3.90553e-002, 14 Aug 2008  23:4
L70791-05 - 1, V 292.401 r, 151472, 0.00000e+000, 1.53773e+001, 1.68431e-003, 14 Aug 2008  23:
L70791-05 - 1, Zn 213.856 r, 134224, 0.00000e+000, 4.03353e+001, -1.12349e-002, 14 Aug 2008  2
L70791-05 - 1, Zn 206.200 r, 72457, 0.00000e+000, 7.63690e+001, 1.21058e-003, 14 Aug 2008  23:
L70791-05 - 1, Y 371.030 r, 5793637, 0.00000e+000, 0.00000e+000, 1.00000e+000, 14 Aug 2008  23
L70791-05 - 2, Ag 328.068 r, -12836, 0.00000e+000, 3.26165e+001, -2.13588e-002, 14 Aug 2008  2
L70791-05 - 2, Al 396.152 r, 12200021, 0.00000e+000, 7.04909e+001, 1.31090e-002, 14 Aug 2008
L70791-05 - 2, As 189.042 r, 398, 0.00000e+000, 1.91967e+003, -1.77418e-002, 14 Aug 2008  23:4
L70791-05 - 2, B 249.677 r, -15030, 0.00000e+000, 6.52452e+001, 5.38255e-003, 14 Aug 2008  23:
L70791-05 - 2, Ba 493.409 r, 1833337, 0.00000e+000, 2.69848e+000, -4.44945e-002, 14 Aug 2008
L70791-05 - 2, Be 234.861 r, 20507, 0.00000e+000, 3.06788e+000, 5.21120e-003, 14 Aug 2008  23:
L70791-05 - 2, Bi 223.061 r, -7952, 0.00000e+000, 6.74850e+002, 4.12001e-002, 14 Aug 2008  23:
L70791-05 - 2, Ca 315.887 r, 9697661, 0.00000e+000, 3.31516e+001, -1.91147e-001, 14 Aug 2008
L70791-05 - 2, Cd 214.441 r, 8, 0.00000e+000, 4.78490e+001, 3.45935e-003, 14 Aug 2008  23:44:2
L70791-05 - 2, Co 228.615 r, 4166, 0.00000e+000, 1.05805e+002, 2.30051e-005, 14 Aug 2008  23:4
L70791-05 - 2, Cr 267.716 r, 4592, 0.00000e+000, 7.48820e+001, 7.68128e-003, 14 Aug 2008  23:4
L70791-05 - 2, Cr 205.552 r, 2864, 0.00000e+000, 1.07054e+002, 2.31864e-003, 14 Aug 2008  23:4
L70791-05 - 2, Cu 324.754 r, 7289320, 0.00000e+000, 1.32830e+001, -1.56844e-002, 14 Aug 2008
L70791-05 - 2, Fe 240.489 r, 17548273, 0.00000e+000, 6.77945e+001, 4.07940e-003, 14 Aug 2008
L70791-05 - 2, Fe 259.940 r, 40309972, 0.00000e+000, 2.78471e+001, 1.25330e-003, 14 Aug 2008
L70791-05 - 2, Ga 294.364 r, -1381, 0.00000e+000, 5.07274e+002, 1.11443e-001, 14 Aug 2008  23:
L70791-05 - 2, K 766.491 r, 1193729, 0.00000e+000, 1.49853e+002, -1.11352e-001, 14 Aug 2008  2
L70791-05 - 2, Li 670.784 r, 69931, 0.00000e+000, 9.51403e+000, -1.03762e-004, 14 Aug 2008  23
L70791-05 - 2, Mg 279.078 r, 648070, 0.00000e+000, 3.36432e+002, -9.90183e-003, 14 Aug 2008  2
L70791-05 - 2, Mn 257.610 r, 986217, 0.00000e+000, 1.00364e+001, 1.08603e-004, 14 Aug 2008  23
L70791-05 - 2, Mo 202.030 r, 81150, 0.00000e+000, 1.71101e+002, -8.27067e-003, 14 Aug 2008  23
```

```
L70791-05 - 2, Na 330.237 r, 11425, 0.00000e+000, 7.98420e+003, -2.15032e+001, 14 Aug 2008  23
L70791-05 - 2, Na 589.592 r, 124792, 0.00000e+000, 5.15281e+001, -1.20155e-001, 14 Aug 2008  2
L70791-05 - 2, Ni 221.648 r, 19380, 0.00000e+000, 1.05982e+002, 7.78567e-003, 14 Aug 2008  23:
L70791-05 - 2, Ni 231.604 r, 2903, 0.00000e+000, 1.35095e+002, -1.84379e-002, 14 Aug 2008  23:
L70791-05 - 2, Pb 220.353 r, 5443, 0.00000e+000, 5.02300e+002, 4.30537e-003, 14 Aug 2008  23:4
L70791-05 - 2, Sb 206.833 r, 83, 0.00000e+000, 7.74637e+002, -9.88717e-003, 14 Aug 2008  23:44
L70791-05 - 2, Sb 217.581 r, -256, 0.00000e+000, 9.89729e+002, 8.99887e-002, 14 Aug 2008  23:4
L70791-05 - 2, Sc 361.383 r, 70739, 0.00000e+000, 2.06374e+000, -3.36362e-003, 14 Aug 2008  23
L70791-05 - 2, Sc 357.253 r, 249560, 0.00000e+000, 2.84109e+000, -9.57627e-002, 14 Aug 2008  2
L70791-05 - 2, Se 196.090 r, -471, 0.00000e+000, 2.51043e+003, -5.85285e-003, 14 Aug 2008  23:
L70791-05 - 2, Si 251.611 r, 798962, 0.00000e+000, 1.52537e+002, 4.54814e-003, 14 Aug 2008  23
L70791-05 - 2, Sn 189.991 r, 1045, 0.00000e+000, 5.72020e+002, 8.41794e-003, 14 Aug 2008  23:4
L70791-05 - 2, Sr 421.552 r, 2251905, 0.00000e+000, 8.96139e-001, -5.41562e-003, 14 Aug 2008
L70791-05 - 2, Ti 337.280 r, 4998711, 0.00000e+000, 7.88459e+000, 3.42316e-003, 14 Aug 2008  2
L70791-05 - 2, Ti 334.941 r, 11424167, 0.00000e+000, 3.38057e+000, -9.46453e-003, 14 Aug 2008
L70791-05 - 2, Tl 190.864 r, -524, 0.00000e+000, 9.96761e+002, 3.90553e-002, 14 Aug 2008  23:4
L70791-05 - 2, V 292.401 r, 151723, 0.00000e+000, 1.53773e+001, 1.68431e-003, 14 Aug 2008  23:
L70791-05 - 2, Zn 213.856 r, 134731, 0.00000e+000, 4.03353e+001, -1.12349e-002, 14 Aug 2008  2
L70791-05 - 2, Zn 206.200 r, 72983, 0.00000e+000, 7.63690e+001, 1.21058e-003, 14 Aug 2008  23:
L70791-05 - 2, Y 371.030 r, 5755789, 0.00000e+000, 0.00000e+000, 1.00000e+000, 14 Aug 2008  23
L70791-06 - 1, Ag 328.068 r, -8972, 0.00000e+000, 3.26165e+001, -2.13588e-002, 14 Aug 2008  23
L70791-06 - 1, Al 396.152 r, 13470609, 0.00000e+000, 7.04909e+001, 1.31090e-002, 14 Aug 2008
L70791-06 - 1, As 189.042 r, 157, 0.00000e+000, 1.91967e+003, -1.77418e-002, 14 Aug 2008  23:4
L70791-06 - 1, B 249.677 r, -9557, 0.00000e+000, 6.52452e+001, 5.38255e-003, 14 Aug 2008  23:4
L70791-06 - 1, Ba 493.409 r, 1153624, 0.00000e+000, 2.69848e+000, -4.44945e-002, 14 Aug 2008
L70791-06 - 1, Be 234.861 r, 20602, 0.00000e+000, 3.06788e+000, 5.21120e-003, 14 Aug 2008  23:
L70791-06 - 1, Bi 223.061 r, -4591, 0.00000e+000, 6.74850e+002, 4.12001e-002, 14 Aug 2008  23:
L70791-06 - 1, Ca 315.887 r, 19276231, 0.00000e+000, 3.31516e+001, -1.91147e-001, 14 Aug 2008
L70791-06 - 1, Cd 214.441 r, -653, 0.00000e+000, 4.78490e+001, 3.45935e-003, 14 Aug 2008  23:4
L70791-06 - 1, Co 228.615 r, 2003, 0.00000e+000, 1.05805e+002, 2.30051e-005, 14 Aug 2008  23:4
L70791-06 - 1, Cr 267.716 r, 3444, 0.00000e+000, 7.48820e+001, 7.68128e-003, 14 Aug 2008  23:4
L70791-06 - 1, Cr 205.552 r, 2365, 0.00000e+000, 1.07054e+002, 2.31864e-003, 14 Aug 2008  23:4
L70791-06 - 1, Cu 324.754 r, 1462249, 0.00000e+000, 1.32830e+001, -1.56844e-002, 14 Aug 2008
L70791-06 - 1, Fe 240.489 r, 12971840, 0.00000e+000, 6.77945e+001, 4.07940e-003, 14 Aug 2008
L70791-06 - 1, Fe 259.940 r, 30300459, 0.00000e+000, 2.78471e+001, 1.25330e-003, 14 Aug 2008
L70791-06 - 1, Ga 294.364 r, -217, 0.00000e+000, 5.07274e+002, 1.11443e-001, 14 Aug 2008  23:4
L70791-06 - 1, K 766.491 r, 876780, 0.00000e+000, 1.49853e+002, -1.11352e-001, 14 Aug 2008  23
L70791-06 - 1, Li 670.784 r, 71452, 0.00000e+000, 9.51403e+000, -1.03762e-004, 14 Aug 2008  23
L70791-06 - 1, Mg 279.078 r, 580055, 0.00000e+000, 3.36432e+002, -9.90183e-003, 14 Aug 2008  2
L70791-06 - 1, Mn 257.610 r, 498446, 0.00000e+000, 1.00364e+001, 1.08603e-004, 14 Aug 2008  23
L70791-06 - 1, Mo 202.030 r, 3494, 0.00000e+000, 1.71101e+002, -8.27067e-003, 14 Aug 2008  23:
L70791-06 - 1, Na 330.237 r, 8685, 0.00000e+000, 7.98420e+003, -2.15032e+001, 14 Aug 2008  23:
L70791-06 - 1, Na 589.592 r, 148051, 0.00000e+000, 5.15281e+001, -1.20155e-001, 14 Aug 2008  2
L70791-06 - 1, Ni 221.648 r, 19188, 0.00000e+000, 1.05982e+002, 7.78567e-003, 14 Aug 2008  23:
L70791-06 - 1, Ni 231.604 r, 2137, 0.00000e+000, 1.35095e+002, -1.84379e-002, 14 Aug 2008  23:
L70791-06 - 1, Pb 220.353 r, 2318, 0.00000e+000, 5.02300e+002, 4.30537e-003, 14 Aug 2008  23:4
L70791-06 - 1, Sb 206.833 r, 415, 0.00000e+000, 7.74637e+002, -9.88717e-003, 14 Aug 2008  23:4
L70791-06 - 1, Sb 217.581 r, -87, 0.00000e+000, 9.89729e+002, 8.99887e-002, 14 Aug 2008  23:47
L70791-06 - 1, Sc 361.383 r, 76631, 0.00000e+000, 2.06374e+000, -3.36362e-003, 14 Aug 2008  23
L70791-06 - 1, Sc 357.253 r, 253831, 0.00000e+000, 2.84109e+000, -9.57627e-002, 14 Aug 2008  2
L70791-06 - 1, Se 196.090 r, -446, 0.00000e+000, 2.51043e+003, -5.85285e-003, 14 Aug 2008  23:
L70791-06 - 1, Si 251.611 r, 856488, 0.00000e+000, 1.52537e+002, 4.54814e-003, 14 Aug 2008  23
L70791-06 - 1, Sn 189.991 r, 640, 0.00000e+000, 5.72020e+002, 8.41794e-003, 14 Aug 2008  23:47
L70791-06 - 1, Sr 421.552 r, 2611956, 0.00000e+000, 8.96139e-001, -5.41562e-003, 14 Aug 2008
L70791-06 - 1, Ti 337.280 r, 2944196, 0.00000e+000, 7.88459e+000, 3.42316e-003, 14 Aug 2008  2
L70791-06 - 1, Ti 334.941 r, 6700779, 0.00000e+000, 3.38057e+000, -9.46453e-003, 14 Aug 2008
L70791-06 - 1, Tl 190.864 r, -473, 0.00000e+000, 9.96761e+002, 3.90553e-002, 14 Aug 2008  23:4
L70791-06 - 1, V 292.401 r, 132628, 0.00000e+000, 1.53773e+001, 1.68431e-003, 14 Aug 2008  23:
L70791-06 - 1, Zn 213.856 r, 41079, 0.00000e+000, 4.03353e+001, -1.12349e-002, 14 Aug 2008  23
L70791-06 - 1, Zn 206.200 r, 20175, 0.00000e+000, 7.63690e+001, 1.21058e-003, 14 Aug 2008  23:
```

```
L70791-06 - 1, Y 371.030 r, 5826868, 0.00000e+000, 0.00000e+000, 1.00000e+000, 14 Aug 2008  23
L70791-06 - 2, Ag 328.068 r, -9212, 0.00000e+000, 3.26165e+001, -2.13588e-002, 14 Aug 2008  23
L70791-06 - 2, Al 396.152 r, 13515956, 0.00000e+000, 7.04909e+001, 1.31090e-002, 14 Aug 2008
L70791-06 - 2, As 189.042 r, 338, 0.00000e+000, 1.91967e+003, -1.77418e-002, 14 Aug 2008  23:4
L70791-06 - 2, B 249.677 r, -9391, 0.00000e+000, 6.52452e+001, 5.38255e-003, 14 Aug 2008  23:4
L70791-06 - 2, Ba 493.409 r, 1160864, 0.00000e+000, 2.69848e+000, -4.44945e-002, 14 Aug 2008
L70791-06 - 2, Be 234.861 r, 20511, 0.00000e+000, 3.06788e+000, 5.21120e-003, 14 Aug 2008  23:
L70791-06 - 2, Bi 223.061 r, -4428, 0.00000e+000, 6.74850e+002, 4.12001e-002, 14 Aug 2008  23:
L70791-06 - 2, Ca 315.887 r, 19249434, 0.00000e+000, 3.31516e+001, -1.91147e-001, 14 Aug 2008
L70791-06 - 2, Cd 214.441 r, -640, 0.00000e+000, 4.78490e+001, 3.45935e-003, 14 Aug 2008  23:4
L70791-06 - 2, Co 228.615 r, 2128, 0.00000e+000, 1.05805e+002, 2.30051e-005, 14 Aug 2008  23:4
L70791-06 - 2, Cr 267.716 r, 3889, 0.00000e+000, 7.48820e+001, 7.68128e-003, 14 Aug 2008  23:4
L70791-06 - 2, Cr 205.552 r, 2393, 0.00000e+000, 1.07054e+002, 2.31864e-003, 14 Aug 2008  23:4
L70791-06 - 2, Cu 324.754 r, 1474341, 0.00000e+000, 1.32830e+001, -1.56844e-002, 14 Aug 2008
L70791-06 - 2, Fe 240.489 r, 13038616, 0.00000e+000, 6.77945e+001, 4.07940e-003, 14 Aug 2008
L70791-06 - 2, Fe 259.940 r, 30496795, 0.00000e+000, 2.78471e+001, 1.25330e-003, 14 Aug 2008
L70791-06 - 2, Ga 294.364 r, -239, 0.00000e+000, 5.07274e+002, 1.11443e-001, 14 Aug 2008  23:4
L70791-06 - 2, K 766.491 r, 872290, 0.00000e+000, 1.49853e+002, -1.11352e-001, 14 Aug 2008  23
L70791-06 - 2, Li 670.784 r, 72140, 0.00000e+000, 9.51403e+000, -1.03762e-004, 14 Aug 2008  23
L70791-06 - 2, Mg 279.078 r, 581643, 0.00000e+000, 3.36432e+002, -9.90183e-003, 14 Aug 2008  2
L70791-06 - 2, Mn 257.610 r, 500839, 0.00000e+000, 1.00364e+001, 1.08603e-004, 14 Aug 2008  23
L70791-06 - 2, Mo 202.030 r, 3445, 0.00000e+000, 1.71101e+002, -8.27067e-003, 14 Aug 2008  23:
L70791-06 - 2, Na 330.237 r, 7231, 0.00000e+000, 7.98420e+003, -2.15032e+001, 14 Aug 2008  23:
L70791-06 - 2, Na 589.592 r, 149327, 0.00000e+000, 5.15281e+001, -1.20155e-001, 14 Aug 2008  2
L70791-06 - 2, Ni 221.648 r, 19571, 0.00000e+000, 1.05982e+002, 7.78567e-003, 14 Aug 2008  23:
L70791-06 - 2, Ni 231.604 r, 2247, 0.00000e+000, 1.35095e+002, -1.84379e-002, 14 Aug 2008  23:
L70791-06 - 2, Pb 220.353 r, 2118, 0.00000e+000, 5.02300e+002, 4.30537e-003, 14 Aug 2008  23:4
L70791-06 - 2, Sb 206.833 r, 123, 0.00000e+000, 7.74637e+002, -9.88717e-003, 14 Aug 2008  23:4
L70791-06 - 2, Sb 217.581 r, -192, 0.00000e+000, 9.89729e+002, 8.99887e-002, 14 Aug 2008  23:4
L70791-06 - 2, Sc 361.383 r, 76401, 0.00000e+000, 2.06374e+000, -3.36362e-003, 14 Aug 2008  23
L70791-06 - 2, Sc 357.253 r, 254041, 0.00000e+000, 2.84109e+000, -9.57627e-002, 14 Aug 2008  2
L70791-06 - 2, Se 196.090 r, -495, 0.00000e+000, 2.51043e+003, -5.85285e-003, 14 Aug 2008  23:
L70791-06 - 2, Si 251.611 r, 853515, 0.00000e+000, 1.52537e+002, 4.54814e-003, 14 Aug 2008  23
L70791-06 - 2, Sn 189.991 r, 589, 0.00000e+000, 5.72020e+002, 8.41794e-003, 14 Aug 2008  23:47
L70791-06 - 2, Sr 421.552 r, 2629656, 0.00000e+000, 8.96139e-001, -5.41562e-003, 14 Aug 2008
L70791-06 - 2, Ti 337.280 r, 2947424, 0.00000e+000, 7.88459e+000, 3.42316e-003, 14 Aug 2008  2
L70791-06 - 2, Ti 334.941 r, 6740457, 0.00000e+000, 3.38057e+000, -9.46453e-003, 14 Aug 2008
L70791-06 - 2, Tl 190.864 r, -397, 0.00000e+000, 9.96761e+002, 3.90553e-002, 14 Aug 2008  23:4
L70791-06 - 2, V 292.401 r, 133029, 0.00000e+000, 1.53773e+001, 1.68431e-003, 14 Aug 2008  23:
L70791-06 - 2, Zn 213.856 r, 41023, 0.00000e+000, 4.03353e+001, -1.12349e-002, 14 Aug 2008  23
L70791-06 - 2, Zn 206.200 r, 20359, 0.00000e+000, 7.63690e+001, 1.21058e-003, 14 Aug 2008  23:
L70791-06 - 2, Y 371.030 r, 5779898, 0.00000e+000, 0.00000e+000, 1.00000e+000, 14 Aug 2008  23
L70791-07 - 1, Ag 328.068 r, -14226, 0.00000e+000, 3.26165e+001, -2.13588e-002, 14 Aug 2008  2
L70791-07 - 1, Al 396.152 r, 11282877, 0.00000e+000, 7.04909e+001, 1.31090e-002, 14 Aug 2008
L70791-07 - 1, As 189.042 r, 40, 0.00000e+000, 1.91967e+003, -1.77418e-002, 14 Aug 2008  23:51
L70791-07 - 1, B 249.677 r, -15637, 0.00000e+000, 6.52452e+001, 5.38255e-003, 14 Aug 2008  23:
L70791-07 - 1, Ba 493.409 r, 2955490, 0.00000e+000, 2.69848e+000, -4.44945e-002, 14 Aug 2008
L70791-07 - 1, Be 234.861 r, 16411, 0.00000e+000, 3.06788e+000, 5.21120e-003, 14 Aug 2008  23:
L70791-07 - 1, Bi 223.061 r, -15210, 0.00000e+000, 6.74850e+002, 4.12001e-002, 14 Aug 2008  23
L70791-07 - 1, Ca 315.887 r, 6595469, 0.00000e+000, 3.31516e+001, -1.91147e-001, 14 Aug 2008
L70791-07 - 1, Cd 214.441 r, -312, 0.00000e+000, 4.78490e+001, 3.45935e-003, 14 Aug 2008  23:5
L70791-07 - 1, Co 228.615 r, 6505, 0.00000e+000, 1.05805e+002, 2.30051e-005, 14 Aug 2008  23:5
L70791-07 - 1, Cr 267.716 r, 4622, 0.00000e+000, 7.48820e+001, 7.68128e-003, 14 Aug 2008  23:5
L70791-07 - 1, Cr 205.552 r, 2562, 0.00000e+000, 1.07054e+002, 2.31864e-003, 14 Aug 2008  23:5
L70791-07 - 1, Cu 324.754 r, 2584908, 0.00000e+000, 1.32830e+001, -1.56844e-002, 14 Aug 2008
L70791-07 - 1, Fe 240.489 r, 16994947, 0.00000e+000, 6.77945e+001, 4.07940e-003, 14 Aug 2008
L70791-07 - 1, Fe 259.940 r, 39081954, 0.00000e+000, 2.78471e+001, 1.25330e-003, 14 Aug 2008
L70791-07 - 1, Ga 294.364 r, -881, 0.00000e+000, 5.07274e+002, 1.11443e-001, 14 Aug 2008  23:5
L70791-07 - 1, K 766.491 r, 1379850, 0.00000e+000, 1.49853e+002, -1.11352e-001, 14 Aug 2008  2
L70791-07 - 1, Li 670.784 r, 68153, 0.00000e+000, 9.51403e+000, -1.03762e-004, 14 Aug 2008  23
```

```
L70791-07 - 1, Mg 279.078 r, 1015893, 0.00000e+000, 3.36432e+002, -9.90183e-003, 14 Aug 2008
L70791-07 - 1, Mn 257.610 r, 1646133, 0.00000e+000, 1.00364e+001, 1.08603e-004, 14 Aug 2008  2
L70791-07 - 1, Mo 202.030 r, 28923, 0.00000e+000, 1.71101e+002, -8.27067e-003, 14 Aug 2008  23
L70791-07 - 1, Na 330.237 r, 9124, 0.00000e+000, 7.98420e+003, -2.15032e+001, 14 Aug 2008  23:
L70791-07 - 1, Na 589.592 r, 84050, 0.00000e+000, 5.15281e+001, -1.20155e-001, 14 Aug 2008  23
L70791-07 - 1, Ni 221.648 r, 18765, 0.00000e+000, 1.05982e+002, 7.78567e-003, 14 Aug 2008  23:
L70791-07 - 1, Ni 231.604 r, 3619, 0.00000e+000, 1.35095e+002, -1.84379e-002, 14 Aug 2008  23:
L70791-07 - 1, Pb 220.353 r, 1823, 0.00000e+000, 5.02300e+002, 4.30537e-003, 14 Aug 2008  23:5
L70791-07 - 1, Sb 206.833 r, 167, 0.00000e+000, 7.74637e+002, -9.88717e-003, 14 Aug 2008  23:5
L70791-07 - 1, Sb 217.581 r, -147, 0.00000e+000, 9.89729e+002, 8.99887e-002, 14 Aug 2008  23:5
L70791-07 - 1, Sc 361.383 r, 78700, 0.00000e+000, 2.06374e+000, -3.36362e-003, 14 Aug 2008  23
L70791-07 - 1, Sc 357.253 r, 251743, 0.00000e+000, 2.84109e+000, -9.57627e-002, 14 Aug 2008  2
L70791-07 - 1, Se 196.090 r, -649, 0.00000e+000, 2.51043e+003, -5.85285e-003, 14 Aug 2008  23:
L70791-07 - 1, Si 251.611 r, 737932, 0.00000e+000, 1.52537e+002, 4.54814e-003, 14 Aug 2008  23
L70791-07 - 1, Sn 189.991 r, 1128, 0.00000e+000, 5.72020e+002, 8.41794e-003, 14 Aug 2008  23:5
L70791-07 - 1, Sr 421.552 r, 2329275, 0.00000e+000, 8.96139e-001, -5.41562e-003, 14 Aug 2008
L70791-07 - 1, Ti 337.280 r, 9706225, 0.00000e+000, 7.88459e+000, 3.42316e-003, 14 Aug 2008  2
L70791-07 - 1, Ti 334.941 r, 22091703, 0.00000e+000, 3.38057e+000, -9.46453e-003, 14 Aug 2008
L70791-07 - 1, Tl 190.864 r, -901, 0.00000e+000, 9.96761e+002, 3.90553e-002, 14 Aug 2008  23:5
L70791-07 - 1, V 292.401 r, 218230, 0.00000e+000, 1.53773e+001, 1.68431e-003, 14 Aug 2008  23:
L70791-07 - 1, Zn 213.856 r, 73659, 0.00000e+000, 4.03353e+001, -1.12349e-002, 14 Aug 2008  23
L70791-07 - 1, Zn 206.200 r, 37270, 0.00000e+000, 7.63690e+001, 1.21058e-003, 14 Aug 2008  23:
L70791-07 - 1, Y 371.030 r, 5777462, 0.00000e+000, 0.00000e+000, 1.00000e+000, 14 Aug 2008  23
L70791-07 - 2, Ag 328.068 r, -14062, 0.00000e+000, 3.26165e+001, -2.13588e-002, 14 Aug 2008  2
L70791-07 - 2, Al 396.152 r, 11409404, 0.00000e+000, 7.04909e+001, 1.31090e-002, 14 Aug 2008
L70791-07 - 2, As 189.042 r, 25, 0.00000e+000, 1.91967e+003, -1.77418e-002, 14 Aug 2008  23:51
L70791-07 - 2, B 249.677 r, -15748, 0.00000e+000, 6.52452e+001, 5.38255e-003, 14 Aug 2008  23:
L70791-07 - 2, Ba 493.409 r, 2972414, 0.00000e+000, 2.69848e+000, -4.44945e-002, 14 Aug 2008
L70791-07 - 2, Be 234.861 r, 16632, 0.00000e+000, 3.06788e+000, 5.21120e-003, 14 Aug 2008  23:
L70791-07 - 2, Bi 223.061 r, -15820, 0.00000e+000, 6.74850e+002, 4.12001e-002, 14 Aug 2008  23
L70791-07 - 2, Ca 315.887 r, 6665361, 0.00000e+000, 3.31516e+001, -1.91147e-001, 14 Aug 2008
L70791-07 - 2, Cd 214.441 r, -117, 0.00000e+000, 4.78490e+001, 3.45935e-003, 14 Aug 2008  23:5
L70791-07 - 2, Co 228.615 r, 6516, 0.00000e+000, 1.05805e+002, 2.30051e-005, 14 Aug 2008  23:5
L70791-07 - 2, Cr 267.716 r, 4676, 0.00000e+000, 7.48820e+001, 7.68128e-003, 14 Aug 2008  23:5
L70791-07 - 2, Cr 205.552 r, 2584, 0.00000e+000, 1.07054e+002, 2.31864e-003, 14 Aug 2008  23:5
L70791-07 - 2, Cu 324.754 r, 2596347, 0.00000e+000, 1.32830e+001, -1.56844e-002, 14 Aug 2008
L70791-07 - 2, Fe 240.489 r, 17100232, 0.00000e+000, 6.77945e+001, 4.07940e-003, 14 Aug 2008
L70791-07 - 2, Fe 259.940 r, 39567477, 0.00000e+000, 2.78471e+001, 1.25330e-003, 14 Aug 2008
L70791-07 - 2, Ga 294.364 r, -514, 0.00000e+000, 5.07274e+002, 1.11443e-001, 14 Aug 2008  23:5
L70791-07 - 2, K 766.491 r, 1388444, 0.00000e+000, 1.49853e+002, -1.11352e-001, 14 Aug 2008  2
L70791-07 - 2, Li 670.784 r, 68318, 0.00000e+000, 9.51403e+000, -1.03762e-004, 14 Aug 2008  23
L70791-07 - 2, Mg 279.078 r, 1024108, 0.00000e+000, 3.36432e+002, -9.90183e-003, 14 Aug 2008
L70791-07 - 2, Mn 257.610 r, 1661988, 0.00000e+000, 1.00364e+001, 1.08603e-004, 14 Aug 2008  2
L70791-07 - 2, Mo 202.030 r, 29341, 0.00000e+000, 1.71101e+002, -8.27067e-003, 14 Aug 2008  23
L70791-07 - 2, Na 330.237 r, 9230, 0.00000e+000, 7.98420e+003, -2.15032e+001, 14 Aug 2008  23:
L70791-07 - 2, Na 589.592 r, 83191, 0.00000e+000, 5.15281e+001, -1.20155e-001, 14 Aug 2008  23
L70791-07 - 2, Ni 221.648 r, 19022, 0.00000e+000, 1.05982e+002, 7.78567e-003, 14 Aug 2008  23:
L70791-07 - 2, Ni 231.604 r, 3787, 0.00000e+000, 1.35095e+002, -1.84379e-002, 14 Aug 2008  23:
L70791-07 - 2, Pb 220.353 r, 2060, 0.00000e+000, 5.02300e+002, 4.30537e-003, 14 Aug 2008  23:5
L70791-07 - 2, Sb 206.833 r, 246, 0.00000e+000, 7.74637e+002, -9.88717e-003, 14 Aug 2008  23:5
L70791-07 - 2, Sb 217.581 r, -237, 0.00000e+000, 9.89729e+002, 8.99887e-002, 14 Aug 2008  23:5
L70791-07 - 2, Sc 361.383 r, 79492, 0.00000e+000, 2.06374e+000, -3.36362e-003, 14 Aug 2008  23
L70791-07 - 2, Sc 357.253 r, 251538, 0.00000e+000, 2.84109e+000, -9.57627e-002, 14 Aug 2008  2
L70791-07 - 2, Se 196.090 r, -435, 0.00000e+000, 2.51043e+003, -5.85285e-003, 14 Aug 2008  23:
L70791-07 - 2, Si 251.611 r, 743191, 0.00000e+000, 1.52537e+002, 4.54814e-003, 14 Aug 2008  23
L70791-07 - 2, Sn 189.991 r, 1018, 0.00000e+000, 5.72020e+002, 8.41794e-003, 14 Aug 2008  23:5
L70791-07 - 2, Sr 421.552 r, 2340417, 0.00000e+000, 8.96139e-001, -5.41562e-003, 14 Aug 2008
L70791-07 - 2, Ti 337.280 r, 9781007, 0.00000e+000, 7.88459e+000, 3.42316e-003, 14 Aug 2008  2
L70791-07 - 2, Ti 334.941 r, 22249109, 0.00000e+000, 3.38057e+000, -9.46453e-003, 14 Aug 2008
L70791-07 - 2, Tl 190.864 r, -857, 0.00000e+000, 9.96761e+002, 3.90553e-002, 14 Aug 2008  23:5
```

```
L70791-07 - 2, V 292.401 r, 221622, 0.00000e+000, 1.53773e+001, 1.68431e-003, 14 Aug 2008  23:
L70791-07 - 2, Zn 213.856 r, 73868, 0.00000e+000, 4.03353e+001, -1.12349e-002, 14 Aug 2008  23
L70791-07 - 2, Zn 206.200 r, 37623, 0.00000e+000, 7.63690e+001, 1.21058e-003, 14 Aug 2008  23:
L70791-07 - 2, Y 371.030 r, 5773846, 0.00000e+000, 0.00000e+000, 1.00000e+000, 14 Aug 2008  23
CCV - 1, Ag 328.068 r, 86619, -, -, -, 14 Aug 2008  23:54:42,
CCV - 1, Al 396.152 r, 81220, -, -, -, 14 Aug 2008  23:54:42,
CCV - 1, As 189.042 r, 5861, -, -, -, 14 Aug 2008  23:54:42,
CCV - 1, B 249.677 r, 83319, -, -, -, 14 Aug 2008  23:54:42,
CCV - 1, Ba 493.409 r, 2145635, -, -, -, 14 Aug 2008  23:54:42,
CCV - 1, Be 234.861 r, 1792236, -, -, -, 14 Aug 2008  23:54:42,
CCV - 1, Bi 223.061 r, 7061, -, -, -, 14 Aug 2008  23:54:42,
CCV - 1, Ca 315.887 r, 8317704, -, -, -, 14 Aug 2008  23:54:42,
CCV - 1, Cd 214.441 r, 112872, -, -, -, 14 Aug 2008  23:54:42,
CCV - 1, Co 228.615 r, 50711, -, -, -, 14 Aug 2008  23:54:42,
CCV - 1, Cr 267.716 r, 72111, -, -, -, 14 Aug 2008  23:54:42,
CCV - 1, Cr 205.552 r, 51417, -, -, -, 14 Aug 2008  23:54:42,
CCV - 1, Cu 324.754 r, 410552, -, -, -, 14 Aug 2008  23:54:42,
CCV - 1, Fe 240.489 r, 82915, -, -, -, 14 Aug 2008  23:54:42,
CCV - 1, Fe 259.940 r, 204433, -, -, -, 14 Aug 2008  23:54:42,
CCV - 1, Ga 294.364 r, 9789, -, -, -, 14 Aug 2008  23:54:42,
CCV - 1, K 766.491 r, 357165, -, -, -, 14 Aug 2008  23:54:42,
CCV - 1, Li 670.784 r, 554129, -, -, -, 14 Aug 2008  23:54:42,
CCV - 1, Mg 279.078 r, 813021, -, -, -, 14 Aug 2008  23:54:42,
CCV - 1, Mn 257.610 r, 566250, -, -, -, 14 Aug 2008  23:54:42,
CCV - 1, Mo 202.030 r, 32014, -, -, -, 14 Aug 2008  23:54:42,
CCV - 1, Na 330.237 r, 49568, -, -, -, 14 Aug 2008  23:54:42,
CCV - 1, Na 589.592 r, 5283978, -, -, -, 14 Aug 2008  23:54:42,
CCV - 1, Ni 221.648 r, 55891, -, -, -, 14 Aug 2008  23:54:42,
CCV - 1, Ni 231.604 r, 40428, -, -, -, 14 Aug 2008  23:54:42,
CCV - 1, Pb 220.353 r, 21127, -, -, -, 14 Aug 2008  23:54:42,
CCV - 1, Sb 206.833 r, 13739, -, -, -, 14 Aug 2008  23:54:42,
CCV - 1, Sb 217.581 r, 10470, -, -, -, 14 Aug 2008  23:54:42,
CCV - 1, Sc 361.383 r, 2636279, -, -, -, 14 Aug 2008  23:54:42,
CCV - 1, Sc 357.253 r, 2083725, -, -, -, 14 Aug 2008  23:54:42,
CCV - 1, Se 196.090 r, 4246, -, -, -, 14 Aug 2008  23:54:42,
CCV - 1, Si 251.611 r, 352140, -, -, -, 14 Aug 2008  23:54:42,
CCV - 1, Sn 189.991 r, 9697, -, -, -, 14 Aug 2008  23:54:42,
CCV - 1, Sr 421.552 r, 6292699, -, -, -, 14 Aug 2008  23:54:42,
CCV - 1, Ti 337.280 r, 677593, -, -, -, 14 Aug 2008  23:54:42,
CCV - 1, Ti 334.941 r, 1581784, -, -, -, 14 Aug 2008  23:54:42,
CCV - 1, Tl 190.864 r, 10249, -, -, -, 14 Aug 2008  23:54:42,
CCV - 1, V 292.401 r, 360714, -, -, -, 14 Aug 2008  23:54:42,
CCV - 1, Zn 213.856 r, 139309, -, -, -, 14 Aug 2008  23:54:42,
CCV - 1, Zn 206.200 r, 72899, -, -, -, 14 Aug 2008  23:54:42,
CCV - 1, Y 371.030 r, 5478225, -, -, -, 14 Aug 2008  23:54:42,
CCV - 2, Ag 328.068 r, 88172, -, -, -, 14 Aug 2008  23:54:42,
CCV - 2, Al 396.152 r, 80106, -, -, -, 14 Aug 2008  23:54:42,
CCV - 2, As 189.042 r, 5956, -, -, -, 14 Aug 2008  23:54:42,
CCV - 2, B 249.677 r, 84750, -, -, -, 14 Aug 2008  23:54:42,
CCV - 2, Ba 493.409 r, 2188198, -, -, -, 14 Aug 2008  23:54:42,
CCV - 2, Be 234.861 r, 1829004, -, -, -, 14 Aug 2008  23:54:42,
CCV - 2, Bi 223.061 r, 7007, -, -, -, 14 Aug 2008  23:54:42,
CCV - 2, Ca 315.887 r, 8488658, -, -, -, 14 Aug 2008  23:54:42,
CCV - 2, Cd 214.441 r, 116028, -, -, -, 14 Aug 2008  23:54:42,
CCV - 2, Co 228.615 r, 51373, -, -, -, 14 Aug 2008  23:54:42,
CCV - 2, Cr 267.716 r, 73475, -, -, -, 14 Aug 2008  23:54:42,
CCV - 2, Cr 205.552 r, 52770, -, -, -, 14 Aug 2008  23:54:42,
CCV - 2, Cu 324.754 r, 417594, -, -, -, 14 Aug 2008  23:54:42,
CCV - 2, Fe 240.489 r, 82436, -, -, -, 14 Aug 2008  23:54:42,
CCV - 2, Fe 259.940 r, 203788, -, -, -, 14 Aug 2008  23:54:42,
```

```
CCV - 2, Ga 294.364 r, 9624, -, -, -, 14 Aug 2008  23:54:42,
CCV - 2, K 766.491 r, 364272, -, -, -, 14 Aug 2008  23:54:42,
CCV - 2, Li 670.784 r, 568106, -, -, -, 14 Aug 2008  23:54:42,
CCV - 2, Mg 279.078 r, 828502, -, -, -, 14 Aug 2008  23:54:42,
CCV - 2, Mn 257.610 r, 576894, -, -, -, 14 Aug 2008  23:54:42,
CCV - 2, Mo 202.030 r, 32631, -, -, -, 14 Aug 2008  23:54:42,
CCV - 2, Na 330.237 r, 49847, -, -, -, 14 Aug 2008  23:54:42,
CCV - 2, Na 589.592 r, 5404093, -, -, -, 14 Aug 2008  23:54:42,
CCV - 2, Ni 221.648 r, 57288, -, -, -, 14 Aug 2008  23:54:42,
CCV - 2, Ni 231.604 r, 41250, -, -, -, 14 Aug 2008  23:54:42,
CCV - 2, Pb 220.353 r, 21915, -, -, -, 14 Aug 2008  23:54:42,
CCV - 2, Sb 206.833 r, 13879, -, -, -, 14 Aug 2008  23:54:42,
CCV - 2, Sb 217.581 r, 10637, -, -, -, 14 Aug 2008  23:54:42,
CCV - 2, Sc 361.383 r, 2688968, -, -, -, 14 Aug 2008  23:54:42,
CCV - 2, Sc 357.253 r, 2129186, -, -, -, 14 Aug 2008  23:54:42,
CCV - 2, Se 196.090 r, 4431, -, -, -, 14 Aug 2008  23:54:42,
CCV - 2, Si 251.611 r, 357625, -, -, -, 14 Aug 2008  23:54:42,
CCV - 2, Sn 189.991 r, 9925, -, -, -, 14 Aug 2008  23:54:42,
CCV - 2, Sr 421.552 r, 6366270, -, -, -, 14 Aug 2008  23:54:42,
CCV - 2, Ti 337.280 r, 688760, -, -, -, 14 Aug 2008  23:54:42,
CCV - 2, Ti 334.941 r, 1617358, -, -, -, 14 Aug 2008  23:54:42,
CCV - 2, Tl 190.864 r, 10902, -, -, -, 14 Aug 2008  23:54:42,
CCV - 2, V 292.401 r, 368406, -, -, -, 14 Aug 2008  23:54:42,
CCV - 2, Zn 213.856 r, 142167, -, -, -, 14 Aug 2008  23:54:42,
CCV - 2, Zn 206.200 r, 74195, -, -, -, 14 Aug 2008  23:54:42,
CCV - 2, Y 371.030 r, 5547650, -, -, -, 14 Aug 2008  23:54:42,
CCB - 1, Ag 328.068 r, 3948, -, -, -, 14 Aug 2008  23:58:09,
CCB - 1, Al 396.152 r, 2806, -, -, -, 14 Aug 2008  23:58:09,
CCB - 1, As 189.042 r, 24, -, -, -, 14 Aug 2008  23:58:09,
CCB - 1, B 249.677 r, 730, -, -, -, 14 Aug 2008  23:58:09,
CCB - 1, Ba 493.409 r, 88183, -, -, -, 14 Aug 2008  23:58:09,
CCB - 1, Be 234.861 r, -1597, -, -, -, 14 Aug 2008  23:58:09,
CCB - 1, Bi 223.061 r, -253, -, -, -, 14 Aug 2008  23:58:09,
CCB - 1, Ca 315.887 r, 1179, -, -, -, 14 Aug 2008  23:58:09,
CCB - 1, Cd 214.441 r, -78, -, -, -, 14 Aug 2008  23:58:09,
CCB - 1, Co 228.615 r, -234, -, -, -, 14 Aug 2008  23:58:09,
CCB - 1, Cr 267.716 r, -726, -, -, -, 14 Aug 2008  23:58:09,
CCB - 1, Cr 205.552 r, 85, -, -, -, 14 Aug 2008  23:58:09,
CCB - 1, Cu 324.754 r, 7548, -, -, -, 14 Aug 2008  23:58:09,
CCB - 1, Fe 240.489 r, 2154, -, -, -, 14 Aug 2008  23:58:09,
CCB - 1, Fe 259.940 r, 5700, -, -, -, 14 Aug 2008  23:58:09,
CCB - 1, Ga 294.364 r, -1322, -, -, -, 14 Aug 2008  23:58:09,
CCB - 1, K 766.491 r, -483, -, -, -, 14 Aug 2008  23:58:09,
CCB - 1, Li 670.784 r, 1659, -, -, -, 14 Aug 2008  23:58:09,
CCB - 1, Mg 279.078 r, 196, -, -, -, 14 Aug 2008  23:58:09,
CCB - 1, Mn 257.610 r, 1055, -, -, -, 14 Aug 2008  23:58:09,
CCB - 1, Mo 202.030 r, 336, -, -, -, 14 Aug 2008  23:58:09,
CCB - 1, Na 330.237 r, 11209, -, -, -, 14 Aug 2008  23:58:09,
CCB - 1, Na 589.592 r, 18502, -, -, -, 14 Aug 2008  23:58:09,
CCB - 1, Ni 221.648 r, -388, -, -, -, 14 Aug 2008  23:58:09,
CCB - 1, Ni 231.604 r, 878, -, -, -, 14 Aug 2008  23:58:09,
CCB - 1, Pb 220.353 r, 280, -, -, -, 14 Aug 2008  23:58:09,
CCB - 1, Sb 206.833 r, -76, -, -, -, 14 Aug 2008  23:58:09,
CCB - 1, Sb 217.581 r, -295, -, -, -, 14 Aug 2008  23:58:09,
CCB - 1, Sc 361.383 r, 3349, -, -, -, 14 Aug 2008  23:58:09,
CCB - 1, Sc 357.253 r, 179940, -, -, -, 14 Aug 2008  23:58:09,
CCB - 1, Se 196.090 r, 14, -, -, -, 14 Aug 2008  23:58:09,
CCB - 1, Si 251.611 r, 552, -, -, -, 14 Aug 2008  23:58:09,
CCB - 1, Sn 189.991 r, -13, -, -, -, 14 Aug 2008  23:58:09,
CCB - 1, Sr 421.552 r, 3799, -, -, -, 14 Aug 2008  23:58:09,
```

```
CCB - 1, Ti 337.280 r, -1420, -, -, -, 14 Aug 2008  23:58:09,
CCB - 1, Ti 334.941 r, 20419, -, -, -, 14 Aug 2008  23:58:09,
CCB - 1, Tl 190.864 r, -105, -, -, -, 14 Aug 2008  23:58:09,
CCB - 1, V 292.401 r, -323, -, -, -, 14 Aug 2008  23:58:09,
CCB - 1, Zn 213.856 r, 2199, -, -, -, 14 Aug 2008  23:58:09,
CCB - 1, Zn 206.200 r, 131, -, -, -, 14 Aug 2008  23:58:09,
CCB - 1, Y 371.030 r, 5423999, -, -, -, 14 Aug 2008  23:58:09,
CCB - 2, Ag 328.068 r, 3677, -, -, -, 14 Aug 2008  23:58:09,
CCB - 2, Al 396.152 r, 1352, -, -, -, 14 Aug 2008  23:58:09,
CCB - 2, As 189.042 r, 194, -, -, -, 14 Aug 2008  23:58:09,
CCB - 2, B 249.677 r, 580, -, -, -, 14 Aug 2008  23:58:09,
CCB - 2, Ba 493.409 r, 88114, -, -, -, 14 Aug 2008  23:58:09,
CCB - 2, Be 234.861 r, -1656, -, -, -, 14 Aug 2008  23:58:09,
CCB - 2, Bi 223.061 r, -147, -, -, -, 14 Aug 2008  23:58:09,
CCB - 2, Ca 315.887 r, -119, -, -, -, 14 Aug 2008  23:58:09,
CCB - 2, Cd 214.441 r, -130, -, -, -, 14 Aug 2008  23:58:09,
CCB - 2, Co 228.615 r, -141, -, -, -, 14 Aug 2008  23:58:09,
CCB - 2, Cr 267.716 r, -535, -, -, -, 14 Aug 2008  23:58:09,
CCB - 2, Cr 205.552 r, 49, -, -, -, 14 Aug 2008  23:58:09,
CCB - 2, Cu 324.754 r, 7323, -, -, -, 14 Aug 2008  23:58:09,
CCB - 2, Fe 240.489 r, 1511, -, -, -, 14 Aug 2008  23:58:09,
CCB - 2, Fe 259.940 r, 3610, -, -, -, 14 Aug 2008  23:58:09,
CCB - 2, Ga 294.364 r, -1580, -, -, -, 14 Aug 2008  23:58:09,
CCB - 2, K 766.491 r, -811, -, -, -, 14 Aug 2008  23:58:09,
CCB - 2, Li 670.784 r, 1135, -, -, -, 14 Aug 2008  23:58:09,
CCB - 2, Mg 279.078 r, 42, -, -, -, 14 Aug 2008  23:58:09,
CCB - 2, Mn 257.610 r, 1073, -, -, -, 14 Aug 2008  23:58:09,
CCB - 2, Mo 202.030 r, 360, -, -, -, 14 Aug 2008  23:58:09,
CCB - 2, Na 330.237 r, 11035, -, -, -, 14 Aug 2008  23:58:09,
CCB - 2, Na 589.592 r, 16652, -, -, -, 14 Aug 2008  23:58:09,
CCB - 2, Ni 221.648 r, -239, -, -, -, 14 Aug 2008  23:58:09,
CCB - 2, Ni 231.604 r, 672, -, -, -, 14 Aug 2008  23:58:09,
CCB - 2, Pb 220.353 r, -39, -, -, -, 14 Aug 2008  23:58:09,
CCB - 2, Sb 206.833 r, -49, -, -, -, 14 Aug 2008  23:58:09,
CCB - 2, Sb 217.581 r, -320, -, -, -, 14 Aug 2008  23:58:09,
CCB - 2, Sc 361.383 r, 3848, -, -, -, 14 Aug 2008  23:58:09,
CCB - 2, Sc 357.253 r, 179968, -, -, -, 14 Aug 2008  23:58:09,
CCB - 2, Se 196.090 r, 73, -, -, -, 14 Aug 2008  23:58:09,
CCB - 2, Si 251.611 r, 497, -, -, -, 14 Aug 2008  23:58:09,
CCB - 2, Sn 189.991 r, 1, -, -, -, 14 Aug 2008  23:58:09,
CCB - 2, Sr 421.552 r, 2554, -, -, -, 14 Aug 2008  23:58:09,
CCB - 2, Ti 337.280 r, -1681, -, -, -, 14 Aug 2008  23:58:09,
CCB - 2, Ti 334.941 r, 18957, -, -, -, 14 Aug 2008  23:58:09,
CCB - 2, Tl 190.864 r, -135, -, -, -, 14 Aug 2008  23:58:09,
CCB - 2, V 292.401 r, -697, -, -, -, 14 Aug 2008  23:58:09,
CCB - 2, Zn 213.856 r, 1949, -, -, -, 14 Aug 2008  23:58:09,
CCB - 2, Zn 206.200 r, -249, -, -, -, 14 Aug 2008  23:58:09,
CCB - 2, Y 371.030 r, 5385163, -, -, -, 14 Aug 2008  23:58:09,
L70791-08 - 1, Ag 328.068 r, -14474, 0.00000e+000, 3.26165e+001, -2.13588e-002, 15 Aug 2008  0
L70791-08 - 1, Al 396.152 r, 11083169, 0.00000e+000, 7.04909e+001, 1.31090e-002, 15 Aug 2008
L70791-08 - 1, As 189.042 r, 164, 0.00000e+000, 1.91967e+003, -1.77418e-002, 15 Aug 2008  00:0
L70791-08 - 1, B 249.677 r, -16290, 0.00000e+000, 6.52452e+001, 5.38255e-003, 15 Aug 2008  00:
L70791-08 - 1, Ba 493.409 r, 3618238, 0.00000e+000, 2.69848e+000, -4.44945e-002, 15 Aug 2008
L70791-08 - 1, Be 234.861 r, 15351, 0.00000e+000, 3.06788e+000, 5.21120e-003, 15 Aug 2008  00:
L70791-08 - 1, Bi 223.061 r, -25489, 0.00000e+000, 6.74850e+002, 4.12001e-002, 15 Aug 2008  00
L70791-08 - 1, Ca 315.887 r, 6744532, 0.00000e+000, 3.31516e+001, -1.91147e-001, 15 Aug 2008
L70791-08 - 1, Cd 214.441 r, -252, 0.00000e+000, 4.78490e+001, 3.45935e-003, 15 Aug 2008  00:0
L70791-08 - 1, Co 228.615 r, 8203, 0.00000e+000, 1.05805e+002, 2.30051e-005, 15 Aug 2008  00:0
L70791-08 - 1, Cr 267.716 r, 4351, 0.00000e+000, 7.48820e+001, 7.68128e-003, 15 Aug 2008  00:0
L70791-08 - 1, Cr 205.552 r, 2332, 0.00000e+000, 1.07054e+002, 2.31864e-003, 15 Aug 2008  00:0
```

```
L70791-08 - 1, Cu 324.754 r, 628645, 0.00000e+000, 1.32830e+001, -1.56844e-002, 15 Aug 2008  0
L70791-08 - 1, Fe 240.489 r, 16924382, 0.00000e+000, 6.77945e+001, 4.07940e-003, 15 Aug 2008
L70791-08 - 1, Fe 259.940 r, 38771141, 0.00000e+000, 2.78471e+001, 1.25330e-003, 15 Aug 2008
L70791-08 - 1, Ga 294.364 r, -500, 0.00000e+000, 5.07274e+002, 1.11443e-001, 15 Aug 2008  00:0
L70791-08 - 1, K 766.491 r, 1565143, 0.00000e+000, 1.49853e+002, -1.11352e-001, 15 Aug 2008  0
L70791-08 - 1, Li 670.784 r, 80588, 0.00000e+000, 9.51403e+000, -1.03762e-004, 15 Aug 2008  00
L70791-08 - 1, Mg 279.078 r, 1422907, 0.00000e+000, 3.36432e+002, -9.90183e-003, 15 Aug 2008
L70791-08 - 1, Mn 257.610 r, 1778382, 0.00000e+000, 1.00364e+001, 1.08603e-004, 15 Aug 2008  0
L70791-08 - 1, Mo 202.030 r, 3453, 0.00000e+000, 1.71101e+002, -8.27067e-003, 15 Aug 2008  00:
L70791-08 - 1, Na 330.237 r, 8794, 0.00000e+000, 7.98420e+003, -2.15032e+001, 15 Aug 2008  00:
L70791-08 - 1, Na 589.592 r, 94533, 0.00000e+000, 5.15281e+001, -1.20155e-001, 15 Aug 2008  00
L70791-08 - 1, Ni 221.648 r, 16548, 0.00000e+000, 1.05982e+002, 7.78567e-003, 15 Aug 2008  00:
L70791-08 - 1, Ni 231.604 r, 4745, 0.00000e+000, 1.35095e+002, -1.84379e-002, 15 Aug 2008  00:
L70791-08 - 1, Pb 220.353 r, 1603, 0.00000e+000, 5.02300e+002, 4.30537e-003, 15 Aug 2008  00:0
L70791-08 - 1, Sb 206.833 r, 260, 0.00000e+000, 7.74637e+002, -9.88717e-003, 15 Aug 2008  00:0
L70791-08 - 1, Sb 217.581 r, -136, 0.00000e+000, 9.89729e+002, 8.99887e-002, 15 Aug 2008  00:0
L70791-08 - 1, Sc 361.383 r, 77631, 0.00000e+000, 2.06374e+000, -3.36362e-003, 15 Aug 2008  00
L70791-08 - 1, Sc 357.253 r, 254830, 0.00000e+000, 2.84109e+000, -9.57627e-002, 15 Aug 2008  0
L70791-08 - 1, Se 196.090 r, -510, 0.00000e+000, 2.51043e+003, -5.85285e-003, 15 Aug 2008  00:
L70791-08 - 1, Si 251.611 r, 552985, 0.00000e+000, 1.52537e+002, 4.54814e-003, 15 Aug 2008  00
L70791-08 - 1, Sn 189.991 r, 1126, 0.00000e+000, 5.72020e+002, 8.41794e-003, 15 Aug 2008  00:0
L70791-08 - 1, Sr 421.552 r, 1808221, 0.00000e+000, 8.96139e-001, -5.41562e-003, 15 Aug 2008
L70791-08 - 1, Ti 337.280 r, 15622101, 0.00000e+000, 7.88459e+000, 3.42316e-003, 15 Aug 2008
L70791-08 - 1, Ti 334.941 r, 35260785, 0.00000e+000, 3.38057e+000, -9.46453e-003, 15 Aug 2008
L70791-08 - 1, Tl 190.864 r, -1206, 0.00000e+000, 9.96761e+002, 3.90553e-002, 15 Aug 2008  00:
L70791-08 - 1, V 292.401 r, 220459, 0.00000e+000, 1.53773e+001, 1.68431e-003, 15 Aug 2008  00:
L70791-08 - 1, Zn 213.856 r, 76372, 0.00000e+000, 4.03353e+001, -1.12349e-002, 15 Aug 2008  00
L70791-08 - 1, Zn 206.200 r, 39526, 0.00000e+000, 7.63690e+001, 1.21058e-003, 15 Aug 2008  00:
L70791-08 - 1, Y 371.030 r, 5786293, 0.00000e+000, 0.00000e+000, 1.00000e+000, 15 Aug 2008  00
L70791-08 - 2, Ag 328.068 r, -14569, 0.00000e+000, 3.26165e+001, -2.13588e-002, 15 Aug 2008  0
L70791-08 - 2, Al 396.152 r, 11106498, 0.00000e+000, 7.04909e+001, 1.31090e-002, 15 Aug 2008
L70791-08 - 2, As 189.042 r, 63, 0.00000e+000, 1.91967e+003, -1.77418e-002, 15 Aug 2008  00:01
L70791-08 - 2, B 249.677 r, -16117, 0.00000e+000, 6.52452e+001, 5.38255e-003, 15 Aug 2008  00:
L70791-08 - 2, Ba 493.409 r, 3611039, 0.00000e+000, 2.69848e+000, -4.44945e-002, 15 Aug 2008
L70791-08 - 2, Be 234.861 r, 15566, 0.00000e+000, 3.06788e+000, 5.21120e-003, 15 Aug 2008  00:
L70791-08 - 2, Bi 223.061 r, -25530, 0.00000e+000, 6.74850e+002, 4.12001e-002, 15 Aug 2008  00
L70791-08 - 2, Ca 315.887 r, 6782168, 0.00000e+000, 3.31516e+001, -1.91147e-001, 15 Aug 2008
L70791-08 - 2, Cd 214.441 r, -334, 0.00000e+000, 4.78490e+001, 3.45935e-003, 15 Aug 2008  00:0
L70791-08 - 2, Co 228.615 r, 8325, 0.00000e+000, 1.05805e+002, 2.30051e-005, 15 Aug 2008  00:0
L70791-08 - 2, Cr 267.716 r, 4020, 0.00000e+000, 7.48820e+001, 7.68128e-003, 15 Aug 2008  00:0
L70791-08 - 2, Cr 205.552 r, 2304, 0.00000e+000, 1.07054e+002, 2.31864e-003, 15 Aug 2008  00:0
L70791-08 - 2, Cu 324.754 r, 627870, 0.00000e+000, 1.32830e+001, -1.56844e-002, 15 Aug 2008  0
L70791-08 - 2, Fe 240.489 r, 17029387, 0.00000e+000, 6.77945e+001, 4.07940e-003, 15 Aug 2008
L70791-08 - 2, Fe 259.940 r, 39140015, 0.00000e+000, 2.78471e+001, 1.25330e-003, 15 Aug 2008
L70791-08 - 2, Ga 294.364 r, -188, 0.00000e+000, 5.07274e+002, 1.11443e-001, 15 Aug 2008  00:0
L70791-08 - 2, K 766.491 r, 1563325, 0.00000e+000, 1.49853e+002, -1.11352e-001, 15 Aug 2008  0
L70791-08 - 2, Li 670.784 r, 80445, 0.00000e+000, 9.51403e+000, -1.03762e-004, 15 Aug 2008  00
L70791-08 - 2, Mg 279.078 r, 1430801, 0.00000e+000, 3.36432e+002, -9.90183e-003, 15 Aug 2008
L70791-08 - 2, Mn 257.610 r, 1787739, 0.00000e+000, 1.00364e+001, 1.08603e-004, 15 Aug 2008  0
L70791-08 - 2, Mo 202.030 r, 3640, 0.00000e+000, 1.71101e+002, -8.27067e-003, 15 Aug 2008  00:
L70791-08 - 2, Na 330.237 r, 7862, 0.00000e+000, 7.98420e+003, -2.15032e+001, 15 Aug 2008  00:
L70791-08 - 2, Na 589.592 r, 94727, 0.00000e+000, 5.15281e+001, -1.20155e-001, 15 Aug 2008  00
L70791-08 - 2, Ni 221.648 r, 16510, 0.00000e+000, 1.05982e+002, 7.78567e-003, 15 Aug 2008  00:
L70791-08 - 2, Ni 231.604 r, 4674, 0.00000e+000, 1.35095e+002, -1.84379e-002, 15 Aug 2008  00:
L70791-08 - 2, Pb 220.353 r, 1567, 0.00000e+000, 5.02300e+002, 4.30537e-003, 15 Aug 2008  00:0
L70791-08 - 2, Sb 206.833 r, 360, 0.00000e+000, 7.74637e+002, -9.88717e-003, 15 Aug 2008  00:0
L70791-08 - 2, Sb 217.581 r, -133, 0.00000e+000, 9.89729e+002, 8.99887e-002, 15 Aug 2008  00:0
L70791-08 - 2, Sc 361.383 r, 76343, 0.00000e+000, 2.06374e+000, -3.36362e-003, 15 Aug 2008  00
L70791-08 - 2, Sc 357.253 r, 254713, 0.00000e+000, 2.84109e+000, -9.57627e-002, 15 Aug 2008  0
L70791-08 - 2, Se 196.090 r, -617, 0.00000e+000, 2.51043e+003, -5.85285e-003, 15 Aug 2008  00:
```

```
L70791-08 - 2, Si 251.611 r, 554379, 0.00000e+000, 1.52537e+002, 4.54814e-003, 15 Aug 2008  00
L70791-08 - 2, Sn 189.991 r, 1079, 0.00000e+000, 5.72020e+002, 8.41794e-003, 15 Aug 2008  00:0
L70791-08 - 2, Sr 421.552 r, 1804002, 0.00000e+000, 8.96139e-001, -5.41562e-003, 15 Aug 2008
L70791-08 - 2, Ti 337.280 r, 15610694, 0.00000e+000, 7.88459e+000, 3.42316e-003, 15 Aug 2008
L70791-08 - 2, Ti 334.941 r, 35465864, 0.00000e+000, 3.38057e+000, -9.46453e-003, 15 Aug 2008
L70791-08 - 2, Tl 190.864 r, -1076, 0.00000e+000, 9.96761e+002, 3.90553e-002, 15 Aug 2008  00:
L70791-08 - 2, V 292.401 r, 220561, 0.00000e+000, 1.53773e+001, 1.68431e-003, 15 Aug 2008  00:
L70791-08 - 2, Zn 213.856 r, 76423, 0.00000e+000, 4.03353e+001, -1.12349e-002, 15 Aug 2008  00
L70791-08 - 2, Zn 206.200 r, 39626, 0.00000e+000, 7.63690e+001, 1.21058e-003, 15 Aug 2008  00:
L70791-08 - 2, Y 371.030 r, 5788293, 0.00000e+000, 0.00000e+000, 1.00000e+000, 15 Aug 2008  00
L70791-09 - 1, Ag 328.068 r, -12026, 0.00000e+000, 3.26165e+001, -2.13588e-002, 15 Aug 2008  0
L70791-09 - 1, Al 396.152 r, 10559882, 0.00000e+000, 7.04909e+001, 1.31090e-002, 15 Aug 2008
L70791-09 - 1, As 189.042 r, 227, 0.00000e+000, 1.91967e+003, -1.77418e-002, 15 Aug 2008  00:0
L70791-09 - 1, B 249.677 r, -14881, 0.00000e+000, 6.52452e+001, 5.38255e-003, 15 Aug 2008  00:
L70791-09 - 1, Ba 493.409 r, 3544974, 0.00000e+000, 2.69848e+000, -4.44945e-002, 15 Aug 2008
L70791-09 - 1, Be 234.861 r, 14470, 0.00000e+000, 3.06788e+000, 5.21120e-003, 15 Aug 2008  00:
L70791-09 - 1, Bi 223.061 r, -15142, 0.00000e+000, 6.74850e+002, 4.12001e-002, 15 Aug 2008  00
L70791-09 - 1, Ca 315.887 r, 5402747, 0.00000e+000, 3.31516e+001, -1.91147e-001, 15 Aug 2008
L70791-09 - 1, Cd 214.441 r, -63, 0.00000e+000, 4.78490e+001, 3.45935e-003, 15 Aug 2008  00:05
L70791-09 - 1, Co 228.615 r, 6030, 0.00000e+000, 1.05805e+002, 2.30051e-005, 15 Aug 2008  00:0
L70791-09 - 1, Cr 267.716 r, 4169, 0.00000e+000, 7.48820e+001, 7.68128e-003, 15 Aug 2008  00:0
L70791-09 - 1, Cr 205.552 r, 2359, 0.00000e+000, 1.07054e+002, 2.31864e-003, 15 Aug 2008  00:0
L70791-09 - 1, Cu 324.754 r, 2496244, 0.00000e+000, 1.32830e+001, -1.56844e-002, 15 Aug 2008
L70791-09 - 1, Fe 240.489 r, 15919884, 0.00000e+000, 6.77945e+001, 4.07940e-003, 15 Aug 2008
L70791-09 - 1, Fe 259.940 r, 36820942, 0.00000e+000, 2.78471e+001, 1.25330e-003, 15 Aug 2008
L70791-09 - 1, Ga 294.364 r, -897, 0.00000e+000, 5.07274e+002, 1.11443e-001, 15 Aug 2008  00:0
L70791-09 - 1, K 766.491 r, 1563854, 0.00000e+000, 1.49853e+002, -1.11352e-001, 15 Aug 2008  0
L70791-09 - 1, Li 670.784 r, 63685, 0.00000e+000, 9.51403e+000, -1.03762e-004, 15 Aug 2008  00
L70791-09 - 1, Mg 279.078 r, 974245, 0.00000e+000, 3.36432e+002, -9.90183e-003, 15 Aug 2008  0
L70791-09 - 1, Mn 257.610 r, 1647122, 0.00000e+000, 1.00364e+001, 1.08603e-004, 15 Aug 2008  0
L70791-09 - 1, Mo 202.030 r, 28984, 0.00000e+000, 1.71101e+002, -8.27067e-003, 15 Aug 2008  00
L70791-09 - 1, Na 330.237 r, 9489, 0.00000e+000, 7.98420e+003, -2.15032e+001, 15 Aug 2008  00:
L70791-09 - 1, Na 589.592 r, 94346, 0.00000e+000, 5.15281e+001, -1.20155e-001, 15 Aug 2008  00
L70791-09 - 1, Ni 221.648 r, 18228, 0.00000e+000, 1.05982e+002, 7.78567e-003, 15 Aug 2008  00:
L70791-09 - 1, Ni 231.604 r, 3571, 0.00000e+000, 1.35095e+002, -1.84379e-002, 15 Aug 2008  00:
L70791-09 - 1, Pb 220.353 r, 1609, 0.00000e+000, 5.02300e+002, 4.30537e-003, 15 Aug 2008  00:0
L70791-09 - 1, Sb 206.833 r, 301, 0.00000e+000, 7.74637e+002, -9.88717e-003, 15 Aug 2008  00:0
L70791-09 - 1, Sb 217.581 r, -354, 0.00000e+000, 9.89729e+002, 8.99887e-002, 15 Aug 2008  00:0
L70791-09 - 1, Sc 361.383 r, 73023, 0.00000e+000, 2.06374e+000, -3.36362e-003, 15 Aug 2008  00
L70791-09 - 1, Sc 357.253 r, 249189, 0.00000e+000, 2.84109e+000, -9.57627e-002, 15 Aug 2008  0
L70791-09 - 1, Se 196.090 r, -499, 0.00000e+000, 2.51043e+003, -5.85285e-003, 15 Aug 2008  00:
L70791-09 - 1, Si 251.611 r, 687281, 0.00000e+000, 1.52537e+002, 4.54814e-003, 15 Aug 2008  00
L70791-09 - 1, Sn 189.991 r, 845, 0.00000e+000, 5.72020e+002, 8.41794e-003, 15 Aug 2008  00:05
L70791-09 - 1, Sr 421.552 r, 8907797, 0.00000e+000, 8.96139e-001, -5.41562e-003, 15 Aug 2008
L70791-09 - 1, Ti 337.280 r, 9467305, 0.00000e+000, 7.88459e+000, 3.42316e-003, 15 Aug 2008  0
L70791-09 - 1, Ti 334.941 r, 21559254, 0.00000e+000, 3.38057e+000, -9.46453e-003, 15 Aug 2008
L70791-09 - 1, Tl 190.864 r, -767, 0.00000e+000, 9.96761e+002, 3.90553e-002, 15 Aug 2008  00:0
L70791-09 - 1, V 292.401 r, 182690, 0.00000e+000, 1.53773e+001, 1.68431e-003, 15 Aug 2008  00:
L70791-09 - 1, Zn 213.856 r, 69339, 0.00000e+000, 4.03353e+001, -1.12349e-002, 15 Aug 2008  00
L70791-09 - 1, Zn 206.200 r, 35484, 0.00000e+000, 7.63690e+001, 1.21058e-003, 15 Aug 2008  00:
L70791-09 - 1, Y 371.030 r, 5716604, 0.00000e+000, 0.00000e+000, 1.00000e+000, 15 Aug 2008  00
L70791-09 - 2, Ag 328.068 r, -12573, 0.00000e+000, 3.26165e+001, -2.13588e-002, 15 Aug 2008  0
L70791-09 - 2, Al 396.152 r, 10515694, 0.00000e+000, 7.04909e+001, 1.31090e-002, 15 Aug 2008
L70791-09 - 2, As 189.042 r, 173, 0.00000e+000, 1.91967e+003, -1.77418e-002, 15 Aug 2008  00:0
L70791-09 - 2, B 249.677 r, -14541, 0.00000e+000, 6.52452e+001, 5.38255e-003, 15 Aug 2008  00:
L70791-09 - 2, Ba 493.409 r, 3530168, 0.00000e+000, 2.69848e+000, -4.44945e-002, 15 Aug 2008
L70791-09 - 2, Be 234.861 r, 14322, 0.00000e+000, 3.06788e+000, 5.21120e-003, 15 Aug 2008  00:
L70791-09 - 2, Bi 223.061 r, -15202, 0.00000e+000, 6.74850e+002, 4.12001e-002, 15 Aug 2008  00
L70791-09 - 2, Ca 315.887 r, 5358255, 0.00000e+000, 3.31516e+001, -1.91147e-001, 15 Aug 2008
L70791-09 - 2, Cd 214.441 r, -149, 0.00000e+000, 4.78490e+001, 3.45935e-003, 15 Aug 2008  00:0
```

```
L70791-09 - 2, Co 228.615 r, 6036, 0.00000e+000, 1.05805e+002, 2.30051e-005, 15 Aug 2008  00:0
L70791-09 - 2, Cr 267.716 r, 4156, 0.00000e+000, 7.48820e+001, 7.68128e-003, 15 Aug 2008  00:0
L70791-09 - 2, Cr 205.552 r, 2424, 0.00000e+000, 1.07054e+002, 2.31864e-003, 15 Aug 2008  00:0
L70791-09 - 2, Cu 324.754 r, 2490309, 0.00000e+000, 1.32830e+001, -1.56844e-002, 15 Aug 2008
L70791-09 - 2, Fe 240.489 r, 15870712, 0.00000e+000, 6.77945e+001, 4.07940e-003, 15 Aug 2008
L70791-09 - 2, Fe 259.940 r, 36723903, 0.00000e+000, 2.78471e+001, 1.25330e-003, 15 Aug 2008
L70791-09 - 2, Ga 294.364 r, -913, 0.00000e+000, 5.07274e+002, 1.11443e-001, 15 Aug 2008  00:0
L70791-09 - 2, K 766.491 r, 1560072, 0.00000e+000, 1.49853e+002, -1.11352e-001, 15 Aug 2008  0
L70791-09 - 2, Li 670.784 r, 62422, 0.00000e+000, 9.51403e+000, -1.03762e-004, 15 Aug 2008  00
L70791-09 - 2, Mg 279.078 r, 969201, 0.00000e+000, 3.36432e+002, -9.90183e-003, 15 Aug 2008  0
L70791-09 - 2, Mn 257.610 r, 1638529, 0.00000e+000, 1.00364e+001, 1.08603e-004, 15 Aug 2008  0
L70791-09 - 2, Mo 202.030 r, 28827, 0.00000e+000, 1.71101e+002, -8.27067e-003, 15 Aug 2008  00
L70791-09 - 2, Na 330.237 r, 9756, 0.00000e+000, 7.98420e+003, -2.15032e+001, 15 Aug 2008  00:
L70791-09 - 2, Na 589.592 r, 91677, 0.00000e+000, 5.15281e+001, -1.20155e-001, 15 Aug 2008  00
L70791-09 - 2, Ni 221.648 r, 17890, 0.00000e+000, 1.05982e+002, 7.78567e-003, 15 Aug 2008  00:
L70791-09 - 2, Ni 231.604 r, 3653, 0.00000e+000, 1.35095e+002, -1.84379e-002, 15 Aug 2008  00:
L70791-09 - 2, Pb 220.353 r, 1947, 0.00000e+000, 5.02300e+002, 4.30537e-003, 15 Aug 2008  00:0
L70791-09 - 2, Sb 206.833 r, 450, 0.00000e+000, 7.74637e+002, -9.88717e-003, 15 Aug 2008  00:0
L70791-09 - 2, Sb 217.581 r, -169, 0.00000e+000, 9.89729e+002, 8.99887e-002, 15 Aug 2008  00:0
L70791-09 - 2, Sc 361.383 r, 72301, 0.00000e+000, 2.06374e+000, -3.36362e-003, 15 Aug 2008  00
L70791-09 - 2, Sc 357.253 r, 250043, 0.00000e+000, 2.84109e+000, -9.57627e-002, 15 Aug 2008  0
L70791-09 - 2, Se 196.090 r, -462, 0.00000e+000, 2.51043e+003, -5.85285e-003, 15 Aug 2008  00:
L70791-09 - 2, Si 251.611 r, 684499, 0.00000e+000, 1.52537e+002, 4.54814e-003, 15 Aug 2008  00
L70791-09 - 2, Sn 189.991 r, 938, 0.00000e+000, 5.72020e+002, 8.41794e-003, 15 Aug 2008  00:05
L70791-09 - 2, Sr 421.552 r, 8809436, 0.00000e+000, 8.96139e-001, -5.41562e-003, 15 Aug 2008
L70791-09 - 2, Ti 337.280 r, 9417968, 0.00000e+000, 7.88459e+000, 3.42316e-003, 15 Aug 2008  0
L70791-09 - 2, Ti 334.941 r, 21555156, 0.00000e+000, 3.38057e+000, -9.46453e-003, 15 Aug 2008
L70791-09 - 2, Tl 190.864 r, -687, 0.00000e+000, 9.96761e+002, 3.90553e-002, 15 Aug 2008  00:0
L70791-09 - 2, V 292.401 r, 182969, 0.00000e+000, 1.53773e+001, 1.68431e-003, 15 Aug 2008  00:
L70791-09 - 2, Zn 213.856 r, 69516, 0.00000e+000, 4.03353e+001, -1.12349e-002, 15 Aug 2008  00
L70791-09 - 2, Zn 206.200 r, 35381, 0.00000e+000, 7.63690e+001, 1.21058e-003, 15 Aug 2008  00:
L70791-09 - 2, Y 371.030 r, 5853683, 0.00000e+000, 0.00000e+000, 1.00000e+000, 15 Aug 2008  00
L70791-10 - 1, Ag 328.068 r, -17423, 0.00000e+000, 3.26165e+001, -2.13588e-002, 15 Aug 2008  0
L70791-10 - 1, Al 396.152 r, 10133854, 0.00000e+000, 7.04909e+001, 1.31090e-002, 15 Aug 2008
L70791-10 - 1, As 189.042 r, 88, 0.00000e+000, 1.91967e+003, -1.77418e-002, 15 Aug 2008  00:08
L70791-10 - 1, B 249.677 r, -18238, 0.00000e+000, 6.52452e+001, 5.38255e-003, 15 Aug 2008  00:
L70791-10 - 1, Ba 493.409 r, 4180090, 0.00000e+000, 2.69848e+000, -4.44945e-002, 15 Aug 2008
L70791-10 - 1, Be 234.861 r, 14934, 0.00000e+000, 3.06788e+000, 5.21120e-003, 15 Aug 2008  00:
L70791-10 - 1, Bi 223.061 r, -25161, 0.00000e+000, 6.74850e+002, 4.12001e-002, 15 Aug 2008  00
L70791-10 - 1, Ca 315.887 r, 6814700, 0.00000e+000, 3.31516e+001, -1.91147e-001, 15 Aug 2008
L70791-10 - 1, Cd 214.441 r, 11, 0.00000e+000, 4.78490e+001, 3.45935e-003, 15 Aug 2008  00:08:
L70791-10 - 1, Co 228.615 r, 8249, 0.00000e+000, 1.05805e+002, 2.30051e-005, 15 Aug 2008  00:0
L70791-10 - 1, Cr 267.716 r, 4746, 0.00000e+000, 7.48820e+001, 7.68128e-003, 15 Aug 2008  00:0
L70791-10 - 1, Cr 205.552 r, 2536, 0.00000e+000, 1.07054e+002, 2.31864e-003, 15 Aug 2008  00:0
L70791-10 - 1, Cu 324.754 r, 1167299, 0.00000e+000, 1.32830e+001, -1.56844e-002, 15 Aug 2008
L70791-10 - 1, Fe 240.489 r, 18758828, 0.00000e+000, 6.77945e+001, 4.07940e-003, 15 Aug 2008
L70791-10 - 1, Fe 259.940 r, 43001821, 0.00000e+000, 2.78471e+001, 1.25330e-003, 15 Aug 2008
L70791-10 - 1, Ga 294.364 r, -458, 0.00000e+000, 5.07274e+002, 1.11443e-001, 15 Aug 2008  00:0
L70791-10 - 1, K 766.491 r, 2353576, 0.00000e+000, 1.49853e+002, -1.11352e-001, 15 Aug 2008  0
L70791-10 - 1, Li 670.784 r, 72857, 0.00000e+000, 9.51403e+000, -1.03762e-004, 15 Aug 2008  00
L70791-10 - 1, Mg 279.078 r, 1468458, 0.00000e+000, 3.36432e+002, -9.90183e-003, 15 Aug 2008
L70791-10 - 1, Mn 257.610 r, 1971519, 0.00000e+000, 1.00364e+001, 1.08603e-004, 15 Aug 2008  0
L70791-10 - 1, Mo 202.030 r, 1533, 0.00000e+000, 1.71101e+002, -8.27067e-003, 15 Aug 2008  00:
L70791-10 - 1, Na 330.237 r, 8848, 0.00000e+000, 7.98420e+003, -2.15032e+001, 15 Aug 2008  00:
L70791-10 - 1, Na 589.592 r, 133097, 0.00000e+000, 5.15281e+001, -1.20155e-001, 15 Aug 2008  0
L70791-10 - 1, Ni 221.648 r, 18662, 0.00000e+000, 1.05982e+002, 7.78567e-003, 15 Aug 2008  00:
L70791-10 - 1, Ni 231.604 r, 4957, 0.00000e+000, 1.35095e+002, -1.84379e-002, 15 Aug 2008  00:
L70791-10 - 1, Pb 220.353 r, 1327, 0.00000e+000, 5.02300e+002, 4.30537e-003, 15 Aug 2008  00:0
L70791-10 - 1, Sb 206.833 r, 489, 0.00000e+000, 7.74637e+002, -9.88717e-003, 15 Aug 2008  00:0
L70791-10 - 1, Sb 217.581 r, -51, 0.00000e+000, 9.89729e+002, 8.99887e-002, 15 Aug 2008  00:08
```

```
L70791-10 - 1, Sc 361.383 r, 88766, 0.00000e+000, 2.06374e+000, -3.36362e-003, 15 Aug 2008  00
L70791-10 - 1, Sc 357.253 r, 262208, 0.00000e+000, 2.84109e+000, -9.57627e-002, 15 Aug 2008  0
L70791-10 - 1, Se 196.090 r, -585, 0.00000e+000, 2.51043e+003, -5.85285e-003, 15 Aug 2008  00:
L70791-10 - 1, Si 251.611 r, 650421, 0.00000e+000, 1.52537e+002, 4.54814e-003, 15 Aug 2008  00
L70791-10 - 1, Sn 189.991 r, 1095, 0.00000e+000, 5.72020e+002, 8.41794e-003, 15 Aug 2008  00:0
L70791-10 - 1, Sr 421.552 r, 1628673, 0.00000e+000, 8.96139e-001, -5.41562e-003, 15 Aug 2008
L70791-10 - 1, Ti 337.280 r, 15641371, 0.00000e+000, 7.88459e+000, 3.42316e-003, 15 Aug 2008
L70791-10 - 1, Ti 334.941 r, 35337413, 0.00000e+000, 3.38057e+000, -9.46453e-003, 15 Aug 2008
L70791-10 - 1, Tl 190.864 r, -1232, 0.00000e+000, 9.96761e+002, 3.90553e-002, 15 Aug 2008  00:
L70791-10 - 1, V 292.401 r, 256155, 0.00000e+000, 1.53773e+001, 1.68431e-003, 15 Aug 2008  00:
L70791-10 - 1, Zn 213.856 r, 77632, 0.00000e+000, 4.03353e+001, -1.12349e-002, 15 Aug 2008  00
L70791-10 - 1, Zn 206.200 r, 39804, 0.00000e+000, 7.63690e+001, 1.21058e-003, 15 Aug 2008  00:
L70791-10 - 1, Y 371.030 r, 5736259, 0.00000e+000, 0.00000e+000, 1.00000e+000, 15 Aug 2008  00
L70791-10 - 2, Ag 328.068 r, -17423, 0.00000e+000, 3.26165e+001, -2.13588e-002, 15 Aug 2008  0
L70791-10 - 2, Al 396.152 r, 10244001, 0.00000e+000, 7.04909e+001, 1.31090e-002, 15 Aug 2008
L70791-10 - 2, As 189.042 r, 87, 0.00000e+000, 1.91967e+003, -1.77418e-002, 15 Aug 2008  00:08
L70791-10 - 2, B 249.677 r, -18453, 0.00000e+000, 6.52452e+001, 5.38255e-003, 15 Aug 2008  00:
L70791-10 - 2, Ba 493.409 r, 4239629, 0.00000e+000, 2.69848e+000, -4.44945e-002, 15 Aug 2008
L70791-10 - 2, Be 234.861 r, 15001, 0.00000e+000, 3.06788e+000, 5.21120e-003, 15 Aug 2008  00:
L70791-10 - 2, Bi 223.061 r, -25402, 0.00000e+000, 6.74850e+002, 4.12001e-002, 15 Aug 2008  00
L70791-10 - 2, Ca 315.887 r, 6893988, 0.00000e+000, 3.31516e+001, -1.91147e-001, 15 Aug 2008
L70791-10 - 2, Cd 214.441 r, 277, 0.00000e+000, 4.78490e+001, 3.45935e-003, 15 Aug 2008  00:08
L70791-10 - 2, Co 228.615 r, 8551, 0.00000e+000, 1.05805e+002, 2.30051e-005, 15 Aug 2008  00:0
L70791-10 - 2, Cr 267.716 r, 4838, 0.00000e+000, 7.48820e+001, 7.68128e-003, 15 Aug 2008  00:0
L70791-10 - 2, Cr 205.552 r, 2588, 0.00000e+000, 1.07054e+002, 2.31864e-003, 15 Aug 2008  00:0
L70791-10 - 2, Cu 324.754 r, 1188721, 0.00000e+000, 1.32830e+001, -1.56844e-002, 15 Aug 2008
L70791-10 - 2, Fe 240.489 r, 19089915, 0.00000e+000, 6.77945e+001, 4.07940e-003, 15 Aug 2008
L70791-10 - 2, Fe 259.940 r, 43730905, 0.00000e+000, 2.78471e+001, 1.25330e-003, 15 Aug 2008
L70791-10 - 2, Ga 294.364 r, -392, 0.00000e+000, 5.07274e+002, 1.11443e-001, 15 Aug 2008  00:0
L70791-10 - 2, K 766.491 r, 2383167, 0.00000e+000, 1.49853e+002, -1.11352e-001, 15 Aug 2008  0
L70791-10 - 2, Li 670.784 r, 74507, 0.00000e+000, 9.51403e+000, -1.03762e-004, 15 Aug 2008  00
L70791-10 - 2, Mg 279.078 r, 1502921, 0.00000e+000, 3.36432e+002, -9.90183e-003, 15 Aug 2008
L70791-10 - 2, Mn 257.610 r, 2005737, 0.00000e+000, 1.00364e+001, 1.08603e-004, 15 Aug 2008  0
L70791-10 - 2, Mo 202.030 r, 1407, 0.00000e+000, 1.71101e+002, -8.27067e-003, 15 Aug 2008  00:
L70791-10 - 2, Na 330.237 r, 7797, 0.00000e+000, 7.98420e+003, -2.15032e+001, 15 Aug 2008  00:
L70791-10 - 2, Na 589.592 r, 137516, 0.00000e+000, 5.15281e+001, -1.20155e-001, 15 Aug 2008  0
L70791-10 - 2, Ni 221.648 r, 18856, 0.00000e+000, 1.05982e+002, 7.78567e-003, 15 Aug 2008  00:
L70791-10 - 2, Ni 231.604 r, 5104, 0.00000e+000, 1.35095e+002, -1.84379e-002, 15 Aug 2008  00:
L70791-10 - 2, Pb 220.353 r, 1120, 0.00000e+000, 5.02300e+002, 4.30537e-003, 15 Aug 2008  00:0
L70791-10 - 2, Sb 206.833 r, 345, 0.00000e+000, 7.74637e+002, -9.88717e-003, 15 Aug 2008  00:0
L70791-10 - 2, Sb 217.581 r, -359, 0.00000e+000, 9.89729e+002, 8.99887e-002, 15 Aug 2008  00:0
L70791-10 - 2, Sc 361.383 r, 88707, 0.00000e+000, 2.06374e+000, -3.36362e-003, 15 Aug 2008  00
L70791-10 - 2, Sc 357.253 r, 264622, 0.00000e+000, 2.84109e+000, -9.57627e-002, 15 Aug 2008  0
L70791-10 - 2, Se 196.090 r, -566, 0.00000e+000, 2.51043e+003, -5.85285e-003, 15 Aug 2008  00:
L70791-10 - 2, Si 251.611 r, 660213, 0.00000e+000, 1.52537e+002, 4.54814e-003, 15 Aug 2008  00
L70791-10 - 2, Sn 189.991 r, 1090, 0.00000e+000, 5.72020e+002, 8.41794e-003, 15 Aug 2008  00:0
L70791-10 - 2, Sr 421.552 r, 1642129, 0.00000e+000, 8.96139e-001, -5.41562e-003, 15 Aug 2008
L70791-10 - 2, Ti 337.280 r, 15857232, 0.00000e+000, 7.88459e+000, 3.42316e-003, 15 Aug 2008
L70791-10 - 2, Ti 334.941 r, 36056240, 0.00000e+000, 3.38057e+000, -9.46453e-003, 15 Aug 2008
L70791-10 - 2, Tl 190.864 r, -1135, 0.00000e+000, 9.96761e+002, 3.90553e-002, 15 Aug 2008  00:
L70791-10 - 2, V 292.401 r, 259661, 0.00000e+000, 1.53773e+001, 1.68431e-003, 15 Aug 2008  00:
L70791-10 - 2, Zn 213.856 r, 79174, 0.00000e+000, 4.03353e+001, -1.12349e-002, 15 Aug 2008  00
L70791-10 - 2, Zn 206.200 r, 40686, 0.00000e+000, 7.63690e+001, 1.21058e-003, 15 Aug 2008  00:
L70791-10 - 2, Y 371.030 r, 5769134, 0.00000e+000, 0.00000e+000, 1.00000e+000, 15 Aug 2008  00
L70791-11 - 1, Ag 328.068 r, -12082, 0.00000e+000, 3.26165e+001, -2.13588e-002, 15 Aug 2008  0
L70791-11 - 1, Al 396.152 r, 9803443, 0.00000e+000, 7.04909e+001, 1.31090e-002, 15 Aug 2008  0
L70791-11 - 1, As 189.042 r, 147, 0.00000e+000, 1.91967e+003, -1.77418e-002, 15 Aug 2008  00:1
L70791-11 - 1, B 249.677 r, -13525, 0.00000e+000, 6.52452e+001, 5.38255e-003, 15 Aug 2008  00:
L70791-11 - 1, Ba 493.409 r, 3080094, 0.00000e+000, 2.69848e+000, -4.44945e-002, 15 Aug 2008
L70791-11 - 1, Be 234.861 r, 13169, 0.00000e+000, 3.06788e+000, 5.21120e-003, 15 Aug 2008  00:
```

```
L70791-11 - 1, Bi 223.061 r, -19787, 0.00000e+000, 6.74850e+002, 4.12001e-002, 15 Aug 2008  00
L70791-11 - 1, Ca 315.887 r, 6031034, 0.00000e+000, 3.31516e+001, -1.91147e-001, 15 Aug 2008
L70791-11 - 1, Cd 214.441 r, 240, 0.00000e+000, 4.78490e+001, 3.45935e-003, 15 Aug 2008  00:11
L70791-11 - 1, Co 228.615 r, 7270, 0.00000e+000, 1.05805e+002, 2.30051e-005, 15 Aug 2008  00:1
L70791-11 - 1, Cr 267.716 r, 3984, 0.00000e+000, 7.48820e+001, 7.68128e-003, 15 Aug 2008  00:1
L70791-11 - 1, Cr 205.552 r, 2452, 0.00000e+000, 1.07054e+002, 2.31864e-003, 15 Aug 2008  00:1
L70791-11 - 1, Cu 324.754 r, 4795382, 0.00000e+000, 1.32830e+001, -1.56844e-002, 15 Aug 2008
L70791-11 - 1, Fe 240.489 r, 14688123, 0.00000e+000, 6.77945e+001, 4.07940e-003, 15 Aug 2008
L70791-11 - 1, Fe 259.940 r, 33853770, 0.00000e+000, 2.78471e+001, 1.25330e-003, 15 Aug 2008
L70791-11 - 1, Ga 294.364 r, -1004, 0.00000e+000, 5.07274e+002, 1.11443e-001, 15 Aug 2008  00:
L70791-11 - 1, K 766.491 r, 1161113, 0.00000e+000, 1.49853e+002, -1.11352e-001, 15 Aug 2008  0
L70791-11 - 1, Li 670.784 r, 58412, 0.00000e+000, 9.51403e+000, -1.03762e-004, 15 Aug 2008  00
L70791-11 - 1, Mg 279.078 r, 1248947, 0.00000e+000, 3.36432e+002, -9.90183e-003, 15 Aug 2008
L70791-11 - 1, Mn 257.610 r, 1903899, 0.00000e+000, 1.00364e+001, 1.08603e-004, 15 Aug 2008  0
L70791-11 - 1, Mo 202.030 r, 53270, 0.00000e+000, 1.71101e+002, -8.27067e-003, 15 Aug 2008  00
L70791-11 - 1, Na 330.237 r, 10253, 0.00000e+000, 7.98420e+003, -2.15032e+001, 15 Aug 2008  00
L70791-11 - 1, Na 589.592 r, 71869, 0.00000e+000, 5.15281e+001, -1.20155e-001, 15 Aug 2008  00
L70791-11 - 1, Ni 221.648 r, 17709, 0.00000e+000, 1.05982e+002, 7.78567e-003, 15 Aug 2008  00:
L70791-11 - 1, Ni 231.604 r, 4401, 0.00000e+000, 1.35095e+002, -1.84379e-002, 15 Aug 2008  00:
L70791-11 - 1, Pb 220.353 r, 2206, 0.00000e+000, 5.02300e+002, 4.30537e-003, 15 Aug 2008  00:1
L70791-11 - 1, Sb 206.833 r, 133, 0.00000e+000, 7.74637e+002, -9.88717e-003, 15 Aug 2008  00:1
L70791-11 - 1, Sb 217.581 r, -269, 0.00000e+000, 9.89729e+002, 8.99887e-002, 15 Aug 2008  00:1
L70791-11 - 1, Sc 361.383 r, 76481, 0.00000e+000, 2.06374e+000, -3.36362e-003, 15 Aug 2008  00
L70791-11 - 1, Sc 357.253 r, 255442, 0.00000e+000, 2.84109e+000, -9.57627e-002, 15 Aug 2008  0
L70791-11 - 1, Se 196.090 r, -413, 0.00000e+000, 2.51043e+003, -5.85285e-003, 15 Aug 2008  00:
L70791-11 - 1, Si 251.611 r, 640353, 0.00000e+000, 1.52537e+002, 4.54814e-003, 15 Aug 2008  00
L70791-11 - 1, Sn 189.991 r, 959, 0.00000e+000, 5.72020e+002, 8.41794e-003, 15 Aug 2008  00:11
L70791-11 - 1, Sr 421.552 r, 1266227, 0.00000e+000, 8.96139e-001, -5.41562e-003, 15 Aug 2008
L70791-11 - 1, Ti 337.280 r, 12639064, 0.00000e+000, 7.88459e+000, 3.42316e-003, 15 Aug 2008
L70791-11 - 1, Ti 334.941 r, 28689696, 0.00000e+000, 3.38057e+000, -9.46453e-003, 15 Aug 2008
L70791-11 - 1, Tl 190.864 r, -950, 0.00000e+000, 9.96761e+002, 3.90553e-002, 15 Aug 2008  00:1
L70791-11 - 1, V 292.401 r, 169253, 0.00000e+000, 1.53773e+001, 1.68431e-003, 15 Aug 2008  00:
L70791-11 - 1, Zn 213.856 r, 108788, 0.00000e+000, 4.03353e+001, -1.12349e-002, 15 Aug 2008  0
L70791-11 - 1, Zn 206.200 r, 56733, 0.00000e+000, 7.63690e+001, 1.21058e-003, 15 Aug 2008  00:
L70791-11 - 1, Y 371.030 r, 5791734, 0.00000e+000, 0.00000e+000, 1.00000e+000, 15 Aug 2008  00
L70791-11 - 2, Ag 328.068 r, -11427, 0.00000e+000, 3.26165e+001, -2.13588e-002, 15 Aug 2008  0
L70791-11 - 2, Al 396.152 r, 9803997, 0.00000e+000, 7.04909e+001, 1.31090e-002, 15 Aug 2008  0
L70791-11 - 2, As 189.042 r, 260, 0.00000e+000, 1.91967e+003, -1.77418e-002, 15 Aug 2008  00:1
L70791-11 - 2, B 249.677 r, -13623, 0.00000e+000, 6.52452e+001, 5.38255e-003, 15 Aug 2008  00:
L70791-11 - 2, Ba 493.409 r, 3082636, 0.00000e+000, 2.69848e+000, -4.44945e-002, 15 Aug 2008
L70791-11 - 2, Be 234.861 r, 13326, 0.00000e+000, 3.06788e+000, 5.21120e-003, 15 Aug 2008  00:
L70791-11 - 2, Bi 223.061 r, -20477, 0.00000e+000, 6.74850e+002, 4.12001e-002, 15 Aug 2008  00
L70791-11 - 2, Ca 315.887 r, 6057748, 0.00000e+000, 3.31516e+001, -1.91147e-001, 15 Aug 2008
L70791-11 - 2, Cd 214.441 r, 241, 0.00000e+000, 4.78490e+001, 3.45935e-003, 15 Aug 2008  00:11
L70791-11 - 2, Co 228.615 r, 7291, 0.00000e+000, 1.05805e+002, 2.30051e-005, 15 Aug 2008  00:1
L70791-11 - 2, Cr 267.716 r, 3910, 0.00000e+000, 7.48820e+001, 7.68128e-003, 15 Aug 2008  00:1
L70791-11 - 2, Cr 205.552 r, 2539, 0.00000e+000, 1.07054e+002, 2.31864e-003, 15 Aug 2008  00:1
L70791-11 - 2, Cu 324.754 r, 4812393, 0.00000e+000, 1.32830e+001, -1.56844e-002, 15 Aug 2008
L70791-11 - 2, Fe 240.489 r, 14721429, 0.00000e+000, 6.77945e+001, 4.07940e-003, 15 Aug 2008
L70791-11 - 2, Fe 259.940 r, 33995833, 0.00000e+000, 2.78471e+001, 1.25330e-003, 15 Aug 2008
L70791-11 - 2, Ga 294.364 r, -1031, 0.00000e+000, 5.07274e+002, 1.11443e-001, 15 Aug 2008  00:
L70791-11 - 2, K 766.491 r, 1161538, 0.00000e+000, 1.49853e+002, -1.11352e-001, 15 Aug 2008  0
L70791-11 - 2, Li 670.784 r, 58377, 0.00000e+000, 9.51403e+000, -1.03762e-004, 15 Aug 2008  00
L70791-11 - 2, Mg 279.078 r, 1257769, 0.00000e+000, 3.36432e+002, -9.90183e-003, 15 Aug 2008
L70791-11 - 2, Mn 257.610 r, 1916117, 0.00000e+000, 1.00364e+001, 1.08603e-004, 15 Aug 2008  0
L70791-11 - 2, Mo 202.030 r, 53487, 0.00000e+000, 1.71101e+002, -8.27067e-003, 15 Aug 2008  00
L70791-11 - 2, Na 330.237 r, 10424, 0.00000e+000, 7.98420e+003, -2.15032e+001, 15 Aug 2008  00
L70791-11 - 2, Na 589.592 r, 71360, 0.00000e+000, 5.15281e+001, -1.20155e-001, 15 Aug 2008  00
L70791-11 - 2, Ni 221.648 r, 17402, 0.00000e+000, 1.05982e+002, 7.78567e-003, 15 Aug 2008  00:
L70791-11 - 2, Ni 231.604 r, 4579, 0.00000e+000, 1.35095e+002, -1.84379e-002, 15 Aug 2008  00:
```

```
L70791-11 - 2, Pb 220.353 r, 2280, 0.00000e+000, 5.02300e+002, 4.30537e-003, 15 Aug 2008  00:1
L70791-11 - 2, Sb 206.833 r, 411, 0.00000e+000, 7.74637e+002, -9.88717e-003, 15 Aug 2008  00:1
L70791-11 - 2, Sb 217.581 r, -16, 0.00000e+000, 9.89729e+002, 8.99887e-002, 15 Aug 2008  00:11
L70791-11 - 2, Sc 361.383 r, 75565, 0.00000e+000, 2.06374e+000, -3.36362e-003, 15 Aug 2008  00
L70791-11 - 2, Sc 357.253 r, 254202, 0.00000e+000, 2.84109e+000, -9.57627e-002, 15 Aug 2008  0
L70791-11 - 2, Se 196.090 r, -422, 0.00000e+000, 2.51043e+003, -5.85285e-003, 15 Aug 2008  00:
L70791-11 - 2, Si 251.611 r, 641553, 0.00000e+000, 1.52537e+002, 4.54814e-003, 15 Aug 2008  00
L70791-11 - 2, Sn 189.991 r, 1022, 0.00000e+000, 5.72020e+002, 8.41794e-003, 15 Aug 2008  00:1
L70791-11 - 2, Sr 421.552 r, 1264790, 0.00000e+000, 8.96139e-001, -5.41562e-003, 15 Aug 2008
L70791-11 - 2, Ti 337.280 r, 12690138, 0.00000e+000, 7.88459e+000, 3.42316e-003, 15 Aug 2008
L70791-11 - 2, Ti 334.941 r, 28744007, 0.00000e+000, 3.38057e+000, -9.46453e-003, 15 Aug 2008
L70791-11 - 2, Tl 190.864 r, -1111, 0.00000e+000, 9.96761e+002, 3.90553e-002, 15 Aug 2008  00:
L70791-11 - 2, V 292.401 r, 169065, 0.00000e+000, 1.53773e+001, 1.68431e-003, 15 Aug 2008  00:
L70791-11 - 2, Zn 213.856 r, 108639, 0.00000e+000, 4.03353e+001, -1.12349e-002, 15 Aug 2008  0
L70791-11 - 2, Zn 206.200 r, 57154, 0.00000e+000, 7.63690e+001, 1.21058e-003, 15 Aug 2008  00:
L70791-11 - 2, Y 371.030 r, 5776794, 0.00000e+000, 0.00000e+000, 1.00000e+000, 15 Aug 2008  00
L70791-12 - 1, Ag 328.068 r, -12713, 0.00000e+000, 3.26165e+001, -2.13588e-002, 15 Aug 2008  0
L70791-12 - 1, Al 396.152 r, 7822982, 0.00000e+000, 7.04909e+001, 1.31090e-002, 15 Aug 2008  0
L70791-12 - 1, As 189.042 r, -8, 0.00000e+000, 1.91967e+003, -1.77418e-002, 15 Aug 2008  00:15
L70791-12 - 1, B 249.677 r, -14402, 0.00000e+000, 6.52452e+001, 5.38255e-003, 15 Aug 2008  00:
L70791-12 - 1, Ba 493.409 r, 2922446, 0.00000e+000, 2.69848e+000, -4.44945e-002, 15 Aug 2008
L70791-12 - 1, Be 234.861 r, 11492, 0.00000e+000, 3.06788e+000, 5.21120e-003, 15 Aug 2008  00:
L70791-12 - 1, Bi 223.061 r, -18516, 0.00000e+000, 6.74850e+002, 4.12001e-002, 15 Aug 2008  00
L70791-12 - 1, Ca 315.887 r, 5373067, 0.00000e+000, 3.31516e+001, -1.91147e-001, 15 Aug 2008
L70791-12 - 1, Cd 214.441 r, 111, 0.00000e+000, 4.78490e+001, 3.45935e-003, 15 Aug 2008  00:15
L70791-12 - 1, Co 228.615 r, 6474, 0.00000e+000, 1.05805e+002, 2.30051e-005, 15 Aug 2008  00:1
L70791-12 - 1, Cr 267.716 r, 4270, 0.00000e+000, 7.48820e+001, 7.68128e-003, 15 Aug 2008  00:1
L70791-12 - 1, Cr 205.552 r, 2552, 0.00000e+000, 1.07054e+002, 2.31864e-003, 15 Aug 2008  00:1
L70791-12 - 1, Cu 324.754 r, 1672948, 0.00000e+000, 1.32830e+001, -1.56844e-002, 15 Aug 2008
L70791-12 - 1, Fe 240.489 r, 15394950, 0.00000e+000, 6.77945e+001, 4.07940e-003, 15 Aug 2008
L70791-12 - 1, Fe 259.940 r, 35366272, 0.00000e+000, 2.78471e+001, 1.25330e-003, 15 Aug 2008
L70791-12 - 1, Ga 294.364 r, -777, 0.00000e+000, 5.07274e+002, 1.11443e-001, 15 Aug 2008  00:1
L70791-12 - 1, K 766.491 r, 1629840, 0.00000e+000, 1.49853e+002, -1.11352e-001, 15 Aug 2008  0
L70791-12 - 1, Li 670.784 r, 57690, 0.00000e+000, 9.51403e+000, -1.03762e-004, 15 Aug 2008  00
L70791-12 - 1, Mg 279.078 r, 1114030, 0.00000e+000, 3.36432e+002, -9.90183e-003, 15 Aug 2008
L70791-12 - 1, Mn 257.610 r, 1475555, 0.00000e+000, 1.00364e+001, 1.08603e-004, 15 Aug 2008  0
L70791-12 - 1, Mo 202.030 r, 8844, 0.00000e+000, 1.71101e+002, -8.27067e-003, 15 Aug 2008  00:
L70791-12 - 1, Na 330.237 r, 9310, 0.00000e+000, 7.98420e+003, -2.15032e+001, 15 Aug 2008  00:
L70791-12 - 1, Na 589.592 r, 86224, 0.00000e+000, 5.15281e+001, -1.20155e-001, 15 Aug 2008  00
L70791-12 - 1, Ni 221.648 r, 17061, 0.00000e+000, 1.05982e+002, 7.78567e-003, 15 Aug 2008  00:
L70791-12 - 1, Ni 231.604 r, 3866, 0.00000e+000, 1.35095e+002, -1.84379e-002, 15 Aug 2008  00:
L70791-12 - 1, Pb 220.353 r, 4068, 0.00000e+000, 5.02300e+002, 4.30537e-003, 15 Aug 2008  00:1
L70791-12 - 1, Sb 206.833 r, 496, 0.00000e+000, 7.74637e+002, -9.88717e-003, 15 Aug 2008  00:1
L70791-12 - 1, Sb 217.581 r, -72, 0.00000e+000, 9.89729e+002, 8.99887e-002, 15 Aug 2008  00:15
L70791-12 - 1, Sc 361.383 r, 63382, 0.00000e+000, 2.06374e+000, -3.36362e-003, 15 Aug 2008  00
L70791-12 - 1, Sc 357.253 r, 243479, 0.00000e+000, 2.84109e+000, -9.57627e-002, 15 Aug 2008  0
L70791-12 - 1, Se 196.090 r, -553, 0.00000e+000, 2.51043e+003, -5.85285e-003, 15 Aug 2008  00:
L70791-12 - 1, Si 251.611 r, 631751, 0.00000e+000, 1.52537e+002, 4.54814e-003, 15 Aug 2008  00
L70791-12 - 1, Sn 189.991 r, 906, 0.00000e+000, 5.72020e+002, 8.41794e-003, 15 Aug 2008  00:15
L70791-12 - 1, Sr 421.552 r, 775774, 0.00000e+000, 8.96139e-001, -5.41562e-003, 15 Aug 2008  0
L70791-12 - 1, Ti 337.280 r, 11356277, 0.00000e+000, 7.88459e+000, 3.42316e-003, 15 Aug 2008
L70791-12 - 1, Ti 334.941 r, 25804046, 0.00000e+000, 3.38057e+000, -9.46453e-003, 15 Aug 2008
L70791-12 - 1, Tl 190.864 r, -992, 0.00000e+000, 9.96761e+002, 3.90553e-002, 15 Aug 2008  00:1
L70791-12 - 1, V 292.401 r, 209744, 0.00000e+000, 1.53773e+001, 1.68431e-003, 15 Aug 2008  00:
L70791-12 - 1, Zn 213.856 r, 76041, 0.00000e+000, 4.03353e+001, -1.12349e-002, 15 Aug 2008  00
L70791-12 - 1, Zn 206.200 r, 39378, 0.00000e+000, 7.63690e+001, 1.21058e-003, 15 Aug 2008  00:
L70791-12 - 1, Y 371.030 r, 5831962, 0.00000e+000, 0.00000e+000, 1.00000e+000, 15 Aug 2008  00
L70791-12 - 2, Ag 328.068 r, -13054, 0.00000e+000, 3.26165e+001, -2.13588e-002, 15 Aug 2008  0
L70791-12 - 2, Al 396.152 r, 7769402, 0.00000e+000, 7.04909e+001, 1.31090e-002, 15 Aug 2008  0
L70791-12 - 2, As 189.042 r, -22, 0.00000e+000, 1.91967e+003, -1.77418e-002, 15 Aug 2008  00:1
```

```
L70791-12 - 2, B 249.677 r, -14814, 0.00000e+000, 6.52452e+001, 5.38255e-003, 15 Aug 2008  00:
L70791-12 - 2, Ba 493.409 r, 2900870, 0.00000e+000, 2.69848e+000, -4.44945e-002, 15 Aug 2008
L70791-12 - 2, Be 234.861 r, 10738, 0.00000e+000, 3.06788e+000, 5.21120e-003, 15 Aug 2008  00:
L70791-12 - 2, Bi 223.061 r, -18570, 0.00000e+000, 6.74850e+002, 4.12001e-002, 15 Aug 2008  00
L70791-12 - 2, Ca 315.887 r, 5376980, 0.00000e+000, 3.31516e+001, -1.91147e-001, 15 Aug 2008
L70791-12 - 2, Cd 214.441 r, 18, 0.00000e+000, 4.78490e+001, 3.45935e-003, 15 Aug 2008  00:15:
L70791-12 - 2, Co 228.615 r, 6550, 0.00000e+000, 1.05805e+002, 2.30051e-005, 15 Aug 2008  00:1
L70791-12 - 2, Cr 267.716 r, 4508, 0.00000e+000, 7.48820e+001, 7.68128e-003, 15 Aug 2008  00:1
L70791-12 - 2, Cr 205.552 r, 2634, 0.00000e+000, 1.07054e+002, 2.31864e-003, 15 Aug 2008  00:1
L70791-12 - 2, Cu 324.754 r, 1668749, 0.00000e+000, 1.32830e+001, -1.56844e-002, 15 Aug 2008
L70791-12 - 2, Fe 240.489 r, 15406800, 0.00000e+000, 6.77945e+001, 4.07940e-003, 15 Aug 2008
L70791-12 - 2, Fe 259.940 r, 35182019, 0.00000e+000, 2.78471e+001, 1.25330e-003, 15 Aug 2008
L70791-12 - 2, Ga 294.364 r, -1363, 0.00000e+000, 5.07274e+002, 1.11443e-001, 15 Aug 2008  00:
L70791-12 - 2, K 766.491 r, 1617466, 0.00000e+000, 1.49853e+002, -1.11352e-001, 15 Aug 2008  0
L70791-12 - 2, Li 670.784 r, 58576, 0.00000e+000, 9.51403e+000, -1.03762e-004, 15 Aug 2008  00
L70791-12 - 2, Mg 279.078 r, 1114577, 0.00000e+000, 3.36432e+002, -9.90183e-003, 15 Aug 2008
L70791-12 - 2, Mn 257.610 r, 1473070, 0.00000e+000, 1.00364e+001, 1.08603e-004, 15 Aug 2008  0
L70791-12 - 2, Mo 202.030 r, 8767, 0.00000e+000, 1.71101e+002, -8.27067e-003, 15 Aug 2008  00:
L70791-12 - 2, Na 330.237 r, 9484, 0.00000e+000, 7.98420e+003, -2.15032e+001, 15 Aug 2008  00:
L70791-12 - 2, Na 589.592 r, 82170, 0.00000e+000, 5.15281e+001, -1.20155e-001, 15 Aug 2008  00
L70791-12 - 2, Ni 221.648 r, 16937, 0.00000e+000, 1.05982e+002, 7.78567e-003, 15 Aug 2008  00:
L70791-12 - 2, Ni 231.604 r, 3753, 0.00000e+000, 1.35095e+002, -1.84379e-002, 15 Aug 2008  00:
L70791-12 - 2, Pb 220.353 r, 3819, 0.00000e+000, 5.02300e+002, 4.30537e-003, 15 Aug 2008  00:1
L70791-12 - 2, Sb 206.833 r, 351, 0.00000e+000, 7.74637e+002, -9.88717e-003, 15 Aug 2008  00:1
L70791-12 - 2, Sb 217.581 r, -637, 0.00000e+000, 9.89729e+002, 8.99887e-002, 15 Aug 2008  00:1
L70791-12 - 2, Sc 361.383 r, 63614, 0.00000e+000, 2.06374e+000, -3.36362e-003, 15 Aug 2008  00
L70791-12 - 2, Sc 357.253 r, 243040, 0.00000e+000, 2.84109e+000, -9.57627e-002, 15 Aug 2008  0
L70791-12 - 2, Se 196.090 r, -437, 0.00000e+000, 2.51043e+003, -5.85285e-003, 15 Aug 2008  00:
L70791-12 - 2, Si 251.611 r, 629165, 0.00000e+000, 1.52537e+002, 4.54814e-003, 15 Aug 2008  00
L70791-12 - 2, Sn 189.991 r, 921, 0.00000e+000, 5.72020e+002, 8.41794e-003, 15 Aug 2008  00:15
L70791-12 - 2, Sr 421.552 r, 769635, 0.00000e+000, 8.96139e-001, -5.41562e-003, 15 Aug 2008  0
L70791-12 - 2, Ti 337.280 r, 11269465, 0.00000e+000, 7.88459e+000, 3.42316e-003, 15 Aug 2008
L70791-12 - 2, Ti 334.941 r, 25745640, 0.00000e+000, 3.38057e+000, -9.46453e-003, 15 Aug 2008
L70791-12 - 2, Tl 190.864 r, -947, 0.00000e+000, 9.96761e+002, 3.90553e-002, 15 Aug 2008  00:1
L70791-12 - 2, V 292.401 r, 209473, 0.00000e+000, 1.53773e+001, 1.68431e-003, 15 Aug 2008  00:
L70791-12 - 2, Zn 213.856 r, 75771, 0.00000e+000, 4.03353e+001, -1.12349e-002, 15 Aug 2008  00
L70791-12 - 2, Zn 206.200 r, 39870, 0.00000e+000, 7.63690e+001, 1.21058e-003, 15 Aug 2008  00:
L70791-12 - 2, Y 371.030 r, 5777862, 0.00000e+000, 0.00000e+000, 1.00000e+000, 15 Aug 2008  00
L70791-13 - 1, Ag 328.068 r, -16803, 0.00000e+000, 3.26165e+001, -2.13588e-002, 15 Aug 2008  0
L70791-13 - 1, Al 396.152 r, 10727531, 0.00000e+000, 7.04909e+001, 1.31090e-002, 15 Aug 2008
L70791-13 - 1, As 189.042 r, 277, 0.00000e+000, 1.91967e+003, -1.77418e-002, 15 Aug 2008  00:1
L70791-13 - 1, B 249.677 r, -18308, 0.00000e+000, 6.52452e+001, 5.38255e-003, 15 Aug 2008  00:
L70791-13 - 1, Ba 493.409 r, 4049067, 0.00000e+000, 2.69848e+000, -4.44945e-002, 15 Aug 2008
L70791-13 - 1, Be 234.861 r, 15252, 0.00000e+000, 3.06788e+000, 5.21120e-003, 15 Aug 2008  00:
L70791-13 - 1, Bi 223.061 r, -19351, 0.00000e+000, 6.74850e+002, 4.12001e-002, 15 Aug 2008  00
L70791-13 - 1, Ca 315.887 r, 22098064, 0.00000e+000, 3.31516e+001, -1.91147e-001, 15 Aug 2008
L70791-13 - 1, Cd 214.441 r, 61, 0.00000e+000, 4.78490e+001, 3.45935e-003, 15 Aug 2008  00:18:
L70791-13 - 1, Co 228.615 r, 7294, 0.00000e+000, 1.05805e+002, 2.30051e-005, 15 Aug 2008  00:1
L70791-13 - 1, Cr 267.716 r, 4880, 0.00000e+000, 7.48820e+001, 7.68128e-003, 15 Aug 2008  00:1
L70791-13 - 1, Cr 205.552 r, 2869, 0.00000e+000, 1.07054e+002, 2.31864e-003, 15 Aug 2008  00:1
L70791-13 - 1, Cu 324.754 r, 1586258, 0.00000e+000, 1.32830e+001, -1.56844e-002, 15 Aug 2008
L70791-13 - 1, Fe 240.489 r, 19403487, 0.00000e+000, 6.77945e+001, 4.07940e-003, 15 Aug 2008
L70791-13 - 1, Fe 259.940 r, 44596137, 0.00000e+000, 2.78471e+001, 1.25330e-003, 15 Aug 2008
L70791-13 - 1, Ga 294.364 r, -487, 0.00000e+000, 5.07274e+002, 1.11443e-001, 15 Aug 2008  00:1
L70791-13 - 1, K 766.491 r, 1804962, 0.00000e+000, 1.49853e+002, -1.11352e-001, 15 Aug 2008  0
L70791-13 - 1, Li 670.784 r, 95068, 0.00000e+000, 9.51403e+000, -1.03762e-004, 15 Aug 2008  00
L70791-13 - 1, Mg 279.078 r, 1355984, 0.00000e+000, 3.36432e+002, -9.90183e-003, 15 Aug 2008
L70791-13 - 1, Mn 257.610 r, 2069166, 0.00000e+000, 1.00364e+001, 1.08603e-004, 15 Aug 2008  0
L70791-13 - 1, Mo 202.030 r, 29592, 0.00000e+000, 1.71101e+002, -8.27067e-003, 15 Aug 2008  00
L70791-13 - 1, Na 330.237 r, 6888, 0.00000e+000, 7.98420e+003, -2.15032e+001, 15 Aug 2008  00:
```

```
L70791-13 - 1, Na 589.592 r, 110904, 0.00000e+000, 5.15281e+001, -1.20155e-001, 15 Aug 2008  0
L70791-13 - 1, Ni 221.648 r, 18508, 0.00000e+000, 1.05982e+002, 7.78567e-003, 15 Aug 2008  00:
L70791-13 - 1, Ni 231.604 r, 4742, 0.00000e+000, 1.35095e+002, -1.84379e-002, 15 Aug 2008  00:
L70791-13 - 1, Pb 220.353 r, 1822, 0.00000e+000, 5.02300e+002, 4.30537e-003, 15 Aug 2008  00:1
L70791-13 - 1, Sb 206.833 r, 303, 0.00000e+000, 7.74637e+002, -9.88717e-003, 15 Aug 2008  00:1
L70791-13 - 1, Sb 217.581 r, -250, 0.00000e+000, 9.89729e+002, 8.99887e-002, 15 Aug 2008  00:1
L70791-13 - 1, Sc 361.383 r, 78925, 0.00000e+000, 2.06374e+000, -3.36362e-003, 15 Aug 2008  00
L70791-13 - 1, Sc 357.253 r, 256016, 0.00000e+000, 2.84109e+000, -9.57627e-002, 15 Aug 2008  0
L70791-13 - 1, Se 196.090 r, -592, 0.00000e+000, 2.51043e+003, -5.85285e-003, 15 Aug 2008  00:
L70791-13 - 1, Si 251.611 r, 658573, 0.00000e+000, 1.52537e+002, 4.54814e-003, 15 Aug 2008  00
L70791-13 - 1, Sn 189.991 r, 889, 0.00000e+000, 5.72020e+002, 8.41794e-003, 15 Aug 2008  00:18
L70791-13 - 1, Sr 421.552 r, 2474714, 0.00000e+000, 8.96139e-001, -5.41562e-003, 15 Aug 2008
L70791-13 - 1, Ti 337.280 r, 12358717, 0.00000e+000, 7.88459e+000, 3.42316e-003, 15 Aug 2008
L70791-13 - 1, Ti 334.941 r, 28314455, 0.00000e+000, 3.38057e+000, -9.46453e-003, 15 Aug 2008
L70791-13 - 1, Tl 190.864 r, -1000, 0.00000e+000, 9.96761e+002, 3.90553e-002, 15 Aug 2008  00:
L70791-13 - 1, V 292.401 r, 243179, 0.00000e+000, 1.53773e+001, 1.68431e-003, 15 Aug 2008  00:
L70791-13 - 1, Zn 213.856 r, 76393, 0.00000e+000, 4.03353e+001, -1.12349e-002, 15 Aug 2008  00
L70791-13 - 1, Zn 206.200 r, 38475, 0.00000e+000, 7.63690e+001, 1.21058e-003, 15 Aug 2008  00:
L70791-13 - 1, Y 371.030 r, 5811847, 0.00000e+000, 0.00000e+000, 1.00000e+000, 15 Aug 2008  00
L70791-13 - 2, Ag 328.068 r, -16529, 0.00000e+000, 3.26165e+001, -2.13588e-002, 15 Aug 2008  0
L70791-13 - 2, Al 396.152 r, 10619343, 0.00000e+000, 7.04909e+001, 1.31090e-002, 15 Aug 2008
L70791-13 - 2, As 189.042 r, 369, 0.00000e+000, 1.91967e+003, -1.77418e-002, 15 Aug 2008  00:1
L70791-13 - 2, B 249.677 r, -18602, 0.00000e+000, 6.52452e+001, 5.38255e-003, 15 Aug 2008  00:
L70791-13 - 2, Ba 493.409 r, 4020207, 0.00000e+000, 2.69848e+000, -4.44945e-002, 15 Aug 2008
L70791-13 - 2, Be 234.861 r, 15617, 0.00000e+000, 3.06788e+000, 5.21120e-003, 15 Aug 2008  00:
L70791-13 - 2, Bi 223.061 r, -19633, 0.00000e+000, 6.74850e+002, 4.12001e-002, 15 Aug 2008  00
L70791-13 - 2, Ca 315.887 r, 21992829, 0.00000e+000, 3.31516e+001, -1.91147e-001, 15 Aug 2008
L70791-13 - 2, Cd 214.441 r, 228, 0.00000e+000, 4.78490e+001, 3.45935e-003, 15 Aug 2008  00:18
L70791-13 - 2, Co 228.615 r, 7403, 0.00000e+000, 1.05805e+002, 2.30051e-005, 15 Aug 2008  00:1
L70791-13 - 2, Cr 267.716 r, 5108, 0.00000e+000, 7.48820e+001, 7.68128e-003, 15 Aug 2008  00:1
L70791-13 - 2, Cr 205.552 r, 2977, 0.00000e+000, 1.07054e+002, 2.31864e-003, 15 Aug 2008  00:1
L70791-13 - 2, Cu 324.754 r, 1572917, 0.00000e+000, 1.32830e+001, -1.56844e-002, 15 Aug 2008
L70791-13 - 2, Fe 240.489 r, 19322350, 0.00000e+000, 6.77945e+001, 4.07940e-003, 15 Aug 2008
L70791-13 - 2, Fe 259.940 r, 44001141, 0.00000e+000, 2.78471e+001, 1.25330e-003, 15 Aug 2008
L70791-13 - 2, Ga 294.364 r, -364, 0.00000e+000, 5.07274e+002, 1.11443e-001, 15 Aug 2008  00:1
L70791-13 - 2, K 766.491 r, 1794077, 0.00000e+000, 1.49853e+002, -1.11352e-001, 15 Aug 2008  0
L70791-13 - 2, Li 670.784 r, 94379, 0.00000e+000, 9.51403e+000, -1.03762e-004, 15 Aug 2008  00
L70791-13 - 2, Mg 279.078 r, 1343184, 0.00000e+000, 3.36432e+002, -9.90183e-003, 15 Aug 2008
L70791-13 - 2, Mn 257.610 r, 2059278, 0.00000e+000, 1.00364e+001, 1.08603e-004, 15 Aug 2008  0
L70791-13 - 2, Mo 202.030 r, 29910, 0.00000e+000, 1.71101e+002, -8.27067e-003, 15 Aug 2008  00
L70791-13 - 2, Na 330.237 r, 6673, 0.00000e+000, 7.98420e+003, -2.15032e+001, 15 Aug 2008  00:
L70791-13 - 2, Na 589.592 r, 108271, 0.00000e+000, 5.15281e+001, -1.20155e-001, 15 Aug 2008  0
L70791-13 - 2, Ni 221.648 r, 18253, 0.00000e+000, 1.05982e+002, 7.78567e-003, 15 Aug 2008  00:
L70791-13 - 2, Ni 231.604 r, 4993, 0.00000e+000, 1.35095e+002, -1.84379e-002, 15 Aug 2008  00:
L70791-13 - 2, Pb 220.353 r, 1334, 0.00000e+000, 5.02300e+002, 4.30537e-003, 15 Aug 2008  00:1
L70791-13 - 2, Sb 206.833 r, 488, 0.00000e+000, 7.74637e+002, -9.88717e-003, 15 Aug 2008  00:1
L70791-13 - 2, Sb 217.581 r, -271, 0.00000e+000, 9.89729e+002, 8.99887e-002, 15 Aug 2008  00:1
L70791-13 - 2, Sc 361.383 r, 79521, 0.00000e+000, 2.06374e+000, -3.36362e-003, 15 Aug 2008  00
L70791-13 - 2, Sc 357.253 r, 255984, 0.00000e+000, 2.84109e+000, -9.57627e-002, 15 Aug 2008  0
L70791-13 - 2, Se 196.090 r, -729, 0.00000e+000, 2.51043e+003, -5.85285e-003, 15 Aug 2008  00:
L70791-13 - 2, Si 251.611 r, 652033, 0.00000e+000, 1.52537e+002, 4.54814e-003, 15 Aug 2008  00
L70791-13 - 2, Sn 189.991 r, 857, 0.00000e+000, 5.72020e+002, 8.41794e-003, 15 Aug 2008  00:18
L70791-13 - 2, Sr 421.552 r, 2459882, 0.00000e+000, 8.96139e-001, -5.41562e-003, 15 Aug 2008
L70791-13 - 2, Ti 337.280 r, 12261370, 0.00000e+000, 7.88459e+000, 3.42316e-003, 15 Aug 2008
L70791-13 - 2, Ti 334.941 r, 27870028, 0.00000e+000, 3.38057e+000, -9.46453e-003, 15 Aug 2008
L70791-13 - 2, Tl 190.864 r, -976, 0.00000e+000, 9.96761e+002, 3.90553e-002, 15 Aug 2008  00:1
L70791-13 - 2, V 292.401 r, 241350, 0.00000e+000, 1.53773e+001, 1.68431e-003, 15 Aug 2008  00:
L70791-13 - 2, Zn 213.856 r, 75822, 0.00000e+000, 4.03353e+001, -1.12349e-002, 15 Aug 2008  00
L70791-13 - 2, Zn 206.200 r, 38682, 0.00000e+000, 7.63690e+001, 1.21058e-003, 15 Aug 2008  00:
L70791-13 - 2, Y 371.030 r, 5738008, 0.00000e+000, 0.00000e+000, 1.00000e+000, 15 Aug 2008  00
```

```
L70791-14 - 1, Ag 328.068 r, -17107, 0.00000e+000, 3.26165e+001, -2.13588e-002, 15 Aug 2008  0
L70791-14 - 1, Al 396.152 r, 8744302, 0.00000e+000, 7.04909e+001, 1.31090e-002, 15 Aug 2008  0
L70791-14 - 1, As 189.042 r, 307, 0.00000e+000, 1.91967e+003, -1.77418e-002, 15 Aug 2008  00:2
L70791-14 - 1, B 249.677 r, -20537, 0.00000e+000, 6.52452e+001, 5.38255e-003, 15 Aug 2008  00:
L70791-14 - 1, Ba 493.409 r, 4019697, 0.00000e+000, 2.69848e+000, -4.44945e-002, 15 Aug 2008
L70791-14 - 1, Be 234.861 r, 14369, 0.00000e+000, 3.06788e+000, 5.21120e-003, 15 Aug 2008  00:
L70791-14 - 1, Bi 223.061 r, -19237, 0.00000e+000, 6.74850e+002, 4.12001e-002, 15 Aug 2008  00
L70791-14 - 1, Ca 315.887 r, 15663863, 0.00000e+000, 3.31516e+001, -1.91147e-001, 15 Aug 2008
L70791-14 - 1, Cd 214.441 r, 314, 0.00000e+000, 4.78490e+001, 3.45935e-003, 15 Aug 2008  00:22
L70791-14 - 1, Co 228.615 r, 6925, 0.00000e+000, 1.05805e+002, 2.30051e-005, 15 Aug 2008  00:2
L70791-14 - 1, Cr 267.716 r, 5552, 0.00000e+000, 7.48820e+001, 7.68128e-003, 15 Aug 2008  00:2
L70791-14 - 1, Cr 205.552 r, 2838, 0.00000e+000, 1.07054e+002, 2.31864e-003, 15 Aug 2008  00:2
L70791-14 - 1, Cu 324.754 r, 548089, 0.00000e+000, 1.32830e+001, -1.56844e-002, 15 Aug 2008  0
L70791-14 - 1, Fe 240.489 r, 20552652, 0.00000e+000, 6.77945e+001, 4.07940e-003, 15 Aug 2008
L70791-14 - 1, Fe 259.940 r, 46611089, 0.00000e+000, 2.78471e+001, 1.25330e-003, 15 Aug 2008
L70791-14 - 1, Ga 294.364 r, -131, 0.00000e+000, 5.07274e+002, 1.11443e-001, 15 Aug 2008  00:2
L70791-14 - 1, K 766.491 r, 1326688, 0.00000e+000, 1.49853e+002, -1.11352e-001, 15 Aug 2008  0
L70791-14 - 1, Li 670.784 r, 87019, 0.00000e+000, 9.51403e+000, -1.03762e-004, 15 Aug 2008  00
L70791-14 - 1, Mg 279.078 r, 1264007, 0.00000e+000, 3.36432e+002, -9.90183e-003, 15 Aug 2008
L70791-14 - 1, Mn 257.610 r, 2132720, 0.00000e+000, 1.00364e+001, 1.08603e-004, 15 Aug 2008  0
L70791-14 - 1, Mo 202.030 r, 2575, 0.00000e+000, 1.71101e+002, -8.27067e-003, 15 Aug 2008  00:
L70791-14 - 1, Na 330.237 r, 6032, 0.00000e+000, 7.98420e+003, -2.15032e+001, 15 Aug 2008  00:
L70791-14 - 1, Na 589.592 r, 149473, 0.00000e+000, 5.15281e+001, -1.20155e-001, 15 Aug 2008  0
L70791-14 - 1, Ni 221.648 r, 17276, 0.00000e+000, 1.05982e+002, 7.78567e-003, 15 Aug 2008  00:
L70791-14 - 1, Ni 231.604 r, 4366, 0.00000e+000, 1.35095e+002, -1.84379e-002, 15 Aug 2008  00:
L70791-14 - 1, Pb 220.353 r, 1179, 0.00000e+000, 5.02300e+002, 4.30537e-003, 15 Aug 2008  00:2
L70791-14 - 1, Sb 206.833 r, 290, 0.00000e+000, 7.74637e+002, -9.88717e-003, 15 Aug 2008  00:2
L70791-14 - 1, Sb 217.581 r, -273, 0.00000e+000, 9.89729e+002, 8.99887e-002, 15 Aug 2008  00:2
L70791-14 - 1, Sc 361.383 r, 68757, 0.00000e+000, 2.06374e+000, -3.36362e-003, 15 Aug 2008  00
L70791-14 - 1, Sc 357.253 r, 244281, 0.00000e+000, 2.84109e+000, -9.57627e-002, 15 Aug 2008  0
L70791-14 - 1, Se 196.090 r, -735, 0.00000e+000, 2.51043e+003, -5.85285e-003, 15 Aug 2008  00:
L70791-14 - 1, Si 251.611 r, 622934, 0.00000e+000, 1.52537e+002, 4.54814e-003, 15 Aug 2008  00
L70791-14 - 1, Sn 189.991 r, 888, 0.00000e+000, 5.72020e+002, 8.41794e-003, 15 Aug 2008  00:22
L70791-14 - 1, Sr 421.552 r, 1611895, 0.00000e+000, 8.96139e-001, -5.41562e-003, 15 Aug 2008
L70791-14 - 1, Ti 337.280 r, 11987665, 0.00000e+000, 7.88459e+000, 3.42316e-003, 15 Aug 2008
L70791-14 - 1, Ti 334.941 r, 27217878, 0.00000e+000, 3.38057e+000, -9.46453e-003, 15 Aug 2008
L70791-14 - 1, Tl 190.864 r, -981, 0.00000e+000, 9.96761e+002, 3.90553e-002, 15 Aug 2008  00:2
L70791-14 - 1, V 292.401 r, 292501, 0.00000e+000, 1.53773e+001, 1.68431e-003, 15 Aug 2008  00:
L70791-14 - 1, Zn 213.856 r, 63339, 0.00000e+000, 4.03353e+001, -1.12349e-002, 15 Aug 2008  00
L70791-14 - 1, Zn 206.200 r, 32178, 0.00000e+000, 7.63690e+001, 1.21058e-003, 15 Aug 2008  00:
L70791-14 - 1, Y 371.030 r, 5735227, 0.00000e+000, 0.00000e+000, 1.00000e+000, 15 Aug 2008  00
L70791-14 - 2, Ag 328.068 r, -18941, 0.00000e+000, 3.26165e+001, -2.13588e-002, 15 Aug 2008  0
L70791-14 - 2, Al 396.152 r, 8752018, 0.00000e+000, 7.04909e+001, 1.31090e-002, 15 Aug 2008  0
L70791-14 - 2, As 189.042 r, 228, 0.00000e+000, 1.91967e+003, -1.77418e-002, 15 Aug 2008  00:2
L70791-14 - 2, B 249.677 r, -20946, 0.00000e+000, 6.52452e+001, 5.38255e-003, 15 Aug 2008  00:
L70791-14 - 2, Ba 493.409 r, 4011284, 0.00000e+000, 2.69848e+000, -4.44945e-002, 15 Aug 2008
L70791-14 - 2, Be 234.861 r, 14491, 0.00000e+000, 3.06788e+000, 5.21120e-003, 15 Aug 2008  00:
L70791-14 - 2, Bi 223.061 r, -19432, 0.00000e+000, 6.74850e+002, 4.12001e-002, 15 Aug 2008  00
L70791-14 - 2, Ca 315.887 r, 15739487, 0.00000e+000, 3.31516e+001, -1.91147e-001, 15 Aug 2008
L70791-14 - 2, Cd 214.441 r, 286, 0.00000e+000, 4.78490e+001, 3.45935e-003, 15 Aug 2008  00:22
L70791-14 - 2, Co 228.615 r, 7111, 0.00000e+000, 1.05805e+002, 2.30051e-005, 15 Aug 2008  00:2
L70791-14 - 2, Cr 267.716 r, 5299, 0.00000e+000, 7.48820e+001, 7.68128e-003, 15 Aug 2008  00:2
L70791-14 - 2, Cr 205.552 r, 3005, 0.00000e+000, 1.07054e+002, 2.31864e-003, 15 Aug 2008  00:2
L70791-14 - 2, Cu 324.754 r, 549874, 0.00000e+000, 1.32830e+001, -1.56844e-002, 15 Aug 2008  0
L70791-14 - 2, Fe 240.489 r, 20670375, 0.00000e+000, 6.77945e+001, 4.07940e-003, 15 Aug 2008
L70791-14 - 2, Fe 259.940 r, 46605313, 0.00000e+000, 2.78471e+001, 1.25330e-003, 15 Aug 2008
L70791-14 - 2, Ga 294.364 r, 7, 0.00000e+000, 5.07274e+002, 1.11443e-001, 15 Aug 2008  00:22:1
L70791-14 - 2, K 766.491 r, 1322388, 0.00000e+000, 1.49853e+002, -1.11352e-001, 15 Aug 2008  0
L70791-14 - 2, Li 670.784 r, 85707, 0.00000e+000, 9.51403e+000, -1.03762e-004, 15 Aug 2008  00
L70791-14 - 2, Mg 279.078 r, 1273493, 0.00000e+000, 3.36432e+002, -9.90183e-003, 15 Aug 2008
```

```
L70791-14 - 2, Mn 257.610 r, 2139509, 0.00000e+000, 1.00364e+001, 1.08603e-004, 15 Aug 2008  0
L70791-14 - 2, Mo 202.030 r, 2546, 0.00000e+000, 1.71101e+002, -8.27067e-003, 15 Aug 2008  00:
L70791-14 - 2, Na 330.237 r, 6360, 0.00000e+000, 7.98420e+003, -2.15032e+001, 15 Aug 2008  00:
L70791-14 - 2, Na 589.592 r, 147714, 0.00000e+000, 5.15281e+001, -1.20155e-001, 15 Aug 2008  0
L70791-14 - 2, Ni 221.648 r, 17374, 0.00000e+000, 1.05982e+002, 7.78567e-003, 15 Aug 2008  00:
L70791-14 - 2, Ni 231.604 r, 4437, 0.00000e+000, 1.35095e+002, -1.84379e-002, 15 Aug 2008  00:
L70791-14 - 2, Pb 220.353 r, 1206, 0.00000e+000, 5.02300e+002, 4.30537e-003, 15 Aug 2008  00:2
L70791-14 - 2, Sb 206.833 r, 363, 0.00000e+000, 7.74637e+002, -9.88717e-003, 15 Aug 2008  00:2
L70791-14 - 2, Sb 217.581 r, -185, 0.00000e+000, 9.89729e+002, 8.99887e-002, 15 Aug 2008  00:2
L70791-14 - 2, Sc 361.383 r, 68547, 0.00000e+000, 2.06374e+000, -3.36362e-003, 15 Aug 2008  00
L70791-14 - 2, Sc 357.253 r, 244779, 0.00000e+000, 2.84109e+000, -9.57627e-002, 15 Aug 2008  0
L70791-14 - 2, Se 196.090 r, -589, 0.00000e+000, 2.51043e+003, -5.85285e-003, 15 Aug 2008  00:
L70791-14 - 2, Si 251.611 r, 622949, 0.00000e+000, 1.52537e+002, 4.54814e-003, 15 Aug 2008  00
L70791-14 - 2, Sn 189.991 r, 982, 0.00000e+000, 5.72020e+002, 8.41794e-003, 15 Aug 2008  00:22
L70791-14 - 2, Sr 421.552 r, 1603682, 0.00000e+000, 8.96139e-001, -5.41562e-003, 15 Aug 2008
L70791-14 - 2, Ti 337.280 r, 11977730, 0.00000e+000, 7.88459e+000, 3.42316e-003, 15 Aug 2008
L70791-14 - 2, Ti 334.941 r, 27114293, 0.00000e+000, 3.38057e+000, -9.46453e-003, 15 Aug 2008
L70791-14 - 2, Tl 190.864 r, -1025, 0.00000e+000, 9.96761e+002, 3.90553e-002, 15 Aug 2008  00:
L70791-14 - 2, V 292.401 r, 293077, 0.00000e+000, 1.53773e+001, 1.68431e-003, 15 Aug 2008  00:
L70791-14 - 2, Zn 213.856 r, 63506, 0.00000e+000, 4.03353e+001, -1.12349e-002, 15 Aug 2008  00
L70791-14 - 2, Zn 206.200 r, 32428, 0.00000e+000, 7.63690e+001, 1.21058e-003, 15 Aug 2008  00:
L70791-14 - 2, Y 371.030 r, 5705177, 0.00000e+000, 0.00000e+000, 1.00000e+000, 15 Aug 2008  00
L70791-15 - 1, Ag 328.068 r, -16597, 0.00000e+000, 3.26165e+001, -2.13588e-002, 15 Aug 2008  0
L70791-15 - 1, Al 396.152 r, 12065948, 0.00000e+000, 7.04909e+001, 1.31090e-002, 15 Aug 2008
L70791-15 - 1, As 189.042 r, 332, 0.00000e+000, 1.91967e+003, -1.77418e-002, 15 Aug 2008  00:2
L70791-15 - 1, B 249.677 r, -17242, 0.00000e+000, 6.52452e+001, 5.38255e-003, 15 Aug 2008  00:
L70791-15 - 1, Ba 493.409 r, 3824045, 0.00000e+000, 2.69848e+000, -4.44945e-002, 15 Aug 2008
L70791-15 - 1, Be 234.861 r, 17354, 0.00000e+000, 3.06788e+000, 5.21120e-003, 15 Aug 2008  00:
L70791-15 - 1, Bi 223.061 r, -19553, 0.00000e+000, 6.74850e+002, 4.12001e-002, 15 Aug 2008  00
L70791-15 - 1, Ca 315.887 r, 8352783, 0.00000e+000, 3.31516e+001, -1.91147e-001, 15 Aug 2008
L70791-15 - 1, Cd 214.441 r, -10, 0.00000e+000, 4.78490e+001, 3.45935e-003, 15 Aug 2008  00:25
L70791-15 - 1, Co 228.615 r, 8154, 0.00000e+000, 1.05805e+002, 2.30051e-005, 15 Aug 2008  00:2
L70791-15 - 1, Cr 267.716 r, 5092, 0.00000e+000, 7.48820e+001, 7.68128e-003, 15 Aug 2008  00:2
L70791-15 - 1, Cr 205.552 r, 2798, 0.00000e+000, 1.07054e+002, 2.31864e-003, 15 Aug 2008  00:2
L70791-15 - 1, Cu 324.754 r, 1655605, 0.00000e+000, 1.32830e+001, -1.56844e-002, 15 Aug 2008
L70791-15 - 1, Fe 240.489 r, 18836818, 0.00000e+000, 6.77945e+001, 4.07940e-003, 15 Aug 2008
L70791-15 - 1, Fe 259.940 r, 42934757, 0.00000e+000, 2.78471e+001, 1.25330e-003, 15 Aug 2008
L70791-15 - 1, Ga 294.364 r, -109, 0.00000e+000, 5.07274e+002, 1.11443e-001, 15 Aug 2008  00:2
L70791-15 - 1, K 766.491 r, 2367056, 0.00000e+000, 1.49853e+002, -1.11352e-001, 15 Aug 2008  0
L70791-15 - 1, Li 670.784 r, 85158, 0.00000e+000, 9.51403e+000, -1.03762e-004, 15 Aug 2008  00
L70791-15 - 1, Mg 279.078 r, 1513461, 0.00000e+000, 3.36432e+002, -9.90183e-003, 15 Aug 2008
L70791-15 - 1, Mn 257.610 r, 2414963, 0.00000e+000, 1.00364e+001, 1.08603e-004, 15 Aug 2008  0
L70791-15 - 1, Mo 202.030 r, 36448, 0.00000e+000, 1.71101e+002, -8.27067e-003, 15 Aug 2008  00
L70791-15 - 1, Na 330.237 r, 9478, 0.00000e+000, 7.98420e+003, -2.15032e+001, 15 Aug 2008  00:
L70791-15 - 1, Na 589.592 r, 89400, 0.00000e+000, 5.15281e+001, -1.20155e-001, 15 Aug 2008  00
L70791-15 - 1, Ni 221.648 r, 19412, 0.00000e+000, 1.05982e+002, 7.78567e-003, 15 Aug 2008  00:
L70791-15 - 1, Ni 231.604 r, 4678, 0.00000e+000, 1.35095e+002, -1.84379e-002, 15 Aug 2008  00:
L70791-15 - 1, Pb 220.353 r, 2287, 0.00000e+000, 5.02300e+002, 4.30537e-003, 15 Aug 2008  00:2
L70791-15 - 1, Sb 206.833 r, 63, 0.00000e+000, 7.74637e+002, -9.88717e-003, 15 Aug 2008  00:25
L70791-15 - 1, Sb 217.581 r, -119, 0.00000e+000, 9.89729e+002, 8.99887e-002, 15 Aug 2008  00:2
L70791-15 - 1, Sc 361.383 r, 120367, 0.00000e+000, 2.06374e+000, -3.36362e-003, 15 Aug 2008  0
L70791-15 - 1, Sc 357.253 r, 287852, 0.00000e+000, 2.84109e+000, -9.57627e-002, 15 Aug 2008  0
L70791-15 - 1, Se 196.090 r, -499, 0.00000e+000, 2.51043e+003, -5.85285e-003, 15 Aug 2008  00:
L70791-15 - 1, Si 251.611 r, 707861, 0.00000e+000, 1.52537e+002, 4.54814e-003, 15 Aug 2008  00
L70791-15 - 1, Sn 189.991 r, 1037, 0.00000e+000, 5.72020e+002, 8.41794e-003, 15 Aug 2008  00:2
L70791-15 - 1, Sr 421.552 r, 3187369, 0.00000e+000, 8.96139e-001, -5.41562e-003, 15 Aug 2008
L70791-15 - 1, Ti 337.280 r, 12436758, 0.00000e+000, 7.88459e+000, 3.42316e-003, 15 Aug 2008
L70791-15 - 1, Ti 334.941 r, 28244312, 0.00000e+000, 3.38057e+000, -9.46453e-003, 15 Aug 2008
L70791-15 - 1, Tl 190.864 r, -948, 0.00000e+000, 9.96761e+002, 3.90553e-002, 15 Aug 2008  00:2
L70791-15 - 1, V 292.401 r, 228470, 0.00000e+000, 1.53773e+001, 1.68431e-003, 15 Aug 2008  00:
```

```
L70791-15 - 1, Zn 213.856 r, 87345, 0.00000e+000, 4.03353e+001, -1.12349e-002, 15 Aug 2008  00
L70791-15 - 1, Zn 206.200 r, 45582, 0.00000e+000, 7.63690e+001, 1.21058e-003, 15 Aug 2008  00:
L70791-15 - 1, Y 371.030 r, 5805619, 0.00000e+000, 0.00000e+000, 1.00000e+000, 15 Aug 2008  00
L70791-15 - 2, Ag 328.068 r, -15795, 0.00000e+000, 3.26165e+001, -2.13588e-002, 15 Aug 2008  0
L70791-15 - 2, Al 396.152 r, 12040233, 0.00000e+000, 7.04909e+001, 1.31090e-002, 15 Aug 2008
L70791-15 - 2, As 189.042 r, 258, 0.00000e+000, 1.91967e+003, -1.77418e-002, 15 Aug 2008  00:2
L70791-15 - 2, B 249.677 r, -16956, 0.00000e+000, 6.52452e+001, 5.38255e-003, 15 Aug 2008  00:
L70791-15 - 2, Ba 493.409 r, 3799335, 0.00000e+000, 2.69848e+000, -4.44945e-002, 15 Aug 2008
L70791-15 - 2, Be 234.861 r, 17371, 0.00000e+000, 3.06788e+000, 5.21120e-003, 15 Aug 2008  00:
L70791-15 - 2, Bi 223.061 r, -20071, 0.00000e+000, 6.74850e+002, 4.12001e-002, 15 Aug 2008  00
L70791-15 - 2, Ca 315.887 r, 8348667, 0.00000e+000, 3.31516e+001, -1.91147e-001, 15 Aug 2008
L70791-15 - 2, Cd 214.441 r, 98, 0.00000e+000, 4.78490e+001, 3.45935e-003, 15 Aug 2008  00:25:
L70791-15 - 2, Co 228.615 r, 7950, 0.00000e+000, 1.05805e+002, 2.30051e-005, 15 Aug 2008  00:2
L70791-15 - 2, Cr 267.716 r, 4967, 0.00000e+000, 7.48820e+001, 7.68128e-003, 15 Aug 2008  00:2
L70791-15 - 2, Cr 205.552 r, 2782, 0.00000e+000, 1.07054e+002, 2.31864e-003, 15 Aug 2008  00:2
L70791-15 - 2, Cu 324.754 r, 1647092, 0.00000e+000, 1.32830e+001, -1.56844e-002, 15 Aug 2008
L70791-15 - 2, Fe 240.489 r, 18878253, 0.00000e+000, 6.77945e+001, 4.07940e-003, 15 Aug 2008
L70791-15 - 2, Fe 259.940 r, 42947128, 0.00000e+000, 2.78471e+001, 1.25330e-003, 15 Aug 2008
L70791-15 - 2, Ga 294.364 r, -193, 0.00000e+000, 5.07274e+002, 1.11443e-001, 15 Aug 2008  00:2
L70791-15 - 2, K 766.491 r, 2347857, 0.00000e+000, 1.49853e+002, -1.11352e-001, 15 Aug 2008  0
L70791-15 - 2, Li 670.784 r, 84026, 0.00000e+000, 9.51403e+000, -1.03762e-004, 15 Aug 2008  00
L70791-15 - 2, Mg 279.078 r, 1523525, 0.00000e+000, 3.36432e+002, -9.90183e-003, 15 Aug 2008
L70791-15 - 2, Mn 257.610 r, 2415799, 0.00000e+000, 1.00364e+001, 1.08603e-004, 15 Aug 2008  0
L70791-15 - 2, Mo 202.030 r, 36786, 0.00000e+000, 1.71101e+002, -8.27067e-003, 15 Aug 2008  00
L70791-15 - 2, Na 330.237 r, 8814, 0.00000e+000, 7.98420e+003, -2.15032e+001, 15 Aug 2008  00:
L70791-15 - 2, Na 589.592 r, 90768, 0.00000e+000, 5.15281e+001, -1.20155e-001, 15 Aug 2008  00
L70791-15 - 2, Ni 221.648 r, 19758, 0.00000e+000, 1.05982e+002, 7.78567e-003, 15 Aug 2008  00:
L70791-15 - 2, Ni 231.604 r, 4600, 0.00000e+000, 1.35095e+002, -1.84379e-002, 15 Aug 2008  00:
L70791-15 - 2, Pb 220.353 r, 2310, 0.00000e+000, 5.02300e+002, 4.30537e-003, 15 Aug 2008  00:2
L70791-15 - 2, Sb 206.833 r, 405, 0.00000e+000, 7.74637e+002, -9.88717e-003, 15 Aug 2008  00:2
L70791-15 - 2, Sb 217.581 r, -143, 0.00000e+000, 9.89729e+002, 8.99887e-002, 15 Aug 2008  00:2
L70791-15 - 2, Sc 361.383 r, 120974, 0.00000e+000, 2.06374e+000, -3.36362e-003, 15 Aug 2008  0
L70791-15 - 2, Sc 357.253 r, 289558, 0.00000e+000, 2.84109e+000, -9.57627e-002, 15 Aug 2008  0
L70791-15 - 2, Se 196.090 r, -578, 0.00000e+000, 2.51043e+003, -5.85285e-003, 15 Aug 2008  00:
L70791-15 - 2, Si 251.611 r, 707359, 0.00000e+000, 1.52537e+002, 4.54814e-003, 15 Aug 2008  00
L70791-15 - 2, Sn 189.991 r, 1015, 0.00000e+000, 5.72020e+002, 8.41794e-003, 15 Aug 2008  00:2
L70791-15 - 2, Sr 421.552 r, 3150867, 0.00000e+000, 8.96139e-001, -5.41562e-003, 15 Aug 2008
L70791-15 - 2, Ti 337.280 r, 12380970, 0.00000e+000, 7.88459e+000, 3.42316e-003, 15 Aug 2008
L70791-15 - 2, Ti 334.941 r, 28051045, 0.00000e+000, 3.38057e+000, -9.46453e-003, 15 Aug 2008
L70791-15 - 2, Tl 190.864 r, -1054, 0.00000e+000, 9.96761e+002, 3.90553e-002, 15 Aug 2008  00:
L70791-15 - 2, V 292.401 r, 226603, 0.00000e+000, 1.53773e+001, 1.68431e-003, 15 Aug 2008  00:
L70791-15 - 2, Zn 213.856 r, 87638, 0.00000e+000, 4.03353e+001, -1.12349e-002, 15 Aug 2008  00
L70791-15 - 2, Zn 206.200 r, 45928, 0.00000e+000, 7.63690e+001, 1.21058e-003, 15 Aug 2008  00:
L70791-15 - 2, Y 371.030 r, 5770710, 0.00000e+000, 0.00000e+000, 1.00000e+000, 15 Aug 2008  00
L70791-16 - 1, Ag 328.068 r, -11041, 0.00000e+000, 3.26165e+001, -2.13588e-002, 15 Aug 2008  0
L70791-16 - 1, Al 396.152 r, 7420219, 0.00000e+000, 7.04909e+001, 1.31090e-002, 15 Aug 2008  0
L70791-16 - 1, As 189.042 r, 111, 0.00000e+000, 1.91967e+003, -1.77418e-002, 15 Aug 2008  00:2
L70791-16 - 1, B 249.677 r, -12771, 0.00000e+000, 6.52452e+001, 5.38255e-003, 15 Aug 2008  00:
L70791-16 - 1, Ba 493.409 r, 3851481, 0.00000e+000, 2.69848e+000, -4.44945e-002, 15 Aug 2008
L70791-16 - 1, Be 234.861 r, 9729, 0.00000e+000, 3.06788e+000, 5.21120e-003, 15 Aug 2008  00:2
L70791-16 - 1, Bi 223.061 r, -20799, 0.00000e+000, 6.74850e+002, 4.12001e-002, 15 Aug 2008  00
L70791-16 - 1, Ca 315.887 r, 6784637, 0.00000e+000, 3.31516e+001, -1.91147e-001, 15 Aug 2008
L70791-16 - 1, Cd 214.441 r, -96, 0.00000e+000, 4.78490e+001, 3.45935e-003, 15 Aug 2008  00:29
L70791-16 - 1, Co 228.615 r, 6903, 0.00000e+000, 1.05805e+002, 2.30051e-005, 15 Aug 2008  00:2
L70791-16 - 1, Cr 267.716 r, 3142, 0.00000e+000, 7.48820e+001, 7.68128e-003, 15 Aug 2008  00:2
L70791-16 - 1, Cr 205.552 r, 1897, 0.00000e+000, 1.07054e+002, 2.31864e-003, 15 Aug 2008  00:2
L70791-16 - 1, Cu 324.754 r, 129508, 0.00000e+000, 1.32830e+001, -1.56844e-002, 15 Aug 2008  0
L70791-16 - 1, Fe 240.489 r, 13657515, 0.00000e+000, 6.77945e+001, 4.07940e-003, 15 Aug 2008
L70791-16 - 1, Fe 259.940 r, 31707444, 0.00000e+000, 2.78471e+001, 1.25330e-003, 15 Aug 2008
L70791-16 - 1, Ga 294.364 r, -539, 0.00000e+000, 5.07274e+002, 1.11443e-001, 15 Aug 2008  00:2
```

```
L70791-16 - 1, K 766.491 r, 1519239, 0.00000e+000, 1.49853e+002, -1.11352e-001, 15 Aug 2008  0
L70791-16 - 1, Li 670.784 r, 69246, 0.00000e+000, 9.51403e+000, -1.03762e-004, 15 Aug 2008  00
L70791-16 - 1, Mg 279.078 r, 1322144, 0.00000e+000, 3.36432e+002, -9.90183e-003, 15 Aug 2008
L70791-16 - 1, Mn 257.610 r, 1998415, 0.00000e+000, 1.00364e+001, 1.08603e-004, 15 Aug 2008  0
L70791-16 - 1, Mo 202.030 r, 1425, 0.00000e+000, 1.71101e+002, -8.27067e-003, 15 Aug 2008  00:
L70791-16 - 1, Na 330.237 r, 8903, 0.00000e+000, 7.98420e+003, -2.15032e+001, 15 Aug 2008  00:
L70791-16 - 1, Na 589.592 r, 111523, 0.00000e+000, 5.15281e+001, -1.20155e-001, 15 Aug 2008  0
L70791-16 - 1, Ni 221.648 r, 16269, 0.00000e+000, 1.05982e+002, 7.78567e-003, 15 Aug 2008  00:
L70791-16 - 1, Ni 231.604 r, 4221, 0.00000e+000, 1.35095e+002, -1.84379e-002, 15 Aug 2008  00:
L70791-16 - 1, Pb 220.353 r, 940, 0.00000e+000, 5.02300e+002, 4.30537e-003, 15 Aug 2008  00:29
L70791-16 - 1, Sb 206.833 r, 207, 0.00000e+000, 7.74637e+002, -9.88717e-003, 15 Aug 2008  00:2
L70791-16 - 1, Sb 217.581 r, -122, 0.00000e+000, 9.89729e+002, 8.99887e-002, 15 Aug 2008  00:2
L70791-16 - 1, Sc 361.383 r, 96762, 0.00000e+000, 2.06374e+000, -3.36362e-003, 15 Aug 2008  00
L70791-16 - 1, Sc 357.253 r, 268403, 0.00000e+000, 2.84109e+000, -9.57627e-002, 15 Aug 2008  0
L70791-16 - 1, Se 196.090 r, -451, 0.00000e+000, 2.51043e+003, -5.85285e-003, 15 Aug 2008  00:
L70791-16 - 1, Si 251.611 r, 588038, 0.00000e+000, 1.52537e+002, 4.54814e-003, 15 Aug 2008  00
L70791-16 - 1, Sn 189.991 r, 983, 0.00000e+000, 5.72020e+002, 8.41794e-003, 15 Aug 2008  00:29
L70791-16 - 1, Sr 421.552 r, 2925678, 0.00000e+000, 8.96139e-001, -5.41562e-003, 15 Aug 2008
L70791-16 - 1, Ti 337.280 r, 12859500, 0.00000e+000, 7.88459e+000, 3.42316e-003, 15 Aug 2008
L70791-16 - 1, Ti 334.941 r, 29167741, 0.00000e+000, 3.38057e+000, -9.46453e-003, 15 Aug 2008
L70791-16 - 1, Tl 190.864 r, -978, 0.00000e+000, 9.96761e+002, 3.90553e-002, 15 Aug 2008  00:2
L70791-16 - 1, V 292.401 r, 180011, 0.00000e+000, 1.53773e+001, 1.68431e-003, 15 Aug 2008  00:
L70791-16 - 1, Zn 213.856 r, 60898, 0.00000e+000, 4.03353e+001, -1.12349e-002, 15 Aug 2008  00
L70791-16 - 1, Zn 206.200 r, 31331, 0.00000e+000, 7.63690e+001, 1.21058e-003, 15 Aug 2008  00:
L70791-16 - 1, Y 371.030 r, 5818403, 0.00000e+000, 0.00000e+000, 1.00000e+000, 15 Aug 2008  00
L70791-16 - 2, Ag 328.068 r, -10786, 0.00000e+000, 3.26165e+001, -2.13588e-002, 15 Aug 2008  0
L70791-16 - 2, Al 396.152 r, 7409255, 0.00000e+000, 7.04909e+001, 1.31090e-002, 15 Aug 2008  0
L70791-16 - 2, As 189.042 r, 125, 0.00000e+000, 1.91967e+003, -1.77418e-002, 15 Aug 2008  00:2
L70791-16 - 2, B 249.677 r, -12979, 0.00000e+000, 6.52452e+001, 5.38255e-003, 15 Aug 2008  00:
L70791-16 - 2, Ba 493.409 r, 3841295, 0.00000e+000, 2.69848e+000, -4.44945e-002, 15 Aug 2008
L70791-16 - 2, Be 234.861 r, 9777, 0.00000e+000, 3.06788e+000, 5.21120e-003, 15 Aug 2008  00:2
L70791-16 - 2, Bi 223.061 r, -20815, 0.00000e+000, 6.74850e+002, 4.12001e-002, 15 Aug 2008  00
L70791-16 - 2, Ca 315.887 r, 6852719, 0.00000e+000, 3.31516e+001, -1.91147e-001, 15 Aug 2008
L70791-16 - 2, Cd 214.441 r, -150, 0.00000e+000, 4.78490e+001, 3.45935e-003, 15 Aug 2008  00:2
L70791-16 - 2, Co 228.615 r, 6874, 0.00000e+000, 1.05805e+002, 2.30051e-005, 15 Aug 2008  00:2
L70791-16 - 2, Cr 267.716 r, 3069, 0.00000e+000, 7.48820e+001, 7.68128e-003, 15 Aug 2008  00:2
L70791-16 - 2, Cr 205.552 r, 1912, 0.00000e+000, 1.07054e+002, 2.31864e-003, 15 Aug 2008  00:2
L70791-16 - 2, Cu 324.754 r, 129699, 0.00000e+000, 1.32830e+001, -1.56844e-002, 15 Aug 2008  0
L70791-16 - 2, Fe 240.489 r, 13765105, 0.00000e+000, 6.77945e+001, 4.07940e-003, 15 Aug 2008
L70791-16 - 2, Fe 259.940 r, 31823371, 0.00000e+000, 2.78471e+001, 1.25330e-003, 15 Aug 2008
L70791-16 - 2, Ga 294.364 r, -310, 0.00000e+000, 5.07274e+002, 1.11443e-001, 15 Aug 2008  00:2
L70791-16 - 2, K 766.491 r, 1518341, 0.00000e+000, 1.49853e+002, -1.11352e-001, 15 Aug 2008  0
L70791-16 - 2, Li 670.784 r, 69514, 0.00000e+000, 9.51403e+000, -1.03762e-004, 15 Aug 2008  00
L70791-16 - 2, Mg 279.078 r, 1329749, 0.00000e+000, 3.36432e+002, -9.90183e-003, 15 Aug 2008
L70791-16 - 2, Mn 257.610 r, 1995350, 0.00000e+000, 1.00364e+001, 1.08603e-004, 15 Aug 2008  0
L70791-16 - 2, Mo 202.030 r, 1439, 0.00000e+000, 1.71101e+002, -8.27067e-003, 15 Aug 2008  00:
L70791-16 - 2, Na 330.237 r, 8810, 0.00000e+000, 7.98420e+003, -2.15032e+001, 15 Aug 2008  00:
L70791-16 - 2, Na 589.592 r, 112157, 0.00000e+000, 5.15281e+001, -1.20155e-001, 15 Aug 2008  0
L70791-16 - 2, Ni 221.648 r, 16255, 0.00000e+000, 1.05982e+002, 7.78567e-003, 15 Aug 2008  00:
L70791-16 - 2, Ni 231.604 r, 4373, 0.00000e+000, 1.35095e+002, -1.84379e-002, 15 Aug 2008  00:
L70791-16 - 2, Pb 220.353 r, 1035, 0.00000e+000, 5.02300e+002, 4.30537e-003, 15 Aug 2008  00:2
L70791-16 - 2, Sb 206.833 r, 259, 0.00000e+000, 7.74637e+002, -9.88717e-003, 15 Aug 2008  00:2
L70791-16 - 2, Sb 217.581 r, -68, 0.00000e+000, 9.89729e+002, 8.99887e-002, 15 Aug 2008  00:29
L70791-16 - 2, Sc 361.383 r, 96688, 0.00000e+000, 2.06374e+000, -3.36362e-003, 15 Aug 2008  00
L70791-16 - 2, Sc 357.253 r, 271505, 0.00000e+000, 2.84109e+000, -9.57627e-002, 15 Aug 2008  0
L70791-16 - 2, Se 196.090 r, -441, 0.00000e+000, 2.51043e+003, -5.85285e-003, 15 Aug 2008  00:
L70791-16 - 2, Si 251.611 r, 589457, 0.00000e+000, 1.52537e+002, 4.54814e-003, 15 Aug 2008  00
L70791-16 - 2, Sn 189.991 r, 1026, 0.00000e+000, 5.72020e+002, 8.41794e-003, 15 Aug 2008  00:2
L70791-16 - 2, Sr 421.552 r, 2916188, 0.00000e+000, 8.96139e-001, -5.41562e-003, 15 Aug 2008
L70791-16 - 2, Ti 337.280 r, 12822752, 0.00000e+000, 7.88459e+000, 3.42316e-003, 15 Aug 2008
```

```
L70791-16 - 2, Ti 334.941 r, 29182383, 0.00000e+000, 3.38057e+000, -9.46453e-003, 15 Aug 2008
L70791-16 - 2, Tl 190.864 r, -957, 0.00000e+000, 9.96761e+002, 3.90553e-002, 15 Aug 2008  00:2
L70791-16 - 2, V 292.401 r, 180162, 0.00000e+000, 1.53773e+001, 1.68431e-003, 15 Aug 2008  00:
L70791-16 - 2, Zn 213.856 r, 61415, 0.00000e+000, 4.03353e+001, -1.12349e-002, 15 Aug 2008  00
L70791-16 - 2, Zn 206.200 r, 31649, 0.00000e+000, 7.63690e+001, 1.21058e-003, 15 Aug 2008  00:
L70791-16 - 2, Y 371.030 r, 5866718, 0.00000e+000, 0.00000e+000, 1.00000e+000, 15 Aug 2008  00
L70791-17 - 1, Ag 328.068 r, -12917, 0.00000e+000, 3.26165e+001, -2.13588e-002, 15 Aug 2008  0
L70791-17 - 1, Al 396.152 r, 8772503, 0.00000e+000, 7.04909e+001, 1.31090e-002, 15 Aug 2008  0
L70791-17 - 1, As 189.042 r, 227, 0.00000e+000, 1.91967e+003, -1.77418e-002, 15 Aug 2008  00:3
L70791-17 - 1, B 249.677 r, -14932, 0.00000e+000, 6.52452e+001, 5.38255e-003, 15 Aug 2008  00:
L70791-17 - 1, Ba 493.409 r, 2676750, 0.00000e+000, 2.69848e+000, -4.44945e-002, 15 Aug 2008
L70791-17 - 1, Be 234.861 r, 14493, 0.00000e+000, 3.06788e+000, 5.21120e-003, 15 Aug 2008  00:
L70791-17 - 1, Bi 223.061 r, -15632, 0.00000e+000, 6.74850e+002, 4.12001e-002, 15 Aug 2008  00
L70791-17 - 1, Ca 315.887 r, 4201051, 0.00000e+000, 3.31516e+001, -1.91147e-001, 15 Aug 2008
L70791-17 - 1, Cd 214.441 r, 330, 0.00000e+000, 4.78490e+001, 3.45935e-003, 15 Aug 2008  00:32
L70791-17 - 1, Co 228.615 r, 7181, 0.00000e+000, 1.05805e+002, 2.30051e-005, 15 Aug 2008  00:3
L70791-17 - 1, Cr 267.716 r, 4094, 0.00000e+000, 7.48820e+001, 7.68128e-003, 15 Aug 2008  00:3
L70791-17 - 1, Cr 205.552 r, 2212, 0.00000e+000, 1.07054e+002, 2.31864e-003, 15 Aug 2008  00:3
L70791-17 - 1, Cu 324.754 r, 7279019, 0.00000e+000, 1.32830e+001, -1.56844e-002, 15 Aug 2008
L70791-17 - 1, Fe 240.489 r, 16092128, 0.00000e+000, 6.77945e+001, 4.07940e-003, 15 Aug 2008
L70791-17 - 1, Fe 259.940 r, 36823656, 0.00000e+000, 2.78471e+001, 1.25330e-003, 15 Aug 2008
L70791-17 - 1, Ga 294.364 r, -840, 0.00000e+000, 5.07274e+002, 1.11443e-001, 15 Aug 2008  00:3
L70791-17 - 1, K 766.491 r, 1834224, 0.00000e+000, 1.49853e+002, -1.11352e-001, 15 Aug 2008  0
L70791-17 - 1, Li 670.784 r, 61149, 0.00000e+000, 9.51403e+000, -1.03762e-004, 15 Aug 2008  00
L70791-17 - 1, Mg 279.078 r, 1147950, 0.00000e+000, 3.36432e+002, -9.90183e-003, 15 Aug 2008
L70791-17 - 1, Mn 257.610 r, 1621748, 0.00000e+000, 1.00364e+001, 1.08603e-004, 15 Aug 2008  0
L70791-17 - 1, Mo 202.030 r, 44201, 0.00000e+000, 1.71101e+002, -8.27067e-003, 15 Aug 2008  00
L70791-17 - 1, Na 330.237 r, 11436, 0.00000e+000, 7.98420e+003, -2.15032e+001, 15 Aug 2008  00
L70791-17 - 1, Na 589.592 r, 109145, 0.00000e+000, 5.15281e+001, -1.20155e-001, 15 Aug 2008  0
L70791-17 - 1, Ni 221.648 r, 17934, 0.00000e+000, 1.05982e+002, 7.78567e-003, 15 Aug 2008  00:
L70791-17 - 1, Ni 231.604 r, 3841, 0.00000e+000, 1.35095e+002, -1.84379e-002, 15 Aug 2008  00:
L70791-17 - 1, Pb 220.353 r, 2097, 0.00000e+000, 5.02300e+002, 4.30537e-003, 15 Aug 2008  00:3
L70791-17 - 1, Sb 206.833 r, 125, 0.00000e+000, 7.74637e+002, -9.88717e-003, 15 Aug 2008  00:3
L70791-17 - 1, Sb 217.581 r, -346, 0.00000e+000, 9.89729e+002, 8.99887e-002, 15 Aug 2008  00:3
L70791-17 - 1, Sc 361.383 r, 98194, 0.00000e+000, 2.06374e+000, -3.36362e-003, 15 Aug 2008  00
L70791-17 - 1, Sc 357.253 r, 272486, 0.00000e+000, 2.84109e+000, -9.57627e-002, 15 Aug 2008  0
L70791-17 - 1, Se 196.090 r, -534, 0.00000e+000, 2.51043e+003, -5.85285e-003, 15 Aug 2008  00:
L70791-17 - 1, Si 251.611 r, 681090, 0.00000e+000, 1.52537e+002, 4.54814e-003, 15 Aug 2008  00
L70791-17 - 1, Sn 189.991 r, 998, 0.00000e+000, 5.72020e+002, 8.41794e-003, 15 Aug 2008  00:32
L70791-17 - 1, Sr 421.552 r, 2235236, 0.00000e+000, 8.96139e-001, -5.41562e-003, 15 Aug 2008
L70791-17 - 1, Ti 337.280 r, 9614194, 0.00000e+000, 7.88459e+000, 3.42316e-003, 15 Aug 2008  0
L70791-17 - 1, Ti 334.941 r, 21820708, 0.00000e+000, 3.38057e+000, -9.46453e-003, 15 Aug 2008
L70791-17 - 1, Tl 190.864 r, -1010, 0.00000e+000, 9.96761e+002, 3.90553e-002, 15 Aug 2008  00:
L70791-17 - 1, V 292.401 r, 172226, 0.00000e+000, 1.53773e+001, 1.68431e-003, 15 Aug 2008  00:
L70791-17 - 1, Zn 213.856 r, 98796, 0.00000e+000, 4.03353e+001, -1.12349e-002, 15 Aug 2008  00
L70791-17 - 1, Zn 206.200 r, 52063, 0.00000e+000, 7.63690e+001, 1.21058e-003, 15 Aug 2008  00:
L70791-17 - 1, Y 371.030 r, 5895782, 0.00000e+000, 0.00000e+000, 1.00000e+000, 15 Aug 2008  00
L70791-17 - 2, Ag 328.068 r, -12325, 0.00000e+000, 3.26165e+001, -2.13588e-002, 15 Aug 2008  0
L70791-17 - 2, Al 396.152 r, 8787514, 0.00000e+000, 7.04909e+001, 1.31090e-002, 15 Aug 2008  0
L70791-17 - 2, As 189.042 r, 178, 0.00000e+000, 1.91967e+003, -1.77418e-002, 15 Aug 2008  00:3
L70791-17 - 2, B 249.677 r, -14849, 0.00000e+000, 6.52452e+001, 5.38255e-003, 15 Aug 2008  00:
L70791-17 - 2, Ba 493.409 r, 2685061, 0.00000e+000, 2.69848e+000, -4.44945e-002, 15 Aug 2008
L70791-17 - 2, Be 234.861 r, 14283, 0.00000e+000, 3.06788e+000, 5.21120e-003, 15 Aug 2008  00:
L70791-17 - 2, Bi 223.061 r, -15761, 0.00000e+000, 6.74850e+002, 4.12001e-002, 15 Aug 2008  00
L70791-17 - 2, Ca 315.887 r, 4199873, 0.00000e+000, 3.31516e+001, -1.91147e-001, 15 Aug 2008
L70791-17 - 2, Cd 214.441 r, 454, 0.00000e+000, 4.78490e+001, 3.45935e-003, 15 Aug 2008  00:32
L70791-17 - 2, Co 228.615 r, 7365, 0.00000e+000, 1.05805e+002, 2.30051e-005, 15 Aug 2008  00:3
L70791-17 - 2, Cr 267.716 r, 4206, 0.00000e+000, 7.48820e+001, 7.68128e-003, 15 Aug 2008  00:3
L70791-17 - 2, Cr 205.552 r, 2173, 0.00000e+000, 1.07054e+002, 2.31864e-003, 15 Aug 2008  00:3
L70791-17 - 2, Cu 324.754 r, 7318245, 0.00000e+000, 1.32830e+001, -1.56844e-002, 15 Aug 2008
```

```
L70791-17 - 2, Fe 240.489 r, 16153481, 0.00000e+000, 6.77945e+001, 4.07940e-003, 15 Aug 2008
L70791-17 - 2, Fe 259.940 r, 37072952, 0.00000e+000, 2.78471e+001, 1.25330e-003, 15 Aug 2008
L70791-17 - 2, Ga 294.364 r, -1029, 0.00000e+000, 5.07274e+002, 1.11443e-001, 15 Aug 2008  00:
L70791-17 - 2, K 766.491 r, 1842201, 0.00000e+000, 1.49853e+002, -1.11352e-001, 15 Aug 2008  0
L70791-17 - 2, Li 670.784 r, 61579, 0.00000e+000, 9.51403e+000, -1.03762e-004, 15 Aug 2008  00
L70791-17 - 2, Mg 279.078 r, 1156244, 0.00000e+000, 3.36432e+002, -9.90183e-003, 15 Aug 2008
L70791-17 - 2, Mn 257.610 r, 1629400, 0.00000e+000, 1.00364e+001, 1.08603e-004, 15 Aug 2008  0
L70791-17 - 2, Mo 202.030 r, 44419, 0.00000e+000, 1.71101e+002, -8.27067e-003, 15 Aug 2008  00
L70791-17 - 2, Na 330.237 r, 11572, 0.00000e+000, 7.98420e+003, -2.15032e+001, 15 Aug 2008  00
L70791-17 - 2, Na 589.592 r, 111521, 0.00000e+000, 5.15281e+001, -1.20155e-001, 15 Aug 2008  0
L70791-17 - 2, Ni 221.648 r, 18191, 0.00000e+000, 1.05982e+002, 7.78567e-003, 15 Aug 2008  00:
L70791-17 - 2, Ni 231.604 r, 3726, 0.00000e+000, 1.35095e+002, -1.84379e-002, 15 Aug 2008  00:
L70791-17 - 2, Pb 220.353 r, 2085, 0.00000e+000, 5.02300e+002, 4.30537e-003, 15 Aug 2008  00:3
L70791-17 - 2, Sb 206.833 r, 443, 0.00000e+000, 7.74637e+002, -9.88717e-003, 15 Aug 2008  00:3
L70791-17 - 2, Sb 217.581 r, -201, 0.00000e+000, 9.89729e+002, 8.99887e-002, 15 Aug 2008  00:3
L70791-17 - 2, Sc 361.383 r, 98555, 0.00000e+000, 2.06374e+000, -3.36362e-003, 15 Aug 2008  00
L70791-17 - 2, Sc 357.253 r, 273187, 0.00000e+000, 2.84109e+000, -9.57627e-002, 15 Aug 2008  0
L70791-17 - 2, Se 196.090 r, -547, 0.00000e+000, 2.51043e+003, -5.85285e-003, 15 Aug 2008  00:
L70791-17 - 2, Si 251.611 r, 683933, 0.00000e+000, 1.52537e+002, 4.54814e-003, 15 Aug 2008  00
L70791-17 - 2, Sn 189.991 r, 974, 0.00000e+000, 5.72020e+002, 8.41794e-003, 15 Aug 2008  00:32
L70791-17 - 2, Sr 421.552 r, 2236590, 0.00000e+000, 8.96139e-001, -5.41562e-003, 15 Aug 2008
L70791-17 - 2, Ti 337.280 r, 9613659, 0.00000e+000, 7.88459e+000, 3.42316e-003, 15 Aug 2008  0
L70791-17 - 2, Ti 334.941 r, 21810269, 0.00000e+000, 3.38057e+000, -9.46453e-003, 15 Aug 2008
L70791-17 - 2, Tl 190.864 r, -782, 0.00000e+000, 9.96761e+002, 3.90553e-002, 15 Aug 2008  00:3
L70791-17 - 2, V 292.401 r, 172909, 0.00000e+000, 1.53773e+001, 1.68431e-003, 15 Aug 2008  00:
L70791-17 - 2, Zn 213.856 r, 99301, 0.00000e+000, 4.03353e+001, -1.12349e-002, 15 Aug 2008  00
L70791-17 - 2, Zn 206.200 r, 52624, 0.00000e+000, 7.63690e+001, 1.21058e-003, 15 Aug 2008  00:
L70791-17 - 2, Y 371.030 r, 5876886, 0.00000e+000, 0.00000e+000, 1.00000e+000, 15 Aug 2008  00
CCV - 1, Ag 328.068 r, 89736, -, -, -, 15 Aug 2008  00:36:05,
CCV - 1, Al 396.152 r, 83037, -, -, -, 15 Aug 2008  00:36:05,
CCV - 1, As 189.042 r, 6132, -, -, -, 15 Aug 2008  00:36:05,
CCV - 1, B 249.677 r, 86137, -, -, -, 15 Aug 2008  00:36:05,
CCV - 1, Ba 493.409 r, 2187639, -, -, -, 15 Aug 2008  00:36:05,
CCV - 1, Be 234.861 r, 1852378, -, -, -, 15 Aug 2008  00:36:05,
CCV - 1, Bi 223.061 r, 7201, -, -, -, 15 Aug 2008  00:36:05,
CCV - 1, Ca 315.887 r, 8657093, -, -, -, 15 Aug 2008  00:36:05,
CCV - 1, Cd 214.441 r, 119221, -, -, -, 15 Aug 2008  00:36:05,
CCV - 1, Co 228.615 r, 52647, -, -, -, 15 Aug 2008  00:36:05,
CCV - 1, Cr 267.716 r, 74863, -, -, -, 15 Aug 2008  00:36:05,
CCV - 1, Cr 205.552 r, 53630, -, -, -, 15 Aug 2008  00:36:05,
CCV - 1, Cu 324.754 r, 425414, -, -, -, 15 Aug 2008  00:36:05,
CCV - 1, Fe 240.489 r, 86466, -, -, -, 15 Aug 2008  00:36:05,
CCV - 1, Fe 259.940 r, 213412, -, -, -, 15 Aug 2008  00:36:05,
CCV - 1, Ga 294.364 r, 10330, -, -, -, 15 Aug 2008  00:36:05,
CCV - 1, K 766.491 r, 367207, -, -, -, 15 Aug 2008  00:36:05,
CCV - 1, Li 670.784 r, 568519, -, -, -, 15 Aug 2008  00:36:05,
CCV - 1, Mg 279.078 r, 851697, -, -, -, 15 Aug 2008  00:36:05,
CCV - 1, Mn 257.610 r, 585338, -, -, -, 15 Aug 2008  00:36:05,
CCV - 1, Mo 202.030 r, 33236, -, -, -, 15 Aug 2008  00:36:05,
CCV - 1, Na 330.237 r, 50853, -, -, -, 15 Aug 2008  00:36:05,
CCV - 1, Na 589.592 r, 5439251, -, -, -, 15 Aug 2008  00:36:05,
CCV - 1, Ni 221.648 r, 58434, -, -, -, 15 Aug 2008  00:36:05,
CCV - 1, Ni 231.604 r, 42176, -, -, -, 15 Aug 2008  00:36:05,
CCV - 1, Pb 220.353 r, 22151, -, -, -, 15 Aug 2008  00:36:05,
CCV - 1, Sb 206.833 r, 14095, -, -, -, 15 Aug 2008  00:36:05,
CCV - 1, Sb 217.581 r, 10742, -, -, -, 15 Aug 2008  00:36:05,
CCV - 1, Sc 361.383 r, 2707517, -, -, -, 15 Aug 2008  00:36:05,
CCV - 1, Sc 357.253 r, 2147544, -, -, -, 15 Aug 2008  00:36:05,
CCV - 1, Se 196.090 r, 4517, -, -, -, 15 Aug 2008  00:36:05,
CCV - 1, Si 251.611 r, 364409, -, -, -, 15 Aug 2008  00:36:05,
```

```
CCV - 1, Sn 189.991 r, 10112, -, -, -, 15 Aug 2008  00:36:05,
CCV - 1, Sr 421.552 r, 6400538, -, -, -, 15 Aug 2008  00:36:05,
CCV - 1, Ti 337.280 r, 696071, -, -, -, 15 Aug 2008  00:36:05,
CCV - 1, Ti 334.941 r, 1640781, -, -, -, 15 Aug 2008  00:36:05,
CCV - 1, Tl 190.864 r, 10498, -, -, -, 15 Aug 2008  00:36:05,
CCV - 1, V 292.401 r, 372092, -, -, -, 15 Aug 2008  00:36:05,
CCV - 1, Zn 213.856 r, 143729, -, -, -, 15 Aug 2008  00:36:05,
CCV - 1, Zn 206.200 r, 75979, -, -, -, 15 Aug 2008  00:36:05,
CCV - 1, Y 371.030 r, 5625640, -, -, -, 15 Aug 2008  00:36:05,
CCV - 2, Ag 328.068 r, 90754, -, -, -, 15 Aug 2008  00:36:05,
CCV - 2, Al 396.152 r, 81779, -, -, -, 15 Aug 2008  00:36:05,
CCV - 2, As 189.042 r, 6190, -, -, -, 15 Aug 2008  00:36:05,
CCV - 2, B 249.677 r, 86332, -, -, -, 15 Aug 2008  00:36:05,
CCV - 2, Ba 493.409 r, 2190891, -, -, -, 15 Aug 2008  00:36:05,
CCV - 2, Be 234.861 r, 1854260, -, -, -, 15 Aug 2008  00:36:05,
CCV - 2, Bi 223.061 r, 7356, -, -, -, 15 Aug 2008  00:36:05,
CCV - 2, Ca 315.887 r, 8701491, -, -, -, 15 Aug 2008  00:36:05,
CCV - 2, Cd 214.441 r, 120633, -, -, -, 15 Aug 2008  00:36:05,
CCV - 2, Co 228.615 r, 53101, -, -, -, 15 Aug 2008  00:36:05,
CCV - 2, Cr 267.716 r, 75783, -, -, -, 15 Aug 2008  00:36:05,
CCV - 2, Cr 205.552 r, 54212, -, -, -, 15 Aug 2008  00:36:05,
CCV - 2, Cu 324.754 r, 425025, -, -, -, 15 Aug 2008  00:36:05,
CCV - 2, Fe 240.489 r, 85792, -, -, -, 15 Aug 2008  00:36:05,
CCV - 2, Fe 259.940 r, 211373, -, -, -, 15 Aug 2008  00:36:05,
CCV - 2, Ga 294.364 r, 9985, -, -, -, 15 Aug 2008  00:36:05,
CCV - 2, K 766.491 r, 371269, -, -, -, 15 Aug 2008  00:36:05,
CCV - 2, Li 670.784 r, 575529, -, -, -, 15 Aug 2008  00:36:05,
CCV - 2, Mg 279.078 r, 858341, -, -, -, 15 Aug 2008  00:36:05,
CCV - 2, Mn 257.610 r, 590839, -, -, -, 15 Aug 2008  00:36:05,
CCV - 2, Mo 202.030 r, 33602, -, -, -, 15 Aug 2008  00:36:05,
CCV - 2, Na 330.237 r, 52862, -, -, -, 15 Aug 2008  00:36:05,
CCV - 2, Na 589.592 r, 5465576, -, -, -, 15 Aug 2008  00:36:05,
CCV - 2, Ni 221.648 r, 58499, -, -, -, 15 Aug 2008  00:36:05,
CCV - 2, Ni 231.604 r, 42361, -, -, -, 15 Aug 2008  00:36:05,
CCV - 2, Pb 220.353 r, 22407, -, -, -, 15 Aug 2008  00:36:05,
CCV - 2, Sb 206.833 r, 14086, -, -, -, 15 Aug 2008  00:36:05,
CCV - 2, Sb 217.581 r, 11000, -, -, -, 15 Aug 2008  00:36:05,
CCV - 2, Sc 361.383 r, 2723878, -, -, -, 15 Aug 2008  00:36:05,
CCV - 2, Sc 357.253 r, 2161596, -, -, -, 15 Aug 2008  00:36:05,
CCV - 2, Se 196.090 r, 4514, -, -, -, 15 Aug 2008  00:36:05,
CCV - 2, Si 251.611 r, 366337, -, -, -, 15 Aug 2008  00:36:05,
CCV - 2, Sn 189.991 r, 10311, -, -, -, 15 Aug 2008  00:36:05,
CCV - 2, Sr 421.552 r, 6446391, -, -, -, 15 Aug 2008  00:36:05,
CCV - 2, Ti 337.280 r, 701501, -, -, -, 15 Aug 2008  00:36:05,
CCV - 2, Ti 334.941 r, 1642326, -, -, -, 15 Aug 2008  00:36:05,
CCV - 2, Tl 190.864 r, 11087, -, -, -, 15 Aug 2008  00:36:05,
CCV - 2, V 292.401 r, 375554, -, -, -, 15 Aug 2008  00:36:05,
CCV - 2, Zn 213.856 r, 144810, -, -, -, 15 Aug 2008  00:36:05,
CCV - 2, Zn 206.200 r, 77227, -, -, -, 15 Aug 2008  00:36:05,
CCV - 2, Y 371.030 r, 5638897, -, -, -, 15 Aug 2008  00:36:05,
CCB - 1, Ag 328.068 r, 3838, -, -, -, 15 Aug 2008  00:39:32,
CCB - 1, Al 396.152 r, 2657, -, -, -, 15 Aug 2008  00:39:32,
CCB - 1, As 189.042 r, 153, -, -, -, 15 Aug 2008  00:39:32,
CCB - 1, B 249.677 r, 1144, -, -, -, 15 Aug 2008  00:39:32,
CCB - 1, Ba 493.409 r, 89010, -, -, -, 15 Aug 2008  00:39:32,
CCB - 1, Be 234.861 r, -1061, -, -, -, 15 Aug 2008  00:39:32,
CCB - 1, Bi 223.061 r, -154, -, -, -, 15 Aug 2008  00:39:32,
CCB - 1, Ca 315.887 r, 744, -, -, -, 15 Aug 2008  00:39:32,
CCB - 1, Cd 214.441 r, -102, -, -, -, 15 Aug 2008  00:39:32,
CCB - 1, Co 228.615 r, -382, -, -, -, 15 Aug 2008  00:39:32,
```

```
CCB - 1, Cr 267.716 r, -788, -, -, -, 15 Aug 2008  00:39:32,
CCB - 1, Cr 205.552 r, 19, -, -, -, 15 Aug 2008  00:39:32,
CCB - 1, Cu 324.754 r, 9142, -, -, -, 15 Aug 2008  00:39:32,
CCB - 1, Fe 240.489 r, 2653, -, -, -, 15 Aug 2008  00:39:32,
CCB - 1, Fe 259.940 r, 6652, -, -, -, 15 Aug 2008  00:39:32,
CCB - 1, Ga 294.364 r, -670, -, -, -, 15 Aug 2008  00:39:32,
CCB - 1, K 766.491 r, -965, -, -, -, 15 Aug 2008  00:39:32,
CCB - 1, Li 670.784 r, 2647, -, -, -, 15 Aug 2008  00:39:32,
CCB - 1, Mg 279.078 r, 283, -, -, -, 15 Aug 2008  00:39:32,
CCB - 1, Mn 257.610 r, 1202, -, -, -, 15 Aug 2008  00:39:32,
CCB - 1, Mo 202.030 r, 350, -, -, -, 15 Aug 2008  00:39:32,
CCB - 1, Na 330.237 r, 10519, -, -, -, 15 Aug 2008  00:39:32,
CCB - 1, Na 589.592 r, 16253, -, -, -, 15 Aug 2008  00:39:32,
CCB - 1, Ni 221.648 r, -332, -, -, -, 15 Aug 2008  00:39:32,
CCB - 1, Ni 231.604 r, 635, -, -, -, 15 Aug 2008  00:39:32,
CCB - 1, Pb 220.353 r, 186, -, -, -, 15 Aug 2008  00:39:32,
CCB - 1, Sb 206.833 r, -80, -, -, -, 15 Aug 2008  00:39:32,
CCB - 1, Sb 217.581 r, -344, -, -, -, 15 Aug 2008  00:39:32,
CCB - 1, Sc 361.383 r, 4236, -, -, -, 15 Aug 2008  00:39:32,
CCB - 1, Sc 357.253 r, 181118, -, -, -, 15 Aug 2008  00:39:32,
CCB - 1, Se 196.090 r, -3, -, -, -, 15 Aug 2008  00:39:32,
CCB - 1, Si 251.611 r, 575, -, -, -, 15 Aug 2008  00:39:32,
CCB - 1, Sn 189.991 r, 14, -, -, -, 15 Aug 2008  00:39:32,
CCB - 1, Sr 421.552 r, 3714, -, -, -, 15 Aug 2008  00:39:32,
CCB - 1, Ti 337.280 r, -355, -, -, -, 15 Aug 2008  00:39:32,
CCB - 1, Ti 334.941 r, 20908, -, -, -, 15 Aug 2008  00:39:32,
CCB - 1, Tl 190.864 r, 18, -, -, -, 15 Aug 2008  00:39:32,
CCB - 1, V 292.401 r, -886, -, -, -, 15 Aug 2008  00:39:32,
CCB - 1, Zn 213.856 r, 1894, -, -, -, 15 Aug 2008  00:39:32,
CCB - 1, Zn 206.200 r, 171, -, -, -, 15 Aug 2008  00:39:32,
CCB - 1, Y 371.030 r, 5426698, -, -, -, 15 Aug 2008  00:39:32,
CCB - 2, Ag 328.068 r, 4268, -, -, -, 15 Aug 2008  00:39:32,
CCB - 2, Al 396.152 r, 1811, -, -, -, 15 Aug 2008  00:39:32,
CCB - 2, As 189.042 r, 167, -, -, -, 15 Aug 2008  00:39:32,
CCB - 2, B 249.677 r, 842, -, -, -, 15 Aug 2008  00:39:32,
CCB - 2, Ba 493.409 r, 89663, -, -, -, 15 Aug 2008  00:39:32,
CCB - 2, Be 234.861 r, -1620, -, -, -, 15 Aug 2008  00:39:32,
CCB - 2, Bi 223.061 r, -360, -, -, -, 15 Aug 2008  00:39:32,
CCB - 2, Ca 315.887 r, -251, -, -, -, 15 Aug 2008  00:39:32,
CCB - 2, Cd 214.441 r, -196, -, -, -, 15 Aug 2008  00:39:32,
CCB - 2, Co 228.615 r, -279, -, -, -, 15 Aug 2008  00:39:32,
CCB - 2, Cr 267.716 r, -920, -, -, -, 15 Aug 2008  00:39:32,
CCB - 2, Cr 205.552 r, 111, -, -, -, 15 Aug 2008  00:39:32,
CCB - 2, Cu 324.754 r, 7055, -, -, -, 15 Aug 2008  00:39:32,
CCB - 2, Fe 240.489 r, 1855, -, -, -, 15 Aug 2008  00:39:32,
CCB - 2, Fe 259.940 r, 4482, -, -, -, 15 Aug 2008  00:39:32,
CCB - 2, Ga 294.364 r, -1083, -, -, -, 15 Aug 2008  00:39:32,
CCB - 2, K 766.491 r, -1171, -, -, -, 15 Aug 2008  00:39:32,
CCB - 2, Li 670.784 r, 1531, -, -, -, 15 Aug 2008  00:39:32,
CCB - 2, Mg 279.078 r, 272, -, -, -, 15 Aug 2008  00:39:32,
CCB - 2, Mn 257.610 r, 1164, -, -, -, 15 Aug 2008  00:39:32,
CCB - 2, Mo 202.030 r, 466, -, -, -, 15 Aug 2008  00:39:32,
CCB - 2, Na 330.237 r, 11076, -, -, -, 15 Aug 2008  00:39:32,
CCB - 2, Na 589.592 r, 17440, -, -, -, 15 Aug 2008  00:39:32,
CCB - 2, Ni 221.648 r, -457, -, -, -, 15 Aug 2008  00:39:32,
CCB - 2, Ni 231.604 r, 800, -, -, -, 15 Aug 2008  00:39:32,
CCB - 2, Pb 220.353 r, 197, -, -, -, 15 Aug 2008  00:39:32,
CCB - 2, Sb 206.833 r, 8, -, -, -, 15 Aug 2008  00:39:32,
CCB - 2, Sb 217.581 r, -223, -, -, -, 15 Aug 2008  00:39:32,
CCB - 2, Sc 361.383 r, 4210, -, -, -, 15 Aug 2008  00:39:32,
```

```
CCB - 2, Sc 357.253 r, 181513, -, -, -, 15 Aug 2008  00:39:32,
CCB - 2, Se 196.090 r, 28, -, -, -, 15 Aug 2008  00:39:32,
CCB - 2, Si 251.611 r, 338, -, -, -, 15 Aug 2008  00:39:32,
CCB - 2, Sn 189.991 r, -14, -, -, -, 15 Aug 2008  00:39:32,
CCB - 2, Sr 421.552 r, 3018, -, -, -, 15 Aug 2008  00:39:32,
CCB - 2, Ti 337.280 r, -1128, -, -, -, 15 Aug 2008  00:39:32,
CCB - 2, Ti 334.941 r, 19049, -, -, -, 15 Aug 2008  00:39:32,
CCB - 2, Tl 190.864 r, -163, -, -, -, 15 Aug 2008  00:39:32,
CCB - 2, V 292.401 r, -732, -, -, -, 15 Aug 2008  00:39:32,
CCB - 2, Zn 213.856 r, 2109, -, -, -, 15 Aug 2008  00:39:32,
CCB - 2, Zn 206.200 r, -77, -, -, -, 15 Aug 2008  00:39:32,
CCB - 2, Y 371.030 r, 5424456, -, -, -, 15 Aug 2008  00:39:32,
L70791-18 - 1, Ag 328.068 r, -9572, 0.00000e+000, 3.26165e+001, -2.13588e-002, 15 Aug 2008  00
L70791-18 - 1, Al 396.152 r, 7479773, 0.00000e+000, 7.04909e+001, 1.31090e-002, 15 Aug 2008  0
L70791-18 - 1, As 189.042 r, 150, 0.00000e+000, 1.91967e+003, -1.77418e-002, 15 Aug 2008  00:4
L70791-18 - 1, B 249.677 r, -11577, 0.00000e+000, 6.52452e+001, 5.38255e-003, 15 Aug 2008  00:
L70791-18 - 1, Ba 493.409 r, 2981290, 0.00000e+000, 2.69848e+000, -4.44945e-002, 15 Aug 2008
L70791-18 - 1, Be 234.861 r, 9886, 0.00000e+000, 3.06788e+000, 5.21120e-003, 15 Aug 2008  00:4
L70791-18 - 1, Bi 223.061 r, -16463, 0.00000e+000, 6.74850e+002, 4.12001e-002, 15 Aug 2008  00
L70791-18 - 1, Ca 315.887 r, 3298795, 0.00000e+000, 3.31516e+001, -1.91147e-001, 15 Aug 2008
L70791-18 - 1, Cd 214.441 r, 70, 0.00000e+000, 4.78490e+001, 3.45935e-003, 15 Aug 2008  00:43:
L70791-18 - 1, Co 228.615 r, 6195, 0.00000e+000, 1.05805e+002, 2.30051e-005, 15 Aug 2008  00:4
L70791-18 - 1, Cr 267.716 r, 2515, 0.00000e+000, 7.48820e+001, 7.68128e-003, 15 Aug 2008  00:4
L70791-18 - 1, Cr 205.552 r, 1792, 0.00000e+000, 1.07054e+002, 2.31864e-003, 15 Aug 2008  00:4
L70791-18 - 1, Cu 324.754 r, 2966319, 0.00000e+000, 1.32830e+001, -1.56844e-002, 15 Aug 2008
L70791-18 - 1, Fe 240.489 r, 12527654, 0.00000e+000, 6.77945e+001, 4.07940e-003, 15 Aug 2008
L70791-18 - 1, Fe 259.940 r, 29139646, 0.00000e+000, 2.78471e+001, 1.25330e-003, 15 Aug 2008
L70791-18 - 1, Ga 294.364 r, -562, 0.00000e+000, 5.07274e+002, 1.11443e-001, 15 Aug 2008  00:4
L70791-18 - 1, K 766.491 r, 1757765, 0.00000e+000, 1.49853e+002, -1.11352e-001, 15 Aug 2008  0
L70791-18 - 1, Li 670.784 r, 49998, 0.00000e+000, 9.51403e+000, -1.03762e-004, 15 Aug 2008  00
L70791-18 - 1, Mg 279.078 r, 1087425, 0.00000e+000, 3.36432e+002, -9.90183e-003, 15 Aug 2008
L70791-18 - 1, Mn 257.610 r, 1637051, 0.00000e+000, 1.00364e+001, 1.08603e-004, 15 Aug 2008  0
L70791-18 - 1, Mo 202.030 r, 8902, 0.00000e+000, 1.71101e+002, -8.27067e-003, 15 Aug 2008  00:
L70791-18 - 1, Na 330.237 r, 10876, 0.00000e+000, 7.98420e+003, -2.15032e+001, 15 Aug 2008  00
L70791-18 - 1, Na 589.592 r, 129867, 0.00000e+000, 5.15281e+001, -1.20155e-001, 15 Aug 2008  0
L70791-18 - 1, Ni 221.648 r, 16558, 0.00000e+000, 1.05982e+002, 7.78567e-003, 15 Aug 2008  00:
L70791-18 - 1, Ni 231.604 r, 3825, 0.00000e+000, 1.35095e+002, -1.84379e-002, 15 Aug 2008  00:
L70791-18 - 1, Pb 220.353 r, 1106, 0.00000e+000, 5.02300e+002, 4.30537e-003, 15 Aug 2008  00:4
L70791-18 - 1, Sb 206.833 r, 403, 0.00000e+000, 7.74637e+002, -9.88717e-003, 15 Aug 2008  00:4
L70791-18 - 1, Sb 217.581 r, -298, 0.00000e+000, 9.89729e+002, 8.99887e-002, 15 Aug 2008  00:4
L70791-18 - 1, Sc 361.383 r, 80925, 0.00000e+000, 2.06374e+000, -3.36362e-003, 15 Aug 2008  00
L70791-18 - 1, Sc 357.253 r, 258617, 0.00000e+000, 2.84109e+000, -9.57627e-002, 15 Aug 2008  0
L70791-18 - 1, Se 196.090 r, -456, 0.00000e+000, 2.51043e+003, -5.85285e-003, 15 Aug 2008  00:
L70791-18 - 1, Si 251.611 r, 633851, 0.00000e+000, 1.52537e+002, 4.54814e-003, 15 Aug 2008  00
L70791-18 - 1, Sn 189.991 r, 899, 0.00000e+000, 5.72020e+002, 8.41794e-003, 15 Aug 2008  00:43
L70791-18 - 1, Sr 421.552 r, 2424624, 0.00000e+000, 8.96139e-001, -5.41562e-003, 15 Aug 2008
L70791-18 - 1, Ti 337.280 r, 10149351, 0.00000e+000, 7.88459e+000, 3.42316e-003, 15 Aug 2008
L70791-18 - 1, Ti 334.941 r, 23087138, 0.00000e+000, 3.38057e+000, -9.46453e-003, 15 Aug 2008
L70791-18 - 1, Tl 190.864 r, -763, 0.00000e+000, 9.96761e+002, 3.90553e-002, 15 Aug 2008  00:4
L70791-18 - 1, V 292.401 r, 152480, 0.00000e+000, 1.53773e+001, 1.68431e-003, 15 Aug 2008  00:
L70791-18 - 1, Zn 213.856 r, 71023, 0.00000e+000, 4.03353e+001, -1.12349e-002, 15 Aug 2008  00
L70791-18 - 1, Zn 206.200 r, 36672, 0.00000e+000, 7.63690e+001, 1.21058e-003, 15 Aug 2008  00:
L70791-18 - 1, Y 371.030 r, 5859345, 0.00000e+000, 0.00000e+000, 1.00000e+000, 15 Aug 2008  00
L70791-18 - 2, Ag 328.068 r, -9470, 0.00000e+000, 3.26165e+001, -2.13588e-002, 15 Aug 2008  00
L70791-18 - 2, Al 396.152 r, 7511938, 0.00000e+000, 7.04909e+001, 1.31090e-002, 15 Aug 2008  0
L70791-18 - 2, As 189.042 r, -21, 0.00000e+000, 1.91967e+003, -1.77418e-002, 15 Aug 2008  00:4
L70791-18 - 2, B 249.677 r, -11850, 0.00000e+000, 6.52452e+001, 5.38255e-003, 15 Aug 2008  00:
L70791-18 - 2, Ba 493.409 r, 2995665, 0.00000e+000, 2.69848e+000, -4.44945e-002, 15 Aug 2008
L70791-18 - 2, Be 234.861 r, 9854, 0.00000e+000, 3.06788e+000, 5.21120e-003, 15 Aug 2008  00:4
L70791-18 - 2, Bi 223.061 r, -17021, 0.00000e+000, 6.74850e+002, 4.12001e-002, 15 Aug 2008  00
```

```
L70791-18 - 2, Ca 315.887 r, 3318777, 0.00000e+000, 3.31516e+001, -1.91147e-001, 15 Aug 2008
L70791-18 - 2, Cd 214.441 r, 19, 0.00000e+000, 4.78490e+001, 3.45935e-003, 15 Aug 2008  00:43:
L70791-18 - 2, Co 228.615 r, 6238, 0.00000e+000, 1.05805e+002, 2.30051e-005, 15 Aug 2008  00:4
L70791-18 - 2, Cr 267.716 r, 2886, 0.00000e+000, 7.48820e+001, 7.68128e-003, 15 Aug 2008  00:4
L70791-18 - 2, Cr 205.552 r, 1842, 0.00000e+000, 1.07054e+002, 2.31864e-003, 15 Aug 2008  00:4
L70791-18 - 2, Cu 324.754 r, 2981107, 0.00000e+000, 1.32830e+001, -1.56844e-002, 15 Aug 2008
L70791-18 - 2, Fe 240.489 r, 12667209, 0.00000e+000, 6.77945e+001, 4.07940e-003, 15 Aug 2008
L70791-18 - 2, Fe 259.940 r, 29266689, 0.00000e+000, 2.78471e+001, 1.25330e-003, 15 Aug 2008
L70791-18 - 2, Ga 294.364 r, -617, 0.00000e+000, 5.07274e+002, 1.11443e-001, 15 Aug 2008  00:4
L70791-18 - 2, K 766.491 r, 1769767, 0.00000e+000, 1.49853e+002, -1.11352e-001, 15 Aug 2008  0
L70791-18 - 2, Li 670.784 r, 50998, 0.00000e+000, 9.51403e+000, -1.03762e-004, 15 Aug 2008  00
L70791-18 - 2, Mg 279.078 r, 1098945, 0.00000e+000, 3.36432e+002, -9.90183e-003, 15 Aug 2008
L70791-18 - 2, Mn 257.610 r, 1655738, 0.00000e+000, 1.00364e+001, 1.08603e-004, 15 Aug 2008  0
L70791-18 - 2, Mo 202.030 r, 8914, 0.00000e+000, 1.71101e+002, -8.27067e-003, 15 Aug 2008  00:
L70791-18 - 2, Na 330.237 r, 10938, 0.00000e+000, 7.98420e+003, -2.15032e+001, 15 Aug 2008  00
L70791-18 - 2, Na 589.592 r, 133644, 0.00000e+000, 5.15281e+001, -1.20155e-001, 15 Aug 2008  0
L70791-18 - 2, Ni 221.648 r, 17095, 0.00000e+000, 1.05982e+002, 7.78567e-003, 15 Aug 2008  00:
L70791-18 - 2, Ni 231.604 r, 4025, 0.00000e+000, 1.35095e+002, -1.84379e-002, 15 Aug 2008  00:
L70791-18 - 2, Pb 220.353 r, 1144, 0.00000e+000, 5.02300e+002, 4.30537e-003, 15 Aug 2008  00:4
L70791-18 - 2, Sb 206.833 r, 348, 0.00000e+000, 7.74637e+002, -9.88717e-003, 15 Aug 2008  00:4
L70791-18 - 2, Sb 217.581 r, -134, 0.00000e+000, 9.89729e+002, 8.99887e-002, 15 Aug 2008  00:4
L70791-18 - 2, Sc 361.383 r, 81269, 0.00000e+000, 2.06374e+000, -3.36362e-003, 15 Aug 2008  00
L70791-18 - 2, Sc 357.253 r, 259256, 0.00000e+000, 2.84109e+000, -9.57627e-002, 15 Aug 2008  0
L70791-18 - 2, Se 196.090 r, -525, 0.00000e+000, 2.51043e+003, -5.85285e-003, 15 Aug 2008  00:
L70791-18 - 2, Si 251.611 r, 639426, 0.00000e+000, 1.52537e+002, 4.54814e-003, 15 Aug 2008  00
L70791-18 - 2, Sn 189.991 r, 1079, 0.00000e+000, 5.72020e+002, 8.41794e-003, 15 Aug 2008  00:4
L70791-18 - 2, Sr 421.552 r, 2436997, 0.00000e+000, 8.96139e-001, -5.41562e-003, 15 Aug 2008
L70791-18 - 2, Ti 337.280 r, 10174899, 0.00000e+000, 7.88459e+000, 3.42316e-003, 15 Aug 2008
L70791-18 - 2, Ti 334.941 r, 23279632, 0.00000e+000, 3.38057e+000, -9.46453e-003, 15 Aug 2008
L70791-18 - 2, Tl 190.864 r, -786, 0.00000e+000, 9.96761e+002, 3.90553e-002, 15 Aug 2008  00:4
L70791-18 - 2, V 292.401 r, 152988, 0.00000e+000, 1.53773e+001, 1.68431e-003, 15 Aug 2008  00:
L70791-18 - 2, Zn 213.856 r, 71571, 0.00000e+000, 4.03353e+001, -1.12349e-002, 15 Aug 2008  00
L70791-18 - 2, Zn 206.200 r, 37469, 0.00000e+000, 7.63690e+001, 1.21058e-003, 15 Aug 2008  00:
L70791-18 - 2, Y 371.030 r, 5870453, 0.00000e+000, 0.00000e+000, 1.00000e+000, 15 Aug 2008  00
L70791-19 - 1, Ag 328.068 r, -18766, 0.00000e+000, 3.26165e+001, -2.13588e-002, 15 Aug 2008  0
L70791-19 - 1, Al 396.152 r, 9840359, 0.00000e+000, 7.04909e+001, 1.31090e-002, 15 Aug 2008  0
L70791-19 - 1, As 189.042 r, 199, 0.00000e+000, 1.91967e+003, -1.77418e-002, 15 Aug 2008  00:4
L70791-19 - 1, B 249.677 r, -21892, 0.00000e+000, 6.52452e+001, 5.38255e-003, 15 Aug 2008  00:
L70791-19 - 1, Ba 493.409 r, 3564216, 0.00000e+000, 2.69848e+000, -4.44945e-002, 15 Aug 2008
L70791-19 - 1, Be 234.861 r, 17850, 0.00000e+000, 3.06788e+000, 5.21120e-003, 15 Aug 2008  00:
L70791-19 - 1, Bi 223.061 r, -17484, 0.00000e+000, 6.74850e+002, 4.12001e-002, 15 Aug 2008  00
L70791-19 - 1, Ca 315.887 r, 10883055, 0.00000e+000, 3.31516e+001, -1.91147e-001, 15 Aug 2008
L70791-19 - 1, Cd 214.441 r, 1155, 0.00000e+000, 4.78490e+001, 3.45935e-003, 15 Aug 2008  00:4
L70791-19 - 1, Co 228.615 r, 7215, 0.00000e+000, 1.05805e+002, 2.30051e-005, 15 Aug 2008  00:4
L70791-19 - 1, Cr 267.716 r, 7788, 0.00000e+000, 7.48820e+001, 7.68128e-003, 15 Aug 2008  00:4
L70791-19 - 1, Cr 205.552 r, 4808, 0.00000e+000, 1.07054e+002, 2.31864e-003, 15 Aug 2008  00:4
L70791-19 - 1, Cu 324.754 r, 10506150, 0.00000e+000, 1.32830e+001, -1.56844e-002, 15 Aug 2008
L70791-19 - 1, Fe 240.489 r, 22311912, 0.00000e+000, 6.77945e+001, 4.07940e-003, 15 Aug 2008
L70791-19 - 1, Fe 259.940 r, 50530986, 0.00000e+000, 2.78471e+001, 1.25330e-003, 15 Aug 2008
L70791-19 - 1, Ga 294.364 r, -626, 0.00000e+000, 5.07274e+002, 1.11443e-001, 15 Aug 2008  00:4
L70791-19 - 1, K 766.491 r, 1718488, 0.00000e+000, 1.49853e+002, -1.11352e-001, 15 Aug 2008  0
L70791-19 - 1, Li 670.784 r, 76617, 0.00000e+000, 9.51403e+000, -1.03762e-004, 15 Aug 2008  00
L70791-19 - 1, Mg 279.078 r, 1261789, 0.00000e+000, 3.36432e+002, -9.90183e-003, 15 Aug 2008
L70791-19 - 1, Mn 257.610 r, 2034604, 0.00000e+000, 1.00364e+001, 1.08603e-004, 15 Aug 2008  0
L70791-19 - 1, Mo 202.030 r, 35150, 0.00000e+000, 1.71101e+002, -8.27067e-003, 15 Aug 2008  00
L70791-19 - 1, Na 330.237 r, 13317, 0.00000e+000, 7.98420e+003, -2.15032e+001, 15 Aug 2008  00
L70791-19 - 1, Na 589.592 r, 197265, 0.00000e+000, 5.15281e+001, -1.20155e-001, 15 Aug 2008  0
L70791-19 - 1, Ni 221.648 r, 19145, 0.00000e+000, 1.05982e+002, 7.78567e-003, 15 Aug 2008  00:
L70791-19 - 1, Ni 231.604 r, 4442, 0.00000e+000, 1.35095e+002, -1.84379e-002, 15 Aug 2008  00:
L70791-19 - 1, Pb 220.353 r, 6358, 0.00000e+000, 5.02300e+002, 4.30537e-003, 15 Aug 2008  00:4
```

```
L70791-19 - 1, Sb 206.833 r, 96, 0.00000e+000, 7.74637e+002, -9.88717e-003, 15 Aug 2008  00:46
L70791-19 - 1, Sb 217.581 r, -344, 0.00000e+000, 9.89729e+002, 8.99887e-002, 15 Aug 2008  00:4
L70791-19 - 1, Sc 361.383 r, 91682, 0.00000e+000, 2.06374e+000, -3.36362e-003, 15 Aug 2008  00
L70791-19 - 1, Sc 357.253 r, 269195, 0.00000e+000, 2.84109e+000, -9.57627e-002, 15 Aug 2008  0
L70791-19 - 1, Se 196.090 r, -788, 0.00000e+000, 2.51043e+003, -5.85285e-003, 15 Aug 2008  00:
L70791-19 - 1, Si 251.611 r, 684916, 0.00000e+000, 1.52537e+002, 4.54814e-003, 15 Aug 2008  00
L70791-19 - 1, Sn 189.991 r, 1034, 0.00000e+000, 5.72020e+002, 8.41794e-003, 15 Aug 2008  00:4
L70791-19 - 1, Sr 421.552 r, 2611801, 0.00000e+000, 8.96139e-001, -5.41562e-003, 15 Aug 2008
L70791-19 - 1, Ti 337.280 r, 10583470, 0.00000e+000, 7.88459e+000, 3.42316e-003, 15 Aug 2008
L70791-19 - 1, Ti 334.941 r, 24132395, 0.00000e+000, 3.38057e+000, -9.46453e-003, 15 Aug 2008
L70791-19 - 1, Tl 190.864 r, -961, 0.00000e+000, 9.96761e+002, 3.90553e-002, 15 Aug 2008  00:4
L70791-19 - 1, V 292.401 r, 285047, 0.00000e+000, 1.53773e+001, 1.68431e-003, 15 Aug 2008  00:
L70791-19 - 1, Zn 213.856 r, 208727, 0.00000e+000, 4.03353e+001, -1.12349e-002, 15 Aug 2008  0
L70791-19 - 1, Zn 206.200 r, 113704, 0.00000e+000, 7.63690e+001, 1.21058e-003, 15 Aug 2008  00
L70791-19 - 1, Y 371.030 r, 5962539, 0.00000e+000, 0.00000e+000, 1.00000e+000, 15 Aug 2008  00
L70791-19 - 2, Ag 328.068 r, -18957, 0.00000e+000, 3.26165e+001, -2.13588e-002, 15 Aug 2008  0
L70791-19 - 2, Al 396.152 r, 9795837, 0.00000e+000, 7.04909e+001, 1.31090e-002, 15 Aug 2008  0
L70791-19 - 2, As 189.042 r, 164, 0.00000e+000, 1.91967e+003, -1.77418e-002, 15 Aug 2008  00:4
L70791-19 - 2, B 249.677 r, -22139, 0.00000e+000, 6.52452e+001, 5.38255e-003, 15 Aug 2008  00:
L70791-19 - 2, Ba 493.409 r, 3551459, 0.00000e+000, 2.69848e+000, -4.44945e-002, 15 Aug 2008
L70791-19 - 2, Be 234.861 r, 18276, 0.00000e+000, 3.06788e+000, 5.21120e-003, 15 Aug 2008  00:
L70791-19 - 2, Bi 223.061 r, -17626, 0.00000e+000, 6.74850e+002, 4.12001e-002, 15 Aug 2008  00
L70791-19 - 2, Ca 315.887 r, 10908442, 0.00000e+000, 3.31516e+001, -1.91147e-001, 15 Aug 2008
L70791-19 - 2, Cd 214.441 r, 1039, 0.00000e+000, 4.78490e+001, 3.45935e-003, 15 Aug 2008  00:4
L70791-19 - 2, Co 228.615 r, 7233, 0.00000e+000, 1.05805e+002, 2.30051e-005, 15 Aug 2008  00:4
L70791-19 - 2, Cr 267.716 r, 7580, 0.00000e+000, 7.48820e+001, 7.68128e-003, 15 Aug 2008  00:4
L70791-19 - 2, Cr 205.552 r, 4655, 0.00000e+000, 1.07054e+002, 2.31864e-003, 15 Aug 2008  00:4
L70791-19 - 2, Cu 324.754 r, 10501565, 0.00000e+000, 1.32830e+001, -1.56844e-002, 15 Aug 2008
L70791-19 - 2, Fe 240.489 r, 22469011, 0.00000e+000, 6.77945e+001, 4.07940e-003, 15 Aug 2008
L70791-19 - 2, Fe 259.940 r, 50551531, 0.00000e+000, 2.78471e+001, 1.25330e-003, 15 Aug 2008
L70791-19 - 2, Ga 294.364 r, -677, 0.00000e+000, 5.07274e+002, 1.11443e-001, 15 Aug 2008  00:4
L70791-19 - 2, K 766.491 r, 1711794, 0.00000e+000, 1.49853e+002, -1.11352e-001, 15 Aug 2008  0
L70791-19 - 2, Li 670.784 r, 76777, 0.00000e+000, 9.51403e+000, -1.03762e-004, 15 Aug 2008  00
L70791-19 - 2, Mg 279.078 r, 1263430, 0.00000e+000, 3.36432e+002, -9.90183e-003, 15 Aug 2008
L70791-19 - 2, Mn 257.610 r, 2034691, 0.00000e+000, 1.00364e+001, 1.08603e-004, 15 Aug 2008  0
L70791-19 - 2, Mo 202.030 r, 35046, 0.00000e+000, 1.71101e+002, -8.27067e-003, 15 Aug 2008  00
L70791-19 - 2, Na 330.237 r, 13741, 0.00000e+000, 7.98420e+003, -2.15032e+001, 15 Aug 2008  00
L70791-19 - 2, Na 589.592 r, 196438, 0.00000e+000, 5.15281e+001, -1.20155e-001, 15 Aug 2008  0
L70791-19 - 2, Ni 221.648 r, 19437, 0.00000e+000, 1.05982e+002, 7.78567e-003, 15 Aug 2008  00:
L70791-19 - 2, Ni 231.604 r, 4315, 0.00000e+000, 1.35095e+002, -1.84379e-002, 15 Aug 2008  00:
L70791-19 - 2, Pb 220.353 r, 6148, 0.00000e+000, 5.02300e+002, 4.30537e-003, 15 Aug 2008  00:4
L70791-19 - 2, Sb 206.833 r, 126, 0.00000e+000, 7.74637e+002, -9.88717e-003, 15 Aug 2008  00:4
L70791-19 - 2, Sb 217.581 r, -515, 0.00000e+000, 9.89729e+002, 8.99887e-002, 15 Aug 2008  00:4
L70791-19 - 2, Sc 361.383 r, 91901, 0.00000e+000, 2.06374e+000, -3.36362e-003, 15 Aug 2008  00
L70791-19 - 2, Sc 357.253 r, 269286, 0.00000e+000, 2.84109e+000, -9.57627e-002, 15 Aug 2008  0
L70791-19 - 2, Se 196.090 r, -705, 0.00000e+000, 2.51043e+003, -5.85285e-003, 15 Aug 2008  00:
L70791-19 - 2, Si 251.611 r, 686039, 0.00000e+000, 1.52537e+002, 4.54814e-003, 15 Aug 2008  00
L70791-19 - 2, Sn 189.991 r, 1171, 0.00000e+000, 5.72020e+002, 8.41794e-003, 15 Aug 2008  00:4
L70791-19 - 2, Sr 421.552 r, 2607258, 0.00000e+000, 8.96139e-001, -5.41562e-003, 15 Aug 2008
L70791-19 - 2, Ti 337.280 r, 10552800, 0.00000e+000, 7.88459e+000, 3.42316e-003, 15 Aug 2008
L70791-19 - 2, Ti 334.941 r, 24105008, 0.00000e+000, 3.38057e+000, -9.46453e-003, 15 Aug 2008
L70791-19 - 2, Tl 190.864 r, -993, 0.00000e+000, 9.96761e+002, 3.90553e-002, 15 Aug 2008  00:4
L70791-19 - 2, V 292.401 r, 284195, 0.00000e+000, 1.53773e+001, 1.68431e-003, 15 Aug 2008  00:
L70791-19 - 2, Zn 213.856 r, 210475, 0.00000e+000, 4.03353e+001, -1.12349e-002, 15 Aug 2008  0
L70791-19 - 2, Zn 206.200 r, 114273, 0.00000e+000, 7.63690e+001, 1.21058e-003, 15 Aug 2008  00
L70791-19 - 2, Y 371.030 r, 5873092, 0.00000e+000, 0.00000e+000, 1.00000e+000, 15 Aug 2008  00
L70791-20 - 1, Ag 328.068 r, -12296, 0.00000e+000, 3.26165e+001, -2.13588e-002, 15 Aug 2008  0
L70791-20 - 1, Al 396.152 r, 6796346, 0.00000e+000, 7.04909e+001, 1.31090e-002, 15 Aug 2008  0
L70791-20 - 1, As 189.042 r, 227, 0.00000e+000, 1.91967e+003, -1.77418e-002, 15 Aug 2008  00:4
L70791-20 - 1, B 249.677 r, -15835, 0.00000e+000, 6.52452e+001, 5.38255e-003, 15 Aug 2008  00:
```

```
L70791-20 - 1, Ba 493.409 r, 2039974, 0.00000e+000, 2.69848e+000, -4.44945e-002, 15 Aug 2008
L70791-20 - 1, Be 234.861 r, 12963, 0.00000e+000, 3.06788e+000, 5.21120e-003, 15 Aug 2008  00:
L70791-20 - 1, Bi 223.061 r, -12065, 0.00000e+000, 6.74850e+002, 4.12001e-002, 15 Aug 2008  00
L70791-20 - 1, Ca 315.887 r, 4490849, 0.00000e+000, 3.31516e+001, -1.91147e-001, 15 Aug 2008
L70791-20 - 1, Cd 214.441 r, 1093, 0.00000e+000, 4.78490e+001, 3.45935e-003, 15 Aug 2008  00:4
L70791-20 - 1, Co 228.615 r, 5363, 0.00000e+000, 1.05805e+002, 2.30051e-005, 15 Aug 2008  00:4
L70791-20 - 1, Cr 267.716 r, 5704, 0.00000e+000, 7.48820e+001, 7.68128e-003, 15 Aug 2008  00:4
L70791-20 - 1, Cr 205.552 r, 3734, 0.00000e+000, 1.07054e+002, 2.31864e-003, 15 Aug 2008  00:4
L70791-20 - 1, Cu 324.754 r, 19682106, 0.00000e+000, 1.32830e+001, -1.56844e-002, 15 Aug 2008
L70791-20 - 1, Fe 240.489 r, 16835275, 0.00000e+000, 6.77945e+001, 4.07940e-003, 15 Aug 2008
L70791-20 - 1, Fe 259.940 r, 38521100, 0.00000e+000, 2.78471e+001, 1.25330e-003, 15 Aug 2008
L70791-20 - 1, Ga 294.364 r, -1075, 0.00000e+000, 5.07274e+002, 1.11443e-001, 15 Aug 2008  00:
L70791-20 - 1, K 766.491 r, 1150505, 0.00000e+000, 1.49853e+002, -1.11352e-001, 15 Aug 2008  0
L70791-20 - 1, Li 670.784 r, 50834, 0.00000e+000, 9.51403e+000, -1.03762e-004, 15 Aug 2008  00
L70791-20 - 1, Mg 279.078 r, 772111, 0.00000e+000, 3.36432e+002, -9.90183e-003, 15 Aug 2008  0
L70791-20 - 1, Mn 257.610 r, 1118111, 0.00000e+000, 1.00364e+001, 1.08603e-004, 15 Aug 2008  0
L70791-20 - 1, Mo 202.030 r, 50958, 0.00000e+000, 1.71101e+002, -8.27067e-003, 15 Aug 2008  00
L70791-20 - 1, Na 330.237 r, 16611, 0.00000e+000, 7.98420e+003, -2.15032e+001, 15 Aug 2008  00
L70791-20 - 1, Na 589.592 r, 155453, 0.00000e+000, 5.15281e+001, -1.20155e-001, 15 Aug 2008  0
L70791-20 - 1, Ni 221.648 r, 19179, 0.00000e+000, 1.05982e+002, 7.78567e-003, 15 Aug 2008  00:
L70791-20 - 1, Ni 231.604 r, 3996, 0.00000e+000, 1.35095e+002, -1.84379e-002, 15 Aug 2008  00:
L70791-20 - 1, Pb 220.353 r, 31312, 0.00000e+000, 5.02300e+002, 4.30537e-003, 15 Aug 2008  00:
L70791-20 - 1, Sb 206.833 r, -5, 0.00000e+000, 7.74637e+002, -9.88717e-003, 15 Aug 2008  00:49
L70791-20 - 1, Sb 217.581 r, -522, 0.00000e+000, 9.89729e+002, 8.99887e-002, 15 Aug 2008  00:4
L70791-20 - 1, Sc 361.383 r, 57354, 0.00000e+000, 2.06374e+000, -3.36362e-003, 15 Aug 2008  00
L70791-20 - 1, Sc 357.253 r, 242217, 0.00000e+000, 2.84109e+000, -9.57627e-002, 15 Aug 2008  0
L70791-20 - 1, Se 196.090 r, -484, 0.00000e+000, 2.51043e+003, -5.85285e-003, 15 Aug 2008  00:
L70791-20 - 1, Si 251.611 r, 679561, 0.00000e+000, 1.52537e+002, 4.54814e-003, 15 Aug 2008  00
L70791-20 - 1, Sn 189.991 r, 1074, 0.00000e+000, 5.72020e+002, 8.41794e-003, 15 Aug 2008  00:4
L70791-20 - 1, Sr 421.552 r, 1447267, 0.00000e+000, 8.96139e-001, -5.41562e-003, 15 Aug 2008
L70791-20 - 1, Ti 337.280 r, 6974619, 0.00000e+000, 7.88459e+000, 3.42316e-003, 15 Aug 2008  0
L70791-20 - 1, Ti 334.941 r, 15931456, 0.00000e+000, 3.38057e+000, -9.46453e-003, 15 Aug 2008
L70791-20 - 1, Tl 190.864 r, -676, 0.00000e+000, 9.96761e+002, 3.90553e-002, 15 Aug 2008  00:4
L70791-20 - 1, V 292.401 r, 183180, 0.00000e+000, 1.53773e+001, 1.68431e-003, 15 Aug 2008  00:
L70791-20 - 1, Zn 213.856 r, 287465, 0.00000e+000, 4.03353e+001, -1.12349e-002, 15 Aug 2008  0
L70791-20 - 1, Zn 206.200 r, 155622, 0.00000e+000, 7.63690e+001, 1.21058e-003, 15 Aug 2008  00
L70791-20 - 1, Y 371.030 r, 5954495, 0.00000e+000, 0.00000e+000, 1.00000e+000, 15 Aug 2008  00
L70791-20 - 2, Ag 328.068 r, -12573, 0.00000e+000, 3.26165e+001, -2.13588e-002, 15 Aug 2008  0
L70791-20 - 2, Al 396.152 r, 6727719, 0.00000e+000, 7.04909e+001, 1.31090e-002, 15 Aug 2008  0
L70791-20 - 2, As 189.042 r, 405, 0.00000e+000, 1.91967e+003, -1.77418e-002, 15 Aug 2008  00:4
L70791-20 - 2, B 249.677 r, -15943, 0.00000e+000, 6.52452e+001, 5.38255e-003, 15 Aug 2008  00:
L70791-20 - 2, Ba 493.409 r, 2019718, 0.00000e+000, 2.69848e+000, -4.44945e-002, 15 Aug 2008
L70791-20 - 2, Be 234.861 r, 13163, 0.00000e+000, 3.06788e+000, 5.21120e-003, 15 Aug 2008  00:
L70791-20 - 2, Bi 223.061 r, -11923, 0.00000e+000, 6.74850e+002, 4.12001e-002, 15 Aug 2008  00
L70791-20 - 2, Ca 315.887 r, 4466720, 0.00000e+000, 3.31516e+001, -1.91147e-001, 15 Aug 2008
L70791-20 - 2, Cd 214.441 r, 984, 0.00000e+000, 4.78490e+001, 3.45935e-003, 15 Aug 2008  00:49
L70791-20 - 2, Co 228.615 r, 5222, 0.00000e+000, 1.05805e+002, 2.30051e-005, 15 Aug 2008  00:4
L70791-20 - 2, Cr 267.716 r, 5942, 0.00000e+000, 7.48820e+001, 7.68128e-003, 15 Aug 2008  00:4
L70791-20 - 2, Cr 205.552 r, 3585, 0.00000e+000, 1.07054e+002, 2.31864e-003, 15 Aug 2008  00:4
L70791-20 - 2, Cu 324.754 r, 19555284, 0.00000e+000, 1.32830e+001, -1.56844e-002, 15 Aug 2008
L70791-20 - 2, Fe 240.489 r, 16792463, 0.00000e+000, 6.77945e+001, 4.07940e-003, 15 Aug 2008
L70791-20 - 2, Fe 259.940 r, 38196651, 0.00000e+000, 2.78471e+001, 1.25330e-003, 15 Aug 2008
L70791-20 - 2, Ga 294.364 r, -849, 0.00000e+000, 5.07274e+002, 1.11443e-001, 15 Aug 2008  00:4
L70791-20 - 2, K 766.491 r, 1144719, 0.00000e+000, 1.49853e+002, -1.11352e-001, 15 Aug 2008  0
L70791-20 - 2, Li 670.784 r, 52162, 0.00000e+000, 9.51403e+000, -1.03762e-004, 15 Aug 2008  00
L70791-20 - 2, Mg 279.078 r, 766933, 0.00000e+000, 3.36432e+002, -9.90183e-003, 15 Aug 2008  0
L70791-20 - 2, Mn 257.610 r, 1113375, 0.00000e+000, 1.00364e+001, 1.08603e-004, 15 Aug 2008  0
L70791-20 - 2, Mo 202.030 r, 50735, 0.00000e+000, 1.71101e+002, -8.27067e-003, 15 Aug 2008  00
L70791-20 - 2, Na 330.237 r, 17242, 0.00000e+000, 7.98420e+003, -2.15032e+001, 15 Aug 2008  00
L70791-20 - 2, Na 589.592 r, 154004, 0.00000e+000, 5.15281e+001, -1.20155e-001, 15 Aug 2008  0
```

```
L70791-20 - 2, Ni 221.648 r, 18757, 0.00000e+000, 1.05982e+002, 7.78567e-003, 15 Aug 2008  00:
L70791-20 - 2, Ni 231.604 r, 4088, 0.00000e+000, 1.35095e+002, -1.84379e-002, 15 Aug 2008  00:
L70791-20 - 2, Pb 220.353 r, 31312, 0.00000e+000, 5.02300e+002, 4.30537e-003, 15 Aug 2008  00:
L70791-20 - 2, Sb 206.833 r, -35, 0.00000e+000, 7.74637e+002, -9.88717e-003, 15 Aug 2008  00:4
L70791-20 - 2, Sb 217.581 r, -491, 0.00000e+000, 9.89729e+002, 8.99887e-002, 15 Aug 2008  00:4
L70791-20 - 2, Sc 361.383 r, 57715, 0.00000e+000, 2.06374e+000, -3.36362e-003, 15 Aug 2008  00
L70791-20 - 2, Sc 357.253 r, 242859, 0.00000e+000, 2.84109e+000, -9.57627e-002, 15 Aug 2008  0
L70791-20 - 2, Se 196.090 r, -552, 0.00000e+000, 2.51043e+003, -5.85285e-003, 15 Aug 2008  00:
L70791-20 - 2, Si 251.611 r, 674288, 0.00000e+000, 1.52537e+002, 4.54814e-003, 15 Aug 2008  00
L70791-20 - 2, Sn 189.991 r, 1006, 0.00000e+000, 5.72020e+002, 8.41794e-003, 15 Aug 2008  00:4
L70791-20 - 2, Sr 421.552 r, 1436503, 0.00000e+000, 8.96139e-001, -5.41562e-003, 15 Aug 2008
L70791-20 - 2, Ti 337.280 r, 6934309, 0.00000e+000, 7.88459e+000, 3.42316e-003, 15 Aug 2008  0
L70791-20 - 2, Ti 334.941 r, 15892650, 0.00000e+000, 3.38057e+000, -9.46453e-003, 15 Aug 2008
L70791-20 - 2, Tl 190.864 r, -666, 0.00000e+000, 9.96761e+002, 3.90553e-002, 15 Aug 2008  00:4
L70791-20 - 2, V 292.401 r, 181758, 0.00000e+000, 1.53773e+001, 1.68431e-003, 15 Aug 2008  00:
L70791-20 - 2, Zn 213.856 r, 285881, 0.00000e+000, 4.03353e+001, -1.12349e-002, 15 Aug 2008  0
L70791-20 - 2, Zn 206.200 r, 156032, 0.00000e+000, 7.63690e+001, 1.21058e-003, 15 Aug 2008  00
L70791-20 - 2, Y 371.030 r, 5914110, 0.00000e+000, 0.00000e+000, 1.00000e+000, 15 Aug 2008  00
L70791-20SDL - 1, Ag 328.068 r, 1058, 0.00000e+000, 3.26165e+001, -2.13588e-002, 15 Aug 2008
L70791-20SDL - 1, Al 396.152 r, 1346951, 0.00000e+000, 7.04909e+001, 1.31090e-002, 15 Aug 2008
L70791-20SDL - 1, As 189.042 r, 35, 0.00000e+000, 1.91967e+003, -1.77418e-002, 15 Aug 2008  00
L70791-20SDL - 1, B 249.677 r, -2461, 0.00000e+000, 6.52452e+001, 5.38255e-003, 15 Aug 2008  0
L70791-20SDL - 1, Ba 493.409 r, 467718, 0.00000e+000, 2.69848e+000, -4.44945e-002, 15 Aug 2008
L70791-20SDL - 1, Be 234.861 r, 870, 0.00000e+000, 3.06788e+000, 5.21120e-003, 15 Aug 2008  00
L70791-20SDL - 1, Bi 223.061 r, -2556, 0.00000e+000, 6.74850e+002, 4.12001e-002, 15 Aug 2008
L70791-20SDL - 1, Ca 315.887 r, 894655, 0.00000e+000, 3.31516e+001, -1.91147e-001, 15 Aug 2008
L70791-20SDL - 1, Cd 214.441 r, 85, 0.00000e+000, 4.78490e+001, 3.45935e-003, 15 Aug 2008  00:
L70791-20SDL - 1, Co 228.615 r, 1137, 0.00000e+000, 1.05805e+002, 2.30051e-005, 15 Aug 2008  0
L70791-20SDL - 1, Cr 267.716 r, 641, 0.00000e+000, 7.48820e+001, 7.68128e-003, 15 Aug 2008  00
L70791-20SDL - 1, Cr 205.552 r, 739, 0.00000e+000, 1.07054e+002, 2.31864e-003, 15 Aug 2008  00
L70791-20SDL - 1, Cu 324.754 r, 3946366, 0.00000e+000, 1.32830e+001, -1.56844e-002, 15 Aug 200
L70791-20SDL - 1, Fe 240.489 r, 3437942, 0.00000e+000, 6.77945e+001, 4.07940e-003, 15 Aug 2008
L70791-20SDL - 1, Fe 259.940 r, 8255392, 0.00000e+000, 2.78471e+001, 1.25330e-003, 15 Aug 2008
L70791-20SDL - 1, Ga 294.364 r, -1366, 0.00000e+000, 5.07274e+002, 1.11443e-001, 15 Aug 2008
L70791-20SDL - 1, K 766.491 r, 220095, 0.00000e+000, 1.49853e+002, -1.11352e-001, 15 Aug 2008
L70791-20SDL - 1, Li 670.784 r, 11847, 0.00000e+000, 9.51403e+000, -1.03762e-004, 15 Aug 2008
L70791-20SDL - 1, Mg 279.078 r, 148598, 0.00000e+000, 3.36432e+002, -9.90183e-003, 15 Aug 2008
L70791-20SDL - 1, Mn 257.610 r, 221966, 0.00000e+000, 1.00364e+001, 1.08603e-004, 15 Aug 2008
L70791-20SDL - 1, Mo 202.030 r, 10471, 0.00000e+000, 1.71101e+002, -8.27067e-003, 15 Aug 2008
L70791-20SDL - 1, Na 330.237 r, 12232, 0.00000e+000, 7.98420e+003, -2.15032e+001, 15 Aug 2008
L70791-20SDL - 1, Na 589.592 r, 41529, 0.00000e+000, 5.15281e+001, -1.20155e-001, 15 Aug 2008
L70791-20SDL - 1, Ni 221.648 r, 3134, 0.00000e+000, 1.05982e+002, 7.78567e-003, 15 Aug 2008  0
L70791-20SDL - 1, Ni 231.604 r, 1544, 0.00000e+000, 1.35095e+002, -1.84379e-002, 15 Aug 2008
L70791-20SDL - 1, Pb 220.353 r, 6307, 0.00000e+000, 5.02300e+002, 4.30537e-003, 15 Aug 2008  0
L70791-20SDL - 1, Sb 206.833 r, 277, 0.00000e+000, 7.74637e+002, -9.88717e-003, 15 Aug 2008  0
L70791-20SDL - 1, Sb 217.581 r, -423, 0.00000e+000, 9.89729e+002, 8.99887e-002, 15 Aug 2008  0
L70791-20SDL - 1, Sc 361.383 r, 13092, 0.00000e+000, 2.06374e+000, -3.36362e-003, 15 Aug 2008
L70791-20SDL - 1, Sc 357.253 r, 196928, 0.00000e+000, 2.84109e+000, -9.57627e-002, 15 Aug 2008
L70791-20SDL - 1, Se 196.090 r, -106, 0.00000e+000, 2.51043e+003, -5.85285e-003, 15 Aug 2008
L70791-20SDL - 1, Si 251.611 r, 132762, 0.00000e+000, 1.52537e+002, 4.54814e-003, 15 Aug 2008
L70791-20SDL - 1, Sn 189.991 r, 240, 0.00000e+000, 5.72020e+002, 8.41794e-003, 15 Aug 2008  00
L70791-20SDL - 1, Sr 421.552 r, 281838, 0.00000e+000, 8.96139e-001, -5.41562e-003, 15 Aug 2008
L70791-20SDL - 1, Ti 337.280 r, 1395998, 0.00000e+000, 7.88459e+000, 3.42316e-003, 15 Aug 2008
L70791-20SDL - 1, Ti 334.941 r, 3231457, 0.00000e+000, 3.38057e+000, -9.46453e-003, 15 Aug 200
L70791-20SDL - 1, Tl 190.864 r, -352, 0.00000e+000, 9.96761e+002, 3.90553e-002, 15 Aug 2008  0
L70791-20SDL - 1, V 292.401 r, 34978, 0.00000e+000, 1.53773e+001, 1.68431e-003, 15 Aug 2008  0
L70791-20SDL - 1, Zn 213.856 r, 61614, 0.00000e+000, 4.03353e+001, -1.12349e-002, 15 Aug 2008
L70791-20SDL - 1, Zn 206.200 r, 32031, 0.00000e+000, 7.63690e+001, 1.21058e-003, 15 Aug 2008
L70791-20SDL - 1, Y 371.030 r, 5709839, 0.00000e+000, 0.00000e+000, 1.00000e+000, 15 Aug 2008
L70791-20SDL - 2, Ag 328.068 r, 530, 0.00000e+000, 3.26165e+001, -2.13588e-002, 15 Aug 2008  0
```

```
L70791-20SDL - 2, Al 396.152 r, 1349854, 0.00000e+000, 7.04909e+001, 1.31090e-002, 15 Aug 2008
L70791-20SDL - 2, As 189.042 r, -48, 0.00000e+000, 1.91967e+003, -1.77418e-002, 15 Aug 2008  0
L70791-20SDL - 2, B 249.677 r, -2405, 0.00000e+000, 6.52452e+001, 5.38255e-003, 15 Aug 2008  0
L70791-20SDL - 2, Ba 493.409 r, 470544, 0.00000e+000, 2.69848e+000, -4.44945e-002, 15 Aug 2008
L70791-20SDL - 2, Be 234.861 r, 1110, 0.00000e+000, 3.06788e+000, 5.21120e-003, 15 Aug 2008  0
L70791-20SDL - 2, Bi 223.061 r, -2565, 0.00000e+000, 6.74850e+002, 4.12001e-002, 15 Aug 2008
L70791-20SDL - 2, Ca 315.887 r, 900423, 0.00000e+000, 3.31516e+001, -1.91147e-001, 15 Aug 2008
L70791-20SDL - 2, Cd 214.441 r, 76, 0.00000e+000, 4.78490e+001, 3.45935e-003, 15 Aug 2008  00:
L70791-20SDL - 2, Co 228.615 r, 1046, 0.00000e+000, 1.05805e+002, 2.30051e-005, 15 Aug 2008  0
L70791-20SDL - 2, Cr 267.716 r, 989, 0.00000e+000, 7.48820e+001, 7.68128e-003, 15 Aug 2008  00
L70791-20SDL - 2, Cr 205.552 r, 580, 0.00000e+000, 1.07054e+002, 2.31864e-003, 15 Aug 2008  00
L70791-20SDL - 2, Cu 324.754 r, 3944890, 0.00000e+000, 1.32830e+001, -1.56844e-002, 15 Aug 200
L70791-20SDL - 2, Fe 240.489 r, 3470174, 0.00000e+000, 6.77945e+001, 4.07940e-003, 15 Aug 2008
L70791-20SDL - 2, Fe 259.940 r, 8291946, 0.00000e+000, 2.78471e+001, 1.25330e-003, 15 Aug 2008
L70791-20SDL - 2, Ga 294.364 r, -1587, 0.00000e+000, 5.07274e+002, 1.11443e-001, 15 Aug 2008
L70791-20SDL - 2, K 766.491 r, 219624, 0.00000e+000, 1.49853e+002, -1.11352e-001, 15 Aug 2008
L70791-20SDL - 2, Li 670.784 r, 10316, 0.00000e+000, 9.51403e+000, -1.03762e-004, 15 Aug 2008
L70791-20SDL - 2, Mg 279.078 r, 149554, 0.00000e+000, 3.36432e+002, -9.90183e-003, 15 Aug 2008
L70791-20SDL - 2, Mn 257.610 r, 223029, 0.00000e+000, 1.00364e+001, 1.08603e-004, 15 Aug 2008
L70791-20SDL - 2, Mo 202.030 r, 10749, 0.00000e+000, 1.71101e+002, -8.27067e-003, 15 Aug 2008
L70791-20SDL - 2, Na 330.237 r, 13338, 0.00000e+000, 7.98420e+003, -2.15032e+001, 15 Aug 2008
L70791-20SDL - 2, Na 589.592 r, 41261, 0.00000e+000, 5.15281e+001, -1.20155e-001, 15 Aug 2008
L70791-20SDL - 2, Ni 221.648 r, 3225, 0.00000e+000, 1.05982e+002, 7.78567e-003, 15 Aug 2008  0
L70791-20SDL - 2, Ni 231.604 r, 1507, 0.00000e+000, 1.35095e+002, -1.84379e-002, 15 Aug 2008
L70791-20SDL - 2, Pb 220.353 r, 6388, 0.00000e+000, 5.02300e+002, 4.30537e-003, 15 Aug 2008  0
L70791-20SDL - 2, Sb 206.833 r, 30, 0.00000e+000, 7.74637e+002, -9.88717e-003, 15 Aug 2008  00
L70791-20SDL - 2, Sb 217.581 r, -407, 0.00000e+000, 9.89729e+002, 8.99887e-002, 15 Aug 2008  0
L70791-20SDL - 2, Sc 361.383 r, 14461, 0.00000e+000, 2.06374e+000, -3.36362e-003, 15 Aug 2008
L70791-20SDL - 2, Sc 357.253 r, 199310, 0.00000e+000, 2.84109e+000, -9.57627e-002, 15 Aug 2008
L70791-20SDL - 2, Se 196.090 r, -114, 0.00000e+000, 2.51043e+003, -5.85285e-003, 15 Aug 2008
L70791-20SDL - 2, Si 251.611 r, 133139, 0.00000e+000, 1.52537e+002, 4.54814e-003, 15 Aug 2008
L70791-20SDL - 2, Sn 189.991 r, 109, 0.00000e+000, 5.72020e+002, 8.41794e-003, 15 Aug 2008  00
L70791-20SDL - 2, Sr 421.552 r, 281855, 0.00000e+000, 8.96139e-001, -5.41562e-003, 15 Aug 2008
L70791-20SDL - 2, Ti 337.280 r, 1399973, 0.00000e+000, 7.88459e+000, 3.42316e-003, 15 Aug 2008
L70791-20SDL - 2, Ti 334.941 r, 3245511, 0.00000e+000, 3.38057e+000, -9.46453e-003, 15 Aug 200
L70791-20SDL - 2, Tl 190.864 r, -160, 0.00000e+000, 9.96761e+002, 3.90553e-002, 15 Aug 2008  0
L70791-20SDL - 2, V 292.401 r, 34752, 0.00000e+000, 1.53773e+001, 1.68431e-003, 15 Aug 2008  0
L70791-20SDL - 2, Zn 213.856 r, 61592, 0.00000e+000, 4.03353e+001, -1.12349e-002, 15 Aug 2008
L70791-20SDL - 2, Zn 206.200 r, 32464, 0.00000e+000, 7.63690e+001, 1.21058e-003, 15 Aug 2008
L70791-20SDL - 2, Y 371.030 r, 5735641, 0.00000e+000, 0.00000e+000, 1.00000e+000, 15 Aug 2008
L70791-20MS - 1, Ag 328.068 r, 71605, 0.00000e+000, 3.26165e+001, -2.13588e-002, 15 Aug 2008
L70791-20MS - 1, Al 396.152 r, 8789319, 0.00000e+000, 7.04909e+001, 1.31090e-002, 15 Aug 2008
L70791-20MS - 1, As 189.042 r, 3147, 0.00000e+000, 1.91967e+003, -1.77418e-002, 15 Aug 2008  0
L70791-20MS - 1, B 249.677 r, 26584, 0.00000e+000, 6.52452e+001, 5.38255e-003, 15 Aug 2008  00
L70791-20MS - 1, Ba 493.409 r, 3809958, 0.00000e+000, 2.69848e+000, -4.44945e-002, 15 Aug 2008
L70791-20MS - 1, Be 234.861 r, 998758, 0.00000e+000, 3.06788e+000, 5.21120e-003, 15 Aug 2008
L70791-20MS - 1, Bi 223.061 r, -10701, 0.00000e+000, 6.74850e+002, 4.12001e-002, 15 Aug 2008
L70791-20MS - 1, Ca 315.887 r, 16775138, 0.00000e+000, 3.31516e+001, -1.91147e-001, 15 Aug 200
L70791-20MS - 1, Cd 214.441 r, 62979, 0.00000e+000, 4.78490e+001, 3.45935e-003, 15 Aug 2008  0
L70791-20MS - 1, Co 228.615 r, 34185, 0.00000e+000, 1.05805e+002, 2.30051e-005, 15 Aug 2008  0
L70791-20MS - 1, Cr 267.716 r, 46077, 0.00000e+000, 7.48820e+001, 7.68128e-003, 15 Aug 2008  0
L70791-20MS - 1, Cr 205.552 r, 32184, 0.00000e+000, 1.07054e+002, 2.31864e-003, 15 Aug 2008  0
L70791-20MS - 1, Cu 324.754 r, 21328393, 0.00000e+000, 1.32830e+001, -1.56844e-002, 15 Aug 200
L70791-20MS - 1, Fe 240.489 r, 19823889, 0.00000e+000, 6.77945e+001, 4.07940e-003, 15 Aug 2008
L70791-20MS - 1, Fe 259.940 r, 45030016, 0.00000e+000, 2.78471e+001, 1.25330e-003, 15 Aug 2008
L70791-20MS - 1, Ga 294.364 r, 11026, 0.00000e+000, 5.07274e+002, 1.11443e-001, 15 Aug 2008  0
L70791-20MS - 1, K 766.491 r, 5417255, 0.00000e+000, 1.49853e+002, -1.11352e-001, 15 Aug 2008
L70791-20MS - 1, Li 670.784 r, 665265, 0.00000e+000, 9.51403e+000, -1.03762e-004, 15 Aug 2008
L70791-20MS - 1, Mg 279.078 r, 1902409, 0.00000e+000, 3.36432e+002, -9.90183e-003, 15 Aug 2008
L70791-20MS - 1, Mn 257.610 r, 1733034, 0.00000e+000, 1.00364e+001, 1.08603e-004, 15 Aug 2008
```

```
L70791-20MS - 1, Mo 202.030 r, 67958, 0.00000e+000, 1.71101e+002, -8.27067e-003, 15 Aug 2008
L70791-20MS - 1, Na 330.237 r, 95149, 0.00000e+000, 7.98420e+003, -2.15032e+001, 15 Aug 2008
L70791-20MS - 1, Na 589.592 r, 11178265, 0.00000e+000, 5.15281e+001, -1.20155e-001, 15 Aug 200
L70791-20MS - 1, Ni 221.648 r, 48796, 0.00000e+000, 1.05982e+002, 7.78567e-003, 15 Aug 2008  0
L70791-20MS - 1, Ni 231.604 r, 26535, 0.00000e+000, 1.35095e+002, -1.84379e-002, 15 Aug 2008
L70791-20MS - 1, Pb 220.353 r, 43217, 0.00000e+000, 5.02300e+002, 4.30537e-003, 15 Aug 2008  0
L70791-20MS - 1, Sb 206.833 r, 1316, 0.00000e+000, 7.74637e+002, -9.88717e-003, 15 Aug 2008  0
L70791-20MS - 1, Sb 217.581 r, 260, 0.00000e+000, 9.89729e+002, 8.99887e-002, 15 Aug 2008  00:
L70791-20MS - 1, Sc 361.383 r, 2928645, 0.00000e+000, 2.06374e+000, -3.36362e-003, 15 Aug 2008
L70791-20MS - 1, Sc 357.253 r, 2318071, 0.00000e+000, 2.84109e+000, -9.57627e-002, 15 Aug 2008
L70791-20MS - 1, Se 196.090 r, 1591, 0.00000e+000, 2.51043e+003, -5.85285e-003, 15 Aug 2008  0
L70791-20MS - 1, Si 251.611 r, 811924, 0.00000e+000, 1.52537e+002, 4.54814e-003, 15 Aug 2008
L70791-20MS - 1, Sn 189.991 r, 11517, 0.00000e+000, 5.72020e+002, 8.41794e-003, 15 Aug 2008  0
L70791-20MS - 1, Sr 421.552 r, 5409929, 0.00000e+000, 8.96139e-001, -5.41562e-003, 15 Aug 2008
L70791-20MS - 1, Ti 337.280 r, 12103564, 0.00000e+000, 7.88459e+000, 3.42316e-003, 15 Aug 2008
L70791-20MS - 1, Ti 334.941 r, 27405402, 0.00000e+000, 3.38057e+000, -9.46453e-003, 15 Aug 200
L70791-20MS - 1, Tl 190.864 r, 10130, 0.00000e+000, 9.96761e+002, 3.90553e-002, 15 Aug 2008  0
L70791-20MS - 1, V 292.401 r, 436284, 0.00000e+000, 1.53773e+001, 1.68431e-003, 15 Aug 2008  0
L70791-20MS - 1, Zn 213.856 r, 395423, 0.00000e+000, 4.03353e+001, -1.12349e-002, 15 Aug 2008
L70791-20MS - 1, Zn 206.200 r, 209706, 0.00000e+000, 7.63690e+001, 1.21058e-003, 15 Aug 2008
L70791-20MS - 1, Y 371.030 r, 5896887, 0.00000e+000, 0.00000e+000, 1.00000e+000, 15 Aug 2008
L70791-20MS - 2, Ag 328.068 r, 72855, 0.00000e+000, 3.26165e+001, -2.13588e-002, 15 Aug 2008
L70791-20MS - 2, Al 396.152 r, 8856207, 0.00000e+000, 7.04909e+001, 1.31090e-002, 15 Aug 2008
L70791-20MS - 2, As 189.042 r, 3201, 0.00000e+000, 1.91967e+003, -1.77418e-002, 15 Aug 2008  0
L70791-20MS - 2, B 249.677 r, 26860, 0.00000e+000, 6.52452e+001, 5.38255e-003, 15 Aug 2008  00
L70791-20MS - 2, Ba 493.409 r, 3822574, 0.00000e+000, 2.69848e+000, -4.44945e-002, 15 Aug 2008
L70791-20MS - 2, Be 234.861 r, 1004874, 0.00000e+000, 3.06788e+000, 5.21120e-003, 15 Aug 2008
L70791-20MS - 2, Bi 223.061 r, -10806, 0.00000e+000, 6.74850e+002, 4.12001e-002, 15 Aug 2008
L70791-20MS - 2, Ca 315.887 r, 16880117, 0.00000e+000, 3.31516e+001, -1.91147e-001, 15 Aug 200
L70791-20MS - 2, Cd 214.441 r, 63731, 0.00000e+000, 4.78490e+001, 3.45935e-003, 15 Aug 2008  0
L70791-20MS - 2, Co 228.615 r, 34407, 0.00000e+000, 1.05805e+002, 2.30051e-005, 15 Aug 2008  0
L70791-20MS - 2, Cr 267.716 r, 47180, 0.00000e+000, 7.48820e+001, 7.68128e-003, 15 Aug 2008  0
L70791-20MS - 2, Cr 205.552 r, 32429, 0.00000e+000, 1.07054e+002, 2.31864e-003, 15 Aug 2008  0
L70791-20MS - 2, Cu 324.754 r, 21658384, 0.00000e+000, 1.32830e+001, -1.56844e-002, 15 Aug 200
L70791-20MS - 2, Fe 240.489 r, 19980722, 0.00000e+000, 6.77945e+001, 4.07940e-003, 15 Aug 2008
L70791-20MS - 2, Fe 259.940 r, 45406251, 0.00000e+000, 2.78471e+001, 1.25330e-003, 15 Aug 2008
L70791-20MS - 2, Ga 294.364 r, 11040, 0.00000e+000, 5.07274e+002, 1.11443e-001, 15 Aug 2008  0
L70791-20MS - 2, K 766.491 r, 5468939, 0.00000e+000, 1.49853e+002, -1.11352e-001, 15 Aug 2008
L70791-20MS - 2, Li 670.784 r, 671721, 0.00000e+000, 9.51403e+000, -1.03762e-004, 15 Aug 2008
L70791-20MS - 2, Mg 279.078 r, 1925417, 0.00000e+000, 3.36432e+002, -9.90183e-003, 15 Aug 2008
L70791-20MS - 2, Mn 257.610 r, 1753922, 0.00000e+000, 1.00364e+001, 1.08603e-004, 15 Aug 2008
L70791-20MS - 2, Mo 202.030 r, 68608, 0.00000e+000, 1.71101e+002, -8.27067e-003, 15 Aug 2008
L70791-20MS - 2, Na 330.237 r, 95682, 0.00000e+000, 7.98420e+003, -2.15032e+001, 15 Aug 2008
L70791-20MS - 2, Na 589.592 r, 11231087, 0.00000e+000, 5.15281e+001, -1.20155e-001, 15 Aug 200
L70791-20MS - 2, Ni 221.648 r, 49896, 0.00000e+000, 1.05982e+002, 7.78567e-003, 15 Aug 2008  0
L70791-20MS - 2, Ni 231.604 r, 26871, 0.00000e+000, 1.35095e+002, -1.84379e-002, 15 Aug 2008
L70791-20MS - 2, Pb 220.353 r, 43851, 0.00000e+000, 5.02300e+002, 4.30537e-003, 15 Aug 2008  0
L70791-20MS - 2, Sb 206.833 r, 1309, 0.00000e+000, 7.74637e+002, -9.88717e-003, 15 Aug 2008  0
L70791-20MS - 2, Sb 217.581 r, 681, 0.00000e+000, 9.89729e+002, 8.99887e-002, 15 Aug 2008  00:
L70791-20MS - 2, Sc 361.383 r, 2954079, 0.00000e+000, 2.06374e+000, -3.36362e-003, 15 Aug 2008
L70791-20MS - 2, Sc 357.253 r, 2331080, 0.00000e+000, 2.84109e+000, -9.57627e-002, 15 Aug 2008
L70791-20MS - 2, Se 196.090 r, 1791, 0.00000e+000, 2.51043e+003, -5.85285e-003, 15 Aug 2008  0
L70791-20MS - 2, Si 251.611 r, 819157, 0.00000e+000, 1.52537e+002, 4.54814e-003, 15 Aug 2008
L70791-20MS - 2, Sn 189.991 r, 11652, 0.00000e+000, 5.72020e+002, 8.41794e-003, 15 Aug 2008  0
L70791-20MS - 2, Sr 421.552 r, 5453196, 0.00000e+000, 8.96139e-001, -5.41562e-003, 15 Aug 2008
L70791-20MS - 2, Ti 337.280 r, 12144768, 0.00000e+000, 7.88459e+000, 3.42316e-003, 15 Aug 2008
L70791-20MS - 2, Ti 334.941 r, 27557863, 0.00000e+000, 3.38057e+000, -9.46453e-003, 15 Aug 200
L70791-20MS - 2, Tl 190.864 r, 10602, 0.00000e+000, 9.96761e+002, 3.90553e-002, 15 Aug 2008  0
L70791-20MS - 2, V 292.401 r, 441611, 0.00000e+000, 1.53773e+001, 1.68431e-003, 15 Aug 2008  0
L70791-20MS - 2, Zn 213.856 r, 400342, 0.00000e+000, 4.03353e+001, -1.12349e-002, 15 Aug 2008
```

```
L70791-20MS - 2, Zn 206.200 r, 212101, 0.00000e+000, 7.63690e+001, 1.21058e-003, 15 Aug 2008
L70791-20MS - 2, Y 371.030 r, 5947243, 0.00000e+000, 0.00000e+000, 1.00000e+000, 15 Aug 2008
L70791-20MSD - 1, Ag 328.068 r, 74238, 0.00000e+000, 3.26165e+001, -2.13588e-002, 15 Aug 2008
L70791-20MSD - 1, Al 396.152 r, 8537425, 0.00000e+000, 7.04909e+001, 1.31090e-002, 15 Aug 2008
L70791-20MSD - 1, As 189.042 r, 3176, 0.00000e+000, 1.91967e+003, -1.77418e-002, 15 Aug 2008
L70791-20MSD - 1, B 249.677 r, 30684, 0.00000e+000, 6.52452e+001, 5.38255e-003, 15 Aug 2008  0
L70791-20MSD - 1, Ba 493.409 r, 3841104, 0.00000e+000, 2.69848e+000, -4.44945e-002, 15 Aug 200
L70791-20MSD - 1, Be 234.861 r, 993494, 0.00000e+000, 3.06788e+000, 5.21120e-003, 15 Aug 2008
L70791-20MSD - 1, Bi 223.061 r, -9934, 0.00000e+000, 6.74850e+002, 4.12001e-002, 15 Aug 2008
L70791-20MSD - 1, Ca 315.887 r, 16906848, 0.00000e+000, 3.31516e+001, -1.91147e-001, 15 Aug 20
L70791-20MSD - 1, Cd 214.441 r, 63270, 0.00000e+000, 4.78490e+001, 3.45935e-003, 15 Aug 2008
L70791-20MSD - 1, Co 228.615 r, 33809, 0.00000e+000, 1.05805e+002, 2.30051e-005, 15 Aug 2008
L70791-20MSD - 1, Cr 267.716 r, 45980, 0.00000e+000, 7.48820e+001, 7.68128e-003, 15 Aug 2008
L70791-20MSD - 1, Cr 205.552 r, 32117, 0.00000e+000, 1.07054e+002, 2.31864e-003, 15 Aug 2008
L70791-20MSD - 1, Cu 324.754 r, 18898637, 0.00000e+000, 1.32830e+001, -1.56844e-002, 15 Aug 20
L70791-20MSD - 1, Fe 240.489 r, 16715070, 0.00000e+000, 6.77945e+001, 4.07940e-003, 15 Aug 200
L70791-20MSD - 1, Fe 259.940 r, 38374940, 0.00000e+000, 2.78471e+001, 1.25330e-003, 15 Aug 200
L70791-20MSD - 1, Ga 294.364 r, 10711, 0.00000e+000, 5.07274e+002, 1.11443e-001, 15 Aug 2008
L70791-20MSD - 1, K 766.491 r, 5342854, 0.00000e+000, 1.49853e+002, -1.11352e-001, 15 Aug 2008
L70791-20MSD - 1, Li 670.784 r, 653601, 0.00000e+000, 9.51403e+000, -1.03762e-004, 15 Aug 2008
L70791-20MSD - 1, Mg 279.078 r, 1880622, 0.00000e+000, 3.36432e+002, -9.90183e-003, 15 Aug 200
L70791-20MSD - 1, Mn 257.610 r, 1605417, 0.00000e+000, 1.00364e+001, 1.08603e-004, 15 Aug 2008
L70791-20MSD - 1, Mo 202.030 r, 68131, 0.00000e+000, 1.71101e+002, -8.27067e-003, 15 Aug 2008
L70791-20MSD - 1, Na 330.237 r, 95211, 0.00000e+000, 7.98420e+003, -2.15032e+001, 15 Aug 2008
L70791-20MSD - 1, Na 589.592 r, 11177108, 0.00000e+000, 5.15281e+001, -1.20155e-001, 15 Aug 20
L70791-20MSD - 1, Ni 221.648 r, 50909, 0.00000e+000, 1.05982e+002, 7.78567e-003, 15 Aug 2008
L70791-20MSD - 1, Ni 231.604 r, 26583, 0.00000e+000, 1.35095e+002, -1.84379e-002, 15 Aug 2008
L70791-20MSD - 1, Pb 220.353 r, 44342, 0.00000e+000, 5.02300e+002, 4.30537e-003, 15 Aug 2008
L70791-20MSD - 1, Sb 206.833 r, 1340, 0.00000e+000, 7.74637e+002, -9.88717e-003, 15 Aug 2008
L70791-20MSD - 1, Sb 217.581 r, 613, 0.00000e+000, 9.89729e+002, 8.99887e-002, 15 Aug 2008  01
L70791-20MSD - 1, Sc 361.383 r, 2924736, 0.00000e+000, 2.06374e+000, -3.36362e-003, 15 Aug 200
L70791-20MSD - 1, Sc 357.253 r, 2308763, 0.00000e+000, 2.84109e+000, -9.57627e-002, 15 Aug 200
L70791-20MSD - 1, Se 196.090 r, 1925, 0.00000e+000, 2.51043e+003, -5.85285e-003, 15 Aug 2008
L70791-20MSD - 1, Si 251.611 r, 906506, 0.00000e+000, 1.52537e+002, 4.54814e-003, 15 Aug 2008
L70791-20MSD - 1, Sn 189.991 r, 11821, 0.00000e+000, 5.72020e+002, 8.41794e-003, 15 Aug 2008
L70791-20MSD - 1, Sr 421.552 r, 5818723, 0.00000e+000, 8.96139e-001, -5.41562e-003, 15 Aug 200
L70791-20MSD - 1, Ti 337.280 r, 11486504, 0.00000e+000, 7.88459e+000, 3.42316e-003, 15 Aug 200
L70791-20MSD - 1, Ti 334.941 r, 26094022, 0.00000e+000, 3.38057e+000, -9.46453e-003, 15 Aug 20
L70791-20MSD - 1, Tl 190.864 r, 10363, 0.00000e+000, 9.96761e+002, 3.90553e-002, 15 Aug 2008
L70791-20MSD - 1, V 292.401 r, 387822, 0.00000e+000, 1.53773e+001, 1.68431e-003, 15 Aug 2008
L70791-20MSD - 1, Zn 213.856 r, 402402, 0.00000e+000, 4.03353e+001, -1.12349e-002, 15 Aug 2008
L70791-20MSD - 1, Zn 206.200 r, 214419, 0.00000e+000, 7.63690e+001, 1.21058e-003, 15 Aug 2008
L70791-20MSD - 1, Y 371.030 r, 5972419, 0.00000e+000, 0.00000e+000, 1.00000e+000, 15 Aug 2008
L70791-20MSD - 2, Ag 328.068 r, 74121, 0.00000e+000, 3.26165e+001, -2.13588e-002, 15 Aug 2008
L70791-20MSD - 2, Al 396.152 r, 8567763, 0.00000e+000, 7.04909e+001, 1.31090e-002, 15 Aug 2008
L70791-20MSD - 2, As 189.042 r, 3351, 0.00000e+000, 1.91967e+003, -1.77418e-002, 15 Aug 2008
L70791-20MSD - 2, B 249.677 r, 30653, 0.00000e+000, 6.52452e+001, 5.38255e-003, 15 Aug 2008  0
L70791-20MSD - 2, Ba 493.409 r, 3862693, 0.00000e+000, 2.69848e+000, -4.44945e-002, 15 Aug 200
L70791-20MSD - 2, Be 234.861 r, 1003076, 0.00000e+000, 3.06788e+000, 5.21120e-003, 15 Aug 2008
L70791-20MSD - 2, Bi 223.061 r, -10052, 0.00000e+000, 6.74850e+002, 4.12001e-002, 15 Aug 2008
L70791-20MSD - 2, Ca 315.887 r, 16984856, 0.00000e+000, 3.31516e+001, -1.91147e-001, 15 Aug 20
L70791-20MSD - 2, Cd 214.441 r, 64018, 0.00000e+000, 4.78490e+001, 3.45935e-003, 15 Aug 2008
L70791-20MSD - 2, Co 228.615 r, 34179, 0.00000e+000, 1.05805e+002, 2.30051e-005, 15 Aug 2008
L70791-20MSD - 2, Cr 267.716 r, 46051, 0.00000e+000, 7.48820e+001, 7.68128e-003, 15 Aug 2008
L70791-20MSD - 2, Cr 205.552 r, 32272, 0.00000e+000, 1.07054e+002, 2.31864e-003, 15 Aug 2008
L70791-20MSD - 2, Cu 324.754 r, 19102862, 0.00000e+000, 1.32830e+001, -1.56844e-002, 15 Aug 20
L70791-20MSD - 2, Fe 240.489 r, 16801181, 0.00000e+000, 6.77945e+001, 4.07940e-003, 15 Aug 200
L70791-20MSD - 2, Fe 259.940 r, 38707446, 0.00000e+000, 2.78471e+001, 1.25330e-003, 15 Aug 200
L70791-20MSD - 2, Ga 294.364 r, 10506, 0.00000e+000, 5.07274e+002, 1.11443e-001, 15 Aug 2008
L70791-20MSD - 2, K 766.491 r, 5371149, 0.00000e+000, 1.49853e+002, -1.11352e-001, 15 Aug 2008
```

```
L70791-20MSD - 2, Li 670.784 r, 660012, 0.00000e+000, 9.51403e+000, -1.03762e-004, 15 Aug 2008
L70791-20MSD - 2, Mg 279.078 r, 1898082, 0.00000e+000, 3.36432e+002, -9.90183e-003, 15 Aug 200
L70791-20MSD - 2, Mn 257.610 r, 1619598, 0.00000e+000, 1.00364e+001, 1.08603e-004, 15 Aug 2008
L70791-20MSD - 2, Mo 202.030 r, 68839, 0.00000e+000, 1.71101e+002, -8.27067e-003, 15 Aug 2008
L70791-20MSD - 2, Na 330.237 r, 96664, 0.00000e+000, 7.98420e+003, -2.15032e+001, 15 Aug 2008
L70791-20MSD - 2, Na 589.592 r, 11255984, 0.00000e+000, 5.15281e+001, -1.20155e-001, 15 Aug 20
L70791-20MSD - 2, Ni 221.648 r, 51361, 0.00000e+000, 1.05982e+002, 7.78567e-003, 15 Aug 2008
L70791-20MSD - 2, Ni 231.604 r, 26845, 0.00000e+000, 1.35095e+002, -1.84379e-002, 15 Aug 2008
L70791-20MSD - 2, Pb 220.353 r, 44754, 0.00000e+000, 5.02300e+002, 4.30537e-003, 15 Aug 2008
L70791-20MSD - 2, Sb 206.833 r, 1413, 0.00000e+000, 7.74637e+002, -9.88717e-003, 15 Aug 2008
L70791-20MSD - 2, Sb 217.581 r, 495, 0.00000e+000, 9.89729e+002, 8.99887e-002, 15 Aug 2008  01
L70791-20MSD - 2, Sc 361.383 r, 2946709, 0.00000e+000, 2.06374e+000, -3.36362e-003, 15 Aug 200
L70791-20MSD - 2, Sc 357.253 r, 2324424, 0.00000e+000, 2.84109e+000, -9.57627e-002, 15 Aug 200
L70791-20MSD - 2, Se 196.090 r, 2038, 0.00000e+000, 2.51043e+003, -5.85285e-003, 15 Aug 2008
L70791-20MSD - 2, Si 251.611 r, 914439, 0.00000e+000, 1.52537e+002, 4.54814e-003, 15 Aug 2008
L70791-20MSD - 2, Sn 189.991 r, 11864, 0.00000e+000, 5.72020e+002, 8.41794e-003, 15 Aug 2008
L70791-20MSD - 2, Sr 421.552 r, 5876308, 0.00000e+000, 8.96139e-001, -5.41562e-003, 15 Aug 200
L70791-20MSD - 2, Ti 337.280 r, 11577020, 0.00000e+000, 7.88459e+000, 3.42316e-003, 15 Aug 200
L70791-20MSD - 2, Ti 334.941 r, 26310181, 0.00000e+000, 3.38057e+000, -9.46453e-003, 15 Aug 20
L70791-20MSD - 2, Tl 190.864 r, 10625, 0.00000e+000, 9.96761e+002, 3.90553e-002, 15 Aug 2008
L70791-20MSD - 2, V 292.401 r, 390670, 0.00000e+000, 1.53773e+001, 1.68431e-003, 15 Aug 2008
L70791-20MSD - 2, Zn 213.856 r, 404415, 0.00000e+000, 4.03353e+001, -1.12349e-002, 15 Aug 2008
L70791-20MSD - 2, Zn 206.200 r, 216677, 0.00000e+000, 7.63690e+001, 1.21058e-003, 15 Aug 2008
L70791-20MSD - 2, Y 371.030 r, 6013760, 0.00000e+000, 0.00000e+000, 1.00000e+000, 15 Aug 2008
CCV - 1, Ag 328.068 r, 92238, -, -, -, 15 Aug 2008  01:03:39,
CCV - 1, Al 396.152 r, 82664, -, -, -, 15 Aug 2008  01:03:39,
CCV - 1, As 189.042 r, 6229, -, -, -, 15 Aug 2008  01:03:39,
CCV - 1, B 249.677 r, 89334, -, -, -, 15 Aug 2008  01:03:39,
CCV - 1, Ba 493.409 r, 2222878, -, -, -, 15 Aug 2008  01:03:39,
CCV - 1, Be 234.861 r, 1908637, -, -, -, 15 Aug 2008  01:03:39,
CCV - 1, Bi 223.061 r, 7398, -, -, -, 15 Aug 2008  01:03:39,
CCV - 1, Ca 315.887 r, 9028407, -, -, -, 15 Aug 2008  01:03:39,
CCV - 1, Cd 214.441 r, 124999, -, -, -, 15 Aug 2008  01:03:39,
CCV - 1, Co 228.615 r, 54894, -, -, -, 15 Aug 2008  01:03:39,
CCV - 1, Cr 267.716 r, 77411, -, -, -, 15 Aug 2008  01:03:39,
CCV - 1, Cr 205.552 r, 55363, -, -, -, 15 Aug 2008  01:03:39,
CCV - 1, Cu 324.754 r, 438826, -, -, -, 15 Aug 2008  01:03:39,
CCV - 1, Fe 240.489 r, 89485, -, -, -, 15 Aug 2008  01:03:39,
CCV - 1, Fe 259.940 r, 219924, -, -, -, 15 Aug 2008  01:03:39,
CCV - 1, Ga 294.364 r, 10208, -, -, -, 15 Aug 2008  01:03:39,
CCV - 1, K 766.491 r, 380390, -, -, -, 15 Aug 2008  01:03:39,
CCV - 1, Li 670.784 r, 585553, -, -, -, 15 Aug 2008  01:03:39,
CCV - 1, Mg 279.078 r, 895910, -, -, -, 15 Aug 2008  01:03:39,
CCV - 1, Mn 257.610 r, 606111, -, -, -, 15 Aug 2008  01:03:39,
CCV - 1, Mo 202.030 r, 34358, -, -, -, 15 Aug 2008  01:03:39,
CCV - 1, Na 330.237 r, 51742, -, -, -, 15 Aug 2008  01:03:39,
CCV - 1, Na 589.592 r, 5576821, -, -, -, 15 Aug 2008  01:03:39,
CCV - 1, Ni 221.648 r, 60913, -, -, -, 15 Aug 2008  01:03:39,
CCV - 1, Ni 231.604 r, 44033, -, -, -, 15 Aug 2008  01:03:39,
CCV - 1, Pb 220.353 r, 23152, -, -, -, 15 Aug 2008  01:03:39,
CCV - 1, Sb 206.833 r, 14447, -, -, -, 15 Aug 2008  01:03:39,
CCV - 1, Sb 217.581 r, 11133, -, -, -, 15 Aug 2008  01:03:39,
CCV - 1, Sc 361.383 r, 2771018, -, -, -, 15 Aug 2008  01:03:39,
CCV - 1, Sc 357.253 r, 2205618, -, -, -, 15 Aug 2008  01:03:39,
CCV - 1, Se 196.090 r, 4638, -, -, -, 15 Aug 2008  01:03:39,
CCV - 1, Si 251.611 r, 377632, -, -, -, 15 Aug 2008  01:03:39,
CCV - 1, Sn 189.991 r, 10488, -, -, -, 15 Aug 2008  01:03:39,
CCV - 1, Sr 421.552 r, 6538822, -, -, -, 15 Aug 2008  01:03:39,
CCV - 1, Ti 337.280 r, 713701, -, -, -, 15 Aug 2008  01:03:39,
CCV - 1, Ti 334.941 r, 1678285, -, -, -, 15 Aug 2008  01:03:39,
```

```
CCV - 1, Tl 190.864 r, 11251, -, -, -, 15 Aug 2008  01:03:39,
CCV - 1, V 292.401 r, 383969, -, -, -, 15 Aug 2008  01:03:39,
CCV - 1, Zn 213.856 r, 149002, -, -, -, 15 Aug 2008  01:03:39,
CCV - 1, Zn 206.200 r, 80194, -, -, -, 15 Aug 2008  01:03:39,
CCV - 1, Y 371.030 r, 5777461, -, -, -, 15 Aug 2008  01:03:39,
CCV - 2, Ag 328.068 r, 90788, -, -, -, 15 Aug 2008  01:03:39,
CCV - 2, Al 396.152 r, 80961, -, -, -, 15 Aug 2008  01:03:39,
CCV - 2, As 189.042 r, 6313, -, -, -, 15 Aug 2008  01:03:39,
CCV - 2, B 249.677 r, 88757, -, -, -, 15 Aug 2008  01:03:39,
CCV - 2, Ba 493.409 r, 2205739, -, -, -, 15 Aug 2008  01:03:39,
CCV - 2, Be 234.861 r, 1905345, -, -, -, 15 Aug 2008  01:03:39,
CCV - 2, Bi 223.061 r, 7361, -, -, -, 15 Aug 2008  01:03:39,
CCV - 2, Ca 315.887 r, 9001947, -, -, -, 15 Aug 2008  01:03:39,
CCV - 2, Cd 214.441 r, 124855, -, -, -, 15 Aug 2008  01:03:39,
CCV - 2, Co 228.615 r, 54632, -, -, -, 15 Aug 2008  01:03:39,
CCV - 2, Cr 267.716 r, 77074, -, -, -, 15 Aug 2008  01:03:39,
CCV - 2, Cr 205.552 r, 55480, -, -, -, 15 Aug 2008  01:03:39,
CCV - 2, Cu 324.754 r, 433317, -, -, -, 15 Aug 2008  01:03:39,
CCV - 2, Fe 240.489 r, 88204, -, -, -, 15 Aug 2008  01:03:39,
CCV - 2, Fe 259.940 r, 216483, -, -, -, 15 Aug 2008  01:03:39,
CCV - 2, Ga 294.364 r, 10518, -, -, -, 15 Aug 2008  01:03:39,
CCV - 2, K 766.491 r, 384155, -, -, -, 15 Aug 2008  01:03:39,
CCV - 2, Li 670.784 r, 581579, -, -, -, 15 Aug 2008  01:03:39,
CCV - 2, Mg 279.078 r, 892431, -, -, -, 15 Aug 2008  01:03:39,
CCV - 2, Mn 257.610 r, 606061, -, -, -, 15 Aug 2008  01:03:39,
CCV - 2, Mo 202.030 r, 34527, -, -, -, 15 Aug 2008  01:03:39,
CCV - 2, Na 330.237 r, 51632, -, -, -, 15 Aug 2008  01:03:39,
CCV - 2, Na 589.592 r, 5572881, -, -, -, 15 Aug 2008  01:03:39,
CCV - 2, Ni 221.648 r, 60685, -, -, -, 15 Aug 2008  01:03:39,
CCV - 2, Ni 231.604 r, 43688, -, -, -, 15 Aug 2008  01:03:39,
CCV - 2, Pb 220.353 r, 23171, -, -, -, 15 Aug 2008  01:03:39,
CCV - 2, Sb 206.833 r, 14571, -, -, -, 15 Aug 2008  01:03:39,
CCV - 2, Sb 217.581 r, 11096, -, -, -, 15 Aug 2008  01:03:39,
CCV - 2, Sc 361.383 r, 2762270, -, -, -, 15 Aug 2008  01:03:39,
CCV - 2, Sc 357.253 r, 2207031, -, -, -, 15 Aug 2008  01:03:39,
CCV - 2, Se 196.090 r, 4571, -, -, -, 15 Aug 2008  01:03:39,
CCV - 2, Si 251.611 r, 375696, -, -, -, 15 Aug 2008  01:03:39,
CCV - 2, Sn 189.991 r, 10559, -, -, -, 15 Aug 2008  01:03:39,
CCV - 2, Sr 421.552 r, 6531784, -, -, -, 15 Aug 2008  01:03:39,
CCV - 2, Ti 337.280 r, 711550, -, -, -, 15 Aug 2008  01:03:39,
CCV - 2, Ti 334.941 r, 1679886, -, -, -, 15 Aug 2008  01:03:39,
CCV - 2, Tl 190.864 r, 11747, -, -, -, 15 Aug 2008  01:03:39,
CCV - 2, V 292.401 r, 383473, -, -, -, 15 Aug 2008  01:03:39,
CCV - 2, Zn 213.856 r, 148298, -, -, -, 15 Aug 2008  01:03:39,
CCV - 2, Zn 206.200 r, 80065, -, -, -, 15 Aug 2008  01:03:39,
CCV - 2, Y 371.030 r, 5718823, -, -, -, 15 Aug 2008  01:03:39,
CCB - 1, Ag 328.068 r, 3956, -, -, -, 15 Aug 2008  01:07:06,
CCB - 1, Al 396.152 r, 1045, -, -, -, 15 Aug 2008  01:07:06,
CCB - 1, As 189.042 r, 137, -, -, -, 15 Aug 2008  01:07:06,
CCB - 1, B 249.677 r, 618, -, -, -, 15 Aug 2008  01:07:06,
CCB - 1, Ba 493.409 r, 90823, -, -, -, 15 Aug 2008  01:07:06,
CCB - 1, Be 234.861 r, -1566, -, -, -, 15 Aug 2008  01:07:06,
CCB - 1, Bi 223.061 r, -57, -, -, -, 15 Aug 2008  01:07:06,
CCB - 1, Ca 315.887 r, 1622, -, -, -, 15 Aug 2008  01:07:06,
CCB - 1, Cd 214.441 r, -144, -, -, -, 15 Aug 2008  01:07:06,
CCB - 1, Co 228.615 r, -278, -, -, -, 15 Aug 2008  01:07:06,
CCB - 1, Cr 267.716 r, -907, -, -, -, 15 Aug 2008  01:07:06,
CCB - 1, Cr 205.552 r, -8, -, -, -, 15 Aug 2008  01:07:06,
CCB - 1, Cu 324.754 r, 8987, -, -, -, 15 Aug 2008  01:07:06,
CCB - 1, Fe 240.489 r, 2055, -, -, -, 15 Aug 2008  01:07:06,
```

```
CCB - 1, Fe 259.940 r, 4994, -, -, -, 15 Aug 2008  01:07:06,
CCB - 1, Ga 294.364 r, -1452, -, -, -, 15 Aug 2008  01:07:06,
CCB - 1, K 766.491 r, 3647, -, -, -, 15 Aug 2008  01:07:06,
CCB - 1, Li 670.784 r, 1922, -, -, -, 15 Aug 2008  01:07:06,
CCB - 1, Mg 279.078 r, 162, -, -, -, 15 Aug 2008  01:07:06,
CCB - 1, Mn 257.610 r, 1235, -, -, -, 15 Aug 2008  01:07:06,
CCB - 1, Mo 202.030 r, 347, -, -, -, 15 Aug 2008  01:07:06,
CCB - 1, Na 330.237 r, 10943, -, -, -, 15 Aug 2008  01:07:06,
CCB - 1, Na 589.592 r, 36277, -, -, -, 15 Aug 2008  01:07:06,
CCB - 1, Ni 221.648 r, -533, -, -, -, 15 Aug 2008  01:07:06,
CCB - 1, Ni 231.604 r, 663, -, -, -, 15 Aug 2008  01:07:06,
CCB - 1, Pb 220.353 r, 30, -, -, -, 15 Aug 2008  01:07:06,
CCB - 1, Sb 206.833 r, 193, -, -, -, 15 Aug 2008  01:07:06,
CCB - 1, Sb 217.581 r, -526, -, -, -, 15 Aug 2008  01:07:06,
CCB - 1, Sc 361.383 r, 5017, -, -, -, 15 Aug 2008  01:07:06,
CCB - 1, Sc 357.253 r, 180691, -, -, -, 15 Aug 2008  01:07:06,
CCB - 1, Se 196.090 r, -11, -, -, -, 15 Aug 2008  01:07:06,
CCB - 1, Si 251.611 r, 239, -, -, -, 15 Aug 2008  01:07:06,
CCB - 1, Sn 189.991 r, -63, -, -, -, 15 Aug 2008  01:07:06,
CCB - 1, Sr 421.552 r, 3575, -, -, -, 15 Aug 2008  01:07:06,
CCB - 1, Ti 337.280 r, -1233, -, -, -, 15 Aug 2008  01:07:06,
CCB - 1, Ti 334.941 r, 19578, -, -, -, 15 Aug 2008  01:07:06,
CCB - 1, Tl 190.864 r, -103, -, -, -, 15 Aug 2008  01:07:06,
CCB - 1, V 292.401 r, -50, -, -, -, 15 Aug 2008  01:07:06,
CCB - 1, Zn 213.856 r, 1891, -, -, -, 15 Aug 2008  01:07:06,
CCB - 1, Zn 206.200 r, 115, -, -, -, 15 Aug 2008  01:07:06,
CCB - 1, Y 371.030 r, 5506618, -, -, -, 15 Aug 2008  01:07:06,
CCB - 2, Ag 328.068 r, 3698, -, -, -, 15 Aug 2008  01:07:06,
CCB - 2, Al 396.152 r, 439, -, -, -, 15 Aug 2008  01:07:06,
CCB - 2, As 189.042 r, 195, -, -, -, 15 Aug 2008  01:07:06,
CCB - 2, B 249.677 r, 486, -, -, -, 15 Aug 2008  01:07:06,
CCB - 2, Ba 493.409 r, 89167, -, -, -, 15 Aug 2008  01:07:06,
CCB - 2, Be 234.861 r, -1466, -, -, -, 15 Aug 2008  01:07:06,
CCB - 2, Bi 223.061 r, -308, -, -, -, 15 Aug 2008  01:07:06,
CCB - 2, Ca 315.887 r, 946, -, -, -, 15 Aug 2008  01:07:06,
CCB - 2, Cd 214.441 r, -205, -, -, -, 15 Aug 2008  01:07:06,
CCB - 2, Co 228.615 r, -152, -, -, -, 15 Aug 2008  01:07:06,
CCB - 2, Cr 267.716 r, -620, -, -, -, 15 Aug 2008  01:07:06,
CCB - 2, Cr 205.552 r, -18, -, -, -, 15 Aug 2008  01:07:06,
CCB - 2, Cu 324.754 r, 9300, -, -, -, 15 Aug 2008  01:07:06,
CCB - 2, Fe 240.489 r, 1831, -, -, -, 15 Aug 2008  01:07:06,
CCB - 2, Fe 259.940 r, 4515, -, -, -, 15 Aug 2008  01:07:06,
CCB - 2, Ga 294.364 r, -1497, -, -, -, 15 Aug 2008  01:07:06,
CCB - 2, K 766.491 r, 4933, -, -, -, 15 Aug 2008  01:07:06,
CCB - 2, Li 670.784 r, 1188, -, -, -, 15 Aug 2008  01:07:06,
CCB - 2, Mg 279.078 r, 180, -, -, -, 15 Aug 2008  01:07:06,
CCB - 2, Mn 257.610 r, 1198, -, -, -, 15 Aug 2008  01:07:06,
CCB - 2, Mo 202.030 r, 493, -, -, -, 15 Aug 2008  01:07:06,
CCB - 2, Na 330.237 r, 11891, -, -, -, 15 Aug 2008  01:07:06,
CCB - 2, Na 589.592 r, 36338, -, -, -, 15 Aug 2008  01:07:06,
CCB - 2, Ni 221.648 r, -668, -, -, -, 15 Aug 2008  01:07:06,
CCB - 2, Ni 231.604 r, 713, -, -, -, 15 Aug 2008  01:07:06,
CCB - 2, Pb 220.353 r, 220, -, -, -, 15 Aug 2008  01:07:06,
CCB - 2, Sb 206.833 r, -62, -, -, -, 15 Aug 2008  01:07:06,
CCB - 2, Sb 217.581 r, -334, -, -, -, 15 Aug 2008  01:07:06,
CCB - 2, Sc 361.383 r, 5099, -, -, -, 15 Aug 2008  01:07:06,
CCB - 2, Sc 357.253 r, 184048, -, -, -, 15 Aug 2008  01:07:06,
CCB - 2, Se 196.090 r, 0, -, -, -, 15 Aug 2008  01:07:06,
CCB - 2, Si 251.611 r, 321, -, -, -, 15 Aug 2008  01:07:06,
CCB - 2, Sn 189.991 r, -29, -, -, -, 15 Aug 2008  01:07:06,
```

```
CCB - 2, Sr 421.552 r, 5332, -, -, -, 15 Aug 2008  01:07:06,
CCB - 2, Ti 337.280 r, -1281, -, -, -, 15 Aug 2008  01:07:06,
CCB - 2, Ti 334.941 r, 19453, -, -, -, 15 Aug 2008  01:07:06,
CCB - 2, Tl 190.864 r, -80, -, -, -, 15 Aug 2008  01:07:06,
CCB - 2, V 292.401 r, 74, -, -, -, 15 Aug 2008  01:07:06,
CCB - 2, Zn 213.856 r, 2028, -, -, -, 15 Aug 2008  01:07:06,
CCB - 2, Zn 206.200 r, 113, -, -, -, 15 Aug 2008  01:07:06,
CCB - 2, Y 371.030 r, 5497614, -, -, -, 15 Aug 2008  01:07:06,
```

ICP 3050

QC List Type: QC-ICP-846
QCListMatClass: SOLID
Bench Sheet List:
QC Ref: MA-ICP-T-846
Group ID: MA-G-ICP_-3050
Method Ref: M6010B
SOP Ref: SOPII012

WG250054

ACZ Laboratories, Inc

Instrument ID: ICP3
Analyst: AEH
ACZ Dept: 33
Create Date: 8/15/2008 11:17:11 AM
Start Date/Time: 8/15/08
End Date/Time:

SEQ	ACZ ID	Client ID	SubSX	Pri	BE 30 50	MN 30 50	Dilution
1	WG250054ICV	II080717-1			✓	✓	1
2	WG250054ICB	NONE			✓	✓	1
3	WG250054PQV	II080721-2			✓	✓	1
4	WG250054ICSAB	II080731-2			✓	✓	1
5	WG249661PBS	NONE			✓	✓	100
6	WG249661LCSS	PCN30289			✓	✓	100
7	WG249661LCSSD	PCN30289			✓	✓	100
8	L70791-01	CP-Q09-0-1			✓	✓	100
9	L70791-02	CP-Q09-1-3			✓	✓	100
10	L70791-03	CP-SD-07-0-1.5			✓	✓	101
11	L70791-04	CP-SD-07-1.5-3.0			✓	✓	100
12	L70791-05	CP-P12-0-1			✓	✓	100
13	WG250054CCV1	II080717-2			✓	✓	1
14	WG250054CCB1	NONE			✓	✓	1
15	L70791-06	CP-P12-1-3			✓	✓	101
16	L70791-07	CP-SD-08-0-1.5			✓	✓	101
17	L70791-08	CP-SD-08-1.5-3.0			✓	✓	100
18	L70791-09	CP-SD-10-0-1.5			✓	✓	100
19	L70791-10	CP-SD-10-1.5-3.0			✓	✓	100
20	L70791-11	CP-SD-09-0-1.5			✓	✓	100
21	L70791-12	CP-SD-09-1.5-3.0			✓	✓	100
22	L70791-13	OD-SD-01-0-1.5			✓	✓	100
23	L70791-14	OD-SD-01-1.5-3.0			✓	✓	100

26

Report Comments: _____

Internal Comments _____

AREV: DAR | AEH 8/18/08
Initials, Date

SREV: [illegible] 8/19/08
Initials, Date

81508

8.19.08

ICP 3050

QC List Type: QC-ICP-846
QCListMatClass: SOLID
Bench Sheet List:
QC Ref: MA-ICP-T-846
Group ID: MA-G-ICP_-3050
Method Ref: M6010B
SOP Ref: SOPII012

WG250054

ACZ Laboratories, Inc

Instrument ID: ICP3
Analyst:
ACZ Dept: 33
Create Date: 8/15/2008 11:17:11 AM
Start Date/Time:
End Date/Time:

SE Q	ACZ ID	Client ID	SubSX	Pri	BE 30 50	MN 30 50	Dilution
24	L70791-15	OD-SD-02-0-1.5			✓	✓	100
25	WG250054CCV2	II080717-2			✓	✓	1
26	WG250054CCB2	NONE			✓	✓	1
27	L70791-16	OD-SD-02-1.5-3.0			✓	✓	100
28	L70791-17	OD-SD-04-0-1.5			✓	✓	100
29	L70791-18	OD-SD-04-1.5-3.0			✓	✓	100
30	L70791-19	OD-SD-03-0-1.5			✓	✓	100
31	L70791-20	OD-SD-03-1.5-3.0			✓	✓	100
32	L70791-20SDL	NONE			✓	✓	100
33	L70791-20MS	II080730-2			✓	✓	100
34	L70791-20MSD	II080730-2			✓	✓	100
35	WG250054CCV3	II080717-2			✓	✓	1
36	WG250054CCB3	NONE			✓	✓	1

Report Comments: _____

Internal Comments _____

AREV: _____
Initials, Date

SREV: _____
Initials, Date

81508

ICP 3050

QC List Type: QC-ICP-846
QCListMatClass: SOLID
Bench Sheet List:
QC Ref: MA-ICP-T-846
Group ID: MA-G-ICP_-3050
Method Ref: M6010B
SOP Ref: SOPII012

WG250054

ACZ Laboratories, Inc

Instrument ID: ICP3
Analyst:
ACZ Dept: 33
Create Date: 8/15/2008 11:17:11 AM
Start Date/Time:
End Date/Time:

Sample	Login Comments
L70791-01	16OZ SJ(INORG WALKIN)
L70791-02	16OZ SJ(INORG WALKIN)
L70791-03	16OZ SJ(INORG WALKIN)
L70791-04	16OZ SJ(INORG WALKIN)
L70791-05	16OZ SJ(INORG WALKIN)
L70791-06	16OZ SJ(INORG WALKIN)
L70791-07	16OZ SJ(INORG WALKIN)
L70791-08	16OZ SJ(INORG WALKIN)
L70791-09	16OZ SJ(INORG WALKIN)
L70791-10	16OZ SJ(INORG WALKIN)
L70791-11	16OZ SJ(INORG WALKIN)
L70791-12	16OZ SJ(INORG WALKIN)
L70791-13	16OZ SJ(INORG WALKIN)
L70791-14	16OZ SJ(INORG WALKIN)
L70791-15	16OZ SJ(INORG WALKIN)
L70791-16	16OZ SJ(INORG WALKIN)
L70791-17	16OZ SJ(INORG WALKIN)
L70791-18	16OZ SJ(INORG WALKIN)
L70791-19	16OZ SJ(INORG WALKIN)
L70791-20	16OZ SJ(INORG WALKIN)
L70791-20MS	ICP Spike
L70791-20MSD	ICP Spike

Report Comments: _____

Internal Comments _____

AREV: _____
Initials, Date

SREV: _____
Initials, Date

81508

ACZ Laboratories, Inc.

ICP DATA REVIEW CHECKLIST

Reviewed By: [illegible]
Date: 8/18/08

Approved By: [illegible]
Date: 8/19/08

Work Group: W6250054
Sample Type: 3050
Analysis Date: 8/16/08
Analyst: [illegible]

Instrument Checklist	Yes	No	N / A
1) Is the correct run date associated with the workgroup?	✓		
2) Are all of the QC critera listed in LIMS within specified limits? **		✓	
3) Are all samples requiring re-analysis / re-digestion at REDO / REDX status?			✓
4) Are all errors properly corrected (i.e. single-line crossout, dated & initialed)?	✓		
5) Is a current standard/reagent form attached to the workgroup?	✓		
6) Have all dilutions performed at the bench been checked off on the benchsheet?			✓
7) Has any sample on a 2x dilution been checked for proper mixing (review raw data)?			✓
8) Is any sample analyzed on dilution appropriately "D" qualified (not required for o-cal, EC, TDS)?			✓
9) Is the correct sub-sample type entered on the bench sheet (if different than SOP)?			✓
10) **FOR SREV**: QA/QC approval for initial training or 2 sets of initials for WG & LIMS?	✓		

For any item listed above that is checked "No" state the problem and corrective action / resolution in the sections below.

QC/Sample ID	Analytical Problem	Corrective action
70791-20 MS	Mn = 201.4% MSD: Mn = 146.6	M3

** Na 3302 line is used for values > 500 mg/L. LIMS failure(s) of blanks and low level QC standards is due to high "noise."

FRMII009.09.07.12

ACZ LABORATORIES, INC.
Standards/Reagents Information
ICP Spectrophotometer, Method EPA 200.7/6010 B
SOP# : SOPII012

CALIBRATION REAGENTS

TJA 61e (ICP2, ICP3)

1% Calibration Standards		10% Calibration Standards	
CLPSTD1: II080801-2	SCN	CLPTSTD1: II080710-2	SCN
CLPSTD2: II080801-1	SCN	CLPTSTD2: ii080701-1	SCN
CLPSTD3: II080724-2	SCN	CLPTSTD3: II080806-1	SCN

Leeman Prodigy (ICP4)

1% Calibration Standards		10% Calibration Standards	
CLPSTD1: **	SCN	CLPTSTD1: **	SCN
CLPSTD2: II080811-1	SCN	CLPTSTD2: II080813-1	SCN
CLPSTD3: II080710-4	SCN	CLPTSTD3: ii080702-1	SCN

Yttrium (Internal Standard) = PCN28354

**=CALSTD1 is a 2X dilution on CALSTD2 using either 1% or 10% Blank as the dilutent.

Blank Solutions:

Nitric acid: 30276	PCN	Hydrochloric acid: 30084	PCN

g:\data\clp_frm\icp_std.xls

ACZ Laboratories, Inc.
2773 Downhill Drive Steamboat Springs, CO 80487 (800) 334-5493

Workgroup Review and Approval

WG250054

Date Reported: 19-Aug-08
Run ID: R624734
Date Analyzed: 16-Aug-08
ICAL Workgroup:
Instrument ID: ICP3

WG250054ICV

Tag:

Measured: 8/16/2008 1:21:37 AM

Status	Parm_Stored	Type	Value	Dil	Qual	Units	Appv	MDL	RDL	Text Value	Ext Qual
SREV	ALUMINUM	FOUND	1.951	1		mg/L	++	0.03	0.2		
SREV	ALUMINUM	REC	97.6	1		%	++	0.03	0.2		
SREV	ALUMINUM	RSD	0.66	1		mg/L	++	0.03	0.15		
SREV	ANTIMONY	FOUND	4.206	1		mg/L	++	0.02	0.1		
SREV	ANTIMONY	REC	105.2	1		%	++	0.02	0.1		
SREV	ANTIMONY	RSD	0.99	1		mg/L	++	0.02	0.1		
SREV	ARSENIC	FOUND	3.961	1		mg/L	++	0.04	0.2		
SREV	ARSENIC	REC	99	1		%	++	0.04	0.2		
SREV	ARSENIC	RSD	0.26	1		mg/L	++	0.04	0.2		
SREV	BARIUM	FOUND	1.9637	1		mg/L	++	0.003	0.02		
SREV	BARIUM	REC	98.2	1		%	++	0.003	0.02		
SREV	BARIUM	RSD	0	1		mg/L	++	0.003	0.015		
SREV	BERYLLIUM	FOUND	1.8805	1		mg/L	++	0.002	0.01		
SREV	BERYLLIUM	REC	94	1		%	++	0.002	0.01		
SREV	BERYLLIUM	RSD	0.1	1		mg/L	++	0.002	0.01		
SREV	BISMUTH	FOUND	1.882	1		mg/L	++	0.04	0.2		
SREV	BISMUTH	REC	94.1	1		%	++	0.04	0.2		
SREV	BISMUTH	RSD	0.86	1		mg/L	++	0.04	0.2		
SREV	BORON	FOUND	1.881	1		mg/L	++	0.01	0.05		
SREV	BORON	REC	94.1	1		%	++	0.01	0.05		
SREV	BORON	RSD	0.28	1		mg/L	++	0.01	0.05		
SREV	CADMIUM	FOUND	1.8815	1		mg/L	++	0.005	0.02		
SREV	CADMIUM	REC	94.1	1		%	++	0.005	0.02		
SREV	CADMIUM	RSD	0.39	1		mg/L	++	0.005	0.015		
SREV	CALCIUM	FOUND	94.82	1		mg/L	++	0.2	1		
SREV	CALCIUM	REC	94.8	1		%	++	0.2	1		
SREV	CALCIUM	RSD	0.16	1		mg/L	++	0.2	1		
SREV	CHROMIUM	FOUND	1.858	1		mg/L	++	0.01	0.05		
SREV	CHROMIUM	REC	92.9	1		%	++	0.01	0.05		
SREV	CHROMIUM	RSD	0.5	1		mg/L	++	0.01	0.05		
SREV	COBALT	FOUND	1.849	1		mg/L	++	0.01	0.05		
SREV	COBALT	REC	92.5	1		%	++	0.01	0.05		
SREV	COBALT	RSD	0.15	1		mg/L	++	0.01	0.05		
SREV	COPPER	FOUND	1.91	1		mg/L	++	0.01	0.05		
SREV	COPPER	REC	95.5	1		%	++	0.01	0.05		
SREV	COPPER	RSD	0.08	1		mg/L	++	0.01	0.05		
SREV	GALLIUM	FOUND	1.95	1		mg/L	++	0.1	0.5		
SREV	GALLIUM	REC	97.5	1		%	++	0.1	0.5		
SREV	GALLIUM	RSD	0.55	1		mg/L	++	0.1	0.5		
SREV	IRON	FOUND	1.907	1		mg/L	++	0.02	0.05		
SREV	IRON	REC	95.4	1		%	++	0.02	0.05		
SREV	IRON	RSD	0.16	1		mg/L	++	0.02	0.05		
SREV	LEAD	FOUND	3.813	1		mg/L	++	0.04	0.2		
SREV	LEAD	REC	95.3	1		%	++	0.04	0.2		
SREV	LEAD	RSD	0.94	1		mg/L	++	0.04	0.2		

SREV	LITHIUM	FOUND	1.969	1	mg/L	++	0.02	0.1
SREV	LITHIUM	REC	98.5	1	%	++	0.02	0.1
SREV	LITHIUM	RSD	0.36	1	mg/L	++	0.02	0.1
SREV	MAGNESIUM	FOUND	96.15	1	mg/L	++	0.2	1
SREV	MAGNESIUM	REC	96.2	1	%	++	0.2	1
SREV	MAGNESIUM	RSD	0.17	1	mg/L	++	0.2	1
SREV	MANGANESE	FOUND	1.9774	1	mg/L	++	0.005	0.03
SREV	MANGANESE	REC	98.9	1	%	++	0.005	0.03
SREV	MANGANESE	RSD	0.2	1	mg/L	++	0.005	0.025
SREV	MOLYBDENUM	FOUND	1.889	1	mg/L	++	0.01	0.05
SREV	MOLYBDENUM	REC	94.5	1	%	++	0.01	0.05
SREV	MOLYBDENUM	RSD	0.19	1	mg/L	++	0.01	0.05
SREV	NICKEL	FOUND	1.857	1	mg/L	++	0.01	0.05
SREV	NICKEL	REC	92.9	1	%	++	0.01	0.05
SREV	NICKEL	RSD	0.23	1	mg/L	++	0.01	0.05
SREV	POTASSIUM	FOUND	19.92	1	mg/L	++	0.3	2
SREV	POTASSIUM	REC	99.6	1	%	++	0.3	2
SREV	POTASSIUM	RSD	0.34	1	mg/L	++	0.3	1.5
SREV	SCANDIUM	FOUND	1.91	1	mg/L	++	0.1	0.5
SREV	SCANDIUM	REC	95.5	1	%	++	0.1	0.5
SREV	SCANDIUM	RSD	0.14	1	mg/L	++	0.1	0.5
SREV	SELENIUM	FOUND	3.858	1	mg/L	++	0.04	0.2
SREV	SELENIUM	REC	96.5	1	%	++	0.04	0.2
SREV	SELENIUM	RSD	0.11	1	mg/L	++	0.04	0.2
SREV	SILICA	FOUND	43.8	1	mg/L	++	0.4	2
SREV	SILICA	REC	102.3	1	%	++	0.4	2
SREV	SILICA	RSD	0.6	1	mg/L	++	0.428	2.14
SREV	SILVER	FOUND	0.961	1	mg/L	++	0.01	0.03
SREV	SILVER	REC	96.2	1	%	++	0.01	0.03
SREV	SILVER	RSD	0.49	1	mg/L	++	0.01	0.025
SREV	SODIUM	FOUND	99.08	1	mg/L	++	0.3	2
SREV	SODIUM	FOUND	97	1	mg/L	++	2	50
SREV	SODIUM	REC	99.1	1	%	++	0.3	2
SREV	SODIUM	REC	97	1	%	++	2	50
SREV	SODIUM	RSD	0.79	1	mg/L	++	2	50
SREV	SODIUM	RSD	0.01	1	mg/L	++	0.3	1.5
SREV	STRONTIUM	FOUND	1.915	1	mg/L	++	0.01	0.05
SREV	STRONTIUM	REC	95.8	1	%	++	0.01	0.05
SREV	STRONTIUM	RSD	0.11	1	mg/L	++	0.01	0.05
SREV	THALLIUM	FOUND	3.81	1	mg/L	++	0.3	1
SREV	THALLIUM	REC	95.3	1	%	++	0.3	1
SREV	THALLIUM	RSD	0.46	1	mg/L	++	0.3	1
SREV	TIN	FOUND	1.91	1	mg/L	++	0.1	0.5
SREV	TIN	REC	95.5	1	%	++	0.1	0.5
SREV	TIN	RSD	1.23	1	mg/L	++	0.1	0.5
SREV	TITANIUM	FOUND	1.9198	1	mg/L	++	0.005	0.03
SREV	TITANIUM	REC	96	1	%	++	0.005	0.03
SREV	TITANIUM	RSD	0.13	1	mg/L	++	0.005	0.025
SREV	VANADIUM	FOUND	1.9047	1	mg/L	++	0.005	0.03
SREV	VANADIUM	REC	95.2	1	%	++	0.005	0.03
SREV	VANADIUM	RSD	0.17	1	mg/L	++	0.005	0.025
SREV	ZINC	FOUND	1.938	1	mg/L	++	0.01	0.05
SREV	ZINC	REC	96.9	1	%	++	0.01	0.05
SREV	ZINC	RSD	0.41	1	mg/L	++	0.01	0.05

WG250054ICB

Tag: Measured: 8/16/2008 1:25:15 AM

Status	Parm_Stored	Type	Value	Dil	Qual	Units	Appv	MDL	RDL	Text Value	Ext Qual
SREV	ALUMINUM	FOUND		1	U	mg/L	++	0.03	0.2		
SREV	ANTIMONY	FOUND	0.024	1	B	mg/L	++	0.02	0.1		
SREV	ARSENIC	FOUND		1	U	mg/L	++	0.04	0.2		
SREV	BARIUM	FOUND		1	U	mg/L	++	0.003	0.02		
SREV	BERYLLIUM	FOUND		1	U	mg/L	++	0.002	0.01		
SREV	BISMUTH	FOUND		1	U	mg/L	++	0.04	0.2		
SREV	BORON	FOUND		1	U	mg/L	++	0.01	0.05		
SREV	CADMIUM	FOUND		1	U	mg/L	++	0.005	0.02		
SREV	CALCIUM	FOUND		1	U	mg/L	++	0.2	1		
SREV	CHROMIUM	FOUND		1	U	mg/L	++	0.01	0.05		
SREV	COBALT	FOUND		1	U	mg/L	++	0.01	0.05		
SREV	COPPER	FOUND		1	U	mg/L	++	0.01	0.05		
SREV	GALLIUM	FOUND		1	U	mg/L	++	0.1	0.5		
SREV	IRON	FOUND		1	U	mg/L	++	0.02	0.05		
SREV	LEAD	FOUND		1	U	mg/L	++	0.04	0.2		
SREV	LITHIUM	FOUND		1	U	mg/L	++	0.02	0.1		
SREV	MAGNESIUM	FOUND		1	U	mg/L	++	0.2	1		
SREV	MANGANESE	FOUND		1	U	mg/L	++	0.005	0.03		
SREV	MOLYBDENUM	FOUND		1	U	mg/L	++	0.01	0.05		
SREV	NICKEL	FOUND		1	U	mg/L	++	0.01	0.05		
SREV	POTASSIUM	FOUND		1	U	mg/L	++	0.3	2		
SREV	SCANDIUM	FOUND		1	U	mg/L	++	0.1	0.5		
SREV	SELENIUM	FOUND		1	U	mg/L	++	0.04	0.2		
SREV	SILICA	FOUND		1	U	mg/L	++	0.4	2		
SREV	SILVER	FOUND		1	U	mg/L	++	0.01	0.03		
SREV	SODIUM	FOUND		1	U	mg/L	++	2	50		
SREV	SODIUM	FOUND		1	U	mg/L	++	0.3	2		
SREV	STRONTIUM	FOUND		1	U	mg/L	++	0.01	0.05		
SREV	THALLIUM	FOUND		1	U	mg/L	++	0.3	1		
SREV	TIN	FOUND		1	U	mg/L	++	0.1	0.5		
SREV	TITANIUM	FOUND		1	U	mg/L	++	0.005	0.03		
SREV	VANADIUM	FOUND		1	U	mg/L	++	0.005	0.03		
SREV	ZINC	FOUND		1	U	mg/L	++	0.01	0.05		

WG250054PQV

Tag: Measured: 8/16/2008 1:28:53 AM

Status	Parm_Stored	Type	Value	Dil	Qual	Units	Appv	MDL	RDL	Text Value	Ext Qual
SREV	BERYLLIUM	FOUND	0.0104	1		mg/L	++	0.002	0.01		
SREV	BERYLLIUM	REC	104	1		%	++	0.002	0.01		
SREV	MANGANESE	FOUND	0.026	1	B	mg/L	++	0.005	0.03		
SREV	MANGANESE	REC	104	1	B	%	++	0.005	0.03		

WG250054ICSABI

Tag: Measured: 8/16/2008 1:32:30 AM

Status	Parm_Stored	Type	Value	Dil	Qual	Units	Appv	MDL	RDL	Text Value	Ext Qual
SREV	BERYLLIUM	FOUND	0.2468	1		mg/L	++	0.002	0.01		
SREV	BERYLLIUM	REC	98.5	1		%	++	0.002	0.01		
SREV	MANGANESE	FOUND	0.2354	1		mg/L	++	0.005	0.03		
SREV	MANGANESE	REC	93.6	1		%	++	0.005	0.03		

WG249661PBS

Tag: 1 Measured: 8/16/2008 1:39:45 AM

Status	Parm_Stored	Type	Value	Dil	Qual	Units	Appv	MDL	RDL	Text Value	Ext Qual
SREV	BERYLLIUM	FOUND		100	U	mg/Kg	++	0.2	1		
SREV	MANGANESE	FOUND		100	U	mg/Kg	++	0.5	3		

WG249661LCSS

Tag: 1 Measured: 8/16/2008 1:43:23 AM

Status	Parm_Stored	Type	Value	Dil	Qual	Units	Appv	MDL	RDL	Text Value	Ext Qual
SREV	BERYLLIUM	FOUND	165.74	100		mg/Kg	++	0.2	1		
SREV	BERYLLIUM	REC	102.3	100		%	++	0.2	1		
SREV	MANGANESE	FOUND	374.84	100		mg/Kg	++	0.5	3		
SREV	MANGANESE	REC	101.9	100		%	++	0.5	3		

WG249661LCSSD

Tag: 1 Measured: 8/16/2008 1:47:01 AM

Status	Parm_Stored	Type	Value	Dil	Qual	Units	Appv	MDL	RDL	Text Value	Ext Qual
SREV	BERYLLIUM	FOUND	172.94	100		mg/Kg	++	0.2	1		
SREV	BERYLLIUM	REC	106.8	100		%	++	0.2	1		
SREV	BERYLLIUM	RPD	4.3	100		%	++	0.2	1		
SREV	MANGANESE	FOUND	370.19	100		mg/Kg	++	0.5	3		
SREV	MANGANESE	REC	100.6	100		%	++	0.5	3		
SREV	MANGANESE	RPD	1.2	100		%	++	0.5	3		

L70791-01

Tag: 1 Measured: 8/16/2008 1:50:39 AM

Status	Parm_Stored	Type	Value	Dil	Qual	Units	Appv	MDL	RDL	Text Value	Ext Qual
SREV	BERYLLIUM	BE-3050	0.6	100	B	mg/Kg	++	0.2	1		
SREV	MANGANESE	MN-3050	202	100		mg/Kg	++	0.5	3		M3

L70791-02

Tag: 1 Measured: 8/16/2008 1:54:17 AM

Status	Parm_Stored	Type	Value	Dil	Qual	Units	Appv	MDL	RDL	Text Value	Ext Qual
SREV	BERYLLIUM	BE-3050	0.3	100	B	mg/Kg	++	0.2	1		
SREV	MANGANESE	MN-3050	170	100		mg/Kg	++	0.5	3		M3

L70791-03

Tag: 1 Measured: 8/16/2008 1:57:55 AM

Status	Parm_Stored	Type	Value	Dil	Qual	Units	Appv	MDL	RDL	Text Value	Ext Qual
SREV	BERYLLIUM	BE-3050	0.9	101	B	mg/Kg	++	0.2	1		
SREV	MANGANESE	MN-3050	298	101		mg/Kg	++	0.5	3		M3

L70791-04

Tag: 1 Measured: 8/16/2008 2:01:34 AM

Status	Parm_Stored	Type	Value	Dil	Qual	Units	Appv	MDL	RDL	Text Value	Ext Qual
SREV	BERYLLIUM	BE-3050	0.5	100	B	mg/Kg	++	0.2	1		
SREV	MANGANESE	MN-3050	344	100		mg/Kg	++	0.5	3		M3

WG250054CCV1

Tag: Measured: 8/16/2008 2:05:12 AM

Status	Parm_Stored	Type	Value	Dil	Qual	Units	Appv	MDL	RDL	Text Value	Ext Qual
SREV	BERYLLIUM	FOUND	0.9756	1		mg/L	++	0.002	0.01		
SREV	BERYLLIUM	REC	97.6	1		%	++	0.002	0.01		
SREV	MANGANESE	FOUND	1.0316	1		mg/L	++	0.005	0.03		
SREV	MANGANESE	REC	103.2	1		%	++	0.005	0.03		

WG250054CCB1 Tag: Measured: 8/16/2008 2:08:51 AM

Status	Parm_Stored	Type	Value	Dil	Qual	Units	Appv	MDL	RDL	Text Value	Ext Qual
SREV	BERYLLIUM	FOUND		1	U	mg/L	++	0.002	0.01		
SREV	MANGANESE	FOUND		1	U	mg/L	++	0.005	0.03		

L70791-05 Tag: 1 Measured: 8/16/2008 2:12:29 AM

Status	Parm_Stored	Type	Value	Dil	Qual	Units	Appv	MDL	RDL	Text Value	Ext Qual
SREV	BERYLLIUM	BE-3050	0.7	100	B	mg/Kg	++	0.2	1		
SREV	MANGANESE	MN-3050	167	100		mg/Kg	++	0.5	3		M3

L70791-06 Tag: 1 Measured: 8/16/2008 2:16:07 AM

Status	Parm_Stored	Type	Value	Dil	Qual	Units	Appv	MDL	RDL	Text Value	Ext Qual
SREV	BERYLLIUM	BE-3050	0.8	101	B	mg/Kg	++	0.2	1		
SREV	MANGANESE	MN-3050	85	101		mg/Kg	++	0.5	3		M3

L70791-07 Tag: 1 Measured: 8/16/2008 2:19:45 AM

Status	Parm_Stored	Type	Value	Dil	Qual	Units	Appv	MDL	RDL	Text Value	Ext Qual
SREV	BERYLLIUM	BE-3050	0.5	101	B	mg/Kg	++	0.2	1		
SREV	MANGANESE	MN-3050	283	101		mg/Kg	++	0.5	3		M3

L70791-08 Tag: 1 Measured: 8/16/2008 2:23:23 AM

Status	Parm_Stored	Type	Value	Dil	Qual	Units	Appv	MDL	RDL	Text Value	Ext Qual
SREV	BERYLLIUM	BE-3050	0.5	100	B	mg/Kg	++	0.2	1		
SREV	MANGANESE	MN-3050	300	100		mg/Kg	++	0.5	3		M3

L70791-09 Tag: 1 Measured: 8/16/2008 2:27:02 AM

Status	Parm_Stored	Type	Value	Dil	Qual	Units	Appv	MDL	RDL	Text Value	Ext Qual
SREV	BERYLLIUM	BE-3050	0.5	100	B	mg/Kg	++	0.2	1		
SREV	MANGANESE	MN-3050	278	100		mg/Kg	++	0.5	3		M3

L70791-10 Tag: 1 Measured: 8/16/2008 2:30:40 AM

Status	Parm_Stored	Type	Value	Dil	Qual	Units	Appv	MDL	RDL	Text Value	Ext Qual
SREV	BERYLLIUM	BE-3050	0.4	100	B	mg/Kg	++	0.2	1		
SREV	MANGANESE	MN-3050	332	100		mg/Kg	++	0.5	3		M3

L70791-11 Tag: 1 Measured: 8/16/2008 2:34:18 AM

Status	Parm_Stored	Type	Value	Dil	Qual	Units	Appv	MDL	RDL	Text Value	Ext Qual
SREV	BERYLLIUM	BE-3050	0.4	100	B	mg/Kg	++	0.2	1		
SREV	MANGANESE	MN-3050	312	100		mg/Kg	++	0.5	3		M3

L70791-12 Tag: 1 Measured: 8/16/2008 2:37:56 AM

Status	Parm_Stored	Type	Value	Dil	Qual	Units	Appv	MDL	RDL	Text Value	Ext Qual
SREV	BERYLLIUM	BE-3050	0.2	100	B	mg/Kg	++	0.2	1		
SREV	MANGANESE	MN-3050	239	100		mg/Kg	++	0.5	3		M3

L70791-13 Tag: 1 Measured: 8/16/2008 2:41:34 AM

Status	Parm_Stored	Type	Value	Dil	Qual	Units	Appv	MDL	RDL	Text Value	Ext Qual
SREV	BERYLLIUM	BE-3050	0.4	100	B	mg/Kg	++	0.2	1		
SREV	MANGANESE	MN-3050	332	100		mg/Kg	++	0.5	3		M3

L70791-14 Tag: 1 Measured: 8/16/2008 2:45:12 AM

Status	Parm_Stored	Type	Value	Dil	Qual	Units	Appv	MDL	RDL	Text Value	Ext Qual
SREV	BERYLLIUM	BE-3050		100	U	mg/Kg	++	0.2	1		
SREV	MANGANESE	MN-3050	346	100		mg/Kg	++	0.5	3		M3

WG250054CCV2 Tag: Measured: 8/16/2008 2:48:51 AM

Status	Parm_Stored	Type	Value	Dil	Qual	Units	Appv	MDL	RDL	Text Value	Ext Qual
SREV	BERYLLIUM	FOUND	0.9724	1		mg/L	++	0.002	0.01		
SREV	BERYLLIUM	REC	97.2	1		%	++	0.002	0.01		
SREV	MANGANESE	FOUND	1.0261	1		mg/L	++	0.005	0.03		
SREV	MANGANESE	REC	102.6	1		%	++	0.005	0.03		

WG250054CCB2 Tag: Measured: 8/16/2008 2:52:31 AM

Status	Parm_Stored	Type	Value	Dil	Qual	Units	Appv	MDL	RDL	Text Value	Ext Qual
SREV	BERYLLIUM	FOUND		1	U	mg/L	++	0.002	0.01		
SREV	MANGANESE	FOUND		1	U	mg/L	++	0.005	0.03		

L70791-15 Tag: 1 Measured: 8/16/2008 2:56:09 AM

Status	Parm_Stored	Type	Value	Dil	Qual	Units	Appv	MDL	RDL	Text Value	Ext Qual
SREV	BERYLLIUM	BE-3050	0.5	100	B	mg/Kg	++	0.2	1		
SREV	MANGANESE	MN-3050	390	100		mg/Kg	++	0.5	3		M3

L70791-16 Tag: 1 Measured: 8/16/2008 2:59:48 AM

Status	Parm_Stored	Type	Value	Dil	Qual	Units	Appv	MDL	RDL	Text Value	Ext Qual
SREV	BERYLLIUM	BE-3050	0.2	100	B	mg/Kg	++	0.2	1		
SREV	MANGANESE	MN-3050	320	100		mg/Kg	++	0.5	3		M3

L70791-17 Tag: 1 Measured: 8/16/2008 3:03:26 AM

Status	Parm_Stored	Type	Value	Dil	Qual	Units	Appv	MDL	RDL	Text Value	Ext Qual
SREV	BERYLLIUM	BE-3050	0.4	100	B	mg/Kg	++	0.2	1		
SREV	MANGANESE	MN-3050	262	100		mg/Kg	++	0.5	3		M3

L70791-18 Tag: 1 Measured: 8/16/2008 3:07:05 AM

Status	Parm_Stored	Type	Value	Dil	Qual	Units	Appv	MDL	RDL	Text Value	Ext Qual
SREV	BERYLLIUM	BE-3050	0.3	100	B	mg/Kg	++	0.2	1		
SREV	MANGANESE	MN-3050	258	100		mg/Kg	++	0.5	3		M3

L70791-19 Tag: 1 Measured: 8/16/2008 3:10:43 AM

Status	Parm_Stored	Type	Value	Dil	Qual	Units	Appv	MDL	RDL	Text Value	Ext Qual
SREV	BERYLLIUM	BE-3050	0.4	100	B	mg/Kg	++	0.2	1		
SREV	MANGANESE	MN-3050	316	100		mg/Kg	++	0.5	3		M3

L70791-20 Tag: 1 Measured: 8/16/2008 3:14:21 AM

Status	Parm_Stored	Type	Value	Dil	Qual	Units	Appv	MDL	RDL	Text Value	Ext Qual
SREV	BERYLLIUM	BE-3050	0.3	100	B	mg/Kg	++	0.2	1		
SREV	MANGANESE	MN-3050	173	100		mg/Kg	++	0.5	3		M3

L70791-20SDL Tag: 1 Measured: 8/16/2008 3:18:00 AM

Status	Parm_Stored	Type	Value	Dil	Qual	Units	Appv	MDL	RDL	Text Value	Ext Qual
SREV	BERYLLIUM	D		100	U	%	++	0.2	1		
SREV	BERYLLIUM	FOUND		100	U	mg/Kg	++	0.2	1		
SREV	BERYLLIUM	REG	0	100	U	mg/Kg	++	0.2	1		
SREV	MANGANESE	D	7.7	100		%	++	0.5	3		
SREV	MANGANESE	FOUND	37.28	100		mg/Kg	++	0.5	3		
SREV	MANGANESE	REG	186.4	100		mg/Kg	++	0.5	3		

L70791-20MS Tag: 1 Measured: 8/16/2008 3:21:38 AM

Status	Parm_Stored	Type	Value	Dil	Qual	Units	Appv	MDL	RDL	Text Value	Ext Qual
SREV	BERYLLIUM	FOUND	47.01	100		mg/Kg	++	0.2	1		
SREV	BERYLLIUM	REC	93.4	100		%	++	0.2	1		
SREV	MANGANESE	FOUND	273.71	100		mg/Kg	++	0.5	3		
SREV	MANGANESE	REC	201.4	100		%	ALRT	0.5	3		M3

L70791-20MSD Tag: 1 Measured: 8/16/2008 3:25:16 AM

Status	Parm_Stored	Type	Value	Dil	Qual	Units	Appv	MDL	RDL	Text Value	Ext Qual
SREV	BERYLLIUM	FOUND	45.85	100		mg/Kg	++	0.2	1		
SREV	BERYLLIUM	REC	91.1	100		%	++	0.2	1		
SREV	BERYLLIUM	RPD	2.5	100		%	++	0.2	1		
SREV	MANGANESE	FOUND	246.29	100		mg/Kg	++	0.5	3		
SREV	MANGANESE	REC	146.6	100		%	ALRT	0.5	3		M3
SREV	MANGANESE	RPD	10.55	100		%	++	0.5	3		

WG250054CCV3 Tag: Measured: 8/16/2008 3:28:56 AM

Status	Parm_Stored	Type	Value	Dil	Qual	Units	Appv	MDL	RDL	Text Value	Ext Qual
SREV	BERYLLIUM	FOUND	0.9618	1		mg/L	++	0.002	0.01		
SREV	BERYLLIUM	REC	96.2	1		%	++	0.002	0.01		
SREV	MANGANESE	FOUND	1.017	1		mg/L	++	0.005	0.03		
SREV	MANGANESE	REC	101.7	1		%	++	0.005	0.03		

WG250054CCB3 Tag: Measured: 8/16/2008 3:32:35 AM

Status	Parm_Stored	Type	Value	Dil	Qual	Units	Appv	MDL	RDL	Text Value	Ext Qual
SREV	BERYLLIUM	FOUND		1	U	mg/L	++	0.002	0.01		
SREV	MANGANESE	FOUND		1	U	mg/L	++	0.005	0.03		

WG250054
Instrument ID: ICP3
Date file created: 8/19/2008 3:19:44 PM
P:\PDFMerge\icp3\WG250054.txt

Standardization Rpt. 08/16/08 01:07:06 AM page 1

Method: tl Standard: CLPTBLK
Run Time: 08/16/08 01:05:05

Elem	Ag3280	Al3082	As1936	B_2496	Ba4934	Be3130	Bi2230
Avge	.010	.174	-.019	.011	.001	.057	.007
SDev	.001	.004	.013	.001	.001	.000	.002
%RSD	14.1	2.44	67.0	12.9	141.	.000	32.6
#1	.011	.171	-.010	.010	.001	.057	.005
#2	.009	.177	-.028	.012	.000	.057	.008

Elem	Ca3179	Cd2265	Co2286	Cr2677	Cu3247	Fe2599	Ga2943
Avge	.009	.000	-.016	.016	.038	.001	.000
SDev	.000	.000	.000	.005	.003	.001	.000
%RSD	.000	.000	.000	30.0	7.44	141.	.000
#1	.009	.000	-.016	.020	.040	.000	.000
#2	.009	.000	-.016	.013	.036	.001	.000

Elem	K_7664	Li6707	Mg2790	Mn2576	Mo2020	Na5889	Na3302
Avge	.027	.001	.019	.024	.006	.164	.240
SDev	.006	.002	.002	.001	.000	.001	.006
%RSD	23.1	424.	10.9	5.89	.000	.432	2.66
#1	.032	.002	.021	.025	.006	.163	.244
#2	.023	-.001	.018	.023	.006	.164	.235

Elem	Ni2316	Pb2203	Sb2068	Sc3613	Se1960	SiO2	Sn1899
Avge	.072	.081	.005	-.001	-.073	.063	-.013
SDev	.006	.000	.005	.001	.008	.013	.010
%RSD	7.86	.000	90.0	141.	11.6	20.2	76.1
#1	.068	.081	.009	-.001	-.067	.072	-.006
#2	.076	.081	.002	.000	-.079	.054	-.020

Elem	Sr4215	Ti3349	Tl3775	V_2924	Zn2138
Avge	.000	.009	.045	.001	.068
SDev	.000	.001	.014	.001	.001
%RSD	.000	8.32	31.4	141.	1.05
#1	.000	.009	.055	.000	.068
#2	.000	.008	.035	.001	.067

Standardization Rpt. 08/16/08 01:10:33 AM page 1

Method: tl Standard: CLPTSTD1
Run Time: 08/16/08 01:08:43

Elem	Ag3280	As1936	B_2496	Ba4934	Be3130	Bi2230	Cd2265
Avge	2.99	16.6	2.94	4.87	16.9	3.51	3.27
SDev	.02	.0	.02	.02	.0	.00	.01

%RSD	.615	.205	.576	.479	.285	.141	.411
#1	2.98	16.5	2.93	4.86	16.9	3.51	3.26
#2	3.00	16.6	2.96	4.89	16.9	3.52	3.28

Elem	Co2286	Cr2677	Cu3247	Ga2943	Li6707	Mn2576	Mo2020
Avge	3.02	2.91	4.52	2.61	4.40	13.8	1.56
SDev	.00	.00	.02	.02	.05	.0	.01
%RSD	.070	.000	.422	.596	1.24	.317	.363
#1	3.02	2.91	4.51	2.60	4.36	13.8	1.55
#2	3.02	2.91	4.53	2.62	4.44	13.9	1.56

Elem	Ni2316	Pb2203	Sb2068	Sc3613	Se1960	SiO2	Sn1899
Avge	4.07	1.68	11.1	21.3	6.39	19.7	18.2
SDev	.01	.02	.0	.1	.00	.1	.1
%RSD	.243	1.26	.032	.684	.011	.295	.495
#1	4.06	1.67	11.1	21.2	6.39	19.6	18.1
#2	4.07	1.70	11.1	21.4	6.39	19.7	18.2

Elem	Sr4215	Ti3349	Tl3775	V_2924	Zn2138
Avge	6.44	4.65	1.70	2.20	4.14
SDev	.03	.02	.02	.00	.00
%RSD	.461	.350	1.42	.193	.102
#1	6.42	4.64	1.68	2.20	4.14
#2	6.46	4.66	1.71	2.20	4.14

Standardization Rpt. 08/16/08 01:13:29 AM page 1

Method: tl Standard: CLPTSTD2
Run Time: 08/16/08 01:12:10

Elem	Al3082	Ca3179	Fe2599	Mg2790
Avge	19.9	16.0	56.4	17.8
SDev	.1	.0	.0	.0
%RSD	.355	.186	.025	.131
#1	20.0	16.0	56.4	17.8
#2	19.9	16.0	56.4	17.8

Standardization Rpt. 08/16/08 01:16:25 AM page 1

Method: tl Standard: CLPTSTD3
Run Time: 08/16/08 01:15:06

Elem	K_7664	Na5889	Na3302
Avge	4.98	74.5	3.00
SDev	.06	.8	.01
%RSD	1.21	1.08	.307
#1	5.02	75.1	3.01
#2	4.94	73.9	2.99

Analysis Report QC Standard 08/16/08 01:20:03 AM page 1

Method: tl Sample Name: ICV Operator: AEH
Run Time: 08/16/08 01:18:03
Comment:
Mode: CONC Corr. Factor: 1

Elem	Ag3280	Al3082	As1936	B_2496	Ba4934	Be3130	Bi2230
Units	mg/L	mg/L	mg/L	mg/L	mg/L	mg/L	mg/L
Avge	.961	1.95	3.96	1.88	1.96	1.88	1.88
SDev	.005	.01	.01	.01	.00	.00	.02
%RSD	.494	.656	.257	.283	.000	.103	.860
#1	.958	1.94	3.95	1.88	1.96	1.88	1.87
#2	.965	1.96	3.97	1.88	1.96	1.88	1.89

Elem	Ca3179	Cd2265	Co2286	Cr2677	Cu3247	Fe2599	Ga2943
Units	mg/L	mg/L	mg/L	mg/L	mg/L	mg/L	mg/L
Avge	94.8	1.88	1.85	1.86	1.91	1.91	1.95
SDev	.1	.01	.00	.01	.00	.00	.01
%RSD	.157	.391	.150	.498	.083	.157	.555
#1	94.7	1.88	1.85	1.85	1.91	1.90	1.94
#2	94.9	1.89	1.85	1.86	1.91	1.91	1.96

Elem	K_7664	Li6707	Mg2790	Mn2576	Mo2020	Na5889	Na3302
Units	mg/L	mg/L	mg/L	mg/L	mg/L	mg/L	mg/L
Avge	19.9	1.97	96.2	1.98	1.89	99.1	97.0
SDev	.1	.01	.2	.00	.00	.0	.8
%RSD	.344	.359	.167	.202	.193	.007	.792
#1	20.0	1.97	96.0	1.97	1.89	99.1	96.5
#2	19.9	1.96	96.3	1.98	1.89	99.1	97.5

Elem	Ni2316	Pb2203	Sb2068	Sc3613	Se1960	SiO2	Sn1899
Units	mg/L	mg/L	mg/L	mg/L	mg/L	mg/L	mg/L
Avge	1.86	3.81	4.21	1.91	3.86	43.8	1.91
SDev	.00	.04	.04	.00	.00	.3	.02
%RSD	.230	.940	.991	.139	.113	.598	1.23
#1	1.85	3.79	4.18	1.92	3.85	43.6	1.93
#2	1.86	3.84	4.24	1.91	3.86	44.0	1.90

Elem	Sr4215	Ti3349	Tl3775	V_2924	Zn2138
Units	mg/L	mg/L	mg/L	mg/L	mg/L
Avge	1.92	1.92	3.81	1.90	1.94
SDev	.00	.00	.02	.00	.01
%RSD	.115	.127	.456	.170	.411
#1	1.91	1.92	3.82	1.90	1.93
#2	1.92	1.92	3.79	1.91	1.94

Analysis Report Blank Sample 08/16/08 01:23:41 AM page 1

Method: tl Sample Name: ICB Operator:
Run Time: 08/16/08 01:21:41
Comment:
Mode: CONC Corr. Factor: 1

Elem	Ag3280	Al3082	As1936	B_2496	Ba4934	Be3130	Bi2230
Units	mg/L	mg/L	mg/L	mg/L	mg/L	mg/L	mg/L

Avge	.001	-.004	-.001	-.001	-.000	.000	-.001
SDev	.001	.006	.001	.000	.000	.000	.024
%RSD	141.	142.	146.	47.5	.000	141.	1680.
#1	.002	.000	-.002	-.001	-.000	.000	.016
#2	-.000	-.008	.000	-.001	-.000	.000	-.019

Elem	Ca3179	Cd2265	Co2286	Cr2677	Cu3247	Fe2599	Ga2943
Units	mg/L	mg/L	mg/L	mg/L	mg/L	mg/L	mg/L
Avge	-.023	.000	.002	.004	.002	.000	.034
SDev	.000	.000	.003	.004	.001	.001	.049
%RSD	.003	75.3	142.	103.	29.0	284.	141.
#1	-.023	.000	-.000	.007	.003	.001	.069
#2	-.023	.000	.005	.001	.002	-.000	-.000

Elem	K_7664	Li6707	Mg2790	Mn2576	Mo2020	Na5889	Na3302
Units	mg/L	mg/L	mg/L	mg/L	mg/L	mg/L	mg/L
Avge	.008	.000	-.005	.000	-.001	.002	.145
SDev	.051	.000	.008	.000	.002	.008	.795
%RSD	636.	.000	177.	47.2	141.	377.	547.
#1	.044	.000	.001	.001	-.000	.007	.708
#2	-.028	.000	-.010	.000	-.003	-.003	-.417

Elem	Ni2316	Pb2203	Sb2068	Sc3613	Se1960	SiO2	Sn1899
Units	mg/L	mg/L	mg/L	mg/L	mg/L	mg/L	mg/L
Avge	.001	.009	.024	.000	.022	.013	-.013
SDev	.002	.004	.014	.000	.013	.012	.008
%RSD	141.	40.1	58.5	.000	60.6	93.0	59.2
#1	.003	.006	.034	.000	.012	.021	-.008
#2	.000	.011	.014	.000	.031	.004	-.019

Elem	Sr4215	Ti3349	Tl3775	V_2924	Zn2138
Units	mg/L	mg/L	mg/L	mg/L	mg/L
Avge	.000	-.000	.012	-.000	-.001
SDev	.000	.001	.052	.000	.000
%RSD	141.	562.	425.	3.54	22.8
#1	.000	.001	.049	-.000	-.001
#2	.000	-.001	-.024	-.000	-.002

Analysis Report QC Standard 08/16/08 01:27:19 AM page 1

Method: tl Sample Name: PQV Operator: AEH
Run Time: 08/16/08 01:25:19
Comment:
Mode: CONC Corr. Factor: 1

Elem	Ag3280	Al3082	As1936	B_2496	Ba4934	Be3130	Bi2230
Units	mg/L	mg/L	mg/L	mg/L	mg/L	mg/L	mg/L
Avge	.029	.156	.215	.049	.015	.010	.217
SDev	.001	.010	.014	.001	.000	.000	.002
%RSD	3.29	6.32	6.36	2.00	1.96	2.43	.953
#1	.030	.149	.225	.048	.015	.010	.216
#2	.028	.163	.206	.050	.015	.011	.218

Elem	Ca3179	Cd2265	Co2286	Cr2677	Cu3247	Fe2599	Ga2943
Units	mg/L	mg/L	mg/L	mg/L	mg/L	mg/L	mg/L
Avge	1.03	.017	.050	.052	.053	.055	.546
SDev	.00	.000	.002	.003	.001	.001	.046
%RSD	.173	2.56	4.59	4.74	1.79	.922	8.43
#1	1.03	.017	.052	.051	.053	.055	.513
#2	1.02	.017	.048	.054	.052	.054	.578

Elem	K_7664	Li6707	Mg2790	Mn2576	Mo2020	Na5889	Na3302
Units	mg/L	mg/L	mg/L	mg/L	mg/L	mg/L	mg/L
Avge	1.59	.102	1.03	.026	.048	1.58	Q2.21
SDev	.01	.002	.01	.000	.015	.01	.08
%RSD	.359	1.90	1.09	1.58	32.0	.661	3.50
#1	1.59	.100	1.02	.026	.037	1.58	Q2.27
#2	1.60	.103	1.03	.026	.059	1.59	Q2.16

Elem	Ni2316	Pb2203	Sb2068	Sc3613	Se1960	SiO2	Sn1899
Units	mg/L	mg/L	mg/L	mg/L	mg/L	mg/L	mg/L
Avge	.051	.231	.110	.510	.237	2.34	.528
SDev	.004	.020	.005	.001	.015	.01	.008
%RSD	8.34	8.70	4.66	.130	6.47	.516	1.54
#1	.048	.217	.114	.509	.226	2.33	.533
#2	.055	.245	.107	.510	.248	2.35	.522

Elem	Sr4215	Ti3349	Tl3775	V_2924	Zn2138
Units	mg/L	mg/L	mg/L	mg/L	mg/L
Avge	.050	.026	1.08	.029	.050
SDev	.000	.001	.00	.000	.000
%RSD	.438	2.36	.387	.124	.023
#1	.050	.026	1.08	.029	.050
#2	.050	.026	1.08	.029	.050

Analysis Report QC Standard 08/16/08 01:30:57 AM page 1

Method: tl Sample Name: ICSABI Operator: AEH
Run Time: 08/16/08 01:28:56
Comment:
Mode: CONC Corr. Factor: 1

Elem	Ag3280	Al3082	As1936	B_2496	Ba4934	Be3130	Bi2230
Units	mg/L	mg/L	mg/L	mg/L	mg/L	mg/L	mg/L
Avge	.477	254.	5.07	.492	.250	.247	.501
SDev	.003	1.	.09	.002	.001	.001	.006
%RSD	.593	.346	1.81	.493	.232	.409	1.27
#1	.479	253.	5.13	.490	.250	.246	.497
#2	.475	254.	5.00	.493	.251	.248	.506

Elem	Ca3179	Cd2265	Co2286	Cr2677	Cu3247	Fe2599	Ga2943
Units	mg/L	mg/L	mg/L	mg/L	mg/L	mg/L	mg/L
Avge	242.	.473	.233	.243	.250	94.8	.550
SDev	.	.003	.002	.008	.002	.1	.008
%RSD	.120	.650	.809	3.19	.736	.112	1.47
#1	242.	.476	.234	.237	.251	94.7	.556

#2	242.	.471	.232	.248	.249	94.8	.544

Elem	K_7664	Li6707	Mg2790	Mn2576	Mo2020	Na5889	Na3302
Units	mg/L	mg/L	mg/L	mg/L	mg/L	mg/L	mg/L
Avge	26.0	.535	253.	.235	.459	26.6	24.9
SDev	.2	.008	1.	.000	.005	.3	.5
%RSD	.681	1.50	.236	.123	.994	1.13	1.96
#1	25.9	.530	252.	.235	.462	26.4	24.6
#2	26.1	.541	253.	.236	.455	26.8	25.3

Elem	Ni2316	Pb2203	Sb2068	Sc3613	Se1960	SiO2	Sn1899
Units	mg/L	mg/L	mg/L	mg/L	mg/L	mg/L	mg/L
Avge	.462	.475	.544	.505	4.92	5.45	2.39
SDev	.004	.004	.044	.001	.03	.00	.01
%RSD	.781	.808	8.05	.263	.623	.087	.517
#1	.464	.472	.575	.506	4.95	5.45	2.40
#2	.459	.477	.513	.504	4.90	5.44	2.38

Elem	Sr4215	Ti3349	Tl3775	V_2924	Zn2138
Units	mg/L	mg/L	mg/L	mg/L	mg/L
Avge	.467	.485	2.36	.237	.468
SDev	.003	.001	.09	.000	.001
%RSD	.563	.188	3.66	.012	.218
#1	.465	.484	2.30	.237	.468
#2	.469	.485	2.42	.237	.469

Analysis Report QC Standard 08/16/08 01:34:34 AM page 1

Method: tl Sample Name: WBLK Operator: AEH
Run Time: 08/16/08 01:32:34
Comment:
Mode: CONC Corr. Factor: 1

Elem	Ag3280	Al3082	As1936	B_2496	Ba4934	Be3130	Bi2230
Units	mg/L	mg/L	mg/L	mg/L	mg/L	mg/L	mg/L
Avge	.002	.010	.008	-.004	-.000	.000	.001
SDev	.003	.009	.019	.002	.000	.000	.002
%RSD	128.	85.0	233.	63.7	.000	141.	137.
#1	.004	.016	.022	-.002	-.000	.000	.000
#2	.000	.004	-.005	-.006	-.000	.000	.003

Elem	Ca3179	Cd2265	Co2286	Cr2677	Cu3247	Fe2599	Ga2943
Units	mg/L	mg/L	mg/L	mg/L	mg/L	mg/L	mg/L
Avge	.008	-.000	.003	.115	.021	1.14	.029
SDev	.000	.000	.001	.002	.001	.00	.043
%RSD	.018	.145	47.8	2.13	2.91	.220	150.
#1	.008	-.000	.004	.116	.022	1.14	-.002
#2	.008	-.000	.002	.113	.021	1.14	.060

Elem	K_7664	Li6707	Mg2790	Mn2576	Mo2020	Na5889	Na3302
Units	mg/L	mg/L	mg/L	mg/L	mg/L	mg/L	mg/L
Avge	.016	.000	.007	.022	-.001	-.005	.600
SDev	.029	.000	.002	.000	.002	.007	.000
%RSD	177.	70.7	23.1	.925	155.	124.	.045

#1	.036	.000	.008	.022	.000	-.010	.600
#2	-.004	.001	.006	.022	-.002	-.001	.600

Elem	Ni2316	Pb2203	Sb2068	Sc3613	Se1960	SiO2	Sn1899
Units	mg/L	mg/L	mg/L	mg/L	mg/L	mg/L	mg/L
Avge	.208	.003	.018	.000	.014	-.021	.006
SDev	.001	.012	.018	.000	.022	.005	.005
%RSD	.692	353.	98.3	.000	162.	22.4	77.1
#1	.209	.012	.006	.000	.029	-.024	.009
#2	.207	-.005	.031	.000	-.002	-.017	.003

Elem	Sr4215	Ti3349	Tl3775	V_2924	Zn2138
Units	mg/L	mg/L	mg/L	mg/L	mg/L
Avge	-.000	.000	-.008	.001	-.005
SDev	.000	.000	.022	.001	.001
%RSD	141.	.412	273.	153.	14.1
#1	-.000	.000	-.023	-.000	-.006
#2	-.000	.000	.007	.002	-.005

Analysis Report 08/16/08 01:38:12 AM page 1

Method: tl Sample Name: WG249661PBS:100 Operator: AEH
Run Time: 08/16/08 01:36:11
Comment: PBS
Mode: CONC Corr. Factor: 1

Elem	Ag3280	Al3082	As1936	B_2496	Ba4934	Be3130	Bi2230
Units	mg/L	mg/L	mg/L	mg/L	mg/L	mg/L	mg/L
Avge	.000	.010	.013	.001	.000	-.000	-.001
SDev	.001	.009	.009	.000	.000	.000	.004
%RSD	421.	84.2	64.2	.433	.000	409.	280.
#1	.001	.016	.019	.001	.000	.000	.001
#2	-.001	.004	.007	.001	.000	-.000	-.004

Elem	Ca3179	Cd2265	Co2286	Cr2677	Cu3247	Fe2599	Ga2943
Units	mg/L	mg/L	mg/L	mg/L	mg/L	mg/L	mg/L
Avge	.006	-.000	.006	.003	.004	.012	-.000
SDev	.002	.000	.002	.005	.000	.001	.000
%RSD	28.2	29.2	31.4	156.	7.08	8.07	115.
#1	.005	-.000	.005	.007	.004	.013	-.000
#2	.008	-.000	.007	-.000	.004	.012	-.000

Elem	K_7664	Li6707	Mg2790	Mn2576	Mo2020	Na5889	Na3302
Units	mg/L	mg/L	mg/L	mg/L	mg/L	mg/L	mg/L
Avge	.012	-.000	.000	.000	-.001	.003	.021
SDev	.023	.000	.005	.000	.002	.005	1.03
%RSD	189.	70.7	943000.	143.	141.	177.	4800.
#1	.028	-.000	-.003	.000	-.000	.006	.747
#2	-.004	-.001	.003	-.000	-.003	-.001	-.704

Elem	Ni2316	Pb2203	Sb2068	Sc3613	Se1960	SiO2	Sn1899
Units	mg/L	mg/L	mg/L	mg/L	mg/L	mg/L	mg/L
Avge	.002	.009	.014	.000	.019	.049	.028

SDev	.003	.032	.014	.000	.022	.023	.008
%RSD	136.	349.	99.9	70.7	118.	46.2	28.7
#1	.004	.032	.024	.000	.034	.066	.022
#2	.000	-.014	.004	.001	.003	.033	.034

Elem	Sr4215	Ti3349	Tl3775	V_2924	Zn2138
Units	mg/L	mg/L	mg/L	mg/L	mg/L
Avge	-.000	.001	-.079	.001	-.007
SDev	.000	.001	.060	.002	.000
%RSD	141.	189.	76.0	212.	.098
#1	-.000	.002	-.037	.002	-.007
#2	-.000	-.000	-.122	-.000	-.007

Analysis Report 08/16/08 01:41:49 AM page 1

Method: tl Sample Name: WG249661LCSS:100 Operator: AEH
Run Time: 08/16/08 01:39:49
Comment: LCSS
Mode: CONC Corr. Factor: 1

Elem	Ag3280	Al3082	As1936	B_2496	Ba4934	Be3130	Bi2230
Units	mg/L	mg/L	mg/L	mg/L	mg/L	mg/L	mg/L
Avge	.335	132.	2.31	1.14	5.64	1.66	.036
SDev	.002	.	.02	.00	.00	.00	.006
%RSD	.592	.104	.989	.339	.067	.091	15.3
#1	.334	132.	2.32	1.13	5.63	1.66	.040
#2	.336	132.	2.29	1.14	5.64	1.66	.032

Elem	Ca3179	Cd2265	Co2286	Cr2677	Cu3247	Fe2599	Ga2943
Units	mg/L	mg/L	mg/L	mg/L	mg/L	mg/L	mg/L
Avge	97.1	.660	1.16	1.25	.659	179.	.060
SDev	.2	.002	.00	.00	.001	.	.043
%RSD	.181	.248	.396	.234	.075	.246	72.1
#1	96.9	.659	1.16	1.25	.659	179.	.091
#2	97.2	.661	1.17	1.25	.659	179.	.029

Elem	K_7664	Li6707	Mg2790	Mn2576	Mo2020	Na5889	Na3302
Units	mg/L	mg/L	mg/L	mg/L	mg/L	mg/L	mg/L
Avge	44.8	.106	45.7	3.75	1.09	5.57	5.51
SDev	.2	.000	.1	.00	.00	.00	.48
%RSD	.485	.000	.237	.131	.004	.017	8.79
#1	44.6	.106	45.6	3.74	1.09	5.56	5.85
#2	44.9	.106	45.7	3.75	1.09	5.57	5.16

Elem	Ni2316	Pb2203	Sb2068	Sc3613	Se1960	SiO2	Sn1899
Units	mg/L	mg/L	mg/L	mg/L	mg/L	mg/L	mg/L
Avge	1.71	2.24	.884	.037	1.49	46.4	1.65
SDev	.01	.00	.013	.000	.01	.0	.01
%RSD	.435	.163	1.45	.895	.745	.086	.625
#1	1.70	2.25	.893	.037	1.50	46.4	1.64
#2	1.72	2.24	.875	.037	1.48	46.4	1.66

Elem	Sr4215	Ti3349	Tl3775	V_2924	Zn2138

Units	mg/L	mg/L	mg/L	mg/L	mg/L
Avge	1.21	5.63	1.54	1.01	3.67
SDev	.00	.01	.09	.00	.01
%RSD	.072	.146	5.89	.317	.299
#1	1.21	5.62	1.48	1.01	3.66
#2	1.21	5.63	1.60	1.00	3.68

Analysis Report 08/16/08 01:45:27 AM page 1

Method: tl Sample Name: WG249661LCSSD:100 Operator: AEH
Run Time: 08/16/08 01:43:27
Comment: LCSSD
Mode: CONC Corr. Factor: 1

Elem	Ag3280	Al3082	As1936	B_2496	Ba4934	Be3130	Bi2230
Units	mg/L	mg/L	mg/L	mg/L	mg/L	mg/L	mg/L
Avge	.358	138.	2.36	1.18	5.92	1.73	.026
SDev	.000	1.	.05	.01	.06	.02	.004
%RSD	.035	.956	2.20	1.14	.960	.908	16.2
#1	.358	137.	2.40	1.17	5.88	1.72	.023
#2	.358	138.	2.32	1.19	5.96	1.74	.029

Elem	Ca3179	Cd2265	Co2286	Cr2677	Cu3247	Fe2599	Ga2943
Units	mg/L	mg/L	mg/L	mg/L	mg/L	mg/L	mg/L
Avge	107.	.717	1.19	1.28	.685	179.	.030
SDev	1.	.008	.01	.02	.006	2.	.000
%RSD	.997	1.15	.884	1.33	.825	1.01	1.32
#1	106.	.711	1.19	1.27	.681	177.	.029
#2	107.	.723	1.20	1.29	.689	180.	.030

Elem	K_7664	Li6707	Mg2790	Mn2576	Mo2020	Na5889	Na3302
Units	mg/L	mg/L	mg/L	mg/L	mg/L	mg/L	mg/L
Avge	46.2	.107	46.8	3.70	1.16	6.01	5.47
SDev	.6	.001	.6	.03	.00	.09	.07
%RSD	1.39	.598	1.20	.763	.407	1.42	1.23
#1	45.7	.107	46.4	3.68	1.16	5.95	5.52
#2	46.6	.108	47.2	3.72	1.16	6.07	5.43

Elem	Ni2316	Pb2203	Sb2068	Sc3613	Se1960	SiO2	Sn1899
Units	mg/L	mg/L	mg/L	mg/L	mg/L	mg/L	mg/L
Avge	1.82	2.20	.982	.037	1.58	43.8	1.69
SDev	.00	.05	.008	.000	.06	.4	.02
%RSD	.140	2.48	.844	.895	3.97	.929	.976
#1	1.82	2.17	.976	.037	1.54	43.5	1.68
#2	1.82	2.24	.988	.037	1.63	44.1	1.70

Elem	Sr4215	Ti3349	Tl3775	V_2924	Zn2138
Units	mg/L	mg/L	mg/L	mg/L	mg/L
Avge	1.29	5.71	1.63	1.03	3.62
SDev	.01	.05	.15	.02	.03
%RSD	.916	.929	9.32	1.93	.791
#1	1.28	5.67	1.53	1.02	3.60
#2	1.30	5.75	1.74	1.05	3.64

Analysis Report 08/16/08 01:49:06 AM page 1

Method: tl Sample Name: L70791-01:100 Operator: AEH
Run Time: 08/16/08 01:47:05
Comment: CP-Q09-0-1
Mode: CONC Corr. Factor: 1

Elem	Ag3280	Al3082	As1936	B_2496	Ba4934	Be3130	Bi2230
Units	mg/L	mg/L	mg/L	mg/L	mg/L	mg/L	mg/L
Avge	-.004	152.	.071	.009	1.15	.006	.324
SDev	.001	2.	.029	.003	.02	.000	.001
%RSD	37.7	1.52	40.4	31.5	1.64	.034	.415
#1	-.003	151.	.050	.011	1.14	.006	.325
#2	-.005	154.	.091	.007	1.16	.006	.323

Elem	Ca3179	Cd2265	Co2286	Cr2677	Cu3247	Fe2599	Ga2943
Units	mg/L	mg/L	mg/L	mg/L	mg/L	mg/L	mg/L
Avge	28.9	.001	.074	.060	6.96	196.	.033
SDev	.3	.001	.002	.001	.11	2.	.002
%RSD	1.08	153.	2.99	1.46	1.61	1.17	6.41
#1	28.6	.001	.076	.061	6.88	195.	.032
#2	29.1	-.000	.073	.059	7.04	198.	.035

Elem	K_7664	Li6707	Mg2790	Mn2576	Mo2020	Na5889	Na3302
Units	mg/L	mg/L	mg/L	mg/L	mg/L	mg/L	mg/L
Avge	36.6	.167	52.8	2.02	1.18	.799	-.221
SDev	.7	.003	.9	.02	.01	.013	.208
%RSD	2.01	1.93	1.61	1.14	1.18	1.67	94.0
#1	36.1	.164	52.2	2.00	1.17	.789	-.368
#2	37.1	.169	53.4	2.03	1.19	.808	-.074

Elem	Ni2316	Pb2203	Sb2068	Sc3613	Se1960	SiO2	Sn1899
Units	mg/L	mg/L	mg/L	mg/L	mg/L	mg/L	mg/L
Avge	.071	.011	.001	.024	.001	41.3	.030
SDev	.002	.013	.010	.000	.005	.4	.003
%RSD	2.65	118.	1680.	.000	381.	1.04	10.2
#1	.073	.021	-.006	.024	.005	41.0	.032
#2	.070	.002	.007	.024	-.002	41.6	.028

Elem	Sr4215	Ti3349	Tl3775	V_2924	Zn2138
Units	mg/L	mg/L	mg/L	mg/L	mg/L
Avge	.209	14.0	-.198	.468	.382
SDev	.003	.2	.020	.001	.005
%RSD	1.47	1.51	10.4	.281	1.20
#1	.207	13.8	-.212	.469	.379
#2	.211	14.1	-.183	.467	.385

Analysis Report 08/16/08 01:52:44 AM page 1

Method: tl Sample Name: L70791-02:100 Operator: AEH
Run Time: 08/16/08 01:50:43
Comment: CP-Q09-1-3

Mode: CONC Corr. Factor: 1

Elem	Ag3280	Al3082	As1936	B_2496	Ba4934	Be3130	Bi2230
Units	mg/L	mg/L	mg/L	mg/L	mg/L	mg/L	mg/L
Avge	-.007	88.2	.026	.008	2.35	.003	.030
SDev	.001	.3	.035	.000	.01	.000	.015
%RSD	11.2	.338	135.	.145	.505	.035	50.2
#1	-.007	88.0	.001	.008	2.35	.003	.019
#2	-.008	88.4	.050	.008	2.36	.003	.040

Elem	Ca3179	Cd2265	Co2286	Cr2677	Cu3247	Fe2599	Ga2943
Units	mg/L	mg/L	mg/L	mg/L	mg/L	mg/L	mg/L
Avge	44.5	.003	.047	.034	4.71	127.	-.023
SDev	.1	.001	.000	.001	.02	1.	.000
%RSD	.260	26.2	.164	1.35	.529	.631	1.45
#1	44.4	.002	.047	.035	4.70	127.	-.024
#2	44.5	.003	.047	.034	4.73	128.	-.023

Elem	K_7664	Li6707	Mg2790	Mn2576	Mo2020	Na5889	Na3302
Units	mg/L	mg/L	mg/L	mg/L	mg/L	mg/L	mg/L
Avge	35.3	.107	50.6	1.70	.058	1.01	.335
SDev	.3	.001	.3	.01	.001	.01	.427
%RSD	.778	.603	.498	.874	1.43	1.03	128.
#1	35.1	.107	50.4	1.69	.059	1.02	.637
#2	35.5	.106	50.8	1.71	.058	1.01	.032

Elem	Ni2316	Pb2203	Sb2068	Sc3613	Se1960	SiO2	Sn1899
Units	mg/L	mg/L	mg/L	mg/L	mg/L	mg/L	mg/L
Avge	.048	.022	-.007	.030	-.039	31.9	.033
SDev	.003	.004	.005	.000	.030	.2	.004
%RSD	6.08	18.3	69.3	1.10	78.8	.774	12.3
#1	.046	.019	-.003	.030	-.060	31.7	.036
#2	.050	.025	-.010	.030	-.017	32.1	.030

Elem	Sr4215	Ti3349	Tl3775	V_2924	Zn2138
Units	mg/L	mg/L	mg/L	mg/L	mg/L
Avge	.269	10.2	-.074	.304	.258
SDev	.001	.0	.018	.001	.003
%RSD	.326	.394	24.4	.207	1.14
#1	.269	10.2	-.087	.304	.256
#2	.270	10.2	-.061	.305	.260

Analysis Report 08/16/08 01:56:22 AM page 1

Method: tl Sample Name: L70791-03:101 Operator: AEH
Run Time: 08/16/08 01:54:21
Comment: CP-SD-07-0-1.5
Mode: CONC Corr. Factor: 1

Elem	Ag3280	Al3082	As1936	B_2496	Ba4934	Be3130	Bi2230
Units	mg/L	mg/L	mg/L	mg/L	mg/L	mg/L	mg/L
Avge	-.003	226.	.068	.014	1.27	.009	.034
SDev	.002	2.	.047	.006	.01	.000	.008
%RSD	63.1	.770	69.2	45.0	.664	1.71	22.8

#1	-.001	225.	.101	.010	1.26	.009	.028
#2	-.004	228.	.035	.018	1.27	.009	.039

Elem	Ca3179	Cd2265	Co2286	Cr2677	Cu3247	Fe2599	Ga2943
Units	mg/L	mg/L	mg/L	mg/L	mg/L	mg/L	mg/L
Avge	40.7	.001	.077	.077	4.10	224.	.032
SDev	.2	.000	.000	.004	.03	1.	.016
%RSD	.585	32.8	.421	5.05	.734	.574	48.9
#1	40.5	.001	.077	.080	4.08	223.	.043
#2	40.8	.001	.077	.074	4.12	225.	.021

Elem	K_7664	Li6707	Mg2790	Mn2576	Mo2020	Na5889	Na3302
Units	mg/L	mg/L	mg/L	mg/L	mg/L	mg/L	mg/L
Avge	24.4	.159	47.9	2.95	.389	.843	-.312
SDev	.1	.000	.3	.02	.001	.008	.754
%RSD	.609	.202	.646	.541	.212	.903	242.
#1	24.3	.159	47.6	2.94	.389	.838	.221
#2	24.5	.159	48.1	2.96	.388	.848	-.845

Elem	Ni2316	Pb2203	Sb2068	Sc3613	Se1960	SiO2	Sn1899
Units	mg/L	mg/L	mg/L	mg/L	mg/L	mg/L	mg/L
Avge	.073	.013	.025	.031	-.031	45.0	.031
SDev	.003	.007	.010	.000	.002	.4	.004
%RSD	4.03	55.1	41.1	.000	5.04	.812	13.3
#1	.071	.019	.017	.031	-.030	44.8	.028
#2	.075	.008	.032	.031	-.032	45.3	.034

Elem	Sr4215	Ti3349	Tl3775	V_2924	Zn2138
Units	mg/L	mg/L	mg/L	mg/L	mg/L
Avge	.339	10.5	-.205	.532	.385
SDev	.002	.1	.027	.010	.002
%RSD	.712	.728	13.3	1.92	.492
#1	.337	10.5	-.224	.525	.384
#2	.341	10.6	-.186	.539	.386

Analysis Report 08/16/08 02:00:00 AM page 1

Method: tl Sample Name: L70791-04:100 Operator: AEH
Run Time: 08/16/08 01:57:59
Comment: CP-SD-07-1.5-3.0
Mode: CONC Corr. Factor: 1

Elem	Ag3280	Al3082	As1936	B_2496	Ba4934	Be3130	Bi2230
Units	mg/L	mg/L	mg/L	mg/L	mg/L	mg/L	mg/L
Avge	-.006	125.	.034	.001	1.60	.005	.032
SDev	.001	1.	.005	.002	.02	.000	.008
%RSD	10.6	.994	14.0	132.	1.07	.155	23.9
#1	-.006	124.	.037	.000	1.59	.005	.037
#2	-.007	126.	.030	.003	1.61	.005	.027

Elem	Ca3179	Cd2265	Co2286	Cr2677	Cu3247	Fe2599	Ga2943
Units	mg/L	mg/L	mg/L	mg/L	mg/L	mg/L	mg/L
Avge	34.0	-.000	.092	.047	1.69	177.	.073

SDev	.2	.001	.004	.002	.02	1.	.030
%RSD	.710	400.	4.39	5.16	1.19	.774	41.9
#1	33.8	-.000	.095	.048	1.68	176.	.094
#2	34.2	.000	.089	.045	1.70	178.	.051

Elem	K_7664	Li6707	Mg2790	Mn2576	Mo2020	Na5889	Na3302
Units	mg/L	mg/L	mg/L	mg/L	mg/L	mg/L	mg/L
Avge	39.5	.132	74.3	3.44	.026	.918	-.737
SDev	.5	.002	.7	.03	.005	.019	.130
%RSD	1.38	1.46	.972	.992	17.6	2.07	17.7
#1	39.1	.131	73.8	3.42	.023	.905	-.645
#2	39.9	.134	74.8	3.47	.030	.932	-.829

Elem	Ni2316	Pb2203	Sb2068	Sc3613	Se1960	SiO2	Sn1899
Units	mg/L	mg/L	mg/L	mg/L	mg/L	mg/L	mg/L
Avge	.088	.029	-.010	.023	.008	40.8	.021
SDev	.001	.003	.017	.000	.030	.4	.002
%RSD	.618	8.38	164.	.000	388.	.967	11.6
#1	.089	.028	.002	.023	.029	40.5	.023
#2	.088	.031	-.022	.023	-.013	41.1	.019

Elem	Sr4215	Ti3349	Tl3775	V_2924	Zn2138
Units	mg/L	mg/L	mg/L	mg/L	mg/L
Avge	.229	20.9	-.177	.430	.434
SDev	.002	.2	.019	.005	.005
%RSD	.861	.985	10.8	1.18	1.15
#1	.228	20.7	-.164	.427	.430
#2	.230	21.0	-.191	.434	.437

Analysis Report QC Standard 08/16/08 02:03:38 AM page 1

Method: tl Sample Name: CCV Operator: AEH
Run Time: 08/16/08 02:01:38
Comment:
Mode: CONC Corr. Factor: 1

Elem	Ag3280	Al3082	As1936	B_2496	Ba4934	Be3130	Bi2230
Units	mg/L	mg/L	mg/L	mg/L	mg/L	mg/L	mg/L
Avge	.496	.989	2.01	.974	1.01	.976	.974
SDev	.002	.006	.00	.015	.01	.009	.016
%RSD	.479	.596	.061	1.59	.830	.913	1.66
#1	.494	.993	2.01	.963	1.01	.969	.962
#2	.498	.985	2.01	.985	1.02	.982	.985

Elem	Ca3179	Cd2265	Co2286	Cr2677	Cu3247	Fe2599	Ga2943
Units	mg/L	mg/L	mg/L	mg/L	mg/L	mg/L	mg/L
Avge	49.5	.986	.966	.979	.982	1.00	.997
SDev	.2	.005	.002	.002	.009	.01	.005
%RSD	.333	.482	.193	.248	.864	.700	.539
#1	49.4	.982	.964	.977	.976	.997	1.00
#2	49.6	.989	.967	.981	.988	1.01	.993

Elem	K_7664	Li6707	Mg2790	Mn2576	Mo2020	Na5889	Na3302

Units	mg/L	mg/L	mg/L	mg/L	mg/L	mg/L	mg/L
Avge	10.1	.996	49.5	1.03	.983	50.8	50.8
SDev	.0	.004	.3	.01	.000	.5	.2
%RSD	.394	.355	.564	.565	.001	1.02	.348
#1	10.1	.994	49.3	1.03	.983	50.4	50.9
#2	10.2	.999	49.7	1.04	.983	51.1	50.7

Elem	Ni2316	Pb2203	Sb2068	Sc3613	Se1960	SiO2	Sn1899
Units	mg/L	mg/L	mg/L	mg/L	mg/L	mg/L	mg/L
Avge	.966	1.97	2.19	.990	1.99	22.6	1.00
SDev	.004	.02	.01	.005	.01	.1	.01
%RSD	.369	1.02	.577	.537	.385	.232	.673
#1	.969	1.98	2.19	.986	2.00	22.6	.997
#2	.964	1.96	2.18	.994	1.99	22.7	1.01

Elem	Sr4215	Ti3349	Tl3775	V_2924	Zn2138
Units	mg/L	mg/L	mg/L	mg/L	mg/L
Avge	.986	.995	1.94	.982	1.00
SDev	.007	.005	.02	.009	.01
%RSD	.757	.521	.894	.914	.523
#1	.981	.991	1.92	.975	1.00
#2	.992	.998	1.95	.988	1.01

Analysis Report Blank Sample 08/16/08 02:07:17 AM page 1

Method: tl Sample Name: CCB Operator:
Run Time: 08/16/08 02:05:16
Comment:
Mode: CONC Corr. Factor: 1

Elem	Ag3280	Al3082	As1936	B_2496	Ba4934	Be3130	Bi2230
Units	mg/L	mg/L	mg/L	mg/L	mg/L	mg/L	mg/L
Avge	.001	-.002	.006	-.002	-.000	.000	.003
SDev	.001	.006	.022	.002	.000	.000	.006
%RSD	141.	287.	379.	94.3	70.7	.008	212.
#1	-.000	-.006	.021	-.001	-.000	.000	.007
#2	.001	.002	-.010	-.003	-.001	.000	-.001

Elem	Ca3179	Cd2265	Co2286	Cr2677	Cu3247	Fe2599	Ga2943
Units	mg/L	mg/L	mg/L	mg/L	mg/L	mg/L	mg/L
Avge	-.023	-.001	-.003	-.001	.001	-.000	.063
SDev	.000	.001	.003	.002	.000	.000	.003
%RSD	.000	141.	84.6	187.	.325	.261	4.31
#1	-.023	.000	-.001	.000	.001	-.000	.061
#2	-.023	-.001	-.005	-.002	.001	-.000	.065

Elem	K_7664	Li6707	Mg2790	Mn2576	Mo2020	Na5889	Na3302
Units	mg/L	mg/L	mg/L	mg/L	mg/L	mg/L	mg/L
Avge	.032	.000	-.002	-.000	-.003	-.005	.853
SDev	.040	.000	.002	.000	.000	.007	.615
%RSD	124.	.000	70.7	140.	.017	124.	72.1
#1	.061	.000	-.003	-.000	-.003	-.001	H1.29
#2	.004	.000	-.001	-.000	-.003	-.010	.418

Elem	Ni2316	Pb2203	Sb2068	Sc3613	Se1960	SiO2	Sn1899
Units	mg/L	mg/L	mg/L	mg/L	mg/L	mg/L	mg/L
Avge	-.001	.014	.012	.000	.011	-.026	-.008
SDev	.002	.001	.002	.000	.022	.003	.003
%RSD	146.	6.29	16.1	.000	202.	10.4	41.0
#1	.000	.015	.013	.000	-.005	-.024	-.006
#2	-.003	.014	.010	.000	.026	-.028	-.011

Elem	Sr4215	Ti3349	Tl3775	V_2924	Zn2138
Units	mg/L	mg/L	mg/L	mg/L	mg/L
Avge	.000	.000	-.024	-.000	-.002
SDev	.000	.000	.069	.000	.000
%RSD	.000	70.8	284.	1.40	.400
#1	.000	.000	-.073	-.000	-.002
#2	.000	.001	.024	-.000	-.002

Analysis Report 08/16/08 02:10:55 AM page 1

Method: tl Sample Name: L70791-05:100 Operator: AEH
Run Time: 08/16/08 02:08:55
Comment: CP-P12-0-1
Mode: CONC Corr. Factor: 1

Elem	Ag3280	Al3082	As1936	B_2496	Ba4934	Be3130	Bi2230
Units	mg/L	mg/L	mg/L	mg/L	mg/L	mg/L	mg/L
Avge	.000	148.	.115	.024	.782	.007	.017
SDev	.001	1.	.054	.002	.005	.000	.003
%RSD	370.	.399	47.1	6.01	.668	1.30	18.9
#1	.001	148.	.077	.023	.786	.007	.019
#2	-.001	147.	.153	.025	.778	.007	.015

Elem	Ca3179	Cd2265	Co2286	Cr2677	Cu3247	Fe2599	Ga2943
Units	mg/L	mg/L	mg/L	mg/L	mg/L	mg/L	mg/L
Avge	52.5	.003	.061	.071	16.4	213.	-.024
SDev	.1	.001	.002	.003	.1	.	.006
%RSD	.118	13.5	3.14	4.02	.519	.153	24.0
#1	52.6	.004	.059	.073	16.5	213.	-.020
#2	52.5	.003	.062	.069	16.4	213.	-.028

Elem	K_7664	Li6707	Mg2790	Mn2576	Mo2020	Na5889	Na3302
Units	mg/L	mg/L	mg/L	mg/L	mg/L	mg/L	mg/L
Avge	29.7	.113	35.6	1.67	2.35	.958	.497
SDev	.1	.001	.1	.01	.00	.007	.004
%RSD	.173	.852	.278	.400	.118	.695	.766
#1	29.7	.114	35.6	1.66	2.35	.953	.495
#2	29.6	.112	35.5	1.67	2.35	.963	.500

Elem	Ni2316	Pb2203	Sb2068	Sc3613	Se1960	SiO2	Sn1899
Units	mg/L	mg/L	mg/L	mg/L	mg/L	mg/L	mg/L
Avge	.055	.341	.011	.022	-.014	46.6	.026
SDev	.003	.017	.003	.000	.020	.0	.015
%RSD	5.06	4.95	23.4	1.50	141.	.025	59.8

#1	.057	.329	.009	.022	-.028	46.6	.015
#2	.053	.353	.012	.022	-.000	46.6	.037

Elem	Sr4215	Ti3349	Tl3775	V_2924	Zn2138
Units	mg/L	mg/L	mg/L	mg/L	mg/L
Avge	.317	6.91	-.187	.412	.892
SDev	.001	.02	.051	.001	.005
%RSD	.415	.331	27.5	.155	.562
#1	.318	6.93	-.151	.412	.888
#2	.316	6.90	-.224	.411	.895

Analysis Report 08/16/08 02:14:33 AM page 1

Method: tl Sample Name: L70791-06:101 Operator: AEH
Run Time: 08/16/08 02:12:33
Comment: CP-P12-1-3
Mode: CONC Corr. Factor: 1

Elem	Ag3280	Al3082	As1936	B_2496	Ba4934	Be3130	Bi2230
Units	mg/L	mg/L	mg/L	mg/L	mg/L	mg/L	mg/L
Avge	-.003	164.	.082	.034	.471	.008	.031
SDev	.000	2.	.027	.003	.004	.000	.001
%RSD	7.38	.963	32.4	8.60	.924	.949	4.46
#1	-.003	163.	.063	.032	.468	.008	.031
#2	-.003	165.	.101	.036	.474	.008	.032

Elem	Ca3179	Cd2265	Co2286	Cr2677	Cu3247	Fe2599	Ga2943
Units	mg/L	mg/L	mg/L	mg/L	mg/L	mg/L	mg/L
Avge	106.	.001	.029	.057	3.18	157.	.045
SDev	1.	.001	.000	.002	.03	1.	.006
%RSD	.665	200.	.243	3.45	1.01	.820	12.8
#1	106.	.001	.029	.056	3.16	156.	.041
#2	107.	-.000	.029	.058	3.21	157.	.049

Elem	K_7664	Li6707	Mg2790	Mn2576	Mo2020	Na5889	Na3302
Units	mg/L	mg/L	mg/L	mg/L	mg/L	mg/L	mg/L
Avge	21.6	.114	32.1	.841	.092	1.17	-.156
SDev	.4	.001	.3	.009	.003	.00	.163
%RSD	1.74	.849	.982	1.09	2.86	.326	104.
#1	21.4	.113	31.9	.835	.094	1.17	-.270
#2	21.9	.114	32.4	.848	.090	1.16	-.041

Elem	Ni2316	Pb2203	Sb2068	Sc3613	Se1960	SiO2	Sn1899
Units	mg/L	mg/L	mg/L	mg/L	mg/L	mg/L	mg/L
Avge	.028	.043	.004	.026	.011	50.0	.040
SDev	.001	.040	.018	.000	.025	.5	.009
%RSD	2.05	93.2	493.	1.29	234.	1.04	23.4
#1	.029	.071	.017	.026	-.007	49.6	.034
#2	.028	.014	-.009	.026	.028	50.4	.047

Elem	Sr4215	Ti3349	Tl3775	V_2924	Zn2138
Units	mg/L	mg/L	mg/L	mg/L	mg/L
Avge	.366	4.00	-.119	.336	.226
SDev	.004	.04	.012	.003	.001

%RSD	.956	.977	9.82	.950	.408
#1	.364	3.97	-.111	.334	.227
#2	.369	4.03	-.127	.338	.226

Analysis Report 08/16/08 02:18:12 AM page 1

Method: tl Sample Name: L70791-07:101 Operator: AEH
Run Time: 08/16/08 02:16:11
Comment: CP-SD-08-0-1.5
Mode: CONC Corr. Factor: 1

Elem	Ag3280	Al3082	As1936	B_2496	Ba4934	Be3130	Bi2230
Units	mg/L	mg/L	mg/L	mg/L	mg/L	mg/L	mg/L
Avge	-.006	137.	.047	.009	1.28	.005	.025
SDev	.002	1.	.034	.002	.01	.000	.000
%RSD	43.9	1.03	71.6	15.7	.955	3.13	.847
#1	-.004	136.	.023	.010	1.27	.005	.025
#2	-.007	138.	.070	.008	1.28	.005	.025

Elem	Ca3179	Cd2265	Co2286	Cr2677	Cu3247	Fe2599	Ga2943
Units	mg/L	mg/L	mg/L	mg/L	mg/L	mg/L	mg/L
Avge	36.1	.000	.087	.065	5.63	208.	-.071
SDev	.3	.002	.002	.004	.06	2.	.012
%RSD	.709	1910.	2.35	6.62	1.11	.912	17.2
#1	36.0	.001	.085	.068	5.58	207.	-.062
#2	36.3	-.001	.088	.062	5.67	210.	-.079

Elem	K_7664	Li6707	Mg2790	Mn2576	Mo2020	Na5889	Na3302
Units	mg/L	mg/L	mg/L	mg/L	mg/L	mg/L	mg/L
Avge	34.3	.108	56.1	2.80	.833	.612	-.334
SDev	.2	.000	.6	.03	.007	.012	.493
%RSD	.600	.297	.989	.934	.893	2.02	148.
#1	34.1	.108	55.7	2.78	.828	.603	.015
#2	34.4	.108	56.5	2.82	.839	.621	-.682

Elem	Ni2316	Pb2203	Sb2068	Sc3613	Se1960	SiO2	Sn1899
Units	mg/L	mg/L	mg/L	mg/L	mg/L	mg/L	mg/L
Avge	.070	.056	-.029	.026	-.001	43.6	.045
SDev	.001	.016	.036	.000	.007	.4	.010
%RSD	.749	28.9	126.	.000	1100.	1.00	21.6
#1	.070	.045	-.054	.026	-.006	43.3	.051
#2	.070	.068	-.003	.026	.004	43.9	.038

Elem	Sr4215	Ti3349	Tl3775	V_2924	Zn2138
Units	mg/L	mg/L	mg/L	mg/L	mg/L
Avge	.326	13.7	-.166	.547	.449
SDev	.003	.1	.011	.001	.001
%RSD	.942	1.03	6.64	.110	.216
#1	.324	13.6	-.174	.547	.449
#2	.328	13.8	-.158	.548	.450

Analysis Report 08/16/08 02:21:50 AM page 1

Method: tl Sample Name: L70791-08:100 Operator: AEH
Run Time: 08/16/08 02:19:49
Comment: CP-SD-08-1.5-3.0
Mode: CONC Corr. Factor: 1

Elem	Ag3280	Al3082	As1936	B_2496	Ba4934	Be3130	Bi2230
Units	mg/L	mg/L	mg/L	mg/L	mg/L	mg/L	mg/L
Avge	-.008	133.	.044	.004	1.58	.005	.039
SDev	.000	.	.007	.000	.01	.000	.006
%RSD	.056	.262	15.2	.287	.626	7.32	16.3
#1	-.008	134.	.039	.004	1.58	.005	.044
#2	-.008	133.	.049	.004	1.57	.005	.035

Elem	Ca3179	Cd2265	Co2286	Cr2677	Cu3247	Fe2599	Ga2943
Units	mg/L	mg/L	mg/L	mg/L	mg/L	mg/L	mg/L
Avge	36.4	-.001	.094	.059	1.30	204.	.024
SDev	.1	.000	.002	.003	.01	.	.028
%RSD	.244	43.2	1.81	4.93	1.07	.003	116.
#1	36.3	-.001	.095	.061	1.31	204.	.044
#2	36.4	-.001	.093	.057	1.29	204.	.004

Elem	K_7664	Li6707	Mg2790	Mn2576	Mo2020	Na5889	Na3302
Units	mg/L	mg/L	mg/L	mg/L	mg/L	mg/L	mg/L
Avge	38.5	.124	76.7	3.00	.099	.721	-1.09
SDev	.1	.001	.1	.00	.005	.008	.16
%RSD	.371	.517	.114	.143	5.50	1.06	14.7
#1	38.6	.125	76.8	3.00	.103	.715	-1.20
#2	38.4	.124	76.7	2.99	.095	.726	-.973

Elem	Ni2316	Pb2203	Sb2068	Sc3613	Se1960	SiO2	Sn1899
Units	mg/L	mg/L	mg/L	mg/L	mg/L	mg/L	mg/L
Avge	.087	.025	-.018	.025	.007	32.4	.040
SDev	.004	.014	.002	.000	.019	.0	.005
%RSD	4.00	56.2	9.22	.000	264.	.071	12.5
#1	.085	.034	-.017	.025	.020	32.3	.037
#2	.090	.015	-.019	.025	-.006	32.4	.044

Elem	Sr4215	Ti3349	Tl3775	V_2924	Zn2138
Units	mg/L	mg/L	mg/L	mg/L	mg/L
Avge	.252	22.3	-.208	.521	.463
SDev	.001	.1	.081	.009	.004
%RSD	.436	.360	39.0	1.72	.917
#1	.253	22.4	-.265	.515	.460
#2	.252	22.3	-.150	.528	.466

Analysis Report 08/16/08 02:25:28 AM page 1

Method: tl Sample Name: L70791-09:100 Operator: AEH
Run Time: 08/16/08 02:23:27
Comment: CP-SD-10-0-1.5
Mode: CONC Corr. Factor: 1

Elem	Ag3280	Al3082	As1936	B_2496	Ba4934	Be3130	Bi2230

Units	mg/L	mg/L	mg/L	mg/L	mg/L	mg/L	mg/L
Avge	-.003	127.	.016	.009	1.55	.005	.025
SDev	.000	.	.011	.001	.01	.000	.002
%RSD	15.7	.294	67.7	10.4	.338	.022	7.98
#1	-.003	128.	.009	.009	1.55	.005	.026
#2	-.003	127.	.024	.010	1.54	.005	.023

Elem	Ca3179	Cd2265	Co2286	Cr2677	Cu3247	Fe2599	Ga2943
Units	mg/L	mg/L	mg/L	mg/L	mg/L	mg/L	mg/L
Avge	29.0	.000	.078	.064	5.42	192.	.025
SDev	.0	.004	.002	.002	.02	.	.019
%RSD	.140	906.	2.87	3.07	.325	.026	76.7
#1	29.0	-.002	.080	.065	5.43	192.	.039
#2	29.1	.003	.077	.062	5.41	192.	.011

Elem	K_7664	Li6707	Mg2790	Mn2576	Mo2020	Na5889	Na3302
Units	mg/L	mg/L	mg/L	mg/L	mg/L	mg/L	mg/L
Avge	38.8	.098	52.8	2.78	.827	.700	-.591
SDev	.0	.000	.0	.00	.004	.008	.350
%RSD	.044	.000	.042	.140	.548	1.09	59.1
#1	38.7	.098	52.8	2.77	.831	.706	-.344
#2	38.8	.098	52.8	2.78	.824	.695	-.839

Elem	Ni2316	Pb2203	Sb2068	Sc3613	Se1960	SiO2	Sn1899
Units	mg/L	mg/L	mg/L	mg/L	mg/L	mg/L	mg/L
Avge	.069	.050	.000	.024	-.023	40.3	.018
SDev	.002	.018	.018	.000	.036	.1	.008
%RSD	3.14	37.3	3880.	1.39	160.	.176	45.3
#1	.071	.037	.013	.024	-.048	40.3	.012
#2	.068	.063	-.012	.024	.003	40.4	.024

Elem	Sr4215	Ti3349	Tl3775	V_2924	Zn2138
Units	mg/L	mg/L	mg/L	mg/L	mg/L
Avge	1.29	13.3	-.187	.459	.421
SDev	.00	.0	.069	.001	.001
%RSD	.306	.140	36.8	.141	.174
#1	1.30	13.3	-.236	.459	.420
#2	1.29	13.3	-.138	.458	.421

Analysis Report 08/16/08 02:29:06 AM page 1

Method: tl Sample Name: L70791-10:100 Operator: AEH
Run Time: 08/16/08 02:27:06
Comment: CP-SD-10-1.5-3.0
Mode: CONC Corr. Factor: 1

Elem	Ag3280	Al3082	As1936	B_2496	Ba4934	Be3130	Bi2230
Units	mg/L	mg/L	mg/L	mg/L	mg/L	mg/L	mg/L
Avge	-.010	121.	.047	.004	1.81	.004	.051
SDev	.001	2.	.011	.001	.03	.000	.015
%RSD	11.4	1.51	23.8	11.8	1.38	.728	29.2
#1	-.010	119.	.055	.005	1.80	.004	.041
#2	-.009	122.	.039	.004	1.83	.004	.062

Elem	Ca3179	Cd2265	Co2286	Cr2677	Cu3247	Fe2599	Ga2943
Units	mg/L	mg/L	mg/L	mg/L	mg/L	mg/L	mg/L
Avge	36.4	.001	.097	.068	2.47	228.	-.006
SDev	.4	.002	.002	.001	.03	3.	.008
%RSD	.977	328.	2.04	1.48	1.26	1.43	133.
#1	36.2	.002	.099	.067	2.45	226.	-.000
#2	36.7	-.001	.096	.069	2.49	230.	-.011

Elem	K_7664	Li6707	Mg2790	Mn2576	Mo2020	Na5889	Na3302
Units	mg/L	mg/L	mg/L	mg/L	mg/L	mg/L	mg/L
Avge	58.7	.117	80.0	3.32	.026	1.05	-.438
SDev	1.1	.002	1.3	.04	.004	.02	.329
%RSD	1.88	1.93	1.67	1.24	15.2	1.54	75.1
#1	57.9	.115	79.1	3.29	.023	1.04	-.205
#2	59.5	.118	81.0	3.35	.029	1.07	-.670

Elem	Ni2316	Pb2203	Sb2068	Sc3613	Se1960	SiO2	Sn1899
Units	mg/L	mg/L	mg/L	mg/L	mg/L	mg/L	mg/L
Avge	.097	.007	-.004	.029	-.020	38.0	.018
SDev	.001	.015	.005	.000	.020	.4	.002
%RSD	1.12	225.	127.	.000	97.5	1.12	12.0
#1	.098	.017	-.008	.029	-.034	37.7	.020
#2	.096	-.004	-.000	.029	-.006	38.3	.016

Elem	Sr4215	Ti3349	Tl3775	V_2924	Zn2138
Units	mg/L	mg/L	mg/L	mg/L	mg/L
Avge	.225	22.2	-.188	.615	.475
SDev	.003	.3	.013	.018	.003
%RSD	1.36	1.49	6.70	3.00	.716
#1	.223	21.9	-.179	.602	.473
#2	.228	22.4	-.197	.628	.478

Analysis Report 08/16/08 02:32:44 AM page 1

Method: tl Sample Name: L70791-11:100 Operator: AEH
Run Time: 08/16/08 02:30:44
Comment: CP-SD-09-0-1.5
Mode: CONC Corr. Factor: 1

Elem	Ag3280	Al3082	As1936	B_2496	Ba4934	Be3130	Bi2230
Units	mg/L	mg/L	mg/L	mg/L	mg/L	mg/L	mg/L
Avge	-.002	115.	.032	.004	1.32	.004	.036
SDev	.002	2.	.012	.002	.02	.000	.006
%RSD	82.4	1.48	38.3	53.1	1.32	2.37	16.2
#1	-.001	114.	.023	.005	1.30	.004	.032
#2	-.004	116.	.041	.002	1.33	.004	.041

Elem	Ca3179	Cd2265	Co2286	Cr2677	Cu3247	Fe2599	Ga2943
Units	mg/L	mg/L	mg/L	mg/L	mg/L	mg/L	mg/L
Avge	31.2	.002	.085	.058	10.4	171.	.064
SDev	.4	.001	.003	.003	.1	2.	.017
%RSD	1.14	35.5	3.34	4.95	1.22	.966	26.6

#1	31.0	.003	.083	.060	10.3	170.	.075
#2	31.5	.002	.087	.055	10.5	172.	.052

Elem	K_7664	Li6707	Mg2790	Mn2576	Mo2020	Na5889	Na3302
Units	mg/L	mg/L	mg/L	mg/L	mg/L	mg/L	mg/L
Avge	28.5	.089	66.3	3.12	1.48	.505	-.841
SDev	.1	.001	.8	.03	.01	.005	1.126
%RSD	.361	.720	1.24	.940	.995	.943	134.
#1	28.4	.089	65.7	3.10	1.47	.501	-.045
#2	28.5	.090	66.9	3.14	1.49	.508	-1.64

Elem	Ni2316	Pb2203	Sb2068	Sc3613	Se1960	SiO2	Sn1899
Units	mg/L	mg/L	mg/L	mg/L	mg/L	mg/L	mg/L
Avge	.078	.103	.012	.024	.000	36.6	.022
SDev	.003	.009	.023	.000	.002	.3	.003
%RSD	3.79	8.91	195.	.000	349.	.953	15.6
#1	.076	.096	-.004	.024	.002	36.3	.024
#2	.080	.109	.028	.024	-.001	36.8	.019

Elem	Sr4215	Ti3349	Tl3775	V_2924	Zn2138
Units	mg/L	mg/L	mg/L	mg/L	mg/L
Avge	.174	17.5	-.191	.417	.675
SDev	.002	.2	.102	.010	.011
%RSD	1.01	1.22	53.1	2.29	1.62
#1	.172	17.3	-.263	.410	.667
#2	.175	17.6	-.120	.424	.683

Analysis Report 08/16/08 02:36:22 AM page 1

Method: tl Sample Name: L70791-12:100 Operator: AEH
Run Time: 08/16/08 02:34:22
Comment: CP-SD-09-1.5-3.0
Mode: CONC Corr. Factor: 1

Elem	Ag3280	Al3082	As1936	B_2496	Ba4934	Be3130	Bi2230
Units	mg/L	mg/L	mg/L	mg/L	mg/L	mg/L	mg/L
Avge	-.007	92.1	-.021	-.002	1.25	.002	.029
SDev	.002	.2	.001	.001	.00	.000	.009
%RSD	25.9	.238	4.92	44.5	.232	4.38	31.6
#1	-.006	91.9	-.020	-.003	1.25	.002	.036
#2	-.008	92.2	-.021	-.001	1.25	.002	.023

Elem	Ca3179	Cd2265	Co2286	Cr2677	Cu3247	Fe2599	Ga2943
Units	mg/L	mg/L	mg/L	mg/L	mg/L	mg/L	mg/L
Avge	27.5	.000	.077	.058	3.56	178.	.011
SDev	.0	.000	.001	.002	.02	1.	.006
%RSD	.163	54.9	1.10	3.39	.475	.436	53.1
#1	27.4	.000	.076	.056	3.55	178.	.007
#2	27.5	.001	.077	.059	3.57	179.	.015

Elem	K_7664	Li6707	Mg2790	Mn2576	Mo2020	Na5889	Na3302
Units	mg/L	mg/L	mg/L	mg/L	mg/L	mg/L	mg/L
Avge	39.8	.090	58.9	2.39	.240	.613	-1.46
SDev	.1	.001	.2	.01	.000	.013	.60

%RSD	.244	1.42	.346	.501	.031	2.17	40.8
#1	39.8	.091	58.8	2.38	.240	.622	-1.04
#2	39.9	.089	59.0	2.40	.240	.603	-1.89

Elem	Ni2316	Pb2203	Sb2068	Sc3613	Se1960	SiO2	Sn1899
Units	mg/L	mg/L	mg/L	mg/L	mg/L	mg/L	mg/L
Avge	.065	.210	.002	.019	-.015	36.1	.028
SDev	.001	.001	.021	.000	.002	.2	.011
%RSD	1.29	.270	887.	.000	12.5	.504	38.5
#1	.064	.210	.017	.019	-.017	36.0	.021
#2	.065	.211	-.012	.019	-.014	36.3	.036

Elem	Sr4215	Ti3349	Tl3775	V_2924	Zn2138
Units	mg/L	mg/L	mg/L	mg/L	mg/L
Avge	.106	15.7	-.231	.493	.451
SDev	.000	.0	.068	.003	.001
%RSD	.001	.314	29.4	.648	.105
#1	.106	15.6	-.183	.491	.451
#2	.106	15.7	-.280	.495	.450

Analysis Report 08/16/08 02:40:01 AM page 1

Method: tl Sample Name: L70791-13:100 Operator: AEH
Run Time: 08/16/08 02:38:00
Comment: OD-SD-01-0-1.5
Mode: CONC Corr. Factor: 1

Elem	Ag3280	Al3082	As1936	B_2496	Ba4934	Be3130	Bi2230
Units	mg/L	mg/L	mg/L	mg/L	mg/L	mg/L	mg/L
Avge	-.009	124.	.028	.006	1.72	.004	.036
SDev	.001	.	.017	.001	.00	.000	.012
%RSD	10.2	.076	63.0	15.2	.270	2.28	32.9
#1	-.010	124.	.040	.007	1.72	.004	.028
#2	-.009	125.	.015	.006	1.72	.004	.045

Elem	Ca3179	Cd2265	Co2286	Cr2677	Cu3247	Fe2599	Ga2943
Units	mg/L	mg/L	mg/L	mg/L	mg/L	mg/L	mg/L
Avge	116.	.002	.088	.072	3.29	225.	.046
SDev	.	.003	.001	.004	.00	.	.005
%RSD	.404	115.	1.64	6.03	.130	.022	12.1
#1	115.	.000	.087	.069	3.29	225.	.050
#2	116.	.004	.089	.075	3.29	225.	.042

Elem	K_7664	Li6707	Mg2790	Mn2576	Mo2020	Na5889	Na3302
Units	mg/L	mg/L	mg/L	mg/L	mg/L	mg/L	mg/L
Avge	43.7	.150	72.1	3.32	.806	.837	-.831
SDev	.0	.001	.0	.00	.000	.014	.187
%RSD	.000	.429	.064	.086	.001	1.71	22.5
#1	43.7	.149	72.1	3.32	.806	.827	-.699
#2	43.7	.150	72.0	3.32	.806	.847	-.963

Elem	Ni2316	Pb2203	Sb2068	Sc3613	Se1960	SiO2	Sn1899
Units	mg/L	mg/L	mg/L	mg/L	mg/L	mg/L	mg/L

Avge	.085	.022	-.012	.025	.036	36.9	.042
SDev	.002	.004	.034	.000	.024	.2	.021
%RSD	2.56	19.5	281.	1.33	67.0	.574	49.6
#1	.083	.019	.012	.025	.019	36.7	.027
#2	.086	.025	-.036	.025	.053	37.0	.056

Elem	Sr4215	Ti3349	Tl3775	V_2924	Zn2138
Units	mg/L	mg/L	mg/L	mg/L	mg/L
Avge	.333	16.8	-.307	.576	.437
SDev	.001	.0	.048	.000	.002
%RSD	.200	.047	15.5	.003	.394
#1	.334	16.8	-.274	.576	.436
#2	.333	16.8	-.341	.576	.438

Analysis Report 08/16/08 02:43:39 AM page 1

Method: tl Sample Name: L70791-14:100 Operator: AEH
Run Time: 08/16/08 02:41:38
Comment: OD-SD-01-1.5-3.0
Mode: CONC Corr. Factor: 1

Elem	Ag3280	Al3082	As1936	B_2496	Ba4934	Be3130	Bi2230
Units	mg/L	mg/L	mg/L	mg/L	mg/L	mg/L	mg/L
Avge	-.014	102.	-.007	-.001	1.71	.002	.034
SDev	.000	1.	.022	.000	.02	.000	.012
%RSD	1.93	.704	316.	1.31	1.15	.003	36.9
#1	-.014	102.	.008	-.001	1.73	.002	.025
#2	-.014	101.	-.022	-.001	1.70	.002	.042

Elem	Ca3179	Cd2265	Co2286	Cr2677	Cu3247	Fe2599	Ga2943
Units	mg/L	mg/L	mg/L	mg/L	mg/L	mg/L	mg/L
Avge	82.2	.001	.084	.074	1.11	240.	-.077
SDev	.0	.001	.002	.002	.01	1.	.012
%RSD	.060	45.7	1.92	2.63	.678	.446	16.1
#1	82.1	.002	.083	.076	1.12	241.	-.085
#2	82.2	.001	.085	.073	1.11	240.	-.068

Elem	K_7664	Li6707	Mg2790	Mn2576	Mo2020	Na5889	Na3302
Units	mg/L	mg/L	mg/L	mg/L	mg/L	mg/L	mg/L
Avge	32.0	.135	67.6	3.46	.085	1.18	-.086
SDev	.5	.000	.5	.02	.002	.01	.915
%RSD	1.47	.237	.717	.470	2.02	1.21	1070.
#1	32.3	.136	67.9	3.47	.084	1.19	-.732
#2	31.6	.135	67.2	3.45	.087	1.17	.561

Elem	Ni2316	Pb2203	Sb2068	Sc3613	Se1960	SiO2	Sn1899
Units	mg/L	mg/L	mg/L	mg/L	mg/L	mg/L	mg/L
Avge	.076	.008	-.003	.022	-.019	35.3	.036
SDev	.003	.016	.006	.000	.016	.1	.004
%RSD	3.90	209.	228.	1.50	81.7	.282	9.82
#1	.078	.019	-.007	.022	-.030	35.4	.034
#2	.074	-.004	.002	.022	-.008	35.3	.039

Elem	Sr4215	Ti3349	Tl3775	V_2924	Zn2138
Units	mg/L	mg/L	mg/L	mg/L	mg/L
Avge	.218	16.3	-.268	.686	.361
SDev	.002	.1	.037	.000	.003
%RSD	1.11	.769	13.9	.004	.818
#1	.219	16.4	-.294	.686	.359
#2	.216	16.2	-.242	.686	.364

Analysis Report QC Standard 08/16/08 02:47:18 AM page 1

Method: tl Sample Name: CCV Operator: AEH
Run Time: 08/16/08 02:45:17
Comment:
Mode: CONC Corr. Factor: 1

Elem	Ag3280	Al3082	As1936	B_2496	Ba4934	Be3130	Bi2230
Units	mg/L	mg/L	mg/L	mg/L	mg/L	mg/L	mg/L
Avge	.496	.972	2.00	.968	1.02	.972	.984
SDev	.003	.013	.01	.001	.00	.001	.010
%RSD	.670	1.34	.726	.048	.456	.105	1.03
#1	.498	.963	2.01	.967	1.02	.972	.976
#2	.494	.981	1.99	.968	1.02	.973	.991

Elem	Ca3179	Cd2265	Co2286	Cr2677	Cu3247	Fe2599	Ga2943
Units	mg/L	mg/L	mg/L	mg/L	mg/L	mg/L	mg/L
Avge	48.9	.979	.961	.973	.986	.997	1.01
SDev	.0	.004	.004	.008	.001	.003	.01
%RSD	.069	.354	.385	.849	.099	.301	1.35
#1	48.9	.976	.958	.967	.985	.995	1.02
#2	49.0	.981	.964	.979	.986	.999	.997

Elem	K_7664	Li6707	Mg2790	Mn2576	Mo2020	Na5889	Na3302
Units	mg/L	mg/L	mg/L	mg/L	mg/L	mg/L	mg/L
Avge	10.1	.998	49.6	1.03	.983	51.0	50.2
SDev	.1	.009	.1	.00	.000	.0	.6
%RSD	.845	.934	.273	.428	.000	.052	1.11
#1	10.1	.991	49.5	1.02	.983	51.0	50.6
#2	10.2	1.00	49.7	1.03	.983	51.0	49.8

Elem	Ni2316	Pb2203	Sb2068	Sc3613	Se1960	SiO2	Sn1899
Units	mg/L	mg/L	mg/L	mg/L	mg/L	mg/L	mg/L
Avge	.964	1.96	2.18	.989	1.99	22.6	1.01
SDev	.011	.02	.02	.006	.02	.0	.00
%RSD	1.10	.935	.753	.605	1.15	.077	.124
#1	.956	1.95	2.17	.984	1.98	22.6	1.01
#2	.971	1.98	2.20	.993	2.01	22.6	1.01

Elem	Sr4215	Ti3349	Tl3775	V_2924	Zn2138
Units	mg/L	mg/L	mg/L	mg/L	mg/L
Avge	.990	.997	1.88	.983	.998
SDev	.004	.003	.08	.009	.005
%RSD	.399	.275	4.33	.908	.531
#1	.987	.995	1.83	.990	1.00

#2	.993	.999	1.94	.977	.994

Analysis Report Blank Sample 08/16/08 02:50:57 AM page 1

Method: tl Sample Name: CCB Operator:
Run Time: 08/16/08 02:48:56
Comment:
Mode: CONC Corr. Factor: 1

Elem	Ag3280	Al3082	As1936	B_2496	Ba4934	Be3130	Bi2230
Units	mg/L	mg/L	mg/L	mg/L	mg/L	mg/L	mg/L
Avge	.002	-.019	-.013	-.004	-.000	-.000	-.010
SDev	.001	.001	.006	.000	.000	.000	.012
%RSD	84.9	7.60	45.2	13.0	70.7	139.	121.
#1	.003	-.020	-.009	-.004	-.001	-.000	-.019
#2	.001	-.018	-.017	-.003	-.000	-.000	-.001

Elem	Ca3179	Cd2265	Co2286	Cr2677	Cu3247	Fe2599	Ga2943
Units	mg/L	mg/L	mg/L	mg/L	mg/L	mg/L	mg/L
Avge	-.026	-.000	-.002	.000	-.001	-.001	.000
SDev	.002	.000	.002	.001	.000	.001	.000
%RSD	6.73	141.	140.	294.	28.2	70.7	4110.
#1	-.028	-.001	-.000	-.000	-.001	-.000	-.000
#2	-.025	-.000	-.003	.001	-.001	-.001	.000

Elem	K_7664	Li6707	Mg2790	Mn2576	Mo2020	Na5889	Na3302
Units	mg/L	mg/L	mg/L	mg/L	mg/L	mg/L	mg/L
Avge	.012	-.001	-.007	-.000	-.002	-.012	-.252
SDev	.091	.001	.002	.000	.001	.005	.897
%RSD	754.	94.3	23.6	46.9	47.1	39.3	357.
#1	.077	-.000	-.006	-.000	-.001	-.015	.383
#2	-.053	-.001	-.008	-.000	-.003	-.009	-.886

Elem	Ni2316	Pb2203	Sb2068	Sc3613	Se1960	SiO2	Sn1899
Units	mg/L	mg/L	mg/L	mg/L	mg/L	mg/L	mg/L
Avge	.000	.017	.013	.000	.029	-.034	-.008
SDev	.004	.011	.009	.000	.001	.011	.005
%RSD	695.	68.1	75.8	70.7	3.83	31.8	56.8
#1	.003	.025	.019	.001	.029	-.027	-.011
#2	-.002	.009	.006	.000	.028	-.042	-.005

Elem	Sr4215	Ti3349	Tl3775	V_2924	Zn2138
Units	mg/L	mg/L	mg/L	mg/L	mg/L
Avge	-.000	.000	.003	.000	-.005
SDev	.000	.000	.125	.001	.001
%RSD	142.	70.6	4120.	284.	14.9
#1	.000	.000	.091	.001	-.005
#2	-.000	.001	-.085	-.000	-.004

Analysis Report 08/16/08 02:54:36 AM page 1

Method: tl Sample Name: L70791-15:100 Operator: AEH
Run Time: 08/16/08 02:52:35

Comment: OD-SD-02-0-1.5
Mode: CONC Corr. Factor: 1

Elem	Ag3280	Al3082	As1936	B_2496	Ba4934	Be3130	Bi2230
Units	mg/L	mg/L	mg/L	mg/L	mg/L	mg/L	mg/L
Avge	-.008	143.	.078	.011	1.65	.005	.050
SDev	.000	1.	.059	.000	.01	.000	.002
%RSD	2.17	.763	75.7	.102	.598	1.65	4.50
#1	-.008	142.	.036	.011	1.64	.005	.048
#2	-.008	143.	.120	.011	1.66	.005	.052

Elem	Ca3179	Cd2265	Co2286	Cr2677	Cu3247	Fe2599	Ga2943
Units	mg/L	mg/L	mg/L	mg/L	mg/L	mg/L	mg/L
Avge	42.6	-.000	.098	.068	3.49	218.	.005
SDev	.4	.001	.001	.001	.02	2.	.012
%RSD	.874	4150.	.725	1.32	.451	.742	240.
#1	42.4	.001	.098	.069	3.48	217.	.014
#2	42.9	-.001	.099	.067	3.50	219.	-.004

Elem	K_7664	Li6707	Mg2790	Mn2576	Mo2020	Na5889	Na3302
Units	mg/L	mg/L	mg/L	mg/L	mg/L	mg/L	mg/L
Avge	58.2	.136	79.5	3.90	.991	.660	-.915
SDev	.2	.000	.6	.03	.007	.011	.461
%RSD	.393	.236	.701	.835	.749	1.73	50.4
#1	58.0	.136	79.2	3.87	.986	.652	-.589
#2	58.3	.136	79.9	3.92	.997	.668	-1.24

Elem	Ni2316	Pb2203	Sb2068	Sc3613	Se1960	SiO2	Sn1899
Units	mg/L	mg/L	mg/L	mg/L	mg/L	mg/L	mg/L
Avge	.085	.044	.009	.039	-.019	39.5	.005
SDev	.002	.007	.002	.001	.008	.5	.005
%RSD	1.91	15.6	25.1	2.53	43.6	1.19	110.
#1	.084	.039	.010	.039	-.025	39.2	.001
#2	.086	.049	.007	.040	-.013	39.8	.008

Elem	Sr4215	Ti3349	Tl3775	V_2924	Zn2138
Units	mg/L	mg/L	mg/L	mg/L	mg/L
Avge	.440	17.0	-.220	.547	.515
SDev	.002	.1	.028	.001	.007
%RSD	.448	.716	12.8	.114	1.29
#1	.438	16.9	-.200	.547	.510
#2	.441	17.1	-.240	.548	.519

Analysis Report 08/16/08 02:58:14 AM page 1

Method: tl Sample Name: L70791-16:100 Operator: AEH
Run Time: 08/16/08 02:56:14
Comment: OD-SD-02-1.5-3.0
Mode: CONC Corr. Factor: 1

Elem	Ag3280	Al3082	As1936	B_2496	Ba4934	Be3130	Bi2230
Units	mg/L	mg/L	mg/L	mg/L	mg/L	mg/L	mg/L
Avge	-.006	86.2	.005	.000	1.66	.002	.037
SDev	.001	1.1	.010	.001	.02	.000	.005

%RSD	18.0	1.24	202.	132.	1.42	.116	13.6
#1	-.005	85.4	.012	.001	1.64	.002	.033
#2	-.007	86.9	-.002	.000	1.67	.002	.040

Elem	Ca3179	Cd2265	Co2286	Cr2677	Cu3247	Fe2599	Ga2943
Units	mg/L	mg/L	mg/L	mg/L	mg/L	mg/L	mg/L
Avge	34.3	.001	.082	.049	.218	156.	.038
SDev	.4	.002	.000	.001	.005	2.	.006
%RSD	1.28	176.	.042	2.06	2.19	1.10	15.7
#1	34.0	-.000	.082	.050	.215	155.	.042
#2	34.6	.002	.082	.048	.221	157.	.034

Elem	K_7664	Li6707	Mg2790	Mn2576	Mo2020	Na5889	Na3302
Units	mg/L	mg/L	mg/L	mg/L	mg/L	mg/L	mg/L
Avge	37.0	.107	68.7	3.20	.024	.849	-.595
SDev	.4	.001	.9	.04	.012	.001	.521
%RSD	1.19	1.21	1.29	1.20	48.7	.112	87.5
#1	36.7	.106	68.1	3.17	.032	.848	-.227
#2	37.3	.107	69.3	3.22	.016	.850	-.964

Elem	Ni2316	Pb2203	Sb2068	Sc3613	Se1960	SiO2	Sn1899
Units	mg/L	mg/L	mg/L	mg/L	mg/L	mg/L	mg/L
Avge	.070	.021	.002	.031	-.026	33.1	.026
SDev	.001	.009	.023	.000	.006	.3	.002
%RSD	1.15	42.1	1030.	1.07	23.1	1.05	6.62
#1	.070	.027	.019	.031	-.030	32.8	.027
#2	.071	.015	-.014	.031	-.022	33.3	.025

Elem	Sr4215	Ti3349	Tl3775	V_2924	Zn2138
Units	mg/L	mg/L	mg/L	mg/L	mg/L
Avge	.400	17.6	-.190	.414	.342
SDev	.005	.2	.076	.002	.005
%RSD	1.21	1.29	39.9	.444	1.34
#1	.397	17.4	-.244	.412	.339
#2	.404	17.8	-.137	.415	.346

Analysis Report 08/16/08 03:01:52 AM page 1

Method: tl Sample Name: L70791-17:100 Operator: AEH
Run Time: 08/16/08 02:59:52
Comment: OD-SD-04-0-1.5
Mode: CONC Corr. Factor: 1

Elem	Ag3280	Al3082	As1936	B_2496	Ba4934	Be3130	Bi2230
Units	mg/L	mg/L	mg/L	mg/L	mg/L	mg/L	mg/L
Avge	-.005	102.	.077	.003	1.14	.004	.029
SDev	.002	.	.023	.001	.00	.000	.008
%RSD	38.1	.006	29.4	14.6	.358	1.96	29.0
#1	-.004	102.	.093	.003	1.14	.004	.023
#2	-.006	102.	.061	.004	1.13	.004	.034

Elem	Ca3179	Cd2265	Co2286	Cr2677	Cu3247	Fe2599	Ga2943
Units	mg/L	mg/L	mg/L	mg/L	mg/L	mg/L	mg/L

Avge	21.2	.003	.091	.054	15.8	185.	.017
SDev	.0	.001	.001	.002	.0	.	.016
%RSD	.092	17.7	1.50	4.42	.101	.073	97.0
#1	21.2	.003	.092	.055	15.8	184.	.028
#2	21.2	.002	.090	.052	15.8	185.	.005

Elem	K_7664	Li6707	Mg2790	Mn2576	Mo2020	Na5889	Na3302
Units	mg/L	mg/L	mg/L	mg/L	mg/L	mg/L	mg/L
Avge	44.1	.095	58.9	2.62	1.22	.803	-.365
SDev	.2	.000	.0	.00	.01	.009	.808
%RSD	.519	.340	.081	.058	.899	1.19	221.
#1	44.2	.094	58.9	2.63	1.21	.796	.206
#2	43.9	.095	59.0	2.62	1.22	.809	-.936

Elem	Ni2316	Pb2203	Sb2068	Sc3613	Se1960	SiO2	Sn1899
Units	mg/L	mg/L	mg/L	mg/L	mg/L	mg/L	mg/L
Avge	.068	.067	-.006	.031	-.015	38.2	.008
SDev	.001	.030	.025	.000	.043	.1	.021
%RSD	1.02	44.5	388.	.000	282.	.298	253.
#1	.069	.046	.011	.031	.015	38.1	.024
#2	.068	.088	-.024	.031	-.045	38.3	-.007

Elem	Sr4215	Ti3349	Tl3775	V_2924	Zn2138
Units	mg/L	mg/L	mg/L	mg/L	mg/L
Avge	.307	13.0	-.149	.410	.600
SDev	.001	.0	.039	.001	.002
%RSD	.358	.110	26.0	.308	.290
#1	.307	13.0	-.177	.411	.599
#2	.306	13.0	-.122	.409	.601

Analysis Report 08/16/08 03:05:31 AM page 1

Method: tl Sample Name: L70791-18:100 Operator: AEH
Run Time: 08/16/08 03:03:30
Comment: OD-SD-04-1.5-3.0
Mode: CONC Corr. Factor: 1

Elem	Ag3280	Al3082	As1936	B_2496	Ba4934	Be3130	Bi2230
Units	mg/L	mg/L	mg/L	mg/L	mg/L	mg/L	mg/L
Avge	-.003	85.8	.009	.000	1.25	.003	.009
SDev	.000	.5	.005	.001	.01	.000	.001
%RSD	11.4	.612	54.4	191.	.513	.517	10.2
#1	-.003	85.5	.013	-.000	1.24	.003	.009
#2	-.003	86.2	.006	.001	1.25	.003	.010

Elem	Ca3179	Cd2265	Co2286	Cr2677	Cu3247	Fe2599	Ga2943
Units	mg/L	mg/L	mg/L	mg/L	mg/L	mg/L	mg/L
Avge	16.2	.001	.074	.042	6.21	140.	.038
SDev	.2	.000	.004	.001	.02	1.	.044
%RSD	.963	14.2	4.74	2.32	.328	.461	116.
#1	16.1	.001	.072	.043	6.20	140.	.007
#2	16.3	.001	.077	.041	6.23	141.	.069

Elem	K_7664	Li6707	Mg2790	Mn2576	Mo2020	Na5889	Na3302
Units	mg/L	mg/L	mg/L	mg/L	mg/L	mg/L	mg/L
Avge	41.8	.076	55.5	2.58	.221	.959	-.427
SDev	.1	.001	.2	.02	.000	.001	.084
%RSD	.205	.844	.434	.788	.025	.099	19.6
#1	41.8	.077	55.3	2.57	.221	.959	-.368
#2	41.9	.076	55.7	2.60	.221	.960	-.486

Elem	Ni2316	Pb2203	Sb2068	Sc3613	Se1960	SiO2	Sn1899
Units	mg/L	mg/L	mg/L	mg/L	mg/L	mg/L	mg/L
Avge	.062	.014	-.002	.026	.000	35.2	.018
SDev	.001	.009	.012	.000	.000	.1	.019
%RSD	1.16	65.3	783.	1.29	139.	.360	106.
#1	.062	.021	.007	.026	.000	35.1	.032
#2	.061	.008	-.010	.026	.000	35.3	.005

Elem	Sr4215	Ti3349	Tl3775	V_2924	Zn2138
Units	mg/L	mg/L	mg/L	mg/L	mg/L
Avge	.327	13.5	-.156	.350	.408
SDev	.002	.1	.091	.009	.002
%RSD	.470	.600	58.8	2.55	.492
#1	.326	13.5	-.220	.344	.406
#2	.328	13.6	-.091	.357	.409

Analysis Report 08/16/08 03:09:09 AM page 1

Method: tl Sample Name: L70791-19:100 Operator: AEH
Run Time: 08/16/08 03:07:09
Comment: OD-SD-03-0-1.5
Mode: CONC Corr. Factor: 1

Elem	Ag3280	Al3082	As1936	B_2496	Ba4934	Be3130	Bi2230
Units	mg/L	mg/L	mg/L	mg/L	mg/L	mg/L	mg/L
Avge	-.007	112.	.058	.003	1.49	.004	.014
SDev	.001	.	.000	.009	.00	.000	.008
%RSD	13.4	.143	.173	338.	.194	.199	54.1
#1	-.008	112.	.058	.009	1.50	.004	.020
#2	-.006	112.	.058	-.004	1.49	.004	.009

Elem	Ca3179	Cd2265	Co2286	Cr2677	Cu3247	Fe2599	Ga2943
Units	mg/L	mg/L	mg/L	mg/L	mg/L	mg/L	mg/L
Avge	53.4	.009	.089	.090	22.4	250.	-.026
SDev	.2	.001	.002	.001	.0	.	.033
%RSD	.315	9.71	2.06	1.12	.196	.015	127.
#1	53.3	.009	.088	.091	22.4	250.	-.003
#2	53.5	.008	.091	.089	22.3	250.	-.049

Elem	K_7664	Li6707	Mg2790	Mn2576	Mo2020	Na5889	Na3302
Units	mg/L	mg/L	mg/L	mg/L	mg/L	mg/L	mg/L
Avge	40.5	.116	63.3	3.16	.919	1.49	-.025
SDev	.0	.001	.0	.01	.007	.01	.372
%RSD	.113	.554	.015	.194	.793	.511	1500.
#1	40.6	.116	63.3	3.15	.924	1.50	.238

#2	40.5	.117	63.3	3.16	.913	1.48	-.288

Elem	Ni2316	Pb2203	Sb2068	Sc3613	Se1960	SiO2	Sn1899
Units	mg/L	mg/L	mg/L	mg/L	mg/L	mg/L	mg/L
Avge	.077	.389	-.009	.028	.006	37.2	.031
SDev	.002	.003	.001	.000	.036	.1	.010
%RSD	2.79	.873	5.36	.000	613.	.225	32.3
#1	.079	.392	-.010	.028	.031	37.1	.038
#2	.076	.387	-.009	.028	-.020	37.2	.024

Elem	Sr4215	Ti3349	Tl3775	V_2924	Zn2138
Units	mg/L	mg/L	mg/L	mg/L	mg/L
Avge	.348	13.9	-.157	.660	1.34
SDev	.001	.0	.000	.005	.00
%RSD	.316	.094	.056	.773	.270
#1	.349	13.9	-.157	.657	1.34
#2	.348	13.9	-.157	.664	1.34

Analysis Report 08/16/08 03:12:48 AM page 1

Method: tl Sample Name: L70791-20:100 Operator: AEH
Run Time: 08/16/08 03:10:47
Comment: OD-SD-03-1.5-3.0
Mode: CONC Corr. Factor: 1

Elem	Ag3280	Al3082	As1936	B_2496	Ba4934	Be3130	Bi2230
Units	mg/L	mg/L	mg/L	mg/L	mg/L	mg/L	mg/L
Avge	-.003	76.5	.026	.004	.830	.003	-.012
SDev	.001	.1	.027	.001	.002	.000	.013
%RSD	21.3	.127	105.	12.6	.210	.079	110.
#1	-.003	76.4	.007	.004	.832	.003	-.021
#2	-.002	76.6	.044	.004	.829	.003	-.003

Elem	Ca3179	Cd2265	Co2286	Cr2677	Cu3247	Fe2599	Ga2943
Units	mg/L	mg/L	mg/L	mg/L	mg/L	mg/L	mg/L
Avge	21.7	.006	.068	.077	43.1	186.	-.034
SDev	.1	.000	.004	.003	.0	1.	.003
%RSD	.443	2.75	5.45	3.66	.004	.407	7.65
#1	21.6	.006	.065	.079	43.1	185.	-.032
#2	21.7	.006	.070	.075	43.1	186.	-.036

Elem	K_7664	Li6707	Mg2790	Mn2576	Mo2020	Na5889	Na3302
Units	mg/L	mg/L	mg/L	mg/L	mg/L	mg/L	mg/L
Avge	26.8	.077	38.5	1.73	1.34	1.16	.557
SDev	.0	.002	.1	.00	.02	.00	.815
%RSD	.043	2.08	.335	.231	1.23	.246	146.
#1	26.8	.078	38.4	1.72	1.33	1.16	1.13
#2	26.8	.076	38.6	1.73	1.35	1.16	-.019

Elem	Ni2316	Pb2203	Sb2068	Sc3613	Se1960	SiO2	Sn1899
Units	mg/L	mg/L	mg/L	mg/L	mg/L	mg/L	mg/L
Avge	.070	2.35	.015	.016	-.021	37.1	.065
SDev	.002	.06	.008	.000	.016	.2	.002
%RSD	2.10	2.39	52.7	2.02	74.4	.542	2.42

#1	.069	2.39	.009	.016	-.010	36.9	.064
#2	.071	2.31	.021	.017	-.032	37.2	.066

Elem	Sr4215	Ti3349	Tl3775	V_2924	Zn2138
Units	mg/L	mg/L	mg/L	mg/L	mg/L
Avge	.192	9.07	-.144	.437	1.82
SDev	.000	.01	.074	.001	.01
%RSD	.115	.138	51.4	.297	.777
#1	.192	9.06	-.196	.436	1.81
#2	.192	9.08	-.091	.438	1.83

Analysis Report 08/16/08 03:16:26 AM page 1

Method: tl Sample Name: L70791-20SDL:100 Operator: AEH
Run Time: 08/16/08 03:14:25
Comment: SDL
Mode: CONC Corr. Factor: 1

Elem	Ag3280	Al3082	As1936	B_2496	Ba4934	Be3130	Bi2230
Units	mg/L	mg/L	mg/L	mg/L	mg/L	mg/L	mg/L
Avge	-.001	16.2	-.016	-.006	.175	.001	-.003
SDev	.001	.1	.016	.001	.001	.000	.008
%RSD	112.	.389	102.	17.3	.498	.354	275.
#1	-.000	16.2	-.028	-.005	.174	.001	-.008
#2	-.002	16.3	-.004	-.006	.175	.001	.003

Elem	Ca3179	Cd2265	Co2286	Cr2677	Cu3247	Fe2599	Ga2943
Units	mg/L	mg/L	mg/L	mg/L	mg/L	mg/L	mg/L
Avge	4.65	.002	.017	.015	9.00	40.7	.007
SDev	.02	.000	.000	.002	.04	.2	.027
%RSD	.535	25.4	.080	12.6	.448	.452	398.
#1	4.64	.001	.017	.017	8.97	40.6	.026
#2	4.67	.002	.017	.014	9.03	40.8	-.012

Elem	K_7664	Li6707	Mg2790	Mn2576	Mo2020	Na5889	Na3302
Units	mg/L	mg/L	mg/L	mg/L	mg/L	mg/L	mg/L
Avge	5.64	.016	8.24	.373	.307	.239	-.161
SDev	.01	.000	.02	.001	.002	.002	.968
%RSD	.101	2.02	.232	.302	.588	.797	602.
#1	5.64	.016	8.23	.372	.308	.240	.524
#2	5.64	.016	8.26	.374	.305	.237	-.845

Elem	Ni2316	Pb2203	Sb2068	Sc3613	Se1960	SiO2	Sn1899
Units	mg/L	mg/L	mg/L	mg/L	mg/L	mg/L	mg/L
Avge	.016	.522	.026	.003	.010	7.99	.006
SDev	.001	.003	.004	.000	.002	.05	.000
%RSD	4.09	.657	15.8	10.1	21.2	.622	4.15
#1	.017	.519	.029	.004	.008	7.96	.006
#2	.016	.524	.023	.003	.011	8.03	.006

Elem	Sr4215	Ti3349	Tl3775	V_2924	Zn2138
Units	mg/L	mg/L	mg/L	mg/L	mg/L
Avge	.040	1.92	-.030	.104	.388

SDev	.000	.01	.051	.001	.002
%RSD	.001	.381	173.	1.22	.508
#1	.040	1.91	.007	.103	.386
#2	.040	1.92	-.066	.105	.389

Analysis Report 08/16/08 03:20:04 AM page 1

Method: tl Sample Name: L70791-20MS:100 Operator: AEH
Run Time: 08/16/08 03:18:04
Comment: MS
Mode: CONC Corr. Factor: 1

Elem	Ag3280	Al3082	As1936	B_2496	Ba4934	Be3130	Bi2230
Units	mg/L	mg/L	mg/L	mg/L	mg/L	mg/L	mg/L
Avge	.444	99.7	.953	.465	1.60	.470	.917
SDev	.003	.6	.015	.001	.01	.002	.013
%RSD	.705	.638	1.63	.201	.654	.464	1.41
#1	.442	99.3	.964	.465	1.59	.469	.907
#2	.446	100.	.942	.466	1.60	.472	.926

Elem	Ca3179	Cd2265	Co2286	Cr2677	Cu3247	Fe2599	Ga2943
Units	mg/L	mg/L	mg/L	mg/L	mg/L	mg/L	mg/L
Avge	86.1	.454	.515	.542	46.9	225.	.988
SDev	.5	.003	.006	.005	.4	1.	.014
%RSD	.559	.593	1.14	.988	.771	.655	1.45
#1	85.7	.452	.511	.539	46.6	224.	.978
#2	86.4	.456	.519	.546	47.1	226.	.998

Elem	K_7664	Li6707	Mg2790	Mn2576	Mo2020	Na5889	Na3302
Units	mg/L	mg/L	mg/L	mg/L	mg/L	mg/L	mg/L
Avge	132.	1.06	96.9	2.74	1.83	95.6	92.9
SDev	1.	.01	.6	.02	.00	.5	.2
%RSD	.419	.759	.602	.657	.008	.497	.251
#1	132.	1.05	96.5	2.72	1.83	95.2	93.0
#2	133.	1.06	97.3	2.75	1.83	95.9	92.7

Elem	Ni2316	Pb2203	Sb2068	Sc3613	Se1960	SiO2	Sn1899
Units	mg/L	mg/L	mg/L	mg/L	mg/L	mg/L	mg/L
Avge	.532	3.33	.111	.964	.939	44.0	.949
SDev	.008	.01	.025	.007	.008	.2	.026
%RSD	1.48	.334	22.6	.689	.873	.561	2.76
#1	.526	3.34	.129	.959	.945	43.9	.931
#2	.537	3.33	.093	.968	.933	44.2	.968

Elem	Sr4215	Ti3349	Tl3775	V_2924	Zn2138
Units	mg/L	mg/L	mg/L	mg/L	mg/L
Avge	.736	16.1	1.60	1.03	2.55
SDev	.005	.1	.09	.00	.01
%RSD	.686	.569	5.73	.435	.569
#1	.732	16.0	1.54	1.03	2.54
#2	.739	16.1	1.67	1.03	2.56

Analysis Report 08/16/08 03:23:43 AM page 1

Method: tl Sample Name: L70791-20MSD:100 Operator: AEH
Run Time: 08/16/08 03:21:42
Comment: MSD
Mode: CONC Corr. Factor: 1

Elem	Ag3280	Al3082	As1936	B_2496	Ba4934	Be3130	Bi2230
Units	mg/L	mg/L	mg/L	mg/L	mg/L	mg/L	mg/L
Avge	.433	96.1	.925	.456	1.62	.459	.903
SDev	.009	1.5	.015	.014	.03	.006	.018
%RSD	2.09	1.52	1.62	3.07	1.72	1.41	2.00
#1	.426	95.0	.914	.446	1.60	.454	.890
#2	.439	97.1	.935	.466	1.64	.463	.915

Elem	Ca3179	Cd2265	Co2286	Cr2677	Cu3247	Fe2599	Ga2943
Units	mg/L	mg/L	mg/L	mg/L	mg/L	mg/L	mg/L
Avge	83.5	.440	.496	.518	41.1	183.	.870
SDev	1.2	.005	.006	.011	.7	3.	.013
%RSD	1.39	1.23	1.23	2.19	1.68	1.41	1.50
#1	82.7	.436	.492	.510	40.6	181.	.861
#2	84.4	.444	.501	.526	41.6	185.	.880

Elem	K_7664	Li6707	Mg2790	Mn2576	Mo2020	Na5889	Na3302
Units	mg/L	mg/L	mg/L	mg/L	mg/L	mg/L	mg/L
Avge	130.	1.05	93.7	2.46	1.78	95.3	91.8
SDev	2.	.02	1.6	.04	.03	1.4	2.2
%RSD	1.81	2.07	1.68	1.52	1.76	1.51	2.39
#1	128.	1.04	92.6	2.44	1.76	94.3	90.3
#2	132.	1.07	94.8	2.49	1.80	96.3	93.4

Elem	Ni2316	Pb2203	Sb2068	Sc3613	Se1960	SiO2	Sn1899
Units	mg/L	mg/L	mg/L	mg/L	mg/L	mg/L	mg/L
Avge	.509	3.30	.134	.953	.932	48.1	.972
SDev	.010	.01	.029	.018	.040	.8	.027
%RSD	2.02	.412	21.9	1.92	4.33	1.56	2.80
#1	.502	3.31	.113	.940	.960	47.6	.952
#2	.516	3.29	.155	.966	.903	48.7	.991

Elem	Sr4215	Ti3349	Tl3775	V_2924	Zn2138
Units	mg/L	mg/L	mg/L	mg/L	mg/L
Avge	.793	15.1	1.58	.895	2.50
SDev	.013	.2	.02	.021	.04
%RSD	1.69	1.57	1.43	2.36	1.55
#1	.783	14.9	1.60	.881	2.47
#2	.802	15.3	1.57	.910	2.52

Analysis Report QC Standard 08/16/08 03:27:22 AM page 1

Method: tl Sample Name: CCV Operator: AEH
Run Time: 08/16/08 03:25:21
Comment:
Mode: CONC Corr. Factor: 1

Elem	Ag3280	Al3082	As1936	B_2496	Ba4934	Be3130	Bi2230
Units	mg/L	mg/L	mg/L	mg/L	mg/L	mg/L	mg/L
Avge	.494	.973	2.00	.954	1.01	.962	.965
SDev	.001	.006	.01	.000	.00	.000	.016
%RSD	.095	.603	.429	.001	.172	.019	1.67
#1	.494	.969	1.99	.954	1.01	.962	.976
#2	.494	.977	2.01	.954	1.01	.962	.954

Elem	Ca3179	Cd2265	Co2286	Cr2677	Cu3247	Fe2599	Ga2943
Units	mg/L	mg/L	mg/L	mg/L	mg/L	mg/L	mg/L
Avge	48.6	.967	.951	.962	.977	.988	1.07
SDev	.2	.004	.000	.010	.001	.001	.01
%RSD	.445	.447	.047	1.01	.129	.051	1.01
#1	48.4	.964	.951	.955	.978	.989	1.06
#2	48.7	.970	.950	.969	.976	.988	1.08

Elem	K_7664	Li6707	Mg2790	Mn2576	Mo2020	Na5889	Na3302
Units	mg/L	mg/L	mg/L	mg/L	mg/L	mg/L	mg/L
Avge	10.1	1.00	49.4	1.02	.979	51.0	50.2
SDev	.0	.01	.1	.00	.005	.0	.2
%RSD	.169	.546	.132	.251	.558	.039	.460
#1	10.1	.996	49.4	1.02	.975	51.0	50.0
#2	10.1	1.00	49.5	1.02	.983	50.9	50.3

Elem	Ni2316	Pb2203	Sb2068	Sc3613	Se1960	SiO2	Sn1899
Units	mg/L	mg/L	mg/L	mg/L	mg/L	mg/L	mg/L
Avge	.948	1.94	2.16	.985	1.97	22.5	.984
SDev	.002	.01	.01	.002	.03	.0	.012
%RSD	.184	.675	.620	.169	1.45	.158	1.26
#1	.947	1.95	2.17	.984	1.95	22.5	.993
#2	.950	1.94	2.15	.986	1.99	22.5	.975

Elem	Sr4215	Ti3349	Tl3775	V_2924	Zn2138
Units	mg/L	mg/L	mg/L	mg/L	mg/L
Avge	.985	.990	1.87	.982	.991
SDev	.001	.001	.06	.010	.003
%RSD	.112	.124	3.22	1.04	.288
#1	.986	.991	1.83	.990	.993
#2	.984	.989	1.92	.975	.989

Analysis Report Blank Sample 08/16/08 03:31:01 AM page 1

Method: tl Sample Name: CCB Operator:
Run Time: 08/16/08 03:29:00
Comment:
Mode: CONC Corr. Factor: 1

Elem	Ag3280	Al3082	As1936	B_2496	Ba4934	Be3130	Bi2230
Units	mg/L	mg/L	mg/L	mg/L	mg/L	mg/L	mg/L
Avge	.001	-.003	-.018	-.003	-.000	.000	.003
SDev	.001	.010	.000	.000	.000	.000	.010
%RSD	141.	326.	2.59	15.9	3988e6	147.	354.
#1	.000	-.010	-.017	-.003	-.000	.000	.010

#2	.001	.004	-.018	-.003	.000	-.000	-.004

Elem	Ca3179	Cd2265	Co2286	Cr2677	Cu3247	Fe2599	Ga2943
Units	mg/L	mg/L	mg/L	mg/L	mg/L	mg/L	mg/L
Avge	-.025	-.000	-.002	.002	-.000	-.000	.000
SDev	.000	.000	.002	.001	.001	.001	.000
%RSD	.001	141.	140.	23.2	141.	65100.	192.
#1	-.025	-.001	-.000	.002	-.001	-.000	.000
#2	-.025	.000	-.003	.002	-.000	.000	-.000

Elem	K_7664	Li6707	Mg2790	Mn2576	Mo2020	Na5889	Na3302
Units	mg/L	mg/L	mg/L	mg/L	mg/L	mg/L	mg/L
Avge	.061	.000	-.010	-.000	.001	-.017	.037
SDev	.000	.000	.003	.000	.002	.001	.026
%RSD	.000	.000	31.4	143.	142.	5.44	68.4
#1	.061	.000	-.008	.000	.003	-.018	.019
#2	.061	.000	-.012	-.000	-.000	-.017	.056

Elem	Ni2316	Pb2203	Sb2068	Sc3613	Se1960	SiO2	Sn1899
Units	mg/L	mg/L	mg/L	mg/L	mg/L	mg/L	mg/L
Avge	-.002	.009	.009	.001	.022	-.009	-.016
SDev	.002	.009	.001	.000	.009	.012	.005
%RSD	143.	101.	15.0	.000	40.4	127.	33.1
#1	-.003	.015	.008	.001	.028	-.018	-.013
#2	.000	.002	.009	.001	.015	-.001	-.020

Elem	Sr4215	Ti3349	Tl3775	V_2924	Zn2138
Units	mg/L	mg/L	mg/L	mg/L	mg/L
Avge	.000	.000	.003	.001	-.003
SDev	.000	.001	.022	.000	.001
%RSD	.001	284.	701.	.108	52.1
#1	.000	.001	.018	.001	-.002
#2	.000	-.000	-.012	.001	-.004

HG-T-846

WG249682

ACZ Laboratories, Inc

QC List Type: QC-CV-SM
QCListMatClass: SOLID
Bench Sheet List: I-CV-T-846
QC Ref: HG-T-846-S
Group ID: MA-G-HG-T-846-S
Method Ref: M7470A
SOP Ref: SOPII005

Instrument ID: HYDRA
Analyst: JWS/PMC
ACZ Dept: 33
Create Date: 8/8/2008 12:00:25 PM
Start Date/Time:
End Date/Time: 8.11.08

SEQ	ACZ ID	Client ID	SubSX	Pri	PSolid	TSolid	HGT846	Mercury (mg/L)	sample weight (g)	% solid (%)	prep dilution factor	instrument dilution factor	final dilution factor	Comments
1	WG249682ICV	II080721-4					✓							
2	WG249682ICB	NONE					✓							
3	WG249682PBS	NONE			100		✓	JWS 8/8/08	~~0.255~~	0.288			174	
4	WG249682LCSS	PCN28813					✓		0.280			4X	714	
5	WG249682LCSSD	PCN28813					✓		0.281			4X	712	
6	L70791-01	CP-Q09-0-1			95.9		✓		0.261				200	
7	L70791-01MS	II080807-2					✓		0.263				198	
8	L70791-01MSD	II080807-2					✓		0.261				200	
9	L70791-02	CP-Q09-1-3			97.4		✓		0.283				181	
10	L70791-03	CP-SD-07-0-1.5			94.6		✓		0.287				184	
11	L70791-04	CP-SD-07-1.5-3.0			97.8		✓		0.258				198	PMC 8.11.08
12	L70791-05	CP-P12-0-1			93.4		✓		0.280	JWS 8/8/08			191	
13	WG249682CCV1	II080721-4					✓							
14	WG249682CCB1	NONE					✓							
15	L70791-06	CP-P12-1-3			94.2		✓		0.268				198	
16	L70791-07	CP-SD-08-0-1.5			96		✓		0.262				199	
17	L70791-08	CP-SD-08-1.5-3.0			96.4		✓		0.282				184	
18	L70791-09	CP-SD-10-0-1.5			97.5		✓		0.261				196	
19	L70791-10	CP-SD-10-1.5-3.0			97.6		✓		0.272				188	
20	L70791-11	CP-SD-09-0-1.5			94.2		✓		0.283				188	
21	L70791-12	CP-SD-09-1.5-3.0			95.8		✓		0.280				186	
22	L70791-13	OD-SD-01-0-1.5			96		✓		0.288				181	

Report Comments: SX L70791-04 cracked. Transfered SX to new jar. JWS 8/8/08

Internal Comments

AREV: PMC 8.11.08
Initials, Date

SREV: 8.14.08
Initials, Date

81508

8-12-08

HG-T-846

WG249682

ACZ Laboratories, Inc

QC List Type: QC-CV-SM
QCListMatClass: SOLID
Bench Sheet List: I-CV-T-846
QC Ref: HG-T-846-S
Group ID: MA-G-HG-T-846-S
Method Ref: M7470A
SOP Ref: SOPII005

Instrument ID: HYDRA
Analyst:
ACZ Dept: 33
Create Date: 8/8/2008 12:00:25 PM
Start Date/Time:
End Date/Time:

SEQ	ACZ ID	Client ID	SubSX	Pri	PSolid	TSolid	HGT846	Mercury (mg/L)	sample weight (g)	% solid (%)	prep dilution factor	instrument dilution factor	final dilution factor	Comments
23	L70791-14	OD-SD-01-1.5-3.0			96.4		✓		0.289				179	
24	L70791-15	OD-SD-02-0-1.5			95.1		✓		0.259				203	
25	WG249682CCV2	II080721-4					✓							
26	WG249682CCB2	NONE					✓							
27	L70791-16	OD-SD-02-1.5-3.0			97.8		✓		0.261		JWS 8/8/08		190	
28	L70791-17	OD-SD-04-0-1.5			95.9		✓	JWS 8/8/08	~~0.294~~	0.294			177	PMC 8.11.08
29	L70791-18	OD-SD-04-1.5-3.0			97.9		✓		0.265				193	
30	L70791-19	OD-SD-03-0-1.5			95.7		✓		0.296				177	
31	L70791-20	OD-SD-03-1.5-3.0			95.7		✓		0.266				196	
32	WG249682CCV3	II080721-4					✓							
33	WG249682CCB3	NONE					✓							

Report Comments:

Internal Comments

AREV:
Initials, Date

SREV:
Initials, Date

81508

HG-T-846

QC List Type: QC-CV-SM
QCListMatClass: SOLID
Bench Sheet List: I-CV-T-846
QC Ref: HG-T-846-S
Group ID: MA-G-HG-T-846-S
Method Ref: M7470A
SOP Ref: SOPII005

WG249682

ACZ Laboratories, Inc

Instrument ID: HYDRA
Analyst:
ACZ Dept: 33
Create Date: 8/8/2008 12:00:25 PM
Start Date/Time:
End Date/Time:

Sample	Login Comments
L70791-01	16OZ SJ(INORG WALKIN)
L70791-02	16OZ SJ(INORG WALKIN)
L70791-03	16OZ SJ(INORG WALKIN)
L70791-04	16OZ SJ(INORG WALKIN)
L70791-05	16OZ SJ(INORG WALKIN)
L70791-06	16OZ SJ(INORG WALKIN)
L70791-07	16OZ SJ(INORG WALKIN)
L70791-08	16OZ SJ(INORG WALKIN)
L70791-09	16OZ SJ(INORG WALKIN)
L70791-10	16OZ SJ(INORG WALKIN)
L70791-11	16OZ SJ(INORG WALKIN)
L70791-12	16OZ SJ(INORG WALKIN)
L70791-13	16OZ SJ(INORG WALKIN)
L70791-14	16OZ SJ(INORG WALKIN)
L70791-15	16OZ SJ(INORG WALKIN)
L70791-16	16OZ SJ(INORG WALKIN)
L70791-17	16OZ SJ(INORG WALKIN)
L70791-18	16OZ SJ(INORG WALKIN)
L70791-19	16OZ SJ(INORG WALKIN)
L70791-20	16OZ SJ(INORG WALKIN)

Report Comments:

Internal Comments

AREV:
Initials, Date

SREV:
Initials, Date

81508

ACZ Laboratories, Inc.
FIMS/FIAS DATA REVIEW CHECKLIST

Data Reviewer: PMC
Date: 8-11-08

Approved: [signature]
Date: 8-12-08

Work Group: 249682
Sample Type: Hg-T-846
Analysis Date: 8-11-08
Analyst: PMC

	Yes	No	N/A
1.) Does the instrument calibration meet the specified method criteria? (r ≥ 0.995)	✓		
2.) Was the low calibration standard dropped? If Yes, notify PM of change to PQL.		✓	
3.) Are all of the QC critera listed in LIMS within the acceptance limits?	✓		
4.) Are "H" flags for missed hold time appropriate?			✓
5.) Are all samples requiring re-analysis / re-digestion at REDO / REDX status?			✓
6.) Are all dilution factors correctly calculated and uploaded? (Soil, Sludge, Water)	✓		
7.) Is any sample prepped / analyzed on dilution appropriately "D" qualified (except o-cal)?			✓
8.) Are dilutions for o-cals in the appropriate range? (explain if "B" or "U" is reported)			✓
9.) Is the correct sub-sample type entered on the bench sheet (if different than SOP)?			✓
10.) Are all errors properly corrected (i.e. single-line crossout, dated & initialed)?	✓		
11.) Is a current standard/reagent sheet attached to the workgroup?	✓		
12.) **FOR SREV**: QA/QC approval for initial training or 2 sets of initials for WG & LIMS?	✓		

Continuing Calibration? NO Cal WG#: NONE Digest Time In: 7:34 / 8:35

Digest Date: 8-8-08 Digest Temp: 92°C Digest Time Out: 7:36 / 9:05

For any of the items listed above that are checked "No" state the corrective action/explanation below.

QC/Sample ID	Analytical Problem	Corrective action
	All Passing	

Comments:

FRMII011.09.07.10

```
Line   Conc.  Units     SD/RSD      1       2       3       4       5
-------------------------------------------------------------------------------

*** Standard: 1 Rep: 1              Seq:  1       14:03:58 11 Aug 08   HG

Hg    .000    ppb      -149

*** Standard: 2 Rep: 1              Seq:  2       14:06:02 11 Aug 08   HG

Hg    1.00    ppb      2577

*** Standard: 3 Rep: 1              Seq:  3       14:08:08 11 Aug 08   HG

Hg    5.00    ppb      13651

*** Standard: 4 Rep: 1              Seq:  4       14:10:35 11 Aug 08   HG

Hg    10.0    ppb      27628

*** Standard: 5 Rep: 1              Seq:  5       14:13:01 11 Aug 08   HG

Hg    20.0    ppb      54939

*** Check Standard: 2  Ck2ICV/CCV   Seq:  6       14:16:35 11 Aug 08   HG
Line  Flag  %Rcv.   Found    True  Units      SD/RSD
Hg          96.8     9.65    9.96  ppb         .000

*** Check Standard: 1  Ck1ICB/CCB   Seq:  7       14:18:38 11 Aug 08   HG
Line  Flag  Found Range(+/-) Units      SD/RSD
Hg         -.010     .600     ppb        .000

*** Sample ID: G249682PBS            Seq:  8       14:20:51 11 Aug 08   HG
                            WG249682PBS
Hg    .075    ppb       .000      .075

*** Sample ID: 249682LCSS           Seq:  9       14:23:05 11 Aug 08   HG
                            WG249682LCSS
Hg    6.38    ppb       .000      6.38

*** Sample ID: 49682LCSSD           Seq:  10      14:25:09 11 Aug 08   HG
                            WG249682LCSSD
Hg    7.25    ppb       .000      7.25

*** Sample ID: L70791-01            Seq:  11      14:27:22 11 Aug 08   HG
                            L70791-01
Hg    .100    ppb       .000      .100

*** Sample ID: 70791-01MS           Seq:  12      14:29:50 11 Aug 08   HG
                            L70791-01MS
Hg    4.81    ppb       .000      4.81
```

```
Line   Conc.  Units     SD/RSD      1       2       3       4       5
-----------------------------------------------------------------------------

*** Sample ID: 0791-01MSD            Seq:  13     14:31:56 11 Aug 08   HG
                            L70791-01MSD
Hg    4.94    ppb       .000      4.94

*** Sample ID: L70791-02             Seq:  14     14:34:04 11 Aug 08   HG
                            L70791-02
Hg    .065    ppb       .000      .065

*** Sample ID: L70791-03             Seq:  15     14:36:08 11 Aug 08   HG
                            L70791-03
Hg    .126    ppb       .000      .126

*** Sample ID: L70791-04             Seq:  16     14:38:13 11 Aug 08   HG
                            L70791-04
Hg    .122    ppb       .000      .122

*** Sample ID: L70791-05             Seq:  17     14:40:20 11 Aug 08   HG
                            L70791-05
Hg    .141    ppb       .000      .141

*** Check Standard: 2  Ck2ICV/CCV   Seq:  18     14:42:43 11 Aug 08   HG
Line  Flag  %Rcv.   Found    True  Units      SD/RSD
Hg          96.0     9.56    9.96   ppb        .000

*** Check Standard: 1  Ck1ICB/CCB   Seq:  19     14:44:46 11 Aug 08   HG
Line  Flag  Found Range(+/-) Units      SD/RSD
Hg          .060     .600     ppb        .000

*** Sample ID: L70791-06             Seq:  20     14:47:05 11 Aug 08   HG
                            L70791-06
Hg    .107    ppb       .000      .107

*** Sample ID: L70791-07             Seq:  21     14:49:08 11 Aug 08   HG
                            L70791-07
Hg    .117    ppb       .000      .117

*** Sample ID: L70791-08             Seq:  22     14:51:24 11 Aug 08   HG
                            L70791-08
Hg    .099    ppb       .000      .099

*** Sample ID: L70791-09             Seq:  23     14:53:37 11 Aug 08   HG
                            L70791-09
Hg    .074    ppb       .000      .074

*** Sample ID: L70791-10             Seq:  24     14:55:50 11 Aug 08   HG
                            L70791-10
Hg    .086    ppb       .000      .086
```

```
Line   Conc.  Units     SD/RSD      1       2       3       4       5
-------------------------------------------------------------------------------

*** Sample ID: L70791-11              Seq:  25     14:58:11 11 Aug 08   HG
                            L70791-11
Hg    .123    ppb       .000      .123

*** Sample ID: L70791-12              Seq:  26     15:00:18 11 Aug 08   HG
                            L70791-12
Hg    .091    ppb       .000      .091

*** Sample ID: L70791-13              Seq:  27     15:03:08 11 Aug 08   HG
                            L70791-13
Hg    .160    ppb       .000      .160

*** Sample ID: L70791-14              Seq:  28     15:05:32 11 Aug 08   HG
                            L70791-14
Hg    .112    ppb       .000      .112

*** Sample ID: L70791-15              Seq:  29     15:08:06 11 Aug 08   HG
                            L70791-15
Hg    .147    ppb       .000      .147

*** Check Standard: 2  Ck2ICV/CCV   Seq:  30      15:10:12 11 Aug 08   HG
Line  Flag  %Rcv.   Found    True  Units      SD/RSD
Hg          94.6     9.43    9.96   ppb        .000

*** Check Standard: 1  Ck1ICB/CCB   Seq:  31      15:13:16 11 Aug 08   HG
Line  Flag  Found Range(+/-) Units      SD/RSD
Hg          .034     .600     ppb        .000

*** Sample ID: L70791-16              Seq:  32     15:15:19 11 Aug 08   HG
                            L70791-16
Hg    .108    ppb       .000      .108

*** Sample ID: L70791-17              Seq:  33     15:17:35 11 Aug 08   HG
                            L70791-17
Hg    .125    ppb       .000      .125

*** Sample ID: L70791-18              Seq:  34     15:19:39 11 Aug 08   HG
                            L70791-18
Hg    .118    ppb       .000      .118

*** Sample ID: L70791-19              Seq:  35     15:21:52 11 Aug 08   HG
                            L70791-19
Hg    .171    ppb       .000      .171

*** Sample ID: L70791-20              Seq:  36     15:23:56 11 Aug 08   HG
                            L70791-20
Hg    .230    ppb       .000      .230
```

Line	Conc.	Units	SD/RSD	1	2	3	4	5

*** Check Standard: 2 Ck2ICV/CCV Seq: 37 15:26:03 11 Aug 08 HG

Line	Flag	%Rcv.	Found	True	Units	SD/RSD
Hg		96.5	9.61	9.96	ppb	.000

*** Check Standard: 1 Ck1ICB/CCB Seq: 38 15:28:16 11 Aug 08 HG

Line	Flag	Found	Range(+/-)	Units	SD/RSD
Hg		.007	.600	ppb	.000

```
Line   Conc.  Units     SD/RSD      1       2       3       4       5
-------------------------------------------------------------------------------

*** Check Standard: 2  Ck2ICV/CCV   Seq:  6       14:16:35 11 Aug 08   HG
Line  Flag             Intensities
Hg                     26473
                                                                              =
*** Check Standard: 1  Ck1ICB/CCB   Seq:  7       14:18:38 11 Aug 08   HG
Line  Flag             Intensities
Hg                     -151
                                                                              =
*** Sample ID: G249682PBS            Seq:  8      14:20:51 11 Aug 08   HG
                           WG249682PBS
Hg    .075    ppb      84
                                                                              =
===============================================================================
*** Sample ID: 249682LCSS            Seq:  9      14:23:05 11 Aug 08   HG
                           WG249682LCSS
Hg    6.38    ppb      17472
                                                                              =
===============================================================================
*** Sample ID: 49682LCSSD            Seq:  10     14:25:09 11 Aug 08   HG
                           WG249682LCSSD
Hg    7.25    ppb      19864
                                                                              =
===============================================================================
*** Sample ID: L70791-01             Seq:  11     14:27:22 11 Aug 08   HG
                           L70791-01
Hg    .100    ppb      151
                                                                              =
===============================================================================
*** Sample ID: 70791-01MS            Seq:  12     14:29:50 11 Aug 08   HG
                           L70791-01MS
Hg    4.81    ppb      13132
                                                                              =
===============================================================================
*** Sample ID: 0791-01MSD            Seq:  13     14:31:56 11 Aug 08   HG
                           L70791-01MSD
Hg    4.94    ppb      13495
                                                                              =
===============================================================================
*** Sample ID: L70791-02             Seq:  14     14:34:04 11 Aug 08   HG
                           L70791-02
Hg    .065    ppb      56
                                                                              =
===============================================================================
*** Sample ID: L70791-03             Seq:  15     14:36:08 11 Aug 08   HG
                           L70791-03
Hg    .126    ppb      223
                                                                              =
===============================================================================
```

```
Line   Conc.  Units     SD/RSD      1       2       3       4       5
-------------------------------------------------------------------------------

*** Sample ID: L70791-04             Seq:  16     14:38:13 11 Aug 08   HG
                          L70791-04
Hg    .122    ppb      214
                                                                              =
===============================================================================
*** Sample ID: L70791-05             Seq:  17     14:40:20 11 Aug 08   HG
                          L70791-05
Hg    .141    ppb      265
                                                                              =
*** Check Standard: 2  Ck2ICV/CCV   Seq:  18     14:42:43 11 Aug 08   HG
Line  Flag             Intensities
Hg                     26248
                                                                              =
*** Check Standard: 1  Ck1ICB/CCB   Seq:  19     14:44:46 11 Aug 08   HG
Line  Flag             Intensities
Hg                     43
                                                                              =
*** Sample ID: L70791-06             Seq:  20     14:47:05 11 Aug 08   HG
                          L70791-06
Hg    .107    ppb      171
                                                                              =
===============================================================================
*** Sample ID: L70791-07             Seq:  21     14:49:08 11 Aug 08   HG
                          L70791-07
Hg    .117    ppb      198
                                                                              =
===============================================================================
*** Sample ID: L70791-08             Seq:  22     14:51:24 11 Aug 08   HG
                          L70791-08
Hg    .099    ppb      150
                                                                              =
===============================================================================
*** Sample ID: L70791-09             Seq:  23     14:53:37 11 Aug 08   HG
                          L70791-09
Hg    .074    ppb      81
                                                                              =
===============================================================================
*** Sample ID: L70791-10             Seq:  24     14:55:50 11 Aug 08   HG
                          L70791-10
Hg    .086    ppb      113
                                                                              =
===============================================================================
*** Sample ID: L70791-11             Seq:  25     14:58:11 11 Aug 08   HG
                          L70791-11
Hg    .123    ppb      216
                                                                              =
===============================================================================
```

POST-RUN REPORT

```
Line   Conc.  Units     SD/RSD      1       2       3       4       5
-------------------------------------------------------------------------------

*** Sample ID: L70791-12             Seq:  26     15:00:18 11 Aug 08   HG
                            L70791-12
Hg    .091    ppb      127
                                                                              =
===============================================================================
*** Sample ID: L70791-13             Seq:  27     15:03:08 11 Aug 08   HG
                            L70791-13
Hg    .160    ppb      317
                                                                              =
===============================================================================
*** Sample ID: L70791-14             Seq:  28     15:05:32 11 Aug 08   HG
                            L70791-14
Hg    .112    ppb      184
                                                                              =
===============================================================================
*** Sample ID: L70791-15             Seq:  29     15:08:06 11 Aug 08   HG
                            L70791-15
Hg    .147    ppb      282
                                                                              =
*** Check Standard: 2  Ck2ICV/CCV   Seq:  30      15:10:12 11 Aug 08   HG
Line  Flag             Intensities
Hg                     25865
                                                                              =
*** Check Standard: 1  Ck1ICB/CCB   Seq:  31      15:13:16 11 Aug 08   HG
Line  Flag             Intensities
Hg                     -30
                                                                              =
*** Sample ID: L70791-16             Seq:  32     15:15:19 11 Aug 08   HG
                            L70791-16
Hg    .108    ppb      175
                                                                              =
===============================================================================
*** Sample ID: L70791-17             Seq:  33     15:17:35 11 Aug 08   HG
                            L70791-17
Hg    .125    ppb      222
                                                                              =
===============================================================================
*** Sample ID: L70791-18             Seq:  34     15:19:39 11 Aug 08   HG
                            L70791-18
Hg    .118    ppb      203
                                                                              =
===============================================================================
*** Sample ID: L70791-19             Seq:  35     15:21:52 11 Aug 08   HG
                            L70791-19
Hg    .171    ppb      347
                                                                              =
===============================================================================
```

```
Line   Conc.  Units     SD/RSD      1       2       3       4       5
-----------------------------------------------------------------------------

*** Sample ID: L70791-20            Seq:  36     15:23:56 11 Aug 08   HG
                          L70791-20
Hg    .230    ppb      510
                                                                        =
*** Check Standard: 2  Ck2ICV/CCV   Seq:  37     15:26:03 11 Aug 08   HG
Line  Flag             Intensities
Hg                     26368
                                                                        =
*** Check Standard: 1  Ck1ICB/CCB   Seq:  38     15:28:16 11 Aug 08   HG
Line  Flag             Intensities
Hg                     -103
                                                                        =
```

WinHg Database 1.5

File Utility Help

Protocol 245-1 Dataset/Proto 080811-s/245-1

Protocol | Line info | Cal Curve | Report | Ctrl Chart | Viewer

Reset

Calib Coeffs

New Cal

Update Coeffs

Spike Coeffs

A

B 3.62669e-4

C 4.48241e-2

Rho .999989

Type Linear

☑ Calibrated

☑ Accepted

Accept

µ Abs.
54939

Accepted

New

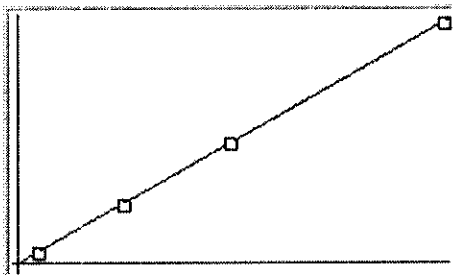

Include S1 Rep 1 ☑

11-Aug-08 14:13 Conc. 20.0

S	Conc.	Calc.	Dev.	Mean	SD or %RSD	Rep 1	Rep 2	Rep 3
01	.00000	-.009	-.009	-150	0	-149		
02	1.0000	.979	-.021	2577	0%	2577		
03	5.0000	5.00	-.004	13651	0%	13651		
04	10.000	10.1	.065	27628	0%	27628		
05	20.000	20.0	-.030	54940	0%	54939		
06								

Ready NUM

ACZ Laboratories, Inc.
Standards/Reagents Information
Mercury (solids) by CVAA

Reagents:		**Expiration**
HNO3	PCN:30276	7/16/2009
HCl	PCN: 30084	6/20/2009
KMnO4	PCN: 28817	11/30/2012
SnCl2	PCN: 29591	4/17/2013
Hydrox	PCN: 29748	5/8/2013
NaCl	PCN: 27957	8/16/2012
PBS (sand)	PCN26555	2/16/2012

Standards:

Cal/Spike Stock intermediate (10 mg/L); Traceable through spike SCN on benchsheet.
(same 10mg/L intermediate used for spikes and cal. standards).

ACZ Laboratories, Inc.
2773 Downhill Drive Steamboat Springs, CO 80487 (800) 334-5493

Workgroup Review and Approval

WG249682

Date Reported: 12-Aug-08
Run ID: R623877
Date Analyzed: 11-Aug-08
ICAL Workgroup:
Instrument ID: HYDRA

WG249682ICV

Tag: Measured: 8/11/2008 2:16:35 PM

Status	Parm_Stored	Type	Value	Dil	Qual	Units	Appv	MDL	RDL	Text Value	Ext Qual
SREV	MERCURY	FOUND	0.00965	1		mg/L	++	0.0002	0.001		
SREV	MERCURY	REC	96.3	1		%	++	0.0002	0.001		

WG249682ICB

Tag: Measured: 8/11/2008 2:18:38 PM

Status	Parm_Stored	Type	Value	Dil	Qual	Units	Appv	MDL	RDL	Text Value	Ext Qual
SREV	MERCURY	FOUND		1	U	mg/L	++	0.0002	0.001		

WG249682PBS

Tag: Measured: 8/11/2008 2:20:51 PM

Status	Parm_Stored	Type	Value	Dil	Qual	Units	Appv	MDL	RDL	Text Value	Ext Qual
SREV	MERCURY	FOUND		174	U	mg/Kg	++	0.03	0.2		

WG249682LCSS

Tag: Measured: 8/11/2008 2:23:05 PM

Status	Parm_Stored	Type	Value	Dil	Qual	Units	Appv	MDL	RDL	Text Value	Ext Qual
SREV	MERCURY	FOUND	4.56	714		mg/Kg	++	0.1	0.7		
SREV	MERCURY	REC	78.6	714		%	++	0.1	0.7		

WG249682LCSSD

Tag: Measured: 8/11/2008 2:25:09 PM

Status	Parm_Stored	Type	Value	Dil	Qual	Units	Appv	MDL	RDL	Text Value	Ext Qual
SREV	MERCURY	FOUND	5.16	712		mg/Kg	++	0.1	0.7		
SREV	MERCURY	REC	89	712		%	++	0.1	0.7		
SREV	MERCURY	RPD	12.3	712		%	++	0.1	0.7		

L70791-01

Tag: Measured: 8/11/2008 2:27:22 PM

Status	Parm_Stored	Type	Value	Dil	Qual	Units	Appv	MDL	RDL	Text Value	Ext Qual
SREV	MERCURY	HG-T-846		200	U	mg/Kg	++	0.04	0.2		

L70791-01MS

Tag: Measured: 8/11/2008 2:29:50 PM

Status	Parm_Stored	Type	Value	Dil	Qual	Units	Appv	MDL	RDL	Text Value	Ext Qual
SREV	MERCURY	FOUND	0.952	198		mg/Kg	++	0.04	0.2		
SREV	MERCURY	REC	96.2	198		%	++	0.04	0.2		

L70791-01MSD

Tag: Measured: 8/11/2008 2:31:56 PM

Status	Parm_Stored	Type	Value	Dil	Qual	Units	Appv	MDL	RDL	Text Value	Ext Qual
SREV	MERCURY	FOUND	0.988	200		mg/Kg	++	0.04	0.2		
SREV	MERCURY	REC	98.8	200		%	++	0.04	0.2		
SREV	MERCURY	RPD	3.71	200		%	++	0.04	0.2		

L70791-02 Tag: Measured: 8/11/2008 2:34:04 PM

Status	Parm_Stored	Type	Value	Dil	Qual	Units	Appv	MDL	RDL	Text Value	Ext Qual
SREV	MERCURY	HG-T-846		181	U	mg/Kg	++	0.04	0.2		

L70791-03 Tag: Measured: 8/11/2008 2:36:08 PM

Status	Parm_Stored	Type	Value	Dil	Qual	Units	Appv	MDL	RDL	Text Value	Ext Qual
SREV	MERCURY	HG-T-846		184	U	mg/Kg	++	0.04	0.2		

L70791-04 Tag: Measured: 8/11/2008 2:38:13 PM

Status	Parm_Stored	Type	Value	Dil	Qual	Units	Appv	MDL	RDL	Text Value	Ext Qual
SREV	MERCURY	HG-T-846		198	U	mg/Kg	++	0.04	0.2		

L70791-05 Tag: Measured: 8/11/2008 2:40:20 PM

Status	Parm_Stored	Type	Value	Dil	Qual	Units	Appv	MDL	RDL	Text Value	Ext Qual
SREV	MERCURY	HG-T-846		191	U	mg/Kg	++	0.04	0.2		

WG249682CCV1 Tag: Measured: 8/11/2008 2:42:43 PM

Status	Parm_Stored	Type	Value	Dil	Qual	Units	Appv	MDL	RDL	Text Value	Ext Qual
SREV	MERCURY	FOUND	0.00956	1		mg/L	++	0.0002	0.001		
SREV	MERCURY	REC	95.4	1		%	++	0.0002	0.001		

WG249682CCB1 Tag: Measured: 8/11/2008 2:44:46 PM

Status	Parm_Stored	Type	Value	Dil	Qual	Units	Appv	MDL	RDL	Text Value	Ext Qual
SREV	MERCURY	FOUND		1	U	mg/L	++	0.0002	0.001		

L70791-06 Tag: Measured: 8/11/2008 2:47:05 PM

Status	Parm_Stored	Type	Value	Dil	Qual	Units	Appv	MDL	RDL	Text Value	Ext Qual
SREV	MERCURY	HG-T-846		198	U	mg/Kg	++	0.04	0.2		

L70791-07 Tag: Measured: 8/11/2008 2:49:08 PM

Status	Parm_Stored	Type	Value	Dil	Qual	Units	Appv	MDL	RDL	Text Value	Ext Qual
SREV	MERCURY	HG-T-846		199	U	mg/Kg	++	0.04	0.2		

L70791-08 Tag: Measured: 8/11/2008 2:51:24 PM

Status	Parm_Stored	Type	Value	Dil	Qual	Units	Appv	MDL	RDL	Text Value	Ext Qual
SREV	MERCURY	HG-T-846		184	U	mg/Kg	++	0.04	0.2		

L70791-09 Tag: Measured: 8/11/2008 2:53:37 PM

Status	Parm_Stored	Type	Value	Dil	Qual	Units	Appv	MDL	RDL	Text Value	Ext Qual
SREV	MERCURY	HG-T-846		196	U	mg/Kg	++	0.04	0.2		

L70791-10 Tag: Measured: 8/11/2008 2:55:50 PM

Status	Parm_Stored	Type	Value	Dil	Qual	Units	Appv	MDL	RDL	Text Value	Ext Qual
SREV	MERCURY	HG-T-846		188	U	mg/Kg	++	0.04	0.2		

L70791-11 Tag: Measured: 8/11/2008 2:58:11 PM

Status	Parm_Stored	Type	Value	Dil	Qual	Units	Appv	MDL	RDL	Text Value	Ext Qual
SREV	MERCURY	HG-T-846		188	U	mg/Kg	++	0.04	0.2		

L70791-12 Tag: Measured: 8/11/2008 3:00:18 PM

Status	Parm_Stored	Type	Value	Dil	Qual	Units	Appv	MDL	RDL	Text Value	Ext Qual
SREV	MERCURY	HG-T-846		186	U	mg/Kg	++	0.04	0.2		

L70791-13 Tag: Measured: 8/11/2008 3:03:08 PM

Status	Parm_Stored	Type	Value	Dil	Qual	Units	Appv	MDL	RDL	Text Value	Ext Qual
SREV	MERCURY	HG-T-846		181	U	mg/Kg	++	0.04	0.2		

L70791-14 Tag: Measured: 8/11/2008 3:05:32 PM

Status	Parm_Stored	Type	Value	Dil	Qual	Units	Appv	MDL	RDL	Text Value	Ext Qual
SREV	MERCURY	HG-T-846		179	U	mg/Kg	++	0.04	0.2		

L70791-15 Tag: Measured: 8/11/2008 3:08:06 PM

Status	Parm_Stored	Type	Value	Dil	Qual	Units	Appv	MDL	RDL	Text Value	Ext Qual
SREV	MERCURY	HG-T-846		203	U	mg/Kg	++	0.04	0.2		

WG249682CCV2 Tag: Measured: 8/11/2008 3:10:12 PM

Status	Parm_Stored	Type	Value	Dil	Qual	Units	Appv	MDL	RDL	Text Value	Ext Qual
SREV	MERCURY	FOUND	0.00943	1		mg/L	++	0.0002	0.001		
SREV	MERCURY	REC	94.1	1		%	++	0.0002	0.001		

WG249682CCB2 Tag: Measured: 8/11/2008 3:13:16 PM

Status	Parm_Stored	Type	Value	Dil	Qual	Units	Appv	MDL	RDL	Text Value	Ext Qual
SREV	MERCURY	FOUND		1	U	mg/L	++	0.0002	0.001		

L70791-16 Tag: Measured: 8/11/2008 3:15:19 PM

Status	Parm_Stored	Type	Value	Dil	Qual	Units	Appv	MDL	RDL	Text Value	Ext Qual
SREV	MERCURY	HG-T-846		190	U	mg/Kg	++	0.04	0.2		

L70791-17 Tag: Measured: 8/11/2008 3:17:35 PM

Status	Parm_Stored	Type	Value	Dil	Qual	Units	Appv	MDL	RDL	Text Value	Ext Qual
SREV	MERCURY	HG-T-846		177	U	mg/Kg	++	0.04	0.2		

L70791-18 Tag: Measured: 8/11/2008 3:19:39 PM

Status	Parm_Stored	Type	Value	Dil	Qual	Units	Appv	MDL	RDL	Text Value	Ext Qual
SREV	MERCURY	HG-T-846		193	U	mg/Kg	++	0.04	0.2		

L70791-19 Tag: Measured: 8/11/2008 3:21:52 PM

Status	Parm_Stored	Type	Value	Dil	Qual	Units	Appv	MDL	RDL	Text Value	Ext Qual
SREV	MERCURY	HG-T-846		177	U	mg/Kg	++	0.04	0.2		

L70791-20 Tag: Measured: 8/11/2008 3:23:56 PM

Status	Parm_Stored	Type	Value	Dil	Qual	Units	Appv	MDL	RDL	Text Value	Ext Qual
SREV	MERCURY	HG-T-846	0.05	196	B	mg/Kg	++	0.04	0.2		

WG249682CCV3 Tag: Measured: 8/11/2008 3:26:03 PM

Status	Parm_Stored	Type	Value	Dil	Qual	Units	Appv	MDL	RDL	Text Value	Ext Qual
SREV	MERCURY	FOUND	0.00961	1		mg/L	++	0.0002	0.001		
SREV	MERCURY	REC	95.9	1		%	++	0.0002	0.001		

WG249682CCB3 Tag: Measured: 8/11/2008 3:28:16 PM

Status	Parm_Stored	Type	Value	Dil	Qual	Units	Appv	MDL	RDL	Text Value	Ext Qual
SREV	MERCURY	FOUND		1	U	mg/L	++	0.0002	0.001		

3050 ICP ICPMS

WG249661

ACZ Laboratories, Inc

QC List Type: I-X-3050
QCListMatClass: SOLID
Bench Sheet List: I-X-3050
QC Ref: SP-3050MSICP
Group ID: SP-G-3050-MSICP
Method Ref: M3050B
SOP Ref: SOPSO28/SO

Instrument ID: SOILSPREP
Analyst: MJC/LWT
ACZ Dept: 20
Create Date: 8/8/2008 9:47:13 AM
Start Date/Time: 8/8/2008 12:00:00 PM
End Date/Time: 8/8/2008 5:00:00 PM

SEQ	ACZ ID	Client ID	SubSX	Pri	Analysis Date	Sample Weight (g)	HNO3 (mL)	H2O2 (mL)	HCl (mL)	Soil Extract Volume (mL)	SCN Volume (mL)	Dilution	Comments
1	WG249661PBS	NONE	<2000		08/08/08 12:00	0.5	7.5	5	5	50		100	
2	WG249661LCSS	PCN30289	<2000		08/08/08 12:11	0.5	7.5	5	5	50		100	
3	WG249661LCSSD	PCN30289	<2000		08/08/08 12:23	0.5	7.5	5	5	50		100	
4	L70791-01	CP-Q09-0-1	<2000		08/08/08 12:34	0.5	7.5	5	5	50		100	
5	L70791-01MS	MS080707-3	<2000		08/08/08 12:46	0.5	7.5	5	5	50	0.25	100	
6	L70791-01MSD	MS080707-3	<2000		08/08/08 12:57	0.5	7.5	5	5	50	0.25	100	
7	L70791-02	CP-Q09-1-3	<2000		08/08/08 13:09	0.5	7.5	5	5	50		100	
8	L70791-03	CP-SD-07-0-1.5	<2000		08/08/08 13:20	0.5	7.5	5	5	50		101	
9	L70791-04	CP-SD-07-1.5-3.0	<2000		08/08/08 13:32	0.5	7.5	5	5	50		100	
10	L70791-05	CP-P12-0-1	<2000		08/08/08 13:43	0.5	7.5	5	5	50		100	
11	L70791-06	CP-P12-1-3	<2000		08/08/08 13:55	0.5	7.5	5	5	50		101	
12	L70791-07	CP-SD-08-0-1.5	<2000		08/08/08 14:06	0.5	7.5	5	5	50		101	
13	L70791-08	CP-SD-08-1.5-3.0	<2000		08/08/08 14:18	0.5	7.5	5	5	50		100	
14	L70791-09	CP-SD-10-0-1.5	<2000		08/08/08 14:29	0.5	7.5	5	5	50		100	
15	L70791-10	CP-SD-10-1.5-3.0	<2000		08/08/08 14:41	0.5	7.5	5	5	50		100	
16	L70791-11	CP-SD-09-0-1.5	<2000		08/08/08 14:53	0.5	7.5	5	5	50		100	
17	L70791-12	CP-SD-09-1.5-3.0	<2000		08/08/08 15:04	0.5	7.5	5	5	50		100	
18	L70791-13	OD-SD-01-0-1.5	<2000		08/08/08 15:16	0.5	7.5	5	5	50		100	
19	L70791-14	OD-SD-01-1.5-3.0	<2000		08/08/08 15:27	0.5	7.5	5	5	50		100	
20	L70791-15	OD-SD-02-0-1.5	<2000		08/08/08 15:39	0.5	7.5	5	5	50		100	
21	L70791-16	OD-SD-02-1.5-3.0	<2000		08/08/08 15:50	0.5	7.5	5	5	50		100	
22	L70791-17	OD-SD-04-0-1.5	<2000		08/08/08 16:02	0.5	7.5	5	5	50		100	
23	L70791-18	OD-SD-04-1.5-3.0	<2000		08/08/08 16:13	0.5	7.5	5	5	50		100	

Report Comments:

Internal Comments

AREV: LWT 8-8-08
Initials, Date

SREV: BR 8/9/08
Initials, Date

81508

DR 8-11-08

3050 ICP ICPMS

WG249661

ACZ Laboratories, Inc

QC List Type: I-X-3050
QCListMatClass: SOLID
Bench Sheet List: I-X-3050
QC Ref: SP-3050MSICP
Group ID: SP-G-3050-MSICP
Method Ref: M3050B
SOP Ref: SOPSO28/SO

Instrument ID: SOILSPREP
Analyst: MJC/LWT
ACZ Dept: 20
Create Date: 8/8/2008 9:47:13 AM
Start Date/Time: 8/8/2008 12:00:00 PM
End Date/Time: 8/8/2008 5:00:00 PM

SEQ	ACZ ID	Client ID	SubSX	Pri	Analysis Date	Sample Weight (g)	HNO3 (mL)	H2O2 (mL)	HCl (mL)	Soil Extract Volume (mL)	SCN Volume (mL)	Dilution	Comments
24	L70791-19	OD-SD-03-0-1.5	<2000		08/08/08 16:25	0.5	7.5	5	5	50		100	
25	L70791-20	OD-SD-03-1.5-3.0	<2000		08/08/08 16:36	0.5	7.5	5	5	50		100	
26	L70791-20MS	II080730-2	<2000		08/08/08 16:48	0.5	7.5	5	5	50	0.5	100	
27	L70791-20MSD	II080730-2	<2000		08/08/08 16:59	0.5	7.5	5	5	50	0.5	100	

Sample	Login Comments
L70791-01	16OZ SJ(INORG WALKIN)
L70791-02	16OZ SJ(INORG WALKIN)
L70791-03	16OZ SJ(INORG WALKIN)
L70791-04	16OZ SJ(INORG WALKIN)
L70791-05	16OZ SJ(INORG WALKIN)
L70791-06	16OZ SJ(INORG WALKIN)
L70791-07	16OZ SJ(INORG WALKIN)
L70791-08	16OZ SJ(INORG WALKIN)
L70791-09	16OZ SJ(INORG WALKIN)
L70791-10	16OZ SJ(INORG WALKIN)
L70791-11	16OZ SJ(INORG WALKIN)
L70791-12	16OZ SJ(INORG WALKIN)
L70791-13	16OZ SJ(INORG WALKIN)
L70791-14	16OZ SJ(INORG WALKIN)
L70791-15	16OZ SJ(INORG WALKIN)
L70791-16	16OZ SJ(INORG WALKIN)
L70791-17	16OZ SJ(INORG WALKIN)
L70791-18	16OZ SJ(INORG WALKIN)
L70791-19	16OZ SJ(INORG WALKIN)
L70791-20	16OZ SJ(INORG WALKIN)
L70791-20MS	ICP Spike
L70791-20MSD	ICP Spike

Report Comments:

AREV:
Initials, Date

Internal Comments

SREV:
Initials, Date

81508

ACZ Laboratories, Inc.
Geochemistry Department
Data Review and Reagents

Data Reviewer: LWT
Date: 8-8-08

Approved: BJR
Date: 8/9/08

Analyst: MJC/LWT

Workgroup: 249661

Analysis Date: 8-8-08

Sample type used: Soil

Extraction / Digestion / Analysis / Prep / Calc:

	Yes	No	N/A
1. Is the raw data checked to the computer printout for transcription errors?	X		
2. Is the %solid or TS attached for dilution factors?	X		
3. Were proper volumes of reagents used per final volume?	X		
4. Was the proper sub-sample used (as received, <2000, <500, <250, dry)?	X		
5.Were the dilution factor calculation checked (final volume, weight, %solid)?	X		
6. Did the RPD pass?			X
7. Does all the spike information correlate with each other?	X		
8. Is the appropriate spike in the computer-designated line?	X		
9. Are all errors properly corrected (single-line crossout, dated & initialed)?	X		
10. Is the standard/reagent information complete and current?	X		
FOR SREV: QA/QC approval for initial training or 2 sets of initials for WG & LIMS?			

Standard/Reagent	PCN/SCN	Expiration Date
HNO_3	30278	3-16-09
H_2O_2	30128 / 30129	6-26-09 / 6-26-09
HCL	30272	7-16-09

Comments:

FRMSO010.05.07.06

ACZ Laboratories, Inc.
2773 Downhill Drive Steamboat Springs, CO 80487 (800) 334-5493

Workgroup Review and Approval

WG249661

Date Reported: 09-Aug-08
Run ID: R623655
Date Analyzed: 08-Aug-08
ICAL Workgroup:
Instrument ID: SOILSPREP

WG249661PBS

Tag: Measured: 8/8/2008 12:00:00 PM

Status	Parm_Stored	Type	Value	Dil	Qual	Units	Appv	MDL	RDL	Text Value	Ext Qual
SREV	H2O2	PREP	5	100		mL	++				
SREV	HCL	PREP	5	100		mL	++				
SREV	HNO3	PREP	7.5	100		mL	++				
SREV	VOLUME, SOIL EXTRACT	PREP	50	100		mL	++				
SREV	WEIGHT, SAMPLE	PREP	0.5	100		g	++				

WG249661LCSS

Tag: Measured: 8/8/2008 12:11:32 PM

Status	Parm_Stored	Type	Value	Dil	Qual	Units	Appv	MDL	RDL	Text Value	Ext Qual
SREV	H2O2	PREP	5	100		mL	++				
SREV	HCL	PREP	5	100		mL	++				
SREV	HNO3	PREP	7.5	100		mL	++				
SREV	VOLUME, SOIL EXTRACT	PREP	50	100		mL	++				
SREV	WEIGHT, SAMPLE	PREP	0.5	100		g	++				

WG249661LCSSD

Tag: Measured: 8/8/2008 12:23:04 PM

Status	Parm_Stored	Type	Value	Dil	Qual	Units	Appv	MDL	RDL	Text Value	Ext Qual
SREV	H2O2	PREP	5	100		mL	++				
SREV	HCL	PREP	5	100		mL	++				
SREV	HNO3	PREP	7.5	100		mL	++				
SREV	VOLUME, SOIL EXTRACT	PREP	50	100		mL	++				
SREV	WEIGHT, SAMPLE	PREP	0.5	100		g	++				

L70791-01

Tag: Measured: 8/8/2008 12:34:36 PM

Status	Parm_Stored	Type	Value	Dil	Qual	Units	Appv	MDL	RDL	Text Value	Ext Qual
SREV	H2O2	-MS-3050	5	100		mL	++				
SREV	HCL	-MS-3050	5	100		mL	++				
SREV	HNO3	-MS-3050	7.5	100		mL	++				
SREV	VOLUME, SOIL EXTRACT	-MS-3050	50	100		mL	++				
SREV	WEIGHT, SAMPLE	-MS-3050	0.5	100		g	++				

L70791-01MS

Tag: Measured: 8/8/2008 12:46:08 PM

Status	Parm_Stored	Type	Value	Dil	Qual	Units	Appv	MDL	RDL	Text Value	Ext Qual
SREV	H2O2	PREP	5	100		mL	++				
SREV	HCL	PREP	5	100		mL	++				
SREV	HNO3	PREP	7.5	100		mL	++				
SREV	SCN VOLUME	PREP	0.25	100		mL	++				
SREV	VOLUME, SOIL EXTRACT	PREP	50	100		mL	++				
SREV	WEIGHT, SAMPLE	PREP	0.5	100		g	++				

L70791-01MSD

Tag: Measured: 8/8/2008 12:57:40 PM

Status	Parm_Stored	Type	Value	Dil	Qual	Units	Appv	MDL	RDL	Text Value	Ext Qual
SREV	H2O2	PREP	5	100		mL	++				
SREV	HCL	PREP	5	100		mL	++				
SREV	HNO3	PREP	7.5	100		mL	++				
SREV	SCN VOLUME	PREP	0.25	100		mL	++				
SREV	VOLUME, SOIL EXTRACT	PREP	50	100		mL	++				
SREV	WEIGHT, SAMPLE	PREP	0.5	100		g	++				

L70791-02

Tag: Measured: 8/8/2008 1:09:12 PM

Status	Parm_Stored	Type	Value	Dil	Qual	Units	Appv	MDL	RDL	Text Value	Ext Qual
SREV	H2O2	-MS-3050	5	100		mL	++				
SREV	HCL	-MS-3050	5	100		mL	++				
SREV	HNO3	-MS-3050	7.5	100		mL	++				
SREV	VOLUME, SOIL EXTRACT	-MS-3050	50	100		mL	++				
SREV	WEIGHT, SAMPLE	-MS-3050	0.5	100		g	++				

L70791-03

Tag: Measured: 8/8/2008 1:20:44 PM

Status	Parm_Stored	Type	Value	Dil	Qual	Units	Appv	MDL	RDL	Text Value	Ext Qual
SREV	H2O2	-MS-3050	5	101		mL	++				
SREV	HCL	-MS-3050	5	101		mL	++				
SREV	HNO3	-MS-3050	7.5	101		mL	++				
SREV	VOLUME, SOIL EXTRACT	-MS-3050	50	101		mL	++				
SREV	WEIGHT, SAMPLE	-MS-3050	0.5	101		g	++				

L70791-04

Tag: Measured: 8/8/2008 1:32:16 PM

Status	Parm_Stored	Type	Value	Dil	Qual	Units	Appv	MDL	RDL	Text Value	Ext Qual
SREV	H2O2	-MS-3050	5	100		mL	++				
SREV	HCL	-MS-3050	5	100		mL	++				
SREV	HNO3	-MS-3050	7.5	100		mL	++				
SREV	VOLUME, SOIL EXTRACT	-MS-3050	50	100		mL	++				
SREV	WEIGHT, SAMPLE	-MS-3050	0.5	100		g	++				

L70791-05

Tag: Measured: 8/8/2008 1:43:48 PM

Status	Parm_Stored	Type	Value	Dil	Qual	Units	Appv	MDL	RDL	Text Value	Ext Qual
SREV	H2O2	-MS-3050	5	100		mL	++				
SREV	HCL	-MS-3050	5	100		mL	++				
SREV	HNO3	-MS-3050	7.5	100		mL	++				
SREV	VOLUME, SOIL EXTRACT	-MS-3050	50	100		mL	++				
SREV	WEIGHT, SAMPLE	-MS-3050	0.5	100		g	++				

L70791-06 Tag: Measured: 8/8/2008 1:55:20 PM

Status	Parm_Stored	Type	Value	Dil	Qual	Units	Appv	MDL	RDL	Text Value	Ext Qual
SREV	H2O2	-MS-3050	5	101		mL	++				
SREV	HCL	-MS-3050	5	101		mL	++				
SREV	HNO3	-MS-3050	7.5	101		mL	++				
SREV	VOLUME, SOIL EXTRACT	-MS-3050	50	101		mL	++				
SREV	WEIGHT, SAMPLE	-MS-3050	0.5	101		g	++				

L70791-07 Tag: Measured: 8/8/2008 2:06:52 PM

Status	Parm_Stored	Type	Value	Dil	Qual	Units	Appv	MDL	RDL	Text Value	Ext Qual
SREV	H2O2	-MS-3050	5	101		mL	++				
SREV	HCL	-MS-3050	5	101		mL	++				
SREV	HNO3	-MS-3050	7.5	101		mL	++				
SREV	VOLUME, SOIL EXTRACT	-MS-3050	50	101		mL	++				
SREV	WEIGHT, SAMPLE	-MS-3050	0.5	101		g	++				

L70791-08 Tag: Measured: 8/8/2008 2:18:24 PM

Status	Parm_Stored	Type	Value	Dil	Qual	Units	Appv	MDL	RDL	Text Value	Ext Qual
SREV	H2O2	-MS-3050	5	100		mL	++				
SREV	HCL	-MS-3050	5	100		mL	++				
SREV	HNO3	-MS-3050	7.5	100		mL	++				
SREV	VOLUME, SOIL EXTRACT	-MS-3050	50	100		mL	++				
SREV	WEIGHT, SAMPLE	-MS-3050	0.5	100		g	++				

L70791-09 Tag: Measured: 8/8/2008 2:29:56 PM

Status	Parm_Stored	Type	Value	Dil	Qual	Units	Appv	MDL	RDL	Text Value	Ext Qual
SREV	H2O2	-MS-3050	5	100		mL	++				
SREV	HCL	-MS-3050	5	100		mL	++				
SREV	HNO3	-MS-3050	7.5	100		mL	++				
SREV	VOLUME, SOIL EXTRACT	-MS-3050	50	100		mL	++				
SREV	WEIGHT, SAMPLE	-MS-3050	0.5	100		g	++				

L70791-10 Tag: Measured: 8/8/2008 2:41:28 PM

Status	Parm_Stored	Type	Value	Dil	Qual	Units	Appv	MDL	RDL	Text Value	Ext Qual
SREV	H2O2	-MS-3050	5	100		mL	++				
SREV	HCL	-MS-3050	5	100		mL	++				
SREV	HNO3	-MS-3050	7.5	100		mL	++				
SREV	VOLUME, SOIL EXTRACT	-MS-3050	50	100		mL	++				
SREV	WEIGHT, SAMPLE	-MS-3050	0.5	100		g	++				

L70791-11 Tag: Measured: 8/8/2008 2:53:00 PM

Status	Parm_Stored	Type	Value	Dil	Qual	Units	Appv	MDL	RDL	Text Value	Ext Qual
SREV	H2O2	-MS-3050	5	100		mL	++				
SREV	HCL	-MS-3050	5	100		mL	++				
SREV	HNO3	-MS-3050	7.5	100		mL	++				
SREV	VOLUME, SOIL EXTRACT	-MS-3050	50	100		mL	++				
SREV	WEIGHT, SAMPLE	-MS-3050	0.5	100		g	++				

L70791-12

Tag: Measured: 8/8/2008 3:04:32 PM

Status	Parm_Stored	Type	Value	Dil	Qual	Units	Appv	MDL	RDL	Text Value	Ext Qual
SREV	H2O2	-MS-3050	5	100		mL	++				
SREV	HCL	-MS-3050	5	100		mL	++				
SREV	HNO3	-MS-3050	7.5	100		mL	++				
SREV	VOLUME, SOIL EXTRACT	-MS-3050	50	100		mL	++				
SREV	WEIGHT, SAMPLE	-MS-3050	0.5	100		g	++				

L70791-13

Tag: Measured: 8/8/2008 3:16:04 PM

Status	Parm_Stored	Type	Value	Dil	Qual	Units	Appv	MDL	RDL	Text Value	Ext Qual
SREV	H2O2	-MS-3050	5	100		mL	++				
SREV	HCL	-MS-3050	5	100		mL	++				
SREV	HNO3	-MS-3050	7.5	100		mL	++				
SREV	VOLUME, SOIL EXTRACT	-MS-3050	50	100		mL	++				
SREV	WEIGHT, SAMPLE	-MS-3050	0.5	100		g	++				

L70791-14

Tag: Measured: 8/8/2008 3:27:36 PM

Status	Parm_Stored	Type	Value	Dil	Qual	Units	Appv	MDL	RDL	Text Value	Ext Qual
SREV	H2O2	-MS-3050	5	100		mL	++				
SREV	HCL	-MS-3050	5	100		mL	++				
SREV	HNO3	-MS-3050	7.5	100		mL	++				
SREV	VOLUME, SOIL EXTRACT	-MS-3050	50	100		mL	++				
SREV	WEIGHT, SAMPLE	-MS-3050	0.5	100		g	++				

L70791-15

Tag: Measured: 8/8/2008 3:39:08 PM

Status	Parm_Stored	Type	Value	Dil	Qual	Units	Appv	MDL	RDL	Text Value	Ext Qual
SREV	H2O2	-MS-3050	5	100		mL	++				
SREV	HCL	-MS-3050	5	100		mL	++				
SREV	HNO3	-MS-3050	7.5	100		mL	++				
SREV	VOLUME, SOIL EXTRACT	-MS-3050	50	100		mL	++				
SREV	WEIGHT, SAMPLE	-MS-3050	0.5	100		g	++				

L70791-16

Tag: Measured: 8/8/2008 3:50:40 PM

Status	Parm_Stored	Type	Value	Dil	Qual	Units	Appv	MDL	RDL	Text Value	Ext Qual
SREV	H2O2	-MS-3050	5	100		mL	++				
SREV	HCL	-MS-3050	5	100		mL	++				
SREV	HNO3	-MS-3050	7.5	100		mL	++				
SREV	VOLUME, SOIL EXTRACT	-MS-3050	50	100		mL	++				
SREV	WEIGHT, SAMPLE	-MS-3050	0.5	100		g	++				

L70791-17

Tag: Measured: 8/8/2008 4:02:12 PM

Status	Parm_Stored	Type	Value	Dil	Qual	Units	Appv	MDL	RDL	Text Value	Ext Qual
SREV	H2O2	-MS-3050	5	100		mL	++				
SREV	HCL	-MS-3050	5	100		mL	++				
SREV	HNO3	-MS-3050	7.5	100		mL	++				
SREV	VOLUME, SOIL EXTRACT	-MS-3050	50	100		mL	++				
SREV	WEIGHT, SAMPLE	-MS-3050	0.5	100		g	++				

L70791-18

Tag: Measured: 8/8/2008 4:13:44 PM

Status	Parm_Stored	Type	Value	Dil	Qual	Units	Appv	MDL	RDL	Text Value	Ext Qual
SREV	H2O2	-MS-3050	5	100		mL	++				
SREV	HCL	-MS-3050	5	100		mL	++				
SREV	HNO3	-MS-3050	7.5	100		mL	++				
SREV	VOLUME, SOIL EXTRACT	-MS-3050	50	100		mL	++				
SREV	WEIGHT, SAMPLE	-MS-3050	0.5	100		g	++				

L70791-19

Tag: Measured: 8/8/2008 4:25:16 PM

Status	Parm_Stored	Type	Value	Dil	Qual	Units	Appv	MDL	RDL	Text Value	Ext Qual
SREV	H2O2	-MS-3050	5	100		mL	++				
SREV	HCL	-MS-3050	5	100		mL	++				
SREV	HNO3	-MS-3050	7.5	100		mL	++				
SREV	VOLUME, SOIL EXTRACT	-MS-3050	50	100		mL	++				
SREV	WEIGHT, SAMPLE	-MS-3050	0.5	100		g	++				

L70791-20

Tag: Measured: 8/8/2008 4:36:48 PM

Status	Parm_Stored	Type	Value	Dil	Qual	Units	Appv	MDL	RDL	Text Value	Ext Qual
SREV	H2O2	-MS-3050	5	100		mL	++				
SREV	HCL	-MS-3050	5	100		mL	++				
SREV	HNO3	-MS-3050	7.5	100		mL	++				
SREV	VOLUME, SOIL EXTRACT	-MS-3050	50	100		mL	++				
SREV	WEIGHT, SAMPLE	-MS-3050	0.5	100		g	++				

L70791-20MS

Tag: Measured: 8/8/2008 4:48:20 PM

Status	Parm_Stored	Type	Value	Dil	Qual	Units	Appv	MDL	RDL	Text Value	Ext Qual
SREV	H2O2	PREP	5	100		mL	++				
SREV	HCL	PREP	5	100		mL	++				
SREV	HNO3	PREP	7.5	100		mL	++				
SREV	SCN VOLUME	PREP	0.5	100		mL	++				
SREV	VOLUME, SOIL EXTRACT	PREP	50	100		mL	++				
SREV	WEIGHT, SAMPLE	PREP	0.5	100		g	++				

L70791-20MSD

Tag: Measured: 8/8/2008 4:59:52 PM

Status	Parm_Stored	Type	Value	Dil	Qual	Units	Appv	MDL	RDL	Text Value	Ext Qual
SREV	H2O2	PREP	5	100		mL	++				
SREV	HCL	PREP	5	100		mL	++				
SREV	HNO3	PREP	7.5	100		mL	++				
SREV	SCN VOLUME	PREP	0.5	100		mL	++				
SREV	VOLUME, SOIL EXTRACT	PREP	50	100		mL	++				
SREV	WEIGHT, SAMPLE	PREP	0.5	100		g	++				

ACZ Laboratories, Inc.
2773 Downhill Drive
Steamboat Spgs, CO 80487

AIR DRIED SOLIDS

WG# :_____

Analyst:_____
Date:_____
Time In:_____
Time Out:_____

Sample #	Air Dried Solids						
	Pan wt	pan & sx wt	dried pan & sx	air dried solid	sample wt.	extract volume	dilution
BLANK				#DIV/0!	0.5	50	#DIV/0!
L70791-1	1.254	4.141	4.130	0.996189816	0.5	50	100
L70791-2	1.250	5.755	5.737	0.99600444	0.5	50	100
L70791-3	1.252	4.636	4.609	0.992021277	0.5	50	101
L70791-4	1.252	5.482	5.467	0.996453901	0.5	50	100
L70791-5	1.252	4.335	4.320	0.995134609	0.5	50	100
L70791-6	1.250	4.607	4.588	0.994340185	0.5	50	101
L70791-7	1.249	4.845	4.824	0.994160178	0.5	50	101
L70791-8	1.248	4.693	4.682	0.996806967	0.5	50	100
L70791-9	1.248	4.983	4.970	0.996519411	0.5	50	100
L70791-10	1.253	5.069	5.060	0.997641509	0.5	50	100
L70791-11	1.252	4.542	4.536	0.998176292	0.5	50	100
L70791-12	1.252	4.738	4.732	0.99827883	0.5	50	100
L70791-13	1.251	4.305	4.298	0.997707924	0.5	50	100
L70791-14	1.248	5.614	5.605	0.997938617	0.5	50	100
L70791-15	1.252	5.233	5.226	0.998241648	0.5	50	100
L70791-16	1.252	4.635	4.635	1	0.5	50	100
L70791-17	1.253	4.249	4.246	0.998998665	0.5	50	100
L70791-18	1.252	5.220	5.217	0.999243952	0.5	50	100
L70791-19	1.254	4.458	4.455	0.99906367	0.5	50	100
L70791-20	1.253	4.835	4.830	0.998604132	0.5	50	100
				#DIV/0!			#DIV/0!
				#DIV/0!			#VALUE!
				#DIV/0!			#VALUE!

FRMSO008.02.06.02

ACZ Laboratories, Inc.
2773 Downhill Drive
Steamboat Spgs, CO 80487

AIR DRIED SOLIDS

WG#: 249661

Analyst: MSC
Date: 8-8-08
Time In: 12:30PM
Time Out:

Sample #	Air Dried Solids						
	Pan wt	pan & sx wt	dried pan & sx	air dried solid	sample wt.	extract volume	dilution
BLANK				#DIV/0!	0.5	50	#DIV/0!
L70791-1	1.254	4.141	4.130	#DIV/0!	0.5	50	#DIV/0!
-2	1.250	5.755	5.737	#DIV/0!	0.5	50	#DIV/0!
-3	1.252	4.636	4.609	#DIV/0!	0.5	50	#DIV/0!
-4	1.252	5.482	5.467	#DIV/0!	0.5	50	#DIV/0!
-5	1.252	4.335	4.320	#DIV/0!	0.5	50	#DIV/0!
-6	1.250	4.607	4.588	#DIV/0!	0.5	50	#DIV/0!
-7	1.249	4.845	4.824	#DIV/0!	0.5	50	#DIV/0!
-8	1.248	4.693	4.682	#DIV/0!	0.5	50	#DIV/0!
-9	1.248	4.983	4.970	#DIV/0!	0.5	50	#DIV/0!
-10	1.253	5.069	5.060	#DIV/0!	0.5	50	#DIV/0!
-11	1.252	4.542	4.536	#DIV/0!	0.5	50	#DIV/0!
-12	1.252	4.738	4.732	#DIV/0!	0.5	50	#DIV/0!
-13	1.251	4.305	4.298	#DIV/0!	0.5	50	#DIV/0!
-14	1.248	5.614	5.605	#DIV/0!	0.5	50	#DIV/0!
-15	1.252	5.233	5.226 LWT 8-8-08	#DIV/0!	0.5	50	#DIV/0!
-16	1.252	4.635	4.6~~65~~35	#DIV/0!	0.5	50	#DIV/0!
-17	1.253	4.249	4.246	#DIV/0!	0.5	50	#DIV/0!
-18	1.252	5.220	5.217	#DIV/0!	0.5	50	#DIV/0!
-19	1.254	4.458	4.455	#DIV/0!	0.5	50	#DIV/0!
-20	1.253	4.835	4.830	#DIV/0!	0.5	50	#DIV/0!
				#DIV/0!			#DIV/0!
				#DIV/0!			#VALUE!
				#DIV/0!			#VALUE!

FRMSO008.02.06.02

3050 ICP ICPMS

WG249661

ACZ Laboratories, Inc

QC List Type: I-X-3050
QCListMatClass: SOLID
Bench Sheet List: I-X-3050
QC Ref: SP-3050MSICP
Group ID: SP-G-3050-MSICP
Method Ref: M3050B
SOP Ref: SOPSO28/SO

Instrument ID: SOILSPREP
Analyst: MJC/KWT
ACZ Dept: 20
Create Date: 8/8/2008 9:47:13 AM
Start Date/Time: 8-8-08 12P
End Date/Time: 8-8-08 5P

SEQ	ACZ ID	Client ID	SubSX	Pri	Analysis Date	Sample Weight (g)	HNO3 (mL)	H2O2 (mL)	HCl (mL)	Soil Extract Volume (mL)	SCN Volume (mL)	Dilution	Comments
1	WG249661PBS	NONE	<2000			15	7.5	5	5	50	0	1	
2	WG249661LCSS	PCN30289										1	
3	WG249661LCSSD	PCN30289										1	
4	L70791-01	CP-Q09-0-1										1	
5	L70791-01MS	MS080707-3									.25	1	
6	L70791-01MSD	MS080707-3									.25	1	
7	L70791-02	CP-Q09-1-3										1	
8	L70791-03	CP-SD-07-0-1.5										1	
9	L70791-04	CP-SD-07-1.5-3.0										1	
10	L70791-05	CP-P12-0-1										1	
11	L70791-06	CP-P12-1-3										1	
12	L70791-07	CP-SD-08-0-1.5										1	
13	L70791-08	CP-SD-08-1.5-3.0										1	
14	L70791-09	CP-SD-10-0-1.5										1	
15	L70791-10	CP-SD-10-1.5-3.0										1	
16	L70791-11	CP-SD-09-0-1.5										1	
17	L70791-12	CP-SD-09-1.5-3.0										1	
18	L70791-13	OD-SD-01-0-1.5										1	
19	L70791-14	OD-SD-01-1.5-3.0										1	
20	L70791-15	OD-SD-02-0-1.5										1	
21	L70791-16	OD-SD-02-1.5-3.0										1	
22	L70791-17	OD-SD-04-0-1.5										1	
23	L70791-18	OD-SD-04-1.5-3.0										1	
24	L70791-19	OD-SD-03-0-1.5										1	

Report Comments:

AREV: _____
Initials, Date

Internal Comments

SREV: _____
Initials, Date

81508

3050 ICP ICPMS

WG249661

ACZ Laboratories, Inc

QC List Type: I-X-3050
QCListMatClass: SOLID
Bench Sheet List: I-X-3050
QC Ref: SP-3050MSICP
Group ID: SP-G-3050-MSICP
Method Ref: M3050B
SOP Ref: SOPSO28/SO

Instrument ID: SOILSPREP
Analyst:
ACZ Dept: 20
Create Date: 8/8/2008 9:47:13 AM
Start Date/Time:
End Date/Time:

SEQ	ACZ ID	Client ID	SubSX	Pri	Analysis Date	Sample Weight (g)	HNO3 (mL)	H2O2 (mL)	HCl (mL)	Soil Extract Volume (mL)	SCN Volume (mL)	Dilution	Comments
25	L70791-20	OD-SD-03-1.5-3.0									0	1	
26	L70791-20MS	II080730-2									.5	1	
27	L70791-20MSD	II080730-2									.5	1	

Sample	Login Comments
L70791-01	16OZ SJ(INORG WALKIN)
L70791-01MS	ICPMS Spike
L70791-01MSD	ICPMS Spike
L70791-02	16OZ SJ(INORG WALKIN)
L70791-03	16OZ SJ(INORG WALKIN)
L70791-04	16OZ SJ(INORG WALKIN)
L70791-05	16OZ SJ(INORG WALKIN)
L70791-06	16OZ SJ(INORG WALKIN)
L70791-07	16OZ SJ(INORG WALKIN)
L70791-08	16OZ SJ(INORG WALKIN)
L70791-09	16OZ SJ(INORG WALKIN)
L70791-10	16OZ SJ(INORG WALKIN)
L70791-11	16OZ SJ(INORG WALKIN)
L70791-12	16OZ SJ(INORG WALKIN)
L70791-13	16OZ SJ(INORG WALKIN)
L70791-14	16OZ SJ(INORG WALKIN)
L70791-15	16OZ SJ(INORG WALKIN)
L70791-16	16OZ SJ(INORG WALKIN)
L70791-17	16OZ SJ(INORG WALKIN)
L70791-18	16OZ SJ(INORG WALKIN)
L70791-19	16OZ SJ(INORG WALKIN)
L70791-20	16OZ SJ(INORG WALKIN)
L70791-20MS	ICP Spike
L70791-20MSD	ICP Spike

Report Comments:

Internal Comments

AREV: _____
Initials, Date

SREV: _____
Initials, Date

81508

Percent Solids

WG249031

ACZ Laboratories, Inc

QC List Type: QC-MST-PCNT
QCListMatClass: SOLID
Bench Sheet List: I-MST-PCNT
QC Ref: PBS-DUP
Group ID: SA-G-PCNT-SOLID
Method Ref: USDA
SOP Ref: SOPSO026

Instrument ID: SOILS
Analyst: bjl
ACZ Dept: 25
Create Date: 7/30/2008 6:42:05 AM
Start Date/Time: 7/30/2008 7:00:00 AM
End Date/Time: 7/31/2008 7:15:00 AM

SEQ	ACZ ID	Client ID	SubSX	Pri	Analysis Date	Pan Weight (g)	Pan And Sample Weight (g)	Dried Sample And Pan Weight (g)	Percent Solid (%)	Percent Moisture (%)	Comments
1	WG249031PBS	NONE	-		07/30/08 7:00	1.246	5.833	1.249	.07	99.93	
2	L70791-01	CP-Q09-0-1	as rec		07/30/08 8:09	1.254	4.056	3.941	95.90	4.10	
3	L70791-01DUP	NONE	as rec		07/30/08 9:18	1.252	3.696	3.614	96.64	3.36	
4	L70791-02	CP-Q09-1-3	as rec		07/30/08 10:27	1.254	3.452	3.395	97.41	2.59	
5	L70791-03	CP-SD-07-0-1.5	as rec		07/30/08 11:37	1.246	3.974	3.827	94.61	5.39	
6	L70791-04	CP-SD-07-1.5-3.0	as rec		07/30/08 12:46	1.253	3.976	3.915	97.76	2.24	
7	L70791-05	CP-P12-0-1	as rec		07/30/08 13:55	1.252	4.537	4.319	93.36	6.64	
8	L70791-06	CP-P12-1-3	as rec		07/30/08 15:04	1.248	3.74	3.595	94.18	5.82	
9	L70791-07	CP-SD-08-0-1.5	as rec		07/30/08 16:14	1.252	4.501	4.371	96.00	4.00	
10	L70791-08	CP-SD-08-1.5-3.0	as rec		07/30/08 17:23	1.255	3.583	3.5	96.43	3.57	
11	L70791-09	CP-SD-10-0-1.5	as rec		07/30/08 18:32	1.248	4.353	4.274	97.46	2.54	
12	L70791-10	CP-SD-10-1.5-3.0	as rec		07/30/08 19:42	1.255	4.304	4.231	97.61	2.39	
13	L70791-11	CP-SD-09-0-1.5	as rec		07/30/08 20:51	1.257	4.3	4.122	94.15	5.85	
14	L70791-12	CP-SD-09-1.5-3.0	as rec		07/30/08 22:00	1.255	3.51	3.415	95.79	4.21	
15	L70791-13	OD-SD-01-0-1.5	as rec		07/30/08 23:09	1.255	3.33	3.246	95.95	4.05	
16	L70791-14	OD-SD-01-1.5-3.0	as rec		07/31/08 0:19	1.256	3.298	3.224	96.38	3.62	
17	L70791-15	OD-SD-02-0-1.5	as rec		07/31/08 1:28	1.253	3.215	3.118	95.06	4.94	
18	L70791-16	OD-SD-02-1.5-3.0	as rec		07/31/08 2:37	1.255	4.565	4.491	97.76	2.24	
19	L70791-17	OD-SD-04-0-1.5	as rec		07/31/08 3:47	1.254	3.841	3.734	95.86	4.14	
20	L70791-18	OD-SD-04-1.5-3.0	as rec		07/31/08 4:56	1.247	4.652	4.582	97.94	2.06	
21	L70791-19	OD-SD-03-0-1.5	as rec		07/31/08 6:05	1.25	4.526	4.385	95.70	4.30	
22	L70791-20	OD-SD-03-1.5-3.0	as rec		07/31/08 7:14	1.247	4.36	4.227	95.73	4.27	

Report Comments:

Internal Comments

AREV: BR 7/31/08
Initials, Date

SREV: LWT 7-31-08
Initials, Date

81508

DS 7-31-08

Percent Solids

WG249031

ACZ Laboratories, Inc

QC List Type: QC-MST-PCNT
QCListMatClass: SOLID
Bench Sheet List: I-MST-PCNT
QC Ref: PBS-DUP
Group ID: SA-G-PCNT-SOLID
Method Ref: USDA
SOP Ref: SOPSO026

Instrument ID: SOILS
Analyst: bjl
ACZ Dept: 25
Create Date: 7/30/2008 6:42:05 AM
Start Date/Time: 7/30/2008 7:00:00 AM
End Date/Time: 7/31/2008 7:15:00 AM

Sample	Login Comments
L70791-01	16OZ SJ(INORG WALKIN)
L70791-02	16OZ SJ(INORG WALKIN)
L70791-03	16OZ SJ(INORG WALKIN)
L70791-04	16OZ SJ(INORG WALKIN)
L70791-05	16OZ SJ(INORG WALKIN)
L70791-06	16OZ SJ(INORG WALKIN)
L70791-07	16OZ SJ(INORG WALKIN)
L70791-08	16OZ SJ(INORG WALKIN)
L70791-09	16OZ SJ(INORG WALKIN)
L70791-10	16OZ SJ(INORG WALKIN)
L70791-11	16OZ SJ(INORG WALKIN)
L70791-12	16OZ SJ(INORG WALKIN)
L70791-13	16OZ SJ(INORG WALKIN)
L70791-14	16OZ SJ(INORG WALKIN)
L70791-15	16OZ SJ(INORG WALKIN)
L70791-16	16OZ SJ(INORG WALKIN)
L70791-17	16OZ SJ(INORG WALKIN)
L70791-18	16OZ SJ(INORG WALKIN)
L70791-19	16OZ SJ(INORG WALKIN)
L70791-20	16OZ SJ(INORG WALKIN)

Report Comments:

AREV:
Initials, Date

Internal Comments

SREV:
Initials, Date

ACZ Laboratories, Inc.
Geochemistry Department
Data Review and Reagents

Data Reviewer: BR
Date: 7/31/08

Approved: LWT
Date: 7-31-08

Analyst: BR

Workgroup: WG249031

Analysis Date: 7/30/08 - 7/31/08

Sample type used: Soil

Extraction / Digestion / Analysis / Prep / Calc:

	Yes	No	N/A
1. Is the raw data checked to the computer printout for transcription errors?	X		
2. Is the %solid or TS attached for dilution factors?			X
3. Were proper volumes of reagents used per final volume?			X
4. Was the proper sub-sample used (as received, <2000, <500, <250, dry)?	X		
5.Were the dilution factor calculation checked (final volume, weight, %solid)?			X
6. Did the RPD pass?	X		
7. Does all the spike information correlate with each other?			X
8. Is the appropriate spike in the computer-designated line?			X
9. Are all errors properly corrected (single-line crossout, dated & initialed)?	X		
10. Is the standard/reagent information complete and current?			X
FOR SREV: QA/QC approval for initial training or 2 sets of initials for WG & LIMS?			

Standard/Reagent	PCN/SCN	Expiration Date

Comments:

FRMSO010.05.07.06

ACZ Laboratories, Inc.
2773 Downhill Drive Steamboat Springs, CO 80487 (800) 334-5493

Workgroup Review and Approval

WG249031

Date Reported: 31-Jul-08
Run ID: R621943
Date Analyzed: 30-Jul-08
ICAL Workgroup:
Instrument ID: SOILS

WG249031PBS

Tag: Measured: 7/30/2008 7:00:00 AM

Status	Parm_Stored	Type	Value	Dil	Qual	Units	Appv	MDL	RDL	Text Value	Ext Qual
SREV	PERCENT MOISTURE	FOUND	99.93	1		%	++	0.1	0.5		
SREV	PERCENT SOLID	FOUND		1	U	%	++	0.1	0.5		

L70791-01

Tag: Measured: 7/30/2008 8:09:17 AM

Status	Parm_Stored	Type	Value	Dil	Qual	Units	Appv	MDL	RDL	Text Value	Ext Qual
NEED	DRIED SAMPLE AND PAN WEIGHT	PREP	3.941	1		g	++				TB
NEED	PAN AND SAMPLE WEIGHT	PREP	4.056	1		g	++				TB
NEED	PAN WEIGHT	PREP	1.254	1		g	++				TB
NEED	PERCENT MOISTURE	REG	4.1	1		%	++	0.1	0.5		TB
SREV	PERCENT SOLID	NT-SOLID	95.9	1		%	++	0.1	0.5		TB

L70791-01DUP

Tag: Measured: 7/30/2008 9:18:34 AM

Status	Parm_Stored	Type	Value	Dil	Qual	Units	Appv	MDL	RDL	Text Value	Ext Qual
SREV	PERCENT MOISTURE	FOUND	3.36	1		%	++	0.1	0.5		
SREV	PERCENT MOISTURE	RPD	19.8	1		%	++	0.1	0.5		
SREV	PERCENT SOLID	FOUND	96.64	1		%	++	0.1	0.5		
SREV	PERCENT SOLID	RPD	0.8	1		%	++	0.1	0.5		

L70791-02

Tag: Measured: 7/30/2008 10:27:51 AM

Status	Parm_Stored	Type	Value	Dil	Qual	Units	Appv	MDL	RDL	Text Value	Ext Qual
NEED	DRIED SAMPLE AND PAN WEIGHT	PREP	3.395	1		g	++				TB
NEED	PAN AND SAMPLE WEIGHT	PREP	3.452	1		g	++				TB
NEED	PAN WEIGHT	PREP	1.254	1		g	++				TB
NEED	PERCENT MOISTURE	REG	2.6	1		%	++	0.1	0.5		TB
SREV	PERCENT SOLID	NT-SOLID	97.4	1		%	++	0.1	0.5		TB

L70791-03

Tag: Measured: 7/30/2008 11:37:08 AM

Status	Parm_Stored	Type	Value	Dil	Qual	Units	Appv	MDL	RDL	Text Value	Ext Qual
NEED	DRIED SAMPLE AND PAN WEIGHT	PREP	3.827	1		g	++				TB
NEED	PAN AND SAMPLE WEIGHT	PREP	3.974	1		g	++				TB
NEED	PAN WEIGHT	PREP	1.246	1		g	++				TB
NEED	PERCENT MOISTURE	REG	5.4	1		%	++	0.1	0.5		TB
SREV	PERCENT SOLID	NT-SOLID	94.6	1		%	++	0.1	0.5		TB

L70791-04

Tag: Measured: 7/30/2008 12:46:25 PM

Status	Parm_Stored	Type	Value	Dil	Qual	Units	Appv	MDL	RDL	Text Value	Ext Qual
NEED	DRIED SAMPLE AND PAN WEIGHT	PREP	3.915	1		g	++				TB
NEED	PAN AND SAMPLE WEIGHT	PREP	3.976	1		g	++				TB
NEED	PAN WEIGHT	PREP	1.253	1		g	++				TB
NEED	PERCENT MOISTURE	REG	2.2	1		%	++	0.1	0.5		TB
SREV	PERCENT SOLID	NT-SOLID	97.8	1		%	++	0.1	0.5		TB

L70791-05

Tag: Measured: 7/30/2008 1:55:42 PM

Status	Parm_Stored	Type	Value	Dil	Qual	Units	Appv	MDL	RDL	Text Value	Ext Qual
NEED	DRIED SAMPLE AND PAN WEIGHT	PREP	4.319	1		g	++				TB
NEED	PAN AND SAMPLE WEIGHT	PREP	4.537	1		g	++				TB
NEED	PAN WEIGHT	PREP	1.252	1		g	++				TB
NEED	PERCENT MOISTURE	REG	6.6	1		%	++	0.1	0.5		TB
SREV	PERCENT SOLID	NT-SOLID	93.4	1		%	++	0.1	0.5		TB

L70791-06

Tag: Measured: 7/30/2008 3:04:59 PM

Status	Parm_Stored	Type	Value	Dil	Qual	Units	Appv	MDL	RDL	Text Value	Ext Qual
NEED	DRIED SAMPLE AND PAN WEIGHT	PREP	3.595	1		g	++				TB
NEED	PAN AND SAMPLE WEIGHT	PREP	3.74	1		g	++				TB
NEED	PAN WEIGHT	PREP	1.248	1		g	++				TB
NEED	PERCENT MOISTURE	REG	5.8	1		%	++	0.1	0.5		TB
SREV	PERCENT SOLID	NT-SOLID	94.2	1		%	++	0.1	0.5		TB

L70791-07

Tag: Measured: 7/30/2008 4:14:16 PM

Status	Parm_Stored	Type	Value	Dil	Qual	Units	Appv	MDL	RDL	Text Value	Ext Qual
NEED	DRIED SAMPLE AND PAN WEIGHT	PREP	4.371	1		g	++				TB
NEED	PAN AND SAMPLE WEIGHT	PREP	4.501	1		g	++				TB
NEED	PAN WEIGHT	PREP	1.252	1		g	++				TB
NEED	PERCENT MOISTURE	REG	4	1		%	++	0.1	0.5		TB
SREV	PERCENT SOLID	NT-SOLID	96	1		%	++	0.1	0.5		TB

L70791-08

Tag: Measured: 7/30/2008 5:23:33 PM

Status	Parm_Stored	Type	Value	Dil	Qual	Units	Appv	MDL	RDL	Text Value	Ext Qual
NEED	DRIED SAMPLE AND PAN WEIGHT	PREP	3.5	1		g	++				TB
NEED	PAN AND SAMPLE WEIGHT	PREP	3.583	1		g	++				TB
NEED	PAN WEIGHT	PREP	1.255	1		g	++				TB
NEED	PERCENT MOISTURE	REG	3.6	1		%	++	0.1	0.5		TB
SREV	PERCENT SOLID	NT-SOLID	96.4	1		%	++	0.1	0.5		TB

L70791-09

Tag: Measured: 7/30/2008 6:32:50 PM

Status	Parm_Stored	Type	Value	Dil	Qual	Units	Appv	MDL	RDL	Text Value	Ext Qual
NEED	DRIED SAMPLE AND PAN WEIGHT	PREP	4.274	1		g	++				TB
NEED	PAN AND SAMPLE WEIGHT	PREP	4.353	1		g	++				TB
NEED	PAN WEIGHT	PREP	1.248	1		g	++				TB
NEED	PERCENT MOISTURE	REG	2.5	1		%	++	0.1	0.5		TB
SREV	PERCENT SOLID	NT-SOLID	97.5	1		%	++	0.1	0.5		TB

L70791-10

Tag: Measured: 7/30/2008 7:42:07 PM

Status	Parm_Stored	Type	Value	Dil	Qual	Units	Appv	MDL	RDL	Text Value	Ext Qual
NEED	DRIED SAMPLE AND PAN WEIGHT	PREP	4.231	1		g	++				TB
NEED	PAN AND SAMPLE WEIGHT	PREP	4.304	1		g	++				TB
NEED	PAN WEIGHT	PREP	1.255	1		g	++				TB
NEED	PERCENT MOISTURE	REG	2.4	1		%	++	0.1	0.5		TB
SREV	PERCENT SOLID	NT-SOLID	97.6	1		%	++	0.1	0.5		TB

L70791-11

Tag: Measured: 7/30/2008 8:51:24 PM

Status	Parm_Stored	Type	Value	Dil	Qual	Units	Appv	MDL	RDL	Text Value	Ext Qual
NEED	DRIED SAMPLE AND PAN WEIGHT	PREP	4.122	1		g	++				TB
NEED	PAN AND SAMPLE WEIGHT	PREP	4.3	1		g	++				TB
NEED	PAN WEIGHT	PREP	1.257	1		g	++				TB
NEED	PERCENT MOISTURE	REG	5.9	1		%	++	0.1	0.5		TB
SREV	PERCENT SOLID	NT-SOLID	94.2	1		%	++	0.1	0.5		TB

L70791-12

Tag: Measured: 7/30/2008 10:00:41 PM

Status	Parm_Stored	Type	Value	Dil	Qual	Units	Appv	MDL	RDL	Text Value	Ext Qual
NEED	DRIED SAMPLE AND PAN WEIGHT	PREP	3.415	1		g	++				TB
NEED	PAN AND SAMPLE WEIGHT	PREP	3.51	1		g	++				TB
NEED	PAN WEIGHT	PREP	1.255	1		g	++				TB
NEED	PERCENT MOISTURE	REG	4.2	1		%	++	0.1	0.5		TB
SREV	PERCENT SOLID	NT-SOLID	95.8	1		%	++	0.1	0.5		TB

L70791-13

Tag: Measured: 7/30/2008 11:09:58 PM

Status	Parm_Stored	Type	Value	Dil	Qual	Units	Appv	MDL	RDL	Text Value	Ext Qual
NEED	DRIED SAMPLE AND PAN WEIGHT	PREP	3.246	1		g	++				TB
NEED	PAN AND SAMPLE WEIGHT	PREP	3.33	1		g	++				TB
NEED	PAN WEIGHT	PREP	1.255	1		g	++				TB
NEED	PERCENT MOISTURE	REG	4.1	1		%	++	0.1	0.5		TB
SREV	PERCENT SOLID	NT-SOLID	96	1		%	++	0.1	0.5		TB

L70791-14

Tag: Measured: 7/31/2008 12:19:15 AM

Status	Parm_Stored	Type	Value	Dil	Qual	Units	Appv	MDL	RDL	Text Value	Ext Qual
NEED	DRIED SAMPLE AND PAN WEIGHT	PREP	3.224	1		g	++				TB
NEED	PAN AND SAMPLE WEIGHT	PREP	3.298	1		g	++				TB
NEED	PAN WEIGHT	PREP	1.256	1		g	++				TB
NEED	PERCENT MOISTURE	REG	3.6	1		%	++	0.1	0.5		TB
SREV	PERCENT SOLID	NT-SOLID	96.4	1		%	++	0.1	0.5		TB

L70791-15

Tag: Measured: 7/31/2008 1:28:32 AM

Status	Parm_Stored	Type	Value	Dil	Qual	Units	Appv	MDL	RDL	Text Value	Ext Qual
NEED	DRIED SAMPLE AND PAN WEIGHT	PREP	3.118	1		g	++				TB
NEED	PAN AND SAMPLE WEIGHT	PREP	3.215	1		g	++				TB
NEED	PAN WEIGHT	PREP	1.253	1		g	++				TB
NEED	PERCENT MOISTURE	REG	4.9	1		%	++	0.1	0.5		TB
SREV	PERCENT SOLID	NT-SOLID	95.1	1		%	++	0.1	0.5		TB

L70791-16

Tag: Measured: 7/31/2008 2:37:49 AM

Status	Parm_Stored	Type	Value	Dil	Qual	Units	Appv	MDL	RDL	Text Value	Ext Qual
NEED	DRIED SAMPLE AND PAN WEIGHT	PREP	4.491	1		g	++				TB
NEED	PAN AND SAMPLE WEIGHT	PREP	4.565	1		g	++				TB
NEED	PAN WEIGHT	PREP	1.255	1		g	++				TB
NEED	PERCENT MOISTURE	REG	2.2	1		%	++	0.1	0.5		TB
SREV	PERCENT SOLID	NT-SOLID	97.8	1		%	++	0.1	0.5		TB

L70791-17

Tag: Measured: 7/31/2008 3:47:06 AM

Status	Parm_Stored	Type	Value	Dil	Qual	Units	Appv	MDL	RDL	Text Value	Ext Qual
NEED	DRIED SAMPLE AND PAN WEIGHT	PREP	3.734	1		g	++				TB
NEED	PAN AND SAMPLE WEIGHT	PREP	3.841	1		g	++				TB
NEED	PAN WEIGHT	PREP	1.254	1		g	++				TB
NEED	PERCENT MOISTURE	REG	4.1	1		%	++	0.1	0.5		TB
SREV	PERCENT SOLID	NT-SOLID	95.9	1		%	++	0.1	0.5		TB

L70791-18

Tag: Measured: 7/31/2008 4:56:23 AM

Status	Parm_Stored	Type	Value	Dil	Qual	Units	Appv	MDL	RDL	Text Value	Ext Qual
NEED	DRIED SAMPLE AND PAN WEIGHT	PREP	4.582	1		g	++				TB
NEED	PAN AND SAMPLE WEIGHT	PREP	4.652	1		g	++				TB
NEED	PAN WEIGHT	PREP	1.247	1		g	++				TB
NEED	PERCENT MOISTURE	REG	2.1	1		%	++	0.1	0.5		TB
SREV	PERCENT SOLID	NT-SOLID	97.9	1		%	++	0.1	0.5		TB

L70791-19

Tag: Measured: 7/31/2008 6:05:40 AM

Status	Parm_Stored	Type	Value	Dil	Qual	Units	Appv	MDL	RDL	Text Value	Ext Qual
NEED	DRIED SAMPLE AND PAN WEIGHT	PREP	4.385	1		g	++				TB
NEED	PAN AND SAMPLE WEIGHT	PREP	4.526	1		g	++				TB
NEED	PAN WEIGHT	PREP	1.25	1		g	++				TB
NEED	PERCENT MOISTURE	REG	4.3	1		%	++	0.1	0.5		TB
SREV	PERCENT SOLID	NT-SOLID	95.7	1		%	++	0.1	0.5		TB

L70791-20

Tag: Measured: 7/31/2008 7:14:57 AM

Status	Parm_Stored	Type	Value	Dil	Qual	Units	Appv	MDL	RDL	Text Value	Ext Qual
NEED	DRIED SAMPLE AND PAN WEIGHT	PREP	4.227	1		g	++				TB
NEED	PAN AND SAMPLE WEIGHT	PREP	4.36	1		g	++				TB
NEED	PAN WEIGHT	PREP	1.247	1		g	++				TB
NEED	PERCENT MOISTURE	REG	4.3	1		%	++	0.1	0.5		TB
SREV	PERCENT SOLID	NT-SOLID	95.7	1		%	++	0.1	0.5		TB

Percent Solids

WG249031

ACZ Laboratories, Inc

QC List Type: QC-MST-PCNT
QCListMatClass: SOLID
Bench Sheet List: I-MST-PCNT
QC Ref: PBS-DUP
Group ID: SA-G-PCNT-SOLID
Method Ref: USDA
SOP Ref: SOPSO026

Instrument ID: SOILS
Analyst: BSZ
ACZ Dept: 25
Create Date: 7/30/2008 6:42:05 AM
Start Date/Time: 7/30/08 7AM
End Date/Time: 7/31/08 7:15AM

SEQ	ACZ ID	Client ID	SubSX	Pri	Analysis Date	Pan Weight (g)	Pan And Sample Weight (g)	Dried Sample And Pan Weight (g)	Percent Solid (%)	Percent Moisture (%)	Comments
1	WG249031PBS	NONE	—			1.246	5.833	1.249			
2	L70791-01	CP-Q09-0-1	as rec			1.254	4.056	3.941			
3	L70791-01DUP	NONE				1.252	3.696	3.614			
4	L70791-02	CP-Q09-1-3				1.254	3.452	3.395			
5	L70791-03	CP-SD-07-0-1.5				1.246	3.974	3.827			
6	L70791-04	CP-SD-07-1.5-3.0				1.253	3.976	3.915			
7	L70791-05	CP-P12-0-1				1.252	4.537	4.319			
8	L70791-06	CP-P12-1-3				1.248	3.740	3.595			
9	L70791-07	CP-SD-08-0-1.5				1.252	4.501	4.371			
10	L70791-08	CP-SD-08-1.5-3.0				1.255	3.583	3.500			
11	L70791-09	CP-SD-10-0-1.5				1.248	4.353	4.274			
12	L70791-10	CP-SD-10-1.5-3.0				1.255	4.304	4.231			
13	L70791-11	CP-SD-09-0-1.5				1.257	4.300	4.122			
14	L70791-12	CP-SD-09-1.5-3.0				1.255	3.510	3.415			
15	L70791-13	OD-SD-01-0-1.5				1.255	3.330	3.246			
16	L70791-14	OD-SD-01-1.5-3.0				1.256	3.298	3.224			
17	L70791-15	OD-SD-02-0-1.5				1.253	3.215	3.118			
18	L70791-16	OD-SD-02-1.5-3.0				1.255	4.565	4.491			
19	L70791-17	OD-SD-04-0-1.5				1.254	3.841	3.734			
20	L70791-18	OD-SD-04-1.5-3.0				1.247	4.652	4.582			
21	L70791-19	OD-SD-03-0-1.5				1.250	4.526	4.385			
22	L70791-20	OD-SD-03-1.5-3.0				1.247	4.360	4.227			

Report Comments:

AREV:
Initials, Date

Internal Comments

SREV:
Initials, Date

81508

Percent Solids

WG249031

ACZ Laboratories, Inc

QC List Type: QC-MST-PCNT
QCListMatClass: SOLID
Bench Sheet List: I-MST-PCNT
QC Ref: PBS-DUP
Group ID: SA-G-PCNT-SOLID
Method Ref: USDA
SOP Ref: SOPSO026

Instrument ID: SOILS
Analyst:
ACZ Dept: 25
Create Date: 7/30/2008 6:42:05 AM
Start Date/Time:
End Date/Time:

Sample	Login Comments
L70791-01	16OZ SJ(INORG WALKIN)
L70791-02	16OZ SJ(INORG WALKIN)
L70791-03	16OZ SJ(INORG WALKIN)
L70791-04	16OZ SJ(INORG WALKIN)
L70791-05	16OZ SJ(INORG WALKIN)
L70791-06	16OZ SJ(INORG WALKIN)
L70791-07	16OZ SJ(INORG WALKIN)
L70791-08	16OZ SJ(INORG WALKIN)
L70791-09	16OZ SJ(INORG WALKIN)
L70791-10	16OZ SJ(INORG WALKIN)
L70791-11	16OZ SJ(INORG WALKIN)
L70791-12	16OZ SJ(INORG WALKIN)
L70791-13	16OZ SJ(INORG WALKIN)
L70791-14	16OZ SJ(INORG WALKIN)
L70791-15	16OZ SJ(INORG WALKIN)
L70791-16	16OZ SJ(INORG WALKIN)
L70791-17	16OZ SJ(INORG WALKIN)
L70791-18	16OZ SJ(INORG WALKIN)
L70791-19	16OZ SJ(INORG WALKIN)
L70791-20	16OZ SJ(INORG WALKIN)

Report Comments:

AREV:
Initials, Date

Internal Comments

SREV:
Initials, Date

81508

Air Dry

WG249020

ACZ Laboratories, Inc

QC List Type: I-SP-AIRDRY
QCListMatClass: SOLID
Bench Sheet List: I-SP-AIRDRY
QC Ref: NOQC
Group ID: SP-G-DRY-AIR
Method Ref: No 1 1972
SOP Ref: SOPSO001

Instrument ID: SOILSPREP
Analyst: bjl
ACZ Dept: 20
Create Date: 7/29/2008 4:41:37 PM
Start Date/Time: 7/29/2008 5:00:00 PM
End Date/Time: 7/30/2008 7:30:00 AM

SEQ	ACZ ID	Client ID	SubSX	Pri	ASRECEIVED	Analysis Date	SP AirDry	Comments
1	L70715-01	MRF0482-01	as rec			7/29/2008 5:00:00 PM	7/30/2008	
2	L70715-02	MRF0482-02	as rec			7/29/2008 5:31:04 PM	7/30/2008	
3	L70715-03	MRF0482-03	as rec			7/29/2008 6:02:08 PM	7/30/2008	
4	L70715-04	MRF0482-04	as rec			7/29/2008 6:33:12 PM	7/30/2008	
5	L70715-05	MRF0482-05	as rec			7/29/2008 7:04:16 PM	7/30/2008	
6	L70715-06	MRF0482-06	as rec			7/29/2008 7:35:20 PM	7/30/2008	
7	L70715-07	MRF0482-07	as rec			7/29/2008 8:06:24 PM	7/30/2008	
8	L70715-08	MRF0482-08	as rec			7/29/2008 8:37:28 PM	7/30/2008	
9	L70715-09	MRF0482-09	as rec			7/29/2008 9:08:32 PM	7/30/2008	
10	L70791-01	CP-Q09-0-1	as rec		SAVE SX	7/29/2008 9:39:36 PM	7/30/2008	
11	L70791-02	CP-Q09-1-3	as rec		SAVE SX	7/29/2008 10:10:40 PM	7/30/2008	
12	L70791-03	CP-SD-07-0-1.5	as rec		SAVE SX	7/29/2008 10:41:44 PM	7/30/2008	
13	L70791-04	CP-SD-07-1.5-3.0	as rec		SAVE SX	7/29/2008 11:12:48 PM	7/30/2008	
14	L70791-05	CP-P12-0-1	as rec		SAVE SX	7/29/2008 11:43:52 PM	7/30/2008	

Report Comments:

Internal Comments

AREV: BJL 7/30/08
Initials, Date

SREV: LWT 7-30-08
Initials, Date

81108

DR 7-30-08

Air Dry

QC List Type: I-SP-AIRDRY
QCListMatClass: SOLID
Bench Sheet List: I-SP-AIRDRY
QC Ref: NOQC
Group ID: SP-G-DRY-AIR
Method Ref: No 1 1972
SOP Ref: SOPSO001

WG249020

ACZ Laboratories, Inc

Instrument ID: SOILSPREP
Analyst: bjl
ACZ Dept: 20
Create Date: 7/29/2008 4:41:37 PM
Start Date/Time: 7/29/2008 5:00:00 PM
End Date/Time: 7/30/2008 7:30:00 AM

SEQ	ACZ ID	Client ID	SubSX	Pri	ASRECEIVED	Analysis Date	SP AirDry	Comments
15	L70791-06	CP-P12-1-3	as rec		SAVE SX	7/30/2008 12:14:56 AM	7/30/2008	
16	L70791-07	CP-SD-08-0-1.5	as rec		SAVE SX	7/30/2008 12:46:00 AM	7/30/2008	
17	L70791-08	CP-SD-08-1.5-3.0	as rec		SAVE SX	7/30/2008 1:17:04 AM	7/30/2008	
18	L70791-09	CP-SD-10-0-1.5	as rec		SAVE SX	7/30/2008 1:48:08 AM	7/30/2008	
19	L70791-10	CP-SD-10-1.5-3.0	as rec		SAVE SX	7/30/2008 2:19:12 AM	7/30/2008	
20	L70791-11	CP-SD-09-0-1.5	as rec		SAVE SX	7/30/2008 2:50:16 AM	7/30/2008	
21	L70791-12	CP-SD-09-1.5-3.0	as rec		SAVE SX	7/30/2008 3:21:20 AM	7/30/2008	
22	L70791-13	OD-SD-01-0-1.5	as rec		SAVE SX	7/30/2008 3:52:24 AM	7/30/2008	
23	L70791-14	OD-SD-01-1.5-3.0	as rec		SAVE SX	7/30/2008 4:23:28 AM	7/30/2008	
24	L70791-15	OD-SD-02-0-1.5	as rec		SAVE SX	7/30/2008 4:54:32 AM	7/30/2008	
25	L70791-16	OD-SD-02-1.5-3.0	as rec		SAVE SX	7/30/2008 5:25:36 AM	7/30/2008	
26	L70791-17	OD-SD-04-0-1.5	as rec		SAVE SX	7/30/2008 5:56:40 AM	7/30/2008	
27	L70791-18	OD-SD-04-1.5-3.0	as rec		SAVE SX	7/30/2008 6:27:44 AM	7/30/2008	
28	L70791-19	OD-SD-03-0-1.5	as rec		SAVE SX	7/30/2008 6:58:48 AM	7/30/2008	

Report Comments:

AREV:
Initials, Date

Internal Comments

SREV:
Initials, Date

81108

Air Dry

QC List Type: I-SP-AIRDRY
QCListMatClass: SOLID
Bench Sheet List: I-SP-AIRDRY
QC Ref: NOQC
Group ID: SP-G-DRY-AIR
Method Ref: No 1 1972
SOP Ref: SOPSO001

WG249020

ACZ Laboratories, Inc

Instrument ID: SOILSPREP
Analyst: bjl
ACZ Dept: 20
Create Date: 7/29/2008 4:41:37 PM
Start Date/Time: 7/29/2008 5:00:00 PM
End Date/Time: 7/30/2008 7:30:00 AM

SEQ	ACZ ID	Client ID	SubSX	Pri	ASRECEIVED	Analysis Date	SP AirDry	Comments
29	L70791-20	OD-SD-03-1.5-3.0	as rec		SAVE SX	7/30/2008 7:29:52 AM	7/30/2008	

Sample	Login Comments
L70715-01	SOIL IN A JAR(INORGANIC WALK-IN)
L70715-02	SOIL IN A JAR(INORGANIC WALK-IN)
L70715-03	SOIL IN A JAR(INORGANIC WALK-IN)
L70715-04	SOIL IN A JAR(INORGANIC WALK-IN)
L70715-05	SOIL IN A JAR(INORGANIC WALK-IN)
L70715-06	SOIL IN A BAG(INORGANIC WALK-IN)
L70715-07	SOIL IN A BAG(INORGANIC WALK-IN)
L70715-08	SOIL IN A BAG(INORGANIC WALK-IN)
L70715-09	SOIL IN A BAG(INORGANIC WALK-IN)
L70791-01	16OZ SJ(INORG WALKIN)
L70791-02	16OZ SJ(INORG WALKIN)
L70791-03	16OZ SJ(INORG WALKIN)
L70791-04	16OZ SJ(INORG WALKIN)
L70791-05	16OZ SJ(INORG WALKIN)
L70791-06	16OZ SJ(INORG WALKIN)
L70791-07	16OZ SJ(INORG WALKIN)
L70791-08	16OZ SJ(INORG WALKIN)
L70791-09	16OZ SJ(INORG WALKIN)
L70791-10	16OZ SJ(INORG WALKIN)
L70791-11	16OZ SJ(INORG WALKIN)
L70791-12	16OZ SJ(INORG WALKIN)
L70791-13	16OZ SJ(INORG WALKIN)
L70791-14	16OZ SJ(INORG WALKIN)
L70791-15	16OZ SJ(INORG WALKIN)
L70791-16	16OZ SJ(INORG WALKIN)
L70791-17	16OZ SJ(INORG WALKIN)
L70791-18	16OZ SJ(INORG WALKIN)
L70791-19	16OZ SJ(INORG WALKIN)
L70791-20	16OZ SJ(INORG WALKIN)

Report Comments:

Internal Comments

AREV:
Initials, Date

SREV:
Initials, Date

81108

ACZ Laboratories, Inc.
Geochemistry Department
Data Review and Reagents

Data Reviewer: BJL
Date: 7/30/08

Approved: CWT
Date: 7-30-08

Analyst: BJL

Workgroup: WG249020

Analysis Date: 7/29/08-7/30/08

Sample type used: Soil

Extraction / Digestion / Analysis / Prep / Calc:

	Yes	No	N/A
1. Is the raw data checked to the computer printout for transcription errors?	X		
2. Is the %solid or TS attached for dilution factors?			X
3. Were proper volumes of reagents used per final volume?			X
4. Was the proper sub-sample used (as received, <2000, <500, <250, dry)?	X		
5.Were the dilution factor calculation checked (final volume, weight, %solid)?			X
6. Did the RPD pass?			X
7. Does all the spike information correlate with each other?			X
8. Is the appropriate spike in the computer-designated line?			X
9. Are all errors properly corrected (single-line crossout, dated & initialed)?	X		
10. Is the standard/reagent information complete and current?			X
FOR SREV: QA/QC approval for initial training or 2 sets of initials for WG & LIMS?			

Standard/Reagent	PCN/SCN	Expiration Date

Comments:

FRMSO010.05.07.06

ACZ Laboratories, Inc.
2773 Downhill Drive Steamboat Springs, CO 80487 (800) 334-5493

Workgroup Review and Approval

WG249020

Date Reported: 30-Jul-08
Run ID: R621648
Date Analyzed: 29-Jul-08
ICAL Workgroup:
Instrument ID: SOILSPREP

L70715-01

Tag: Measured: 7/29/2008 5:00:00 PM

Status	Parm_Stored	Type	Value	Dil	Qual	Units	Appv	MDL	RDL	Text Value	Ext Qual
SREV	SP AIRDRY	DRY-AIR		1			NEED				

L70715-02

Tag: Measured: 7/29/2008 5:31:04 PM

Status	Parm_Stored	Type	Value	Dil	Qual	Units	Appv	MDL	RDL	Text Value	Ext Qual
SREV	SP AIRDRY	DRY-AIR		1			NEED				

L70715-03

Tag: Measured: 7/29/2008 6:02:08 PM

Status	Parm_Stored	Type	Value	Dil	Qual	Units	Appv	MDL	RDL	Text Value	Ext Qual
SREV	SP AIRDRY	DRY-AIR		1			NEED				

L70715-04

Tag: Measured: 7/29/2008 6:33:12 PM

Status	Parm_Stored	Type	Value	Dil	Qual	Units	Appv	MDL	RDL	Text Value	Ext Qual
SREV	SP AIRDRY	DRY-AIR		1			NEED				

L70715-05

Tag: Measured: 7/29/2008 7:04:16 PM

Status	Parm_Stored	Type	Value	Dil	Qual	Units	Appv	MDL	RDL	Text Value	Ext Qual
SREV	SP AIRDRY	DRY-AIR		1			NEED				

L70715-06

Tag: Measured: 7/29/2008 7:35:20 PM

Status	Parm_Stored	Type	Value	Dil	Qual	Units	Appv	MDL	RDL	Text Value	Ext Qual
SREV	SP AIRDRY	DRY-AIR		1			NEED				

L70715-07

Tag: Measured: 7/29/2008 8:06:24 PM

Status	Parm_Stored	Type	Value	Dil	Qual	Units	Appv	MDL	RDL	Text Value	Ext Qual
SREV	SP AIRDRY	DRY-AIR		1			NEED				

L70715-08

Tag: Measured: 7/29/2008 8:37:28 PM

Status	Parm_Stored	Type	Value	Dil	Qual	Units	Appv	MDL	RDL	Text Value	Ext Qual
SREV	SP AIRDRY	DRY-AIR		1			NEED				

L70715-09

Tag: Measured: 7/29/2008 9:08:32 PM

Status	Parm_Stored	Type	Value	Dil	Qual	Units	Appv	MDL	RDL	Text Value	Ext Qual
SREV	SP AIRDRY	DRY-AIR		1			NEED				

L70791-01

Tag: Measured: 7/29/2008 9:39:36 PM

Status	Parm_Stored	Type	Value	Dil	Qual	Units	Appv	MDL	RDL	Text Value	Ext Qual
SREV	SP AIRDRY	DRY-AIR		1			NEED				TA

L70791-02 Tag: Measured: 7/29/2008 10:10:40 PM

Status	Parm_Stored	Type	Value	Dil	Qual	Units	Appv	MDL	RDL	Text Value	Ext Qual
SREV	SP AIRDRY	DRY-AIR		1			NEED				TA

L70791-03 Tag: Measured: 7/29/2008 10:41:44 PM

Status	Parm_Stored	Type	Value	Dil	Qual	Units	Appv	MDL	RDL	Text Value	Ext Qual
SREV	SP AIRDRY	DRY-AIR		1			NEED				TA

L70791-04 Tag: Measured: 7/29/2008 11:12:48 PM

Status	Parm_Stored	Type	Value	Dil	Qual	Units	Appv	MDL	RDL	Text Value	Ext Qual
SREV	SP AIRDRY	DRY-AIR		1			NEED				TA

L70791-05 Tag: Measured: 7/29/2008 11:43:52 PM

Status	Parm_Stored	Type	Value	Dil	Qual	Units	Appv	MDL	RDL	Text Value	Ext Qual
SREV	SP AIRDRY	DRY-AIR		1			NEED				TA

L70791-06 Tag: Measured: 7/30/2008 12:14:56 AM

Status	Parm_Stored	Type	Value	Dil	Qual	Units	Appv	MDL	RDL	Text Value	Ext Qual
SREV	SP AIRDRY	DRY-AIR		1			NEED				TA

L70791-07 Tag: Measured: 7/30/2008 12:46:00 AM

Status	Parm_Stored	Type	Value	Dil	Qual	Units	Appv	MDL	RDL	Text Value	Ext Qual
SREV	SP AIRDRY	DRY-AIR		1			NEED				TA

L70791-08 Tag: Measured: 7/30/2008 1:17:04 AM

Status	Parm_Stored	Type	Value	Dil	Qual	Units	Appv	MDL	RDL	Text Value	Ext Qual
SREV	SP AIRDRY	DRY-AIR		1			NEED				TA

L70791-09 Tag: Measured: 7/30/2008 1:48:08 AM

Status	Parm_Stored	Type	Value	Dil	Qual	Units	Appv	MDL	RDL	Text Value	Ext Qual
SREV	SP AIRDRY	DRY-AIR		1			NEED				TA

L70791-10 Tag: Measured: 7/30/2008 2:19:12 AM

Status	Parm_Stored	Type	Value	Dil	Qual	Units	Appv	MDL	RDL	Text Value	Ext Qual
SREV	SP AIRDRY	DRY-AIR		1			NEED				TA

L70791-11 Tag: Measured: 7/30/2008 2:50:16 AM

Status	Parm_Stored	Type	Value	Dil	Qual	Units	Appv	MDL	RDL	Text Value	Ext Qual
SREV	SP AIRDRY	DRY-AIR		1			NEED				TA

L70791-12 Tag: Measured: 7/30/2008 3:21:20 AM

Status	Parm_Stored	Type	Value	Dil	Qual	Units	Appv	MDL	RDL	Text Value	Ext Qual
SREV	SP AIRDRY	DRY-AIR		1			NEED				TA

L70791-13 Tag: Measured: 7/30/2008 3:52:24 AM

Status	Parm_Stored	Type	Value	Dil	Qual	Units	Appv	MDL	RDL	Text Value	Ext Qual
SREV	SP AIRDRY	DRY-AIR		1			NEED				TA

L70791-14 Tag: Measured: 7/30/2008 4:23:28 AM

Status	Parm_Stored	Type	Value	Dil	Qual	Units	Appv	MDL	RDL	Text Value	Ext Qual
SREV	SP AIRDRY	DRY-AIR		1			NEED				TA

L70791-15 Tag: Measured: 7/30/2008 4:54:32 AM

Status	Parm_Stored	Type	Value	Dil	Qual	Units	Appv	MDL	RDL	Text Value	Ext Qual
SREV	SP AIRDRY	DRY-AIR		1			NEED				TA

L70791-16 Tag: Measured: 7/30/2008 5:25:36 AM

Status	Parm_Stored	Type	Value	Dil	Qual	Units	Appv	MDL	RDL	Text Value	Ext Qual
SREV	SP AIRDRY	DRY-AIR		1			NEED				TA

L70791-17 Tag: Measured: 7/30/2008 5:56:40 AM

Status	Parm_Stored	Type	Value	Dil	Qual	Units	Appv	MDL	RDL	Text Value	Ext Qual
SREV	SP AIRDRY	DRY-AIR		1			NEED				TA

L70791-18 Tag: Measured: 7/30/2008 6:27:44 AM

Status	Parm_Stored	Type	Value	Dil	Qual	Units	Appv	MDL	RDL	Text Value	Ext Qual
SREV	SP AIRDRY	DRY-AIR		1			NEED				TA

L70791-19 Tag: Measured: 7/30/2008 6:58:48 AM

Status	Parm_Stored	Type	Value	Dil	Qual	Units	Appv	MDL	RDL	Text Value	Ext Qual
SREV	SP AIRDRY	DRY-AIR		1			NEED				TA

L70791-20 Tag: Measured: 7/30/2008 7:29:52 AM

Status	Parm_Stored	Type	Value	Dil	Qual	Units	Appv	MDL	RDL	Text Value	Ext Qual
SREV	SP AIRDRY	DRY-AIR		1			NEED				TA

Air Dry

QC List Type: I-SP-AIRDRY
QCListMatClass: SOLID
Bench Sheet List: I-SP-AIRDRY
QC Ref: NOQC
Group ID: SP-G-DRY-AIR
Method Ref: No 1 1972
SOP Ref: SOPSO001

WG249020

ACZ Laboratories, Inc

Instrument ID: SOILSPREP
Analyst: BJR
ACZ Dept: 20
Create Date: 7/29/2008 4:41:37 PM
Start Date/Time: 7/29/08 5PM
End Date/Time: 7/30/08 7:30 AM

SEQ	ACZ ID	Client ID	SubSX	Pri	ASRECEIVED	Analysis Date	SP AirDry	Comments
1	L70715-01	MRF0482-01	as rec			7/30/08	7/30/08	
2	L70715-02	MRF0482-02						
3	L70715-03	MRF0482-03						
4	L70715-04	MRF0482-04						
5	L70715-05	MRF0482-05						
6	L70715-06	MRF0482-06						
7	L70715-07	MRF0482-07						
8	L70715-08	MRF0482-08						
9	L70715-09	MRF0482-09						
10	L70791-01	CP-Q09-0-1			SAVE SX			
11	L70791-02	CP-Q09-1-3			SAVE SX			
12	L70791-03	CP-SD-07-0-1.5			SAVE SX			
13	L70791-04	CP-SD-07-1.5-3.0			SAVE SX			
14	L70791-05	CP-P12-0-1			SAVE SX			
15	L70791-06	CP-P12-1-3			SAVE SX			
16	L70791-07	CP-SD-08-0-1.5			SAVE SX			
17	L70791-08	CP-SD-08-1.5-3.0			SAVE SX			
18	L70791-09	CP-SD-10-0-1.5			SAVE SX			
19	L70791-10	CP-SD-10-1.5-3.0			SAVE SX			
20	L70791-11	CP-SD-09-0-1.5			SAVE SX			
21	L70791-12	CP-SD-09-1.5-3.0			SAVE SX			
22	L70791-13	OD-SD-01-0-1.5			SAVE SX			
23	L70791-14	OD-SD-01-1.5-3.0			SAVE SX			
24	L70791-15	OD-SD-02-0-1.5			SAVE SX			

Report Comments:

AREV:
Initials, Date

Internal Comments

SREV:
Initials, Date

81108

Air Dry

QC List Type: I-SP-AIRDRY
QCListMatClass: SOLID
Bench Sheet List: I-SP-AIRDRY
QC Ref: NOQC
Group ID: SP-G-DRY-AIR
Method Ref: No 1 1972
SOP Ref: SOPSO001

WG249020

ACZ Laboratories, Inc

Instrument ID: SOILSPREP
Analyst:
ACZ Dept: 20
Create Date: 7/29/2008 4:41:37 PM
Start Date/Time:
End Date/Time:

SEQ	ACZ ID	Client ID	SubSX	Pri	ASRECEIVED	Analysis Date	SP AirDry	Comments
25	L70791-16	OD-SD-02-1.5-3.0			SAVE SX			
26	L70791-17	OD-SD-04-0-1.5			SAVE SX			
27	L70791-18	OD-SD-04-1.5-3.0			SAVE SX			
28	L70791-19	OD-SD-03-0-1.5			SAVE SX			
29	L70791-20	OD-SD-03-1.5-3.0			SAVE SX			

Report Comments:

Internal Comments

AREV: Initials, Date

SREV: Initials, Date

81108

Air Dry

QC List Type: I-SP-AIRDRY
QCListMatClass: SOLID
Bench Sheet List: I-SP-AIRDRY
QC Ref: NOQC
Group ID: SP-G-DRY-AIR
Method Ref: No 1 1972
SOP Ref: SOPSO001

WG249020

ACZ Laboratories, Inc

Instrument ID: SOILSPREP
Analyst:
ACZ Dept: 20
Create Date: 7/29/2008 4:41:37 PM
Start Date/Time:
End Date/Time:

Sample	Login Comments
L70715-01	SOIL IN A JAR(INORGANIC WALK-IN)
L70715-02	SOIL IN A JAR(INORGANIC WALK-IN)
L70715-03	SOIL IN A JAR(INORGANIC WALK-IN)
L70715-04	SOIL IN A JAR(INORGANIC WALK-IN)
L70715-05	SOIL IN A JAR(INORGANIC WALK-IN)
L70715-06	SOIL IN A BAG(INORGANIC WALK-IN)
L70715-07	SOIL IN A BAG(INORGANIC WALK-IN)
L70715-08	SOIL IN A BAG(INORGANIC WALK-IN)
L70715-09	SOIL IN A BAG(INORGANIC WALK-IN)
L70791-01	16OZ SJ(INORG WALKIN)
L70791-02	16OZ SJ(INORG WALKIN)
L70791-03	16OZ SJ(INORG WALKIN)
L70791-04	16OZ SJ(INORG WALKIN)
L70791-05	16OZ SJ(INORG WALKIN)
L70791-06	16OZ SJ(INORG WALKIN)
L70791-07	16OZ SJ(INORG WALKIN)
L70791-08	16OZ SJ(INORG WALKIN)
L70791-09	16OZ SJ(INORG WALKIN)
L70791-10	16OZ SJ(INORG WALKIN)
L70791-11	16OZ SJ(INORG WALKIN)
L70791-12	16OZ SJ(INORG WALKIN)
L70791-13	16OZ SJ(INORG WALKIN)
L70791-14	16OZ SJ(INORG WALKIN)
L70791-15	16OZ SJ(INORG WALKIN)
L70791-16	16OZ SJ(INORG WALKIN)
L70791-17	16OZ SJ(INORG WALKIN)
L70791-18	16OZ SJ(INORG WALKIN)
L70791-19	16OZ SJ(INORG WALKIN)
L70791-20	16OZ SJ(INORG WALKIN)

Report Comments:

Internal Comments

AREV: _____
Initials, Date

SREV: _____
Initials, Date

81108

Soil Prep Sieve

QC List Type: I-SP-SIEVE-ALL
QCListMatClass: SOLID
Bench Sheet List: I-SP-SIEVE-ALL
QC Ref: NOQC
Group ID: SP-G-SIEVE
Method Ref: ASA No. 9 15-4.2.2
SOP Ref: SOPSO001

WG249412

ACZ Laboratories, Inc

Instrument ID: SOILSPREP
Analyst: lwt/brd
ACZ Dept: 20
Create Date: 8/5/2008 11:21:50 AM
Start Date/Time: 8/5/2008 11:30:00 AM
End Date/Time: 8/5/2008 1:30:00 PM

SEQ	ACZ ID	Client ID	SubSX	Pri	Analysis Date	SP SIEVE 2000	SP Sieve2000	SP Sieve500	SP Sieve250	SP Sieve177	sp sieve150	SP Sieve125	SP Sieve100	SP Sieve74	SP Sieve63	SP Sieve38	Comments
1	L70791-01	CP-Q09-0-1	dry		08/05/08 11:30	☑	8/5/2008										
2	L70791-02	CP-Q09-1-3	dry		08/05/08 11:33	☑	8/5/2008										
3	L70791-03	CP-SD-07-0-1.5	dry		08/05/08 11:37	☑	8/5/2008										
4	L70791-04	CP-SD-07-1.5-3.0	dry		08/05/08 11:40	☑	8/5/2008										
5	L70791-05	CP-P12-0-1	dry		08/05/08 11:44	☑	8/5/2008										
6	L70791-06	CP-P12-1-3	dry		08/05/08 11:47	☑	8/5/2008										
7	L70791-07	CP-SD-08-0-1.5	dry		08/05/08 11:51	☑	8/5/2008										
8	L70791-08	CP-SD-08-1.5-3.0	dry		08/05/08 11:54	☑	8/5/2008										
9	L70791-09	CP-SD-10-0-1.5	dry		08/05/08 11:58	☑	8/5/2008										
10	L70791-10	CP-SD-10-1.5-3.0	dry		08/05/08 12:01	☑	8/5/2008										
11	L70791-11	CP-SD-09-0-1.5	dry		08/05/08 12:05	☑	8/5/2008										
12	L70791-12	CP-SD-09-1.5-3.0	dry		08/05/08 12:08	☑	8/5/2008										
13	L70791-13	OD-SD-01-0-1.5	dry		08/05/08 12:12	☑	8/5/2008										

Report Comments:

Internal Comments

AREV: BRD 8/5/08
Initials, Date

SREV: LWT 8-5-08
Initials, Date

81508

OK 8/6/08

Soil Prep Sieve

QC List Type: I-SP-SIEVE-ALL
QCListMatClass: SOLID
Bench Sheet List: I-SP-SIEVE-ALL
QC Ref: NOQC
Group ID: SP-G-SIEVE
Method Ref: ASA No. 9 15-4.2.2
SOP Ref: SOPSO001

WG249412

ACZ Laboratories, Inc

Instrument ID: SOILSPREP
Analyst: lwt/brd
ACZ Dept: 20
Create Date: 8/5/2008 11:21:50 AM
Start Date/Time: 8/5/2008 11:30:00 AM
End Date/Time: 8/5/2008 1:30:00 PM

SEQ	ACZ ID	Client ID	SubSX	Pri	Analysis Date	SP SIEVE 2000	SP Sieve2000	SP Sieve500	SP Sieve250	SP Sieve177	sp sieve150	SP Sieve125	SP Sieve100	SP Sieve74	SP Sieve63	SP Sieve38	Comments
14	L70791-14	OD-SD-01-1.5-3.0	dry		08/05/08 12:15	☑	8/5/2008										
15	L70791-15	OD-SD-02-0-1.5	dry		08/05/08 12:19	☑	8/5/2008										
16	L70791-16	OD-SD-02-1.5-3.0	dry		08/05/08 12:23	☑	8/5/2008										
17	L70791-17	OD-SD-04-0-1.5	dry		08/05/08 12:26	☑	8/5/2008										
18	L70791-18	OD-SD-04-1.5-3.0	dry		08/05/08 12:30	☑	8/5/2008										
19	L70791-19	OD-SD-03-0-1.5	dry		08/05/08 12:33	☑	8/5/2008										
20	L70791-20	OD-SD-03-1.5-3.0	dry		08/05/08 12:37	☑	8/5/2008										
21	L70819-01	OD-SD-05-0-1.5	dry		08/05/08 12:40	☑	8/5/2008										
22	L70819-02	OD-SD-05-1.5-3.0	dry		08/05/08 12:44	☑	8/5/2008										
23	L70819-03	OD-SD-06-0-1.5	dry		08/05/08 12:47	☑	8/5/2008										
24	L70819-04	OD-SD-06-1.5-3.0	dry		08/05/08 12:51	☑	8/5/2008										
25	L70819-05	OD-JS-01-0-1	dry		08/05/08 12:54	☑	8/5/2008										
26	L70819-06	OD-JS-01-1-3	dry		08/05/08 12:58	☑	8/5/2008										

Report Comments:

AREV:
Initials, Date

Internal Comments

SREV:
Initials, Date

81508

Soil Prep Sieve

WG249412

ACZ Laboratories, Inc

QC List Type: I-SP-SIEVE-ALL
QCListMatClass: SOLID
Bench Sheet List: I-SP-SIEVE-ALL
QC Ref: NOQC
Group ID: SP-G-SIEVE
Method Ref: ASA No. 9 15-4.2.2
SOP Ref: SOPSO001

Instrument ID: SOILSPREP
Analyst: lwt/brd
ACZ Dept: 20
Create Date: 8/5/2008 11:21:50 AM
Start Date/Time: 8/5/2008 11:30:00 AM
End Date/Time: 8/5/2008 1:30:00 PM

SEQ	ACZ ID	Client ID	SubSX	Pri	Analysis Date	SP SIEVE 2000	SP Sieve2000	SP Sieve500	SP Sieve250	SP Sieve177	sp sieve150	SP Sieve125	SP Sieve100	SP Sieve74	SP Sieve63	SP Sieve38	Comments
27	L70819-07	OD-JS-02-0-1	dry		08/05/08 13:01	☑	8/5/2008										
28	L70819-08	OD-JS-02-1-3	dry		08/05/08 13:05	☑	8/5/2008										
29	L70819-09	OD-JS-02-5-7	dry		08/05/08 13:08	☑	8/5/2008										
30	L70819-10	EM-C22-0-1	dry		08/05/08 13:12	☑	8/5/2008										
31	L70819-11	EM-C22-1-3	dry		08/05/08 13:16	☑	8/5/2008										
32	L70819-12	EM-C22-5-7	dry		08/05/08 13:19	☑	8/5/2008										
33	L70819-13	EM-E24-0-1	dry		08/05/08 13:23	☑	8/5/2008										
34	L70819-14	EM-E24-1-3	dry		08/05/08 13:26	☑	8/5/2008										
35	L70819-15	EM-E24-5-7	dry		08/05/08 13:30	☑	8/5/2008										

Report Comments:

AREV: _____
Initials, Date

Internal Comments

SREV: _____
Initials, Date

81508

Soil Prep Sieve

WG249412

ACZ Laboratories, Inc

QC List Type: I-SP-SIEVE-ALL
QCListMatClass: SOLID
Bench Sheet List: I-SP-SIEVE-ALL
QC Ref: NOQC
Group ID: SP-G-SIEVE
Method Ref: ASA No. 9 15-4.2.2
SOP Ref: SOPSO001

Instrument ID: SOILSPREP
Analyst: lwt/brd
ACZ Dept: 20
Create Date: 8/5/2008 11:21:50 AM
Start Date/Time: 8/5/2008 11:30:00 AM
End Date/Time: 8/5/2008 1:30:00 PM

Sample	Login Comments
L70791-01	16OZ SJ(INORG WALKIN)
L70791-02	16OZ SJ(INORG WALKIN)
L70791-03	16OZ SJ(INORG WALKIN)
L70791-04	16OZ SJ(INORG WALKIN)
L70791-05	16OZ SJ(INORG WALKIN)
L70791-06	16OZ SJ(INORG WALKIN)
L70791-07	16OZ SJ(INORG WALKIN)
L70791-08	16OZ SJ(INORG WALKIN)
L70791-09	16OZ SJ(INORG WALKIN)
L70791-10	16OZ SJ(INORG WALKIN)
L70791-11	16OZ SJ(INORG WALKIN)
L70791-12	16OZ SJ(INORG WALKIN)
L70791-13	16OZ SJ(INORG WALKIN)
L70791-14	16OZ SJ(INORG WALKIN)
L70791-15	16OZ SJ(INORG WALKIN)
L70791-16	16OZ SJ(INORG WALKIN)
L70791-17	16OZ SJ(INORG WALKIN)
L70791-18	16OZ SJ(INORG WALKIN)
L70791-19	16OZ SJ(INORG WALKIN)
L70791-20	16OZ SJ(INORG WALKIN)
L70819-01	16OZ SJ(INORG WALKIN)
L70819-02	16OZ SJ(INORG WALKIN)
L70819-03	16OZ SJ(INORG WALKIN)
L70819-04	16OZ SJ(INORG WALKIN)
L70819-05	16OZ SJ(INORG WALKIN)
L70819-06	16OZ SJ(INORG WALKIN)
L70819-07	16OZ SJ(INORG WALKIN)
L70819-08	16OZ SJ(INORG WALKIN)
L70819-09	16OZ SJ(INORG WALKIN)
L70819-10	16OZ SJ(INORG WALKIN)
L70819-11	16OZ SJ(INORG WALKIN)
L70819-12	16OZ SJ(INORG WALKIN)
L70819-13	16OZ SJ(INORG WALKIN)
L70819-14	16OZ SJ(INORG WALKIN)
L70819-15	16OZ SJ(INORG WALKIN)

Report Comments:

Internal Comments

AREV:
Initials, Date

SREV:
Initials, Date

81508

ACZ Laboratories, Inc.
Geochemistry Department
Data Review and Reagents

Data Reviewer: BRD
Date: 8-5-08

Approved: LWT
Date: 8-5-08

Analyst: LWT / BRD

Workgroup: 249412

Analysis Date: 8-5-08

Sample type used: Soil

Extraction / Digestion / Analysis / Prep / Calc:

	Yes	No	N/A
1. Is the raw data checked to the computer printout for transcription errors?	X		
2. Is the %solid or TS attached for dilution factors?			X
3. Were proper volumes of reagents used per final volume?			X
4. Was the proper sub-sample used (as received, <2000, <500, <250, dry)?	X		
5.Were the dilution factor calculation checked (final volume, weight, %solid)?			X
6. Did the RPD pass?			X
7. Does all the spike information correlate with each other?			X
8. Is the appropriate spike in the computer-designated line?			X
9. Are all errors properly corrected (single-line crossout, dated & initialed)?	X		
10. Is the standard/reagent information complete and current?			X
FOR SREV: QA/QC approval for initial training or 2 sets of initials for WG & LIMS?			

Standard/Reagent	PCN/SCN	Expiration Date

Comments:

FRMSO010.05.07.06

ACZ Laboratories, Inc.
2773 Downhill Drive Steamboat Springs, CO 80487 (800) 334-5493

Workgroup Review and Approval

WG249412

Date Reported: 05-Aug-08
Run ID: R622718
Date Analyzed: 05-Aug-08
ICAL Workgroup:
Instrument ID: SOILSPREP

L70791-01

Tag: Measured: 8/5/2008 11:30:00 AM

Status	Parm_Stored	Type	Value	Dil	Qual	Units	Appv	MDL	RDL	Text Value	Ext Qual
SREV	SP SIEVE2000	IEVE2000		1			NEED				TA

L70791-02

Tag: Measured: 8/5/2008 11:33:32 AM

Status	Parm_Stored	Type	Value	Dil	Qual	Units	Appv	MDL	RDL	Text Value	Ext Qual
SREV	SP SIEVE2000	IEVE2000		1			NEED				TA

L70791-03

Tag: Measured: 8/5/2008 11:37:04 AM

Status	Parm_Stored	Type	Value	Dil	Qual	Units	Appv	MDL	RDL	Text Value	Ext Qual
SREV	SP SIEVE2000	IEVE2000		1			NEED				TA

L70791-04

Tag: Measured: 8/5/2008 11:40:36 AM

Status	Parm_Stored	Type	Value	Dil	Qual	Units	Appv	MDL	RDL	Text Value	Ext Qual
SREV	SP SIEVE2000	IEVE2000		1			NEED				TA

L70791-05

Tag: Measured: 8/5/2008 11:44:08 AM

Status	Parm_Stored	Type	Value	Dil	Qual	Units	Appv	MDL	RDL	Text Value	Ext Qual
SREV	SP SIEVE2000	IEVE2000		1			NEED				TA

L70791-06

Tag: Measured: 8/5/2008 11:47:40 AM

Status	Parm_Stored	Type	Value	Dil	Qual	Units	Appv	MDL	RDL	Text Value	Ext Qual
SREV	SP SIEVE2000	IEVE2000		1			NEED				TA

L70791-07

Tag: Measured: 8/5/2008 11:51:12 AM

Status	Parm_Stored	Type	Value	Dil	Qual	Units	Appv	MDL	RDL	Text Value	Ext Qual
SREV	SP SIEVE2000	IEVE2000		1			NEED				TA

L70791-08

Tag: Measured: 8/5/2008 11:54:44 AM

Status	Parm_Stored	Type	Value	Dil	Qual	Units	Appv	MDL	RDL	Text Value	Ext Qual
SREV	SP SIEVE2000	IEVE2000		1			NEED				TA

L70791-09

Tag: Measured: 8/5/2008 11:58:16 AM

Status	Parm_Stored	Type	Value	Dil	Qual	Units	Appv	MDL	RDL	Text Value	Ext Qual
SREV	SP SIEVE2000	IEVE2000		1			NEED				TA

L70791-10

Tag: Measured: 8/5/2008 12:01:48 PM

Status	Parm_Stored	Type	Value	Dil	Qual	Units	Appv	MDL	RDL	Text Value	Ext Qual
SREV	SP SIEVE2000	IEVE2000		1			NEED				TA

L70791-11 Tag: Measured: 8/5/2008 12:05:20 PM

Status	Parm_Stored	Type	Value	Dil	Qual	Units	Appv	MDL	RDL	Text Value	Ext Qual
SREV	SP SIEVE2000	IEVE2000		1			NEED				TA

L70791-12 Tag: Measured: 8/5/2008 12:08:52 PM

Status	Parm_Stored	Type	Value	Dil	Qual	Units	Appv	MDL	RDL	Text Value	Ext Qual
SREV	SP SIEVE2000	IEVE2000		1			NEED				TA

L70791-13 Tag: Measured: 8/5/2008 12:12:24 PM

Status	Parm_Stored	Type	Value	Dil	Qual	Units	Appv	MDL	RDL	Text Value	Ext Qual
SREV	SP SIEVE2000	IEVE2000		1			NEED				TA

L70791-14 Tag: Measured: 8/5/2008 12:15:56 PM

Status	Parm_Stored	Type	Value	Dil	Qual	Units	Appv	MDL	RDL	Text Value	Ext Qual
SREV	SP SIEVE2000	IEVE2000		1			NEED				TA

L70791-15 Tag: Measured: 8/5/2008 12:19:28 PM

Status	Parm_Stored	Type	Value	Dil	Qual	Units	Appv	MDL	RDL	Text Value	Ext Qual
SREV	SP SIEVE2000	IEVE2000		1			NEED				TA

L70791-16 Tag: Measured: 8/5/2008 12:23:00 PM

Status	Parm_Stored	Type	Value	Dil	Qual	Units	Appv	MDL	RDL	Text Value	Ext Qual
SREV	SP SIEVE2000	IEVE2000		1			NEED				TA

L70791-17 Tag: Measured: 8/5/2008 12:26:32 PM

Status	Parm_Stored	Type	Value	Dil	Qual	Units	Appv	MDL	RDL	Text Value	Ext Qual
SREV	SP SIEVE2000	IEVE2000		1			NEED				TA

L70791-18 Tag: Measured: 8/5/2008 12:30:04 PM

Status	Parm_Stored	Type	Value	Dil	Qual	Units	Appv	MDL	RDL	Text Value	Ext Qual
SREV	SP SIEVE2000	IEVE2000		1			NEED				TA

L70791-19 Tag: Measured: 8/5/2008 12:33:36 PM

Status	Parm_Stored	Type	Value	Dil	Qual	Units	Appv	MDL	RDL	Text Value	Ext Qual
SREV	SP SIEVE2000	IEVE2000		1			NEED				TA

L70791-20 Tag: Measured: 8/5/2008 12:37:08 PM

Status	Parm_Stored	Type	Value	Dil	Qual	Units	Appv	MDL	RDL	Text Value	Ext Qual
SREV	SP SIEVE2000	IEVE2000		1			NEED				TA

L70819-01 Tag: Measured: 8/5/2008 12:40:40 PM

Status	Parm_Stored	Type	Value	Dil	Qual	Units	Appv	MDL	RDL	Text Value	Ext Qual
SREV	SP SIEVE2000	IEVE2000		1			NEED				TA

L70819-02 Tag: Measured: 8/5/2008 12:44:12 PM

Status	Parm_Stored	Type	Value	Dil	Qual	Units	Appv	MDL	RDL	Text Value	Ext Qual
SREV	SP SIEVE2000	IEVE2000		1			NEED				TA

L70819-03 Tag: Measured: 8/5/2008 12:47:44 PM

Status	Parm_Stored	Type	Value	Dil	Qual	Units	Appv	MDL	RDL	Text Value	Ext Qual
SREV	SP SIEVE2000	IEVE2000		1			NEED				TA

L70819-04 Tag: Measured: 8/5/2008 12:51:16 PM

Status	Parm_Stored	Type	Value	Dil	Qual	Units	Appv	MDL	RDL	Text Value	Ext Qual
SREV	SP SIEVE2000	IEVE2000		1			NEED				TA

L70819-05 Tag: Measured: 8/5/2008 12:54:48 PM

Status	Parm_Stored	Type	Value	Dil	Qual	Units	Appv	MDL	RDL	Text Value	Ext Qual
SREV	SP SIEVE2000	IEVE2000		1			NEED				TA

L70819-06 Tag: Measured: 8/5/2008 12:58:20 PM

Status	Parm_Stored	Type	Value	Dil	Qual	Units	Appv	MDL	RDL	Text Value	Ext Qual
SREV	SP SIEVE2000	IEVE2000		1			NEED				TA

L70819-07 Tag: Measured: 8/5/2008 1:01:52 PM

Status	Parm_Stored	Type	Value	Dil	Qual	Units	Appv	MDL	RDL	Text Value	Ext Qual
SREV	SP SIEVE2000	IEVE2000		1			NEED				TA

L70819-08 Tag: Measured: 8/5/2008 1:05:24 PM

Status	Parm_Stored	Type	Value	Dil	Qual	Units	Appv	MDL	RDL	Text Value	Ext Qual
SREV	SP SIEVE2000	IEVE2000		1			NEED				TA

L70819-09 Tag: Measured: 8/5/2008 1:08:56 PM

Status	Parm_Stored	Type	Value	Dil	Qual	Units	Appv	MDL	RDL	Text Value	Ext Qual
SREV	SP SIEVE2000	IEVE2000		1			NEED				TA

L70819-10 Tag: Measured: 8/5/2008 1:12:28 PM

Status	Parm_Stored	Type	Value	Dil	Qual	Units	Appv	MDL	RDL	Text Value	Ext Qual
SREV	SP SIEVE2000	IEVE2000		1			NEED				TA

L70819-11 Tag: Measured: 8/5/2008 1:16:00 PM

Status	Parm_Stored	Type	Value	Dil	Qual	Units	Appv	MDL	RDL	Text Value	Ext Qual
SREV	SP SIEVE2000	IEVE2000		1			NEED				TA

L70819-12 Tag: Measured: 8/5/2008 1:19:32 PM

Status	Parm_Stored	Type	Value	Dil	Qual	Units	Appv	MDL	RDL	Text Value	Ext Qual
SREV	SP SIEVE2000	IEVE2000		1			NEED				TA

L70819-13

Tag: Measured: 8/5/2008 1:23:04 PM

Status	Parm_Stored	Type	Value	Dil	Qual	Units	Appv	MDL	RDL	Text Value	Ext Qual
SREV	SP SIEVE2000	IEVE2000		1			NEED				TA

L70819-14

Tag: Measured: 8/5/2008 1:26:36 PM

Status	Parm_Stored	Type	Value	Dil	Qual	Units	Appv	MDL	RDL	Text Value	Ext Qual
SREV	SP SIEVE2000	IEVE2000		1			NEED				TA

L70819-15

Tag: Measured: 8/5/2008 1:30:08 PM

Status	Parm_Stored	Type	Value	Dil	Qual	Units	Appv	MDL	RDL	Text Value	Ext Qual
SREV	SP SIEVE2000	IEVE2000		1			NEED				TA

Soil Prep Sieve

QC List Type: I-SP-SIEVE-ALL
QCListMatClass: SOLID
Bench Sheet List: I-SP-SIEVE-ALL
QC Ref: NOQC
Group ID: SP-G-SIEVE
Method Ref: ASA No. 9 15-4.2.2
SOP Ref: SOPSO001

WG249412

ACZ Laboratories, Inc

Instrument ID: SOILSPREP
Analyst: LWT / BRD
ACZ Dept: 20
Create Date: 8/5/2008 11:21:50 AM
Start Date/Time: 8-5-08 11:30AM
End Date/Time: 8-5-08 ~~1:15~~ 1:30 D LWT 8-5-08

SEQ	ACZ ID	Client ID	SubSX	Pri	Analysis Date	SP SIEVE 2000	SP Sieve2000	SP Sieve500	SP Sieve250	SP Sieve177	sp sieve150	SP Sieve125	SP Sieve100	SP Sieve74	SP Sieve63	SP Sieve38	Comments
1	L70791-01	CP-Q09-0-1				☑											
2	L70791-02	CP-Q09-1-3				☑											
3	L70791-03	CP-SD-07-0-1.5				☑											
4	L70791-04	CP-SD-07-1.5-3.0				☑											
5	L70791-05	CP-P12-0-1				☑											
6	L70791-06	CP-P12-1-3				☑											
7	L70791-07	CP-SD-08-0-1.5				☑											
8	L70791-08	CP-SD-08-1.5-3.0				☑											
9	L70791-09	CP-SD-10-0-1.5				☑											
10	L70791-10	CP-SD-10-1.5-3.0				☑											
11	L70791-11	CP-SD-09-0-1.5				☑											
12	L70791-12	CP-SD-09-1.5-3.0				☑											
13	L70791-13	OD-SD-01-0-1.5				☑											
14	L70791-14	OD-SD-01-1.5-3.0				☑											
15	L70791-15	OD-SD-02-0-1.5				☑											
16	L70791-16	OD-SD-02-1.5-3.0				☑											
17	L70791-17	OD-SD-04-0-1.5				☑											
18	L70791-18	OD-SD-04-1.5-3.0				☑											
19	L70791-19	OD-SD-03-0-1.5				☑											
20	L70791-20	OD-SD-03-1.5-3.0				☑											
21	L70819-01	OD-SD-05-0-1.5				☑											
22	L70819-02	OD-SD-05-1.5-3.0				☑											

DRY

Report Comments:

AREV: Initials, Date

Internal Comments

SREV: Initials, Date

81508

Soil Prep Sieve

QC List Type: I-SP-SIEVE-ALL
QCListMatClass: SOLID
Bench Sheet List: I-SP-SIEVE-ALL
QC Ref: NOQC
Group ID: SP-G-SIEVE
Method Ref: ASA No. 9 15-4.2.2
SOP Ref: SOPSO001

WG249412

ACZ Laboratories, Inc

Instrument ID: SOILSPREP
Analyst: lwf / BRD
ACZ Dept: 20
Create Date: 8/5/2008 11:21:50 AM
Start Date/Time:
End Date/Time:

SEQ	ACZ ID	Client ID	SubSX	Pri	Analysis Date	SP SIEVE 2000	SP Sieve2000	SP Sieve500	SP Sieve250	SP Sieve177	sp sieve150	SP Sieve125	SP Sieve100	SP Sieve74	SP Sieve63	SP Sieve38	Comments
23	L70819-03	OD-SD-06-0-1.5	DLT			☑											
24	L70819-04	OD-SD-06-1.5-3.0				☑											
25	L70819-05	OD-JS-01-0-1				☑											
26	L70819-06	OD-JS-01-1-3				☑											
27	L70819-07	OD-JS-02-0-1				☑											
28	L70819-08	OD-JS-02-1-3				☑											
29	L70819-09	OD-JS-02-5-7				☑											
30	L70819-10	EM-C22-0-1				☑											
31	L70819-11	EM-C22-1-3				☑											
32	L70819-12	EM-C22-5-7				☑											
33	L70819-13	EM-E24-0-1				☑											
34	L70819-14	EM-E24-1-3				☑											
35	L70819-15	EM-E24-5-7				☑											

Report Comments:

AREV:
Initials, Date

Internal Comments

SREV:
Initials, Date

81508

Soil Prep Sieve

WG249412

ACZ Laboratories, Inc

QC List Type: I-SP-SIEVE-ALL
QCListMatClass: SOLID
Bench Sheet List: I-SP-SIEVE-ALL
QC Ref: NOQC
Group ID: SP-G-SIEVE
Method Ref: ASA No. 9 15-4.2.2
SOP Ref: SOPSO001

Instrument ID: SOILSPREP
Analyst:
ACZ Dept: 20
Create Date: 8/5/2008 11:21:50 AM
Start Date/Time:
End Date/Time:

Sample	Login Comments
L70791-01	16OZ SJ(INORG WALKIN)
L70791-02	16OZ SJ(INORG WALKIN)
L70791-03	16OZ SJ(INORG WALKIN)
L70791-04	16OZ SJ(INORG WALKIN)
L70791-05	16OZ SJ(INORG WALKIN)
L70791-06	16OZ SJ(INORG WALKIN)
L70791-07	16OZ SJ(INORG WALKIN)
L70791-08	16OZ SJ(INORG WALKIN)
L70791-09	16OZ SJ(INORG WALKIN)
L70791-10	16OZ SJ(INORG WALKIN)
L70791-11	16OZ SJ(INORG WALKIN)
L70791-12	16OZ SJ(INORG WALKIN)
L70791-13	16OZ SJ(INORG WALKIN)
L70791-14	16OZ SJ(INORG WALKIN)
L70791-15	16OZ SJ(INORG WALKIN)
L70791-16	16OZ SJ(INORG WALKIN)
L70791-17	16OZ SJ(INORG WALKIN)
L70791-18	16OZ SJ(INORG WALKIN)
L70791-19	16OZ SJ(INORG WALKIN)
L70791-20	16OZ SJ(INORG WALKIN)
L70819-01	16OZ SJ(INORG WALKIN)
L70819-02	16OZ SJ(INORG WALKIN)
L70819-03	16OZ SJ(INORG WALKIN)
L70819-04	16OZ SJ(INORG WALKIN)
L70819-05	16OZ SJ(INORG WALKIN)
L70819-06	16OZ SJ(INORG WALKIN)
L70819-07	16OZ SJ(INORG WALKIN)
L70819-08	16OZ SJ(INORG WALKIN)
L70819-09	16OZ SJ(INORG WALKIN)
L70819-10	16OZ SJ(INORG WALKIN)
L70819-11	16OZ SJ(INORG WALKIN)
L70819-12	16OZ SJ(INORG WALKIN)
L70819-13	16OZ SJ(INORG WALKIN)
L70819-14	16OZ SJ(INORG WALKIN)
L70819-15	16OZ SJ(INORG WALKIN)

Report Comments:

Internal Comments

AREV:
Initials, Date

SREV:
Initials, Date

81508

L70791 FMI Gold & Copper - Sierrita

L70791-01

Metals Analysis

Antimony, total (3050)	M6020 ICP-MS	WG250091
Arsenic, total (3050)	M6020 ICP-MS	WG249797
Barium, total (3050)	M6010B ICP	WG250000
Beryllium, total (3050)	M6010B ICP	WG250054
Cadmium, total (3050)	M6010B ICP	WG250000
Chromium, total (3050)	M6010B ICP	WG250000
Cobalt, total (3050)	M6010B ICP	WG250000
Copper, total (3050)	M6010B ICP	WG250000
Lead, total (3050)	M6020 ICP-MS	WG249797
Manganese, total (3050)	M6010B ICP	WG250054
Mercury, total	M7471A CVAA	WG249682
Molybdenum, total (3050)	M6010B ICP	WG250000
Nickel, total (3050)	M6010B ICP	WG250000
Selenium, total (3050)	M6020 ICP-MS	WG249797
Thallium, total (3050)	M6020 ICP-MS	WG250091
Uranium, total (3050)	M6020 ICP-MS	WG249797
Zinc, total (3050)	M6010B ICP	WG250000

Soil Analysis

Solids, Percent	CLPSOW390, PART F, D-98	WG249031

Soil Preparation

Air Dry at 34 Degrees C	USDA No. 1, 1972	WG249020
Digestion - Hot Plate	M3050B ICP-MS	WG249661
Sieve-2000 um (2.0mm)	ASA No.9, 15-4.2.2	WG249412

L70791-02

Metals Analysis

Antimony, total (3050)	M6020 ICP-MS	WG250091
Arsenic, total (3050)	M6020 ICP-MS	WG249797
Barium, total (3050)	M6010B ICP	WG250000
Beryllium, total (3050)	M6010B ICP	WG250054
Cadmium, total (3050)	M6010B ICP	WG250000
Chromium, total (3050)	M6010B ICP	WG250000
Cobalt, total (3050)	M6010B ICP	WG250000
Copper, total (3050)	M6010B ICP	WG250000
Lead, total (3050)	M6020 ICP-MS	WG249797
Manganese, total (3050)	M6010B ICP	WG250054
Mercury, total	M7471A CVAA	WG249682
Molybdenum, total (3050)	M6010B ICP	WG250000
Nickel, total (3050)	M6010B ICP	WG250000
Selenium, total (3050)	M6020 ICP-MS	WG249797
Thallium, total (3050)	M6020 ICP-MS	WG250091
Uranium, total (3050)	M6020 ICP-MS	WG249797
Zinc, total (3050)	M6010B ICP	WG250000

Soil Analysis

Solids, Percent	CLPSOW390, PART F, D-98	WG249031

Soil Preparation

Air Dry at 34 Degrees C	USDA No. 1, 1972	WG249020
Digestion - Hot Plate	M3050B ICP-MS	WG249661
Sieve-2000 um (2.0mm)	ASA No.9, 15-4.2.2	WG249412

L70791-03

Metals Analysis

Antimony, total (3050)	M6020 ICP-MS	WG250091
Arsenic, total (3050)	M6020 ICP-MS	WG249797
Barium, total (3050)	M6010B ICP	WG250000
Beryllium, total (3050)	M6010B ICP	WG250054
Cadmium, total (3050)	M6010B ICP	WG250000
Chromium, total (3050)	M6010B ICP	WG250000
Cobalt, total (3050)	M6010B ICP	WG250000
Copper, total (3050)	M6010B ICP	WG250000
Lead, total (3050)	M6020 ICP-MS	WG249797
Manganese, total (3050)	M6010B ICP	WG250054
Mercury, total	M7471A CVAA	WG249682
Molybdenum, total (3050)	M6010B ICP	WG250000
Nickel, total (3050)	M6010B ICP	WG250000
Selenium, total (3050)	M6020 ICP-MS	WG249797
Thallium, total (3050)	M6020 ICP-MS	WG250091
Uranium, total (3050)	M6020 ICP-MS	WG249797
Zinc, total (3050)	M6010B ICP	WG250000

Soil Analysis

Solids, Percent	CLPSOW390, PART F, D-98	WG249031

Soil Preparation

Air Dry at 34 Degrees C	USDA No. 1, 1972	WG249020
Digestion - Hot Plate	M3050B ICP-MS	WG249661
Sieve-2000 um (2.0mm)	ASA No.9, 15-4.2.2	WG249412

L70791-04

Metals Analysis

Antimony, total (3050)	M6020 ICP-MS	WG250091
Arsenic, total (3050)	M6020 ICP-MS	WG249797
Barium, total (3050)	M6010B ICP	WG250000
Beryllium, total (3050)	M6010B ICP	WG250054
Cadmium, total (3050)	M6010B ICP	WG250000
Chromium, total (3050)	M6010B ICP	WG250000
Cobalt, total (3050)	M6010B ICP	WG250000
Copper, total (3050)	M6010B ICP	WG250000
Lead, total (3050)	M6020 ICP-MS	WG249797
Manganese, total (3050)	M6010B ICP	WG250054
Mercury, total	M7471A CVAA	WG249682
Molybdenum, total (3050)	M6010B ICP	WG250000
Nickel, total (3050)	M6010B ICP	WG250000
Selenium, total (3050)	M6020 ICP-MS	WG249797
Thallium, total (3050)	M6020 ICP-MS	WG250091
Uranium, total (3050)	M6020 ICP-MS	WG250091
Zinc, total (3050)	M6010B ICP	WG250000

Soil Analysis

Solids, Percent	CLPSOW390, PART F, D-98	WG249031

Soil Preparation

Air Dry at 34 Degrees C	USDA No. 1, 1972	WG249020
Digestion - Hot Plate	M3050B ICP-MS	WG249661
Sieve-2000 um (2.0mm)	ASA No.9, 15-4.2.2	WG249412

L70791-05

Metals Analysis

Antimony, total (3050)	M6020 ICP-MS	WG250091
Arsenic, total (3050)	M6020 ICP-MS	WG249797
Barium, total (3050)	M6010B ICP	WG250000
Beryllium, total (3050)	M6010B ICP	WG250054
Cadmium, total (3050)	M6010B ICP	WG250000
Chromium, total (3050)	M6010B ICP	WG250000
Cobalt, total (3050)	M6010B ICP	WG250000
Copper, total (3050)	M6010B ICP	WG250000
Lead, total (3050)	M6020 ICP-MS	WG249797
Manganese, total (3050)	M6010B ICP	WG250054
Mercury, total	M7471A CVAA	WG249682
Molybdenum, total (3050)	M6010B ICP	WG250000
Nickel, total (3050)	M6010B ICP	WG250000
Selenium, total (3050)	M6020 ICP-MS	WG250395
Thallium, total (3050)	M6020 ICP-MS	WG250091
Uranium, total (3050)	M6020 ICP-MS	WG250091
Zinc, total (3050)	M6010B ICP	WG250000

Soil Analysis

Solids, Percent	CLPSOW390, PART F, D-98	WG249031

Soil Preparation

Air Dry at 34 Degrees C	USDA No. 1, 1972	WG249020
Digestion - Hot Plate	M3050B ICP-MS	WG249661
Sieve-2000 um (2.0mm)	ASA No.9, 15-4.2.2	WG249412

L70791-06

Metals Analysis

Antimony, total (3050)	M6020 ICP-MS	WG250091
Arsenic, total (3050)	M6020 ICP-MS	WG249797
Barium, total (3050)	M6010B ICP	WG250000
Beryllium, total (3050)	M6010B ICP	WG250054
Cadmium, total (3050)	M6010B ICP	WG250000
Chromium, total (3050)	M6010B ICP	WG250000
Cobalt, total (3050)	M6010B ICP	WG250000
Copper, total (3050)	M6010B ICP	WG250000
Lead, total (3050)	M6020 ICP-MS	WG249797
Manganese, total (3050)	M6010B ICP	WG250054
Mercury, total	M7471A CVAA	WG249682
Molybdenum, total (3050)	M6010B ICP	WG250000
Nickel, total (3050)	M6010B ICP	WG250000
Selenium, total (3050)	M6020 ICP-MS	WG250395
Thallium, total (3050)	M6020 ICP-MS	WG250091
Uranium, total (3050)	M6020 ICP-MS	WG250091
Zinc, total (3050)	M6010B ICP	WG250000

Soil Analysis

Solids, Percent	CLPSOW390, PART F, D-98	WG249031

Soil Preparation

Air Dry at 34 Degrees C	USDA No. 1, 1972	WG249020
Digestion - Hot Plate	M3050B ICP-MS	WG249661
Sieve-2000 um (2.0mm)	ASA No.9, 15-4.2.2	WG249412

L70791-07

Metals Analysis

Antimony, total (3050)	M6020 ICP-MS	WG250091
Arsenic, total (3050)	M6020 ICP-MS	WG249797
Barium, total (3050)	M6010B ICP	WG250000
Beryllium, total (3050)	M6010B ICP	WG250054
Cadmium, total (3050)	M6010B ICP	WG250000
Chromium, total (3050)	M6010B ICP	WG250000
Cobalt, total (3050)	M6010B ICP	WG250000
Copper, total (3050)	M6010B ICP	WG250000
Lead, total (3050)	M6020 ICP-MS	WG249797
Manganese, total (3050)	M6010B ICP	WG250054
Mercury, total	M7471A CVAA	WG249682
Molybdenum, total (3050)	M6010B ICP	WG250000
Nickel, total (3050)	M6010B ICP	WG250000
Selenium, total (3050)	M6020 ICP-MS	WG250395
Thallium, total (3050)	M6020 ICP-MS	WG250091
Uranium, total (3050)	M6020 ICP-MS	WG250091
Zinc, total (3050)	M6010B ICP	WG250000

Soil Analysis

Solids, Percent	CLPSOW390, PART F, D-98	WG249031

Soil Preparation

Air Dry at 34 Degrees C	USDA No. 1, 1972	WG249020
Digestion - Hot Plate	M3050B ICP-MS	WG249661
Sieve-2000 um (2.0mm)	ASA No.9, 15-4.2.2	WG249412

L70791-08

Metals Analysis

Antimony, total (3050)	M6020 ICP-MS	WG250091
Arsenic, total (3050)	M6020 ICP-MS	WG249797
Barium, total (3050)	M6010B ICP	WG250000
Beryllium, total (3050)	M6010B ICP	WG250054
Cadmium, total (3050)	M6010B ICP	WG250000
Chromium, total (3050)	M6010B ICP	WG250000
Cobalt, total (3050)	M6010B ICP	WG250000
Copper, total (3050)	M6010B ICP	WG250000
Lead, total (3050)	M6020 ICP-MS	WG249797
Manganese, total (3050)	M6010B ICP	WG250054
Mercury, total	M7471A CVAA	WG249682
Molybdenum, total (3050)	M6010B ICP	WG250000
Nickel, total (3050)	M6010B ICP	WG250000
Selenium, total (3050)	M6020 ICP-MS	WG250395
Thallium, total (3050)	M6020 ICP-MS	WG250091
Uranium, total (3050)	M6020 ICP-MS	WG250091
Zinc, total (3050)	M6010B ICP	WG250000

Soil Analysis

Solids, Percent	CLPSOW390, PART F, D-98	WG249031

Soil Preparation

Air Dry at 34 Degrees C	USDA No. 1, 1972	WG249020
Digestion - Hot Plate	M3050B ICP-MS	WG249661
Sieve-2000 um (2.0mm)	ASA No.9, 15-4.2.2	WG249412

L70791-09

Metals Analysis

Antimony, total (3050)	M6020 ICP-MS	WG250091
Arsenic, total (3050)	M6020 ICP-MS	WG249797
Barium, total (3050)	M6010B ICP	WG250000
Beryllium, total (3050)	M6010B ICP	WG250054
Cadmium, total (3050)	M6010B ICP	WG250000
Chromium, total (3050)	M6010B ICP	WG250000
Cobalt, total (3050)	M6010B ICP	WG250000
Copper, total (3050)	M6010B ICP	WG250000
Lead, total (3050)	M6020 ICP-MS	WG249797
Manganese, total (3050)	M6010B ICP	WG250054
Mercury, total	M7471A CVAA	WG249682
Molybdenum, total (3050)	M6010B ICP	WG250000
Nickel, total (3050)	M6010B ICP	WG250000
Selenium, total (3050)	M6020 ICP-MS	WG250395
Thallium, total (3050)	M6020 ICP-MS	WG250091
Uranium, total (3050)	M6020 ICP-MS	WG250091
Zinc, total (3050)	M6010B ICP	WG250000

Soil Analysis

Solids, Percent	CLPSOW390, PART F, D-98	WG249031

Soil Preparation

Air Dry at 34 Degrees C	USDA No. 1, 1972	WG249020
Digestion - Hot Plate	M3050B ICP-MS	WG249661
Sieve-2000 um (2.0mm)	ASA No.9, 15-4.2.2	WG249412

L70791-10

Metals Analysis

Antimony, total (3050)	M6020 ICP-MS	WG250091
Arsenic, total (3050)	M6020 ICP-MS	WG249797
Barium, total (3050)	M6010B ICP	WG250000
Beryllium, total (3050)	M6010B ICP	WG250054
Cadmium, total (3050)	M6010B ICP	WG250000
Chromium, total (3050)	M6010B ICP	WG250000
Cobalt, total (3050)	M6010B ICP	WG250000
Copper, total (3050)	M6010B ICP	WG250000
Lead, total (3050)	M6020 ICP-MS	WG249797
Manganese, total (3050)	M6010B ICP	WG250054
Mercury, total	M7471A CVAA	WG249682
Molybdenum, total (3050)	M6010B ICP	WG250000
Nickel, total (3050)	M6010B ICP	WG250000
Selenium, total (3050)	M6020 ICP-MS	WG249797
Thallium, total (3050)	M6020 ICP-MS	WG250091
Uranium, total (3050)	M6020 ICP-MS	WG250091
Zinc, total (3050)	M6010B ICP	WG250000

Soil Analysis

Solids, Percent	CLPSOW390, PART F, D-98	WG249031

Soil Preparation

Air Dry at 34 Degrees C	USDA No. 1, 1972	WG249020
Digestion - Hot Plate	M3050B ICP-MS	WG249661
Sieve-2000 um (2.0mm)	ASA No.9, 15-4.2.2	WG249412

L70791-11

Metals Analysis

Antimony, total (3050)	M6020 ICP-MS	WG250091
Arsenic, total (3050)	M6020 ICP-MS	WG249797
Barium, total (3050)	M6010B ICP	WG250000
Beryllium, total (3050)	M6010B ICP	WG250054
Cadmium, total (3050)	M6010B ICP	WG250000
Chromium, total (3050)	M6010B ICP	WG250000
Cobalt, total (3050)	M6010B ICP	WG250000
Copper, total (3050)	M6010B ICP	WG250000
Lead, total (3050)	M6020 ICP-MS	WG249797
Manganese, total (3050)	M6010B ICP	WG250054
Mercury, total	M7471A CVAA	WG249682
Molybdenum, total (3050)	M6010B ICP	WG250000
Nickel, total (3050)	M6010B ICP	WG250000
Selenium, total (3050)	M6020 ICP-MS	WG250395
Thallium, total (3050)	M6020 ICP-MS	WG250091
Uranium, total (3050)	M6020 ICP-MS	WG250091
Zinc, total (3050)	M6010B ICP	WG250000

Soil Analysis

Solids, Percent	CLPSOW390, PART F, D-98	WG249031

Soil Preparation

Air Dry at 34 Degrees C	USDA No. 1, 1972	WG249020
Digestion - Hot Plate	M3050B ICP-MS	WG249661
Sieve-2000 um (2.0mm)	ASA No.9, 15-4.2.2	WG249412

L70791-12

Metals Analysis

Antimony, total (3050)	M6020 ICP-MS	WG250091
Arsenic, total (3050)	M6020 ICP-MS	WG249797
Barium, total (3050)	M6010B ICP	WG250000
Beryllium, total (3050)	M6010B ICP	WG250054
Cadmium, total (3050)	M6010B ICP	WG250000
Chromium, total (3050)	M6010B ICP	WG250000
Cobalt, total (3050)	M6010B ICP	WG250000
Copper, total (3050)	M6010B ICP	WG250000
Lead, total (3050)	M6020 ICP-MS	WG249797
Manganese, total (3050)	M6010B ICP	WG250054
Mercury, total	M7471A CVAA	WG249682
Molybdenum, total (3050)	M6010B ICP	WG250000
Nickel, total (3050)	M6010B ICP	WG250000
Selenium, total (3050)	M6020 ICP-MS	WG249797
Thallium, total (3050)	M6020 ICP-MS	WG250091
Uranium, total (3050)	M6020 ICP-MS	WG250091
Zinc, total (3050)	M6010B ICP	WG250000

Soil Analysis

Solids, Percent	CLPSOW390, PART F, D-98	WG249031

Soil Preparation

Air Dry at 34 Degrees C	USDA No. 1, 1972	WG249020
Digestion - Hot Plate	M3050B ICP-MS	WG249661
Sieve-2000 um (2.0mm)	ASA No.9, 15-4.2.2	WG249412

L70791-13

Metals Analysis

Antimony, total (3050)	M6020 ICP-MS	WG250091
Arsenic, total (3050)	M6020 ICP-MS	WG250196
Barium, total (3050)	M6010B ICP	WG250000
Beryllium, total (3050)	M6010B ICP	WG250054
Cadmium, total (3050)	M6010B ICP	WG250000
Chromium, total (3050)	M6010B ICP	WG250000
Cobalt, total (3050)	M6010B ICP	WG250000
Copper, total (3050)	M6010B ICP	WG250000
Lead, total (3050)	M6020 ICP-MS	WG249797
Manganese, total (3050)	M6010B ICP	WG250054
Mercury, total	M7471A CVAA	WG249682
Molybdenum, total (3050)	M6010B ICP	WG250000
Nickel, total (3050)	M6010B ICP	WG250000
Selenium, total (3050)	M6020 ICP-MS	WG250395
Thallium, total (3050)	M6020 ICP-MS	WG250091
Uranium, total (3050)	M6020 ICP-MS	WG250091
Zinc, total (3050)	M6010B ICP	WG250000

Soil Analysis

Solids, Percent	CLPSOW390, PART F, D-98	WG249031

Soil Preparation

Air Dry at 34 Degrees C	USDA No. 1, 1972	WG249020
Digestion - Hot Plate	M3050B ICP-MS	WG249661
Sieve-2000 um (2.0mm)	ASA No.9, 15-4.2.2	WG249412

L70791-14

Metals Analysis

Antimony, total (3050)	M6020 ICP-MS	WG250091
Arsenic, total (3050)	M6020 ICP-MS	WG250196
Barium, total (3050)	M6010B ICP	WG250000
Beryllium, total (3050)	M6010B ICP	WG250054
Cadmium, total (3050)	M6010B ICP	WG250000
Chromium, total (3050)	M6010B ICP	WG250000
Cobalt, total (3050)	M6010B ICP	WG250000
Copper, total (3050)	M6010B ICP	WG250000
Lead, total (3050)	M6020 ICP-MS	WG249797
Manganese, total (3050)	M6010B ICP	WG250054
Mercury, total	M7471A CVAA	WG249682
Molybdenum, total (3050)	M6010B ICP	WG250000
Nickel, total (3050)	M6010B ICP	WG250000
Selenium, total (3050)	M6020 ICP-MS	WG250395
Thallium, total (3050)	M6020 ICP-MS	WG250091
Uranium, total (3050)	M6020 ICP-MS	WG250091
Zinc, total (3050)	M6010B ICP	WG250000

Soil Analysis

Solids, Percent	CLPSOW390, PART F, D-98	WG249031

Soil Preparation

Air Dry at 34 Degrees C	USDA No. 1, 1972	WG249020
Digestion - Hot Plate	M3050B ICP-MS	WG249661
Sieve-2000 um (2.0mm)	ASA No.9, 15-4.2.2	WG249412

L70791-15

Metals Analysis

Antimony, total (3050)	M6020 ICP-MS	WG250091
Arsenic, total (3050)	M6020 ICP-MS	WG250196
Barium, total (3050)	M6010B ICP	WG250000
Beryllium, total (3050)	M6010B ICP	WG250054
Cadmium, total (3050)	M6010B ICP	WG250000
Chromium, total (3050)	M6010B ICP	WG250000
Cobalt, total (3050)	M6010B ICP	WG250000
Copper, total (3050)	M6010B ICP	WG250000
Lead, total (3050)	M6020 ICP-MS	WG249797
Manganese, total (3050)	M6010B ICP	WG250054
Mercury, total	M7471A CVAA	WG249682
Molybdenum, total (3050)	M6010B ICP	WG250000
Nickel, total (3050)	M6010B ICP	WG250000
Selenium, total (3050)	M6020 ICP-MS	WG250395
Thallium, total (3050)	M6020 ICP-MS	WG250091
Uranium, total (3050)	M6020 ICP-MS	WG250091
Zinc, total (3050)	M6010B ICP	WG250000

Soil Analysis

Solids, Percent	CLPSOW390, PART F, D-98	WG249031

Soil Preparation

Air Dry at 34 Degrees C	USDA No. 1, 1972	WG249020
Digestion - Hot Plate	M3050B ICP-MS	WG249661
Sieve-2000 um (2.0mm)	ASA No.9, 15-4.2.2	WG249412

L70791-16

Metals Analysis

Antimony, total (3050)	M6020 ICP-MS	WG250091
Arsenic, total (3050)	M6020 ICP-MS	WG250196
Barium, total (3050)	M6010B ICP	WG250000
Beryllium, total (3050)	M6010B ICP	WG250054
Cadmium, total (3050)	M6010B ICP	WG250000
Chromium, total (3050)	M6010B ICP	WG250000
Cobalt, total (3050)	M6010B ICP	WG250000
Copper, total (3050)	M6010B ICP	WG250000
Lead, total (3050)	M6020 ICP-MS	WG249797
Manganese, total (3050)	M6010B ICP	WG250054
Mercury, total	M7471A CVAA	WG249682
Molybdenum, total (3050)	M6010B ICP	WG250000
Nickel, total (3050)	M6010B ICP	WG250000
Selenium, total (3050)	M6020 ICP-MS	WG250395
Thallium, total (3050)	M6020 ICP-MS	WG250091
Uranium, total (3050)	M6020 ICP-MS	WG250091
Zinc, total (3050)	M6010B ICP	WG250000

Soil Analysis

Solids, Percent	CLPSOW390, PART F, D-98	WG249031

Soil Preparation

Air Dry at 34 Degrees C	USDA No. 1, 1972	WG249020
Digestion - Hot Plate	M3050B ICP-MS	WG249661
Sieve-2000 um (2.0mm)	ASA No.9, 15-4.2.2	WG249412

L70791-17

Metals Analysis

Antimony, total (3050)	M6020 ICP-MS	WG250091
Arsenic, total (3050)	M6020 ICP-MS	WG250196
Barium, total (3050)	M6010B ICP	WG250000
Beryllium, total (3050)	M6010B ICP	WG250054
Cadmium, total (3050)	M6010B ICP	WG250000
Chromium, total (3050)	M6010B ICP	WG250000
Cobalt, total (3050)	M6010B ICP	WG250000
Copper, total (3050)	M6010B ICP	WG250000
Lead, total (3050)	M6020 ICP-MS	WG249797
Manganese, total (3050)	M6010B ICP	WG250054
Mercury, total	M7471A CVAA	WG249682
Molybdenum, total (3050)	M6010B ICP	WG250000
Nickel, total (3050)	M6010B ICP	WG250000
Selenium, total (3050)	M6020 ICP-MS	WG250395
Thallium, total (3050)	M6020 ICP-MS	WG250091
Uranium, total (3050)	M6020 ICP-MS	WG250091
Zinc, total (3050)	M6010B ICP	WG250000

Soil Analysis

Solids, Percent	CLPSOW390, PART F, D-98	WG249031

Soil Preparation

Air Dry at 34 Degrees C	USDA No. 1, 1972	WG249020
Digestion - Hot Plate	M3050B ICP-MS	WG249661
Sieve-2000 um (2.0mm)	ASA No.9, 15-4.2.2	WG249412

L70791-18

Metals Analysis

Antimony, total (3050)	M6020 ICP-MS	WG250091
Arsenic, total (3050)	M6020 ICP-MS	WG250196
Barium, total (3050)	M6010B ICP	WG250000
Beryllium, total (3050)	M6010B ICP	WG250054
Cadmium, total (3050)	M6010B ICP	WG250000
Chromium, total (3050)	M6010B ICP	WG250000
Cobalt, total (3050)	M6010B ICP	WG250000
Copper, total (3050)	M6010B ICP	WG250000
Lead, total (3050)	M6020 ICP-MS	WG249797
Manganese, total (3050)	M6010B ICP	WG250054
Mercury, total	M7471A CVAA	WG249682
Molybdenum, total (3050)	M6010B ICP	WG250000
Nickel, total (3050)	M6010B ICP	WG250000
Selenium, total (3050)	M6020 ICP-MS	WG250395
Thallium, total (3050)	M6020 ICP-MS	WG250091
Uranium, total (3050)	M6020 ICP-MS	WG250091
Zinc, total (3050)	M6010B ICP	WG250000

Soil Analysis

Solids, Percent	CLPSOW390, PART F, D-98	WG249031

Soil Preparation

Air Dry at 34 Degrees C	USDA No. 1, 1972	WG249020
Digestion - Hot Plate	M3050B ICP-MS	WG249661
Sieve-2000 um (2.0mm)	ASA No.9, 15-4.2.2	WG249412

L70791-19

Metals Analysis

Antimony, total (3050)	M6020 ICP-MS	WG250091
Arsenic, total (3050)	M6020 ICP-MS	WG250196
Barium, total (3050)	M6010B ICP	WG250000
Beryllium, total (3050)	M6010B ICP	WG250054
Cadmium, total (3050)	M6010B ICP	WG250000
Chromium, total (3050)	M6010B ICP	WG250000
Cobalt, total (3050)	M6010B ICP	WG250000
Copper, total (3050)	M6010B ICP	WG250000
Lead, total (3050)	M6020 ICP-MS	WG249797
Manganese, total (3050)	M6010B ICP	WG250054
Mercury, total	M7471A CVAA	WG249682
Molybdenum, total (3050)	M6010B ICP	WG250000
Nickel, total (3050)	M6010B ICP	WG250000
Selenium, total (3050)	M6020 ICP-MS	WG250395
Thallium, total (3050)	M6020 ICP-MS	WG250091
Uranium, total (3050)	M6020 ICP-MS	WG250091
Zinc, total (3050)	M6010B ICP	WG250000

Soil Analysis

Solids, Percent	CLPSOW390, PART F, D-98	WG249031

Soil Preparation

Air Dry at 34 Degrees C	USDA No. 1, 1972	WG249020
Digestion - Hot Plate	M3050B ICP-MS	WG249661
Sieve-2000 um (2.0mm)	ASA No.9, 15-4.2.2	WG249412

L70791-20

Metals Analysis

Antimony, total (3050)	M6020 ICP-MS	WG250091
Arsenic, total (3050)	M6020 ICP-MS	WG250196
Barium, total (3050)	M6010B ICP	WG250000
Beryllium, total (3050)	M6010B ICP	WG250054
Cadmium, total (3050)	M6010B ICP	WG250000
Chromium, total (3050)	M6010B ICP	WG250000
Cobalt, total (3050)	M6010B ICP	WG250000
Copper, total (3050)	M6010B ICP	WG250000
Lead, total (3050)	M6020 ICP-MS	WG250091
Manganese, total (3050)	M6010B ICP	WG250054
Mercury, total	M7471A CVAA	WG249682
Molybdenum, total (3050)	M6010B ICP	WG250000
Nickel, total (3050)	M6010B ICP	WG250000
Selenium, total (3050)	M6020 ICP-MS	WG250395
Thallium, total (3050)	M6020 ICP-MS	WG250091
Uranium, total (3050)	M6020 ICP-MS	WG250091
Zinc, total (3050)	M6010B ICP	WG250000

Soil Analysis

Solids, Percent	CLPSOW390, PART F, D-98	WG249031

Soil Preparation

Air Dry at 34 Degrees C	USDA No. 1, 1972	WG249020
Digestion - Hot Plate	M3050B ICP-MS	WG249661
Sieve-2000 um (2.0mm)	ASA No.9, 15-4.2.2	WG249412

ACZ Laboratories, Inc.

2773 Downhill Drive Steamboat Springs, CO 80487 (800) 334-5493

Sample Receipt

FMI Gold & Copper - Sierrita
OJ07R9

ACZ Project ID: L70791
Date Received: 7/29/2008
Received By:
Date Printed: 7/29/2008

Receipt Verification

	YES	NO	NA
1) Does this project require special handling procedures such as CLP protocol?			X
2) Are the custody seals on the cooler intact?	X		
3) Are the custody seals on the sample containers intact?			X
4) Is there a Chain of Custody or other directive shipping papers present?	X		
5) Is the Chain of Custody complete?	X		
6) Is the Chain of Custody in agreement with the samples received?	X		
7) Is there enough sample for all requested analyses?	X		
8) Are all samples within holding times for requested analyses?	X		
9) Were all sample containers received intact?	X		
10) Are the temperature blanks present?			X
11) Are the trip blanks (VOA and/or Cyanide) present?			X
12) Are samples requiring no headspace, headspace free?			X
13) Do the samples that require a Foreign Soils Permit have one?			X

Exceptions: If you answered no to any of the above questions, please describe

N/A

Contact (For any discrepancies, the client must be contacted)

N/A

Shipping Containers

Cooler Id	Temp (°C)	Rad (µR/hr)
2269	3.4	16
2268	0.7	16

Client must contact ACZ Project Manager if analysis should not proceed for samples received outside of thermal preservation acceptance criteria.

Notes

ACZ Laboratories, Inc.

2773 Downhill Drive Steamboat Springs, CO 80487 (800) 334-5493

Sample Receipt

FMI Gold & Copper - Sierrita
OJ07R9

ACZ Project ID: L70791
Date Received: 7/29/2008
Received By:

Sample Container Preservation

SAMPLE	CLIENT ID	R < 2	G < 2	BK < 2	Y< 2	YG< 2	B< 2	O < 2	T >12	N/A	RAD	ID
L70791-01	CP-Q09-0-1									X		
L70791-02	CP-Q09-1-3									X		
L70791-03	CP-SD-07-0-1.5									X		
L70791-04	CP-SD-07-1.5-3.0									X		
L70791-05	CP-P12-0-1									X		
L70791-06	CP-P12-1-3									X		
L70791-07	CP-SD-08-0-1.5									X		
L70791-08	CP-SD-08-1.5-3.0									X		
L70791-09	CP-SD-10-0-1.5									X		
L70791-10	CP-SD-10-1.5-3.0									X		
L70791-11	CP-SD-09-0-1.5									X		
L70791-12	CP-SD-09-1.5-3.0									X		
L70791-13	OD-SD-01-0-1.5									X		
L70791-14	OD-SD-01-1.5-3.0									X		
L70791-15	OD-SD-02-0-1.5									X		
L70791-16	OD-SD-02-1.5-3.0									X		
L70791-17	OD-SD-04-0-1.5									X		
L70791-18	OD-SD-04-1.5-3.0									X		
L70791-19	OD-SD-03-0-1.5									X		
L70791-20	OD-SD-03-1.5-3.0									X		

Sample Container Preservation Legend

Abbreviation	Description	Container Type	Preservative/Limits
R	Raw/Nitric	RED	pH must be < 2
B	Filtered/Sulfuric	BLUE	pH must be < 2
BK	Filtered/Nitric	BLACK	pH must be < 2
G	Filtered/Nitric	GREEN	pH must be < 2
O	Raw/Sulfuric	ORANGE	pH must be < 2
P	Raw/NaOH	PURPLE	pH must be > 12 *
T	Raw/NaOH _Zinc Acetate	TAN	pH must be > 12
Y	Raw/Sulfuric	YELLOW	pH must be < 2
YG	Raw/Sulfuric	YELLOW GLASS	pH must be < 2
N/A	No preservative needed	Not applicable	
RAD	Gamma/Beta dose rate	Not applicable	must be < 250 µR/hr

* pH check performed by analyst prior to sample preparation

Sample IDs Reviewed By: _____

ACZ Laboratories, Inc. L709791

2773 Downhill Drive Steamboat Springs, CO 80487 (800) 334-5493

CHAIN of CUSTODY

Report to:

Name: Ned Hall
Company: EMJ - Sierrita
E-mail: Ned_Hall@EMJ.com
Address: 6200 W. Duval Mine Rd, Green Valley, AZ P.O. Box 527
Telephone: (520) 648-8857

Copy of Report to:

Name:
Company:
E-mail: steven_vaughn@uscorp.com
Telephone: Rick_Smith@uscorp.com

Invoice to:

Name: Ned Hall
Company: EMJ - Sierrita
E-mail: Ned_Hall@EMJ.com
Address: 6200 W. Duval Mine Rd. P.O. Box 527, Green Valley, AZ
Telephone: (520) 648-8857

If sample(s) received past holding time (HT), or if insufficient HT remains to complete analysis before expiration, shall ACZ proceed with requested short HT analyses? YES [ ] NO [ ]
If "NO" then ACZ will contact client for further instruction. If neither "YES" nor "NO" is indicated, ACZ will proceed with the requested analyses, even if HT is expired, and data will be qualified.

PROJECT INFORMATION

Quote #:
Project/PO #: OJ07R9
Reporting state for compliance testing:
Sampler's Name: Armando Jimenez
Are any samples NRC licensable material?

ANALYSES REQUESTED *(attach list or use quote number)*

SAMPLE IDENTIFICATION	DATE:TIME		Matrix	# of Containers	See attached Quote 7/8/2008
CP-Q09-0-1	7-23-08	1015	SO	1	
CP-Q09-1-3	7-23-08	1015		1	
CP-SD-07-0-1.5	7-23-08	1047		1	
CP-SD-07-1.5-3.0	7-23-08	1047		1	
CP-P12-0-1	7-23-08	1103		1	
CP-P12-1-3	7-23-08	1103		1	
CP-SD-08-0-1.5	7-28-08	0910		1	
CP-SD-08-1.5-3.0	7-28-08	0910		1	
CP-SD-10-0-1.5	7-28-08	1000		1	
CP-SD-10-1.5-3.0	7-28-08	1000		1	

Matrix: SW (Surface Water) · GW (Ground Water) · WW (Waste Water) · DW (Drinking Water) · SL (Sludge) · SO (Soil) · OL (Oil) · Other

REMARKS/ SAMPLE DISCLOSURES

~~Fedex~~: UPS: 1Z 810130 84 6008 7126
1Z 810130 84 6008 7135

PAGE 1 of 2

Please refer to ACZ's terms & conditions located on the reverse side of this COC.

RELINQUISHED BY:	DATE:TIME	RECEIVED BY:	DATE:TIME
A. Y	7-28-08 1400	UPS	
		[illegible]	7-29-08 1000

FRMAD050.03.05.02 White - Return with sample. Yellow - Retain for your records.

ACZ Laboratories, Inc.

2773 Downhill Drive Steamboat Springs, CO 80487 (800) 334-5493

CHAIN of CUSTODY

Report to:

Name: Ned Hall
Company: FMI - Sierrita
E-mail: Ned-Hall@FMI.com
Address: 6200 W. Duval Mine Rd, Green Valley, AZ P.O. Box 527
Telephone: (520) 648-8857

Copy of Report to:

Name:
Company:
E-mail: steven-vaughn@urscorp.com
Telephone: Rick-smith@urscorp.com

Invoice to:

Name: Ned Hall
Company: FMI-Sierrita
E-mail: Ned-Hall@FMI.com
Address: 6200 W. Duval Mine Rd P.O. Box 527, Green Valley, AZ
Telephone: (520) 648-8857

If sample(s) received past holding time (HT), or if insufficient HT remains to complete analysis before expiration, shall ACZ proceed with requested short HT analyses? YES ☐ NO ☐
If "NO" then ACZ will contact client for further instruction. If neither "YES" nor "NO" is indicated, ACZ will proceed with the requested analyses, even if HT is expired, and data will be qualified.

PROJECT INFORMATION

Quote #:
Project/PO #: 0J07R9
Reporting state for compliance testing:
Sampler's Name: Armando Jimenez
Are any samples NRC licensable material?

ANALYSES REQUESTED *(attach list or use quote number)*

SAMPLE IDENTIFICATION	DATE	TIME	Matrix	# of Containers	See attached Quote 78/2003
CP-SD-09-0-1.5	7-28-08	1039	SO	1	
CP-SD-09-1.5-3.0	7-28-08	1039		1	
OD-SD-01-0-1.5	7-28-08	1058		1	
OD-SD-01-1.5-3.0	7-28-08	1058		1	
OD-SD-02-0-1.5	7-28-08	1111		1	
OD-SD-02-1.5-3.0	7-28-08	1111		1	
OD-SD-04-0-1.5	7-28-08	1234		1	
OD-SD-04-1.5-3.0	7-28-08	1234		1	
OD-SD-03-0-1.5	7-28-08	1300		1	
OD-SD-03-1.5-3.0	7-28-08	1300		1	

Matrix: SW (Surface Water) · GW (Ground Water) · WW (Waste Water) · DW (Drinking Water) · SL (Sludge) · SO (Soil) · OL (Oil) · Other

REMARKS/ SAMPLE DISCLOSURES

UPS: 1Z 810 130 84 6008 7126
1Z 810 130 84 6008 7135

PAGE 2 of 2

Please refer to ACZ's terms & conditions located on the reverse side of this COC.

RELINQUISHED BY:	DATE:TIME	RECEIVED BY:	DATE:TIME
[signature]	7-28-08 1400	UPS	
		[signature]	7-29-08 10:26

FRMAD050.03.05.02 White - Return with sample. Yellow - Retain for your records.

ACZ Laboratories, Inc.

2773 Downhill Drive Steamboat Springs, CO 80487 (800) 334-5493

Analytical Quote

Accounts Payable
FMI Gold & Copper - Sierrita
P.O. Box 2671
Phoenix, AZ 85002-2671

7/8/2008

Quote Number: SOIL-GPL

Matrix: Soil — Sierrita Soil Sampling Program

Parameter	Method	Detection Limit	Cost/Sample
Metals Analysis			
Antimony, total (3050)	M6020 ICP-MS	0.04 mg/Kg	$13.50
Arsenic, total (3050)	M6020 ICP-MS	0.05 mg/Kg	$13.50
Barium, total (3050)	M6010B ICP	0.3 mg/Kg	$6.75
Beryllium, total (3050)	M6010B ICP	0.2 mg/Kg	$6.75
Cadmium, total (3050)	M6010B ICP	0.5 mg/Kg	$6.75
Chromium, total (3050)	M6010B ICP	1 mg/Kg	$6.75
Cobalt, total (3050)	M6010B ICP	1 mg/Kg	$6.75
Copper, total (3050)	M6010B ICP	1 mg/Kg	$6.75
Lead, total (3050)	M6020 ICP-MS	0.01 mg/Kg	$13.50
Manganese, total (3050)	M6010B ICP	0.5 mg/Kg	$6.75
Mercury, total	M7471A CVAA	0.02 mg/Kg	$17.25
Molybdenum, total (3050)	M6010B ICP	1 mg/Kg	$6.75
Nickel, total (3050)	M6010B ICP	1 mg/Kg	$6.75
Selenium, total (3050)	M6020 ICP-MS	0.01 mg/Kg	$13.50
Thallium, total (3050)	M6020 ICP-MS	0.01 mg/Kg	$13.50
Uranium, total (3050)	M6020 ICP-MS	0.01 mg/Kg	$13.50
Zinc, total (3050)	M6010B ICP	1 mg/Kg	$6.75
Misc.			
Electronic Data Deliverable			$0.00
Quality Control Summary			$0.00
Sample Preparation			
Air Dry at 34 Degrees C	USDA No. 1, 1972		$5.25
Digestion - Alkaline	M3060A		$99.98
Digestion - Hot Plate	M3050B ICP-MS		$10.50
Sieve-2000 um (2.0mm)	ASA No.9, 15-4.2.2		$8.25
Soil Analysis			
Solids, Percent	CLPSOW390, PART F, D-98	0.1 %	$5.25
Wet Chemistry			
Chromium, Hexavalent (3060)	M7196A	0.005 mg/Kg	$28.00
		Cost/Sample:	**$322.98**

Pricing includes standard deliverables and turnaround. Includes a QC Summary and default electronic data deliverable. Method detection limits are estimates and may be elevated depending on sample matrix.

REPAD.09.06.05.01

D/ 21 P/

ACZ Laboratories, Inc.

2773 Downhill Drive Steamboat Springs, CO 80487 (800) 334-5493

Analytical Quote

Accounts Payable
FMI Gold & Copper - Sierrita
P.O. Box 2671
Phoenix, AZ 85002-2671

7/8/2008

Quote Number: SOIL-GPL

Matrix: Soil — Sierrita Soil Sampling Program

Parameter	Method	Detection Limit	Cost/Sample
Metals Analysis			
Antimony, total (3050)	M6020 ICP-MS	0.04 mg/Kg	$13.50
Arsenic, total (3050)	M6020 ICP-MS	0.05 mg/Kg	$13.50
Barium, total (3050)	M6010B ICP	0.3 mg/Kg	$6.75
Beryllium, total (3050)	M6010B ICP	0.2 mg/Kg	$6.75
Cadmium, total (3050)	M6010B ICP	0.5 mg/Kg	$6.75
Chromium, total (3050)	M6010B ICP	1 mg/Kg	$6.75
Cobalt, total (3050)	M6010B ICP	1 mg/Kg	$6.75
Copper, total (3050)	M6010B ICP	1 mg/Kg	$6.75
Lead, total (3050)	M6020 ICP-MS	0.01 mg/Kg	$13.50
Manganese, total (3050)	M6010B ICP	0.5 mg/Kg	$6.75
Mercury, total	M7471A CVAA	0.02 mg/Kg	$17.25
Molybdenum, total (3050)	M6010B ICP	1 mg/Kg	$6.75
Nickel, total (3050)	M6010B ICP	1 mg/Kg	$6.75
Selenium, total (3050)	M6020 ICP-MS	0.01 mg/Kg	$13.50
Thallium, total (3050)	M6020 ICP-MS	0.01 mg/Kg	$13.50
Uranium, total (3050)	M6020 ICP-MS	0.01 mg/Kg	$13.50
Zinc, total (3050)	M6010B ICP	1 mg/Kg	$6.75
Misc.			
Electronic Data Deliverable			$0.00
Quality Control Summary			$0.00
Sample Preparation			
Air Dry at 34 Degrees C	USDA No. 1, 1972		$5.25
Digestion - Alkaline	M3060A		$99.98
Digestion - Hot Plate	M3050B ICP-MS		$10.50
Sieve-2000 um (2.0mm)	ASA No.9, 15-4.2.2		$8.25
Soil Analysis			
Solids, Percent	CLPSOW390, PART F, D-98	0.1 %	$5.25
Wet Chemistry			
Chromium, Hexavalent (3060)	M7196A	0.005 mg/Kg	$28.00
		Cost/Sample:	**$322.98**

Pricing includes standard deliverables and turnaround. Includes a QC Summary and default electronic data deliverable.
Method detection limits are estimates and may be elevated depending on sample matrix.

REPAD.09.06.05.01

D/ 21 P/

ACZ Laboratories, Inc.
2773 Downhill Drive Steamboat Springs, CO 80487 (800) 334-5493

Analytical Report

September 04, 2008

Report to:
Ned Hall
FMI Gold & Copper - Sierrita
P.O. Box 527 6200 W. Duval Mine Rd.
Green Valley, AZ 85622-0527

Bill to:
Accounts Payable
FMI Gold & Copper - Sierrita
P.O. Box 2671
Phoenix, AZ 85002-2671

cc: Rick Smith, Steve Vaughn

Project ID:
ACZ Project ID: L71134

Ned Hall:

Enclosed are the analytical results for sample(s) submitted to ACZ Laboratories, Inc. (ACZ) on August 13, 2008. This project has been assigned to ACZ's project number, L71134. Please reference this number in all future inquiries.

All analyses were performed according to ACZ's Quality Assurance Plan, version 12.0. The enclosed results relate only to the samples received under L71134. Each section of this report has been reviewed and approved by the appropriate Laboratory Supervisor, or a qualified substitute.

Except as noted, the test results for the methods and parameters listed on ACZ's current NELAC certificate letter (#ACZ) meet all requirements of NELAC.

This report shall be used or copied only in its entirety. ACZ is not responsible for the consequences arising from the use of a partial report.

All samples and sub-samples associated with this project will be disposed of after October 04, 2008. If the samples are determined to be hazardous, additional charges apply for disposal (typically less than $10/sample). If you would like the samples to be held longer than ACZ's stated policy or to be returned, please contact your Project Manager or Customer Service Representative for further details and associated costs. ACZ retains analytical reports for five years.

If you have any questions or other needs, please contact your Project Manager.

S. Habermehl

Scott Habermehl has reviewed
and approved this report.

FMI GOLD & COPPER - SIERRITA

Level IV Data Package – L71134
Table of Contents

1. Analytical Report Cover Page
2. Table of Contents
3. Sample Summary Page
4. Case Narrative – if needed
5. Inorganic Analytical Results - Pages **4** to **49**
    a. Total Metals, Mercury, Percent Solids & Air Dry
    b. Inorganic Reference Page
    c. Inorganic QC Summary
        i. Calibration data
        ii. LCSW, LFB, PBW, PQV results
        iii. Matrix/Analytical Spike Recoveries
        iv. Duplicate Precision
    d. Inorganic Extended Qualifier Page
    e. Certification Qualifiers
6. Inorganic Raw Data- Pages - Pages **50** to **451**
    a. ICPMS 3050 raw data
    b. ICP 3050 raw data
    c. Mercury raw data
    d. ICP/ICPMS Prep Data
    e. Percent Solids
    f. Air Dry
    g. Soil prep sieve
7. Run Logs- Pages **452** to **460**
8. Sample Receipt Documents- Pages **461** to **467**
    a. Sample Receipt Form
    b. Chain of Custody – Copy

ACZ Laboratories, Inc.
2773 Downhill Drive Steamboat Springs, CO 80487 (800) 334-5493

Sample Summary

ACZ Project ID: ***L71134***

SAMPLE ID	LAB NO.	SAMPLE DATE	SAMPLE TIME
RP-JS-02-0-1	L71134-01	8/12/2008	8:11
RP-JS-02-1-3	L71134-02	8/12/2008	8:11
RP-JS-02-1-3D	L71134-03	8/12/2008	8:11
RP-JS-02-5-7	L71134-04	8/12/2008	8:21
RP-JS-02-10-12	L71134-05	8/12/2008	8:37
RP-JS-02-15-17	L71134-06	8/12/2008	8:51
RP-JS-01-0-1	L71134-07	8/12/2008	9:21
RP-JS-01-1-3	L71134-08	8/12/2008	9:21
RP-JS-01-1-3D	L71134-09	8/12/2008	9:21
RP-JS-01-5-7	L71134-10	8/12/2008	9:40
RP-JS-01-10-12	L71134-11	8/12/2008	9:53
RP-JS-01-15-17	L71134-12	8/12/2008	10:05
EM-JS-08-0-1	L71134-13	8/12/2008	13:28
EM-JS-08-1-3	L71134-14	8/12/2008	13:28
EM-JS-08-1-3D	L71134-15	8/12/2008	13:28
EM-JS-08-5-7	L71134-16	8/12/2008	13:33
EM-JS-08-10-12	L71134-17	8/12/2008	13:56

ACZ Laboratories, Inc.
2773 Downhill Drive Steamboat Springs, CO 80487 (800) 334-5493

Inorganic Analytical Results

FMI Gold & Copper - Sierrita
Project ID:
Sample ID: RP-JS-02-0-1

ACZ Sample ID: ***L71134-01***
Date Sampled: *08/12/08 08:11*
Date Received: *08/13/08*
Sample Matrix: *Soil*

Metals Analysis

Parameter	EPA Method	Result	Qual	XQ	Units	MDL	PQL	Date	Analyst
Antimony, total (3050)	M6020 ICP-MS	0.2	B	*	mg/Kg	0.2	1	08/29/08 6:40	rac
Arsenic, total (3050)	M6020 ICP-MS	3.5		*	mg/Kg	0.3	0.5	08/29/08 6:40	rac
Barium, total (3050)	M6010B ICP	303			mg/Kg	0.3	2	08/28/08 3:09	aeh
Beryllium, total (3050)	M6010B ICP	1.6			mg/Kg	0.2	1	08/28/08 3:09	aeh
Cadmium, total (3050)	M6010B ICP		U		mg/Kg	0.5	2	08/28/08 3:09	aeh
Chromium, total (3050)	M6010B ICP	7		*	mg/Kg	1	5	08/28/08 3:09	aeh
Cobalt, total (3050)	M6010B ICP	10		*	mg/Kg	1	5	08/28/08 3:09	aeh
Copper, total (3050)	M6010B ICP	63		*	mg/Kg	1	5	08/28/08 3:09	aeh
Lead, total (3050)	M6020 ICP-MS	10.80		*	mg/Kg	0.05	0.3	08/29/08 6:40	rac
Manganese, total (3050)	M6010B ICP	975		*	mg/Kg	0.5	3	08/28/08 3:09	aeh
Mercury, total	M7471A CVAA	0.04	B		mg/Kg	0.04	0.2	08/23/08 17:15	jws/pmc
Molybdenum, total (3050)	M6010B ICP	6		*	mg/Kg	1	5	08/28/08 3:09	aeh
Nickel, total (3050)	M6010B ICP	6			mg/Kg	1	5	08/28/08 3:09	aeh
Selenium, total (3050)	M6020 ICP-MS	0.34			mg/Kg	0.05	0.3	08/29/08 6:40	rac
Thallium, total (3050)	M6020 ICP-MS	0.25	B		mg/Kg	0.05	0.3	08/29/08 6:40	rac
Uranium, total (3050)	M6020 ICP-MS	2.11		*	mg/Kg	0.05	0.3	08/29/08 6:40	rac
Zinc, total (3050)	M6010B ICP	51		*	mg/Kg	1	5	08/28/08 3:09	aeh

Soil Analysis

Parameter	EPA Method	Result	Qual	XQ	Units	MDL	PQL	Date	Analyst
Solids, Percent	CLPSOW390, PART F, D-98	93.3		*	%	0.1	0.5	08/18/08 19:10	bjl

Soil Preparation

Parameter	EPA Method	Result	Qual	XQ	Units	MDL	PQL	Date	Analyst
Air Dry at 34 Degrees C	USDA No. 1, 1972			*				08/18/08 17:00	bjl
Digestion - Hot Plate	M3050B ICP-MS							08/24/08 9:00	bjl
Sieve-2000 um (2.0mm)	ASA No.9, 15-4.2.2			*				08/23/08 3:11	lwt/bjl

Arizona license number: AZ0102

** Please refer to Qualifier Reports for details.*

ACZ Laboratories, Inc.
2773 Downhill Drive Steamboat Springs, CO 80487 (800) 334-5493

Inorganic Analytical Results

FMI Gold & Copper - Sierrita
Project ID:
Sample ID: RP-JS-02-1-3

ACZ Sample ID: ***L71134-02***
Date Sampled: *08/12/08 08:11*
Date Received: *08/13/08*
Sample Matrix: *Soil*

Metals Analysis

Parameter	EPA Method	Result	Qual	XQ	Units	MDL	PQL	Date	Analyst
Antimony, total (3050)	M6020 ICP-MS		U	*	mg/Kg	0.2	1	08/29/08 6:53	rac
Arsenic, total (3050)	M6020 ICP-MS	3.5		*	mg/Kg	0.3	0.5	08/29/08 6:53	rac
Barium, total (3050)	M6010B ICP	47.3			mg/Kg	0.3	2	08/28/08 3:13	aeh
Beryllium, total (3050)	M6010B ICP		U		mg/Kg	0.2	1	08/28/08 3:13	aeh
Cadmium, total (3050)	M6010B ICP		U		mg/Kg	0.5	2	08/28/08 3:13	aeh
Chromium, total (3050)	M6010B ICP	3	B	*	mg/Kg	1	5	08/28/08 3:13	aeh
Cobalt, total (3050)	M6010B ICP	2	B	*	mg/Kg	1	5	08/28/08 3:13	aeh
Copper, total (3050)	M6010B ICP	74		*	mg/Kg	1	5	08/28/08 3:13	aeh
Lead, total (3050)	M6020 ICP-MS	8.50		*	mg/Kg	0.05	0.3	08/29/08 6:53	rac
Manganese, total (3050)	M6010B ICP	160		*	mg/Kg	0.5	3	08/28/08 3:13	aeh
Mercury, total	M7471A CVAA		U		mg/Kg	0.04	0.2	08/23/08 17:17	jws/pmc
Molybdenum, total (3050)	M6010B ICP	121		*	mg/Kg	1	5	08/28/08 3:13	aeh
Nickel, total (3050)	M6010B ICP		U		mg/Kg	1	5	08/28/08 3:13	aeh
Selenium, total (3050)	M6020 ICP-MS	0.74			mg/Kg	0.05	0.3	08/29/08 6:53	rac
Thallium, total (3050)	M6020 ICP-MS	0.11	B		mg/Kg	0.05	0.3	08/29/08 6:53	rac
Uranium, total (3050)	M6020 ICP-MS	1.07		*	mg/Kg	0.05	0.3	08/29/08 6:53	rac
Zinc, total (3050)	M6010B ICP	23		*	mg/Kg	1	5	08/28/08 3:13	aeh

Soil Analysis

Parameter	EPA Method	Result	Qual	XQ	Units	MDL	PQL	Date	Analyst
Solids, Percent	CLPSOW390, PART F, D-98	87.8		*	%	0.1	0.5	08/18/08 21:21	bjl

Soil Preparation

Parameter	EPA Method	Result	Qual	XQ	Units	MDL	PQL	Date	Analyst
Air Dry at 34 Degrees C	USDA No. 1, 1972			*				08/18/08 17:31	bjl
Digestion - Hot Plate	M3050B ICP-MS							08/24/08 9:22	bjl
Sieve-2000 um (2.0mm)	ASA No.9, 15-4.2.2			*				08/23/08 4:19	lwt/bjl

Arizona license number: AZ0102

** Please refer to Qualifier Reports for details.*

ACZ Laboratories, Inc.
2773 Downhill Drive Steamboat Springs, CO 80487 (800) 334-5493

Inorganic Analytical Results

FMI Gold & Copper - Sierrita
Project ID:
Sample ID: RP-JS-02-1-3D

ACZ Sample ID: ***L71134-03***
Date Sampled: *08/12/08 08:11*
Date Received: *08/13/08*
Sample Matrix: *Soil*

Metals Analysis

Parameter	EPA Method	Result	Qual	XQ	Units	MDL	PQL	Date	Analyst
Antimony, total (3050)	M6020 ICP-MS		U	*	mg/Kg	0.2	1	08/29/08 7:00	rac
Arsenic, total (3050)	M6020 ICP-MS	3.7		*	mg/Kg	0.3	0.5	08/29/08 7:00	rac
Barium, total (3050)	M6010B ICP	49.3			mg/Kg	0.3	2	08/28/08 3:16	aeh
Beryllium, total (3050)	M6010B ICP		U		mg/Kg	0.2	1	08/28/08 3:16	aeh
Cadmium, total (3050)	M6010B ICP		U		mg/Kg	0.5	2	08/28/08 3:16	aeh
Chromium, total (3050)	M6010B ICP	3	B	*	mg/Kg	1	5	08/28/08 3:16	aeh
Cobalt, total (3050)	M6010B ICP	2	B	*	mg/Kg	1	5	08/28/08 3:16	aeh
Copper, total (3050)	M6010B ICP	81		*	mg/Kg	1	5	08/28/08 3:16	aeh
Lead, total (3050)	M6020 ICP-MS	9.53		*	mg/Kg	0.05	0.3	08/29/08 7:00	rac
Manganese, total (3050)	M6010B ICP	169		*	mg/Kg	0.5	3	08/28/08 3:16	aeh
Mercury, total	M7471A CVAA	0.05	B		mg/Kg	0.04	0.2	08/23/08 17:19	jws/pmc
Molybdenum, total (3050)	M6010B ICP	109		*	mg/Kg	1	5	08/28/08 3:16	aeh
Nickel, total (3050)	M6010B ICP		U		mg/Kg	1	5	08/28/08 3:16	aeh
Selenium, total (3050)	M6020 ICP-MS	0.89			mg/Kg	0.05	0.3	08/29/08 7:00	rac
Thallium, total (3050)	M6020 ICP-MS	0.12	B		mg/Kg	0.05	0.3	08/29/08 7:00	rac
Uranium, total (3050)	M6020 ICP-MS	1.25		*	mg/Kg	0.05	0.3	08/29/08 7:00	rac
Zinc, total (3050)	M6010B ICP	26		*	mg/Kg	1	5	08/28/08 3:16	aeh

Soil Analysis

Parameter	EPA Method	Result	Qual	XQ	Units	MDL	PQL	Date	Analyst
Solids, Percent	CLPSOW390, PART F, D-98	86.7		*	%	0.1	0.5	08/19/08 1:43	bjl

Soil Preparation

Parameter	EPA Method	Result	Qual	XQ	Units	MDL	PQL	Date	Analyst
Air Dry at 34 Degrees C	USDA No. 1, 1972			*				08/18/08 18:03	bjl
Digestion - Hot Plate	M3050B ICP-MS							08/24/08 9:45	bjl
Sieve-2000 um (2.0mm)	ASA No.9, 15-4.2.2			*				08/23/08 5:27	lwt/bjl

Arizona license number: AZ0102

** Please refer to Qualifier Reports for details.*

ACZ Laboratories, Inc.
2773 Downhill Drive Steamboat Springs, CO 80487 (800) 334-5493

Inorganic Analytical Results

FMI Gold & Copper - Sierrita
Project ID:
Sample ID: RP-JS-02-5-7

ACZ Sample ID: ***L71134-04***
Date Sampled: *08/12/08 08:21*
Date Received: *08/13/08*
Sample Matrix: *Soil*

Metals Analysis

Parameter	EPA Method	Result	Qual	XQ	Units	MDL	PQL	Date	Analyst
Antimony, total (3050)	M6020 ICP-MS		U	*	mg/Kg	0.2	1	08/29/08 7:20	rac
Arsenic, total (3050)	M6020 ICP-MS	5.2		*	mg/Kg	0.3	0.5	08/29/08 7:20	rac
Barium, total (3050)	M6010B ICP	188			mg/Kg	0.3	2	08/28/08 3:20	aeh
Beryllium, total (3050)	M6010B ICP	0.8	B		mg/Kg	0.2	1	08/28/08 3:20	aeh
Cadmium, total (3050)	M6010B ICP		U		mg/Kg	0.5	2	08/28/08 3:20	aeh
Chromium, total (3050)	M6010B ICP	4	B	*	mg/Kg	1	5	08/28/08 3:20	aeh
Cobalt, total (3050)	M6010B ICP	10		*	mg/Kg	1	5	08/28/08 3:20	aeh
Copper, total (3050)	M6010B ICP	123		*	mg/Kg	1	5	08/28/08 3:20	aeh
Lead, total (3050)	M6020 ICP-MS	7.69		*	mg/Kg	0.05	0.3	08/29/08 7:20	rac
Manganese, total (3050)	M6010B ICP	1250		*	mg/Kg	0.5	3	08/28/08 3:20	aeh
Mercury, total	M7471A CVAA		U		mg/Kg	0.04	0.2	08/23/08 17:21	jws/pmc
Molybdenum, total (3050)	M6010B ICP	32		*	mg/Kg	1	5	08/28/08 3:20	aeh
Nickel, total (3050)	M6010B ICP	4	B		mg/Kg	1	5	08/28/08 3:20	aeh
Selenium, total (3050)	M6020 ICP-MS	0.70			mg/Kg	0.05	0.3	08/29/08 7:20	rac
Thallium, total (3050)	M6020 ICP-MS	0.17	B		mg/Kg	0.05	0.3	08/29/08 7:20	rac
Uranium, total (3050)	M6020 ICP-MS	2.12		*	mg/Kg	0.05	0.3	08/29/08 7:20	rac
Zinc, total (3050)	M6010B ICP	71		*	mg/Kg	1	5	08/28/08 3:20	aeh

Soil Analysis

Parameter	EPA Method	Result	Qual	XQ	Units	MDL	PQL	Date	Analyst
Solids, Percent	CLPSOW390, PART F, D-98	86.3		*	%	0.1	0.5	08/19/08 3:54	bjl

Soil Preparation

Parameter	EPA Method	Result	Qual	XQ	Units	MDL	PQL	Date	Analyst
Air Dry at 34 Degrees C	USDA No. 1, 1972			*				08/18/08 18:34	bjl
Digestion - Hot Plate	M3050B ICP-MS							08/24/08 10:07	bjl
Sieve-2000 um (2.0mm)	ASA No.9, 15-4.2.2			*				08/23/08 6:35	lwt/bjl

Arizona license number: AZ0102

** Please refer to Qualifier Reports for details.*

ACZ Laboratories, Inc.
2773 Downhill Drive Steamboat Springs, CO 80487 (800) 334-5493

Inorganic Analytical Results

FMI Gold & Copper - Sierrita
Project ID:
Sample ID: RP-JS-02-10-12

ACZ Sample ID: ***L71134-05***
Date Sampled: *08/12/08 08:37*
Date Received: *08/13/08*
Sample Matrix: *Soil*

Metals Analysis

Parameter	EPA Method	Result	Qual	XQ	Units	MDL	PQL	Date	Analyst
Antimony, total (3050)	M6020 ICP-MS	0.3	B	*	mg/Kg	0.2	1	08/29/08 7:27	rac
Arsenic, total (3050)	M6020 ICP-MS	3.3		*	mg/Kg	0.3	0.5	08/29/08 7:27	rac
Barium, total (3050)	M6010B ICP	50.9			mg/Kg	0.3	2	08/28/08 3:23	aeh
Beryllium, total (3050)	M6010B ICP	0.5	B		mg/Kg	0.2	1	08/28/08 3:23	aeh
Cadmium, total (3050)	M6010B ICP		U		mg/Kg	0.5	2	08/28/08 3:23	aeh
Chromium, total (3050)	M6010B ICP	2	B	*	mg/Kg	1	5	08/28/08 3:23	aeh
Cobalt, total (3050)	M6010B ICP	16		*	mg/Kg	1	5	08/28/08 3:23	aeh
Copper, total (3050)	M6010B ICP	323		*	mg/Kg	1	5	08/28/08 3:23	aeh
Lead, total (3050)	M6020 ICP-MS	14.50		*	mg/Kg	0.05	0.3	08/29/08 7:27	rac
Manganese, total (3050)	M6010B ICP	713		*	mg/Kg	0.5	3	08/28/08 3:23	aeh
Mercury, total	M7471A CVAA	0.07	B		mg/Kg	0.04	0.2	08/23/08 17:23	jws/pmc
Molybdenum, total (3050)	M6010B ICP	93		*	mg/Kg	1	5	08/28/08 3:23	aeh
Nickel, total (3050)	M6010B ICP	5			mg/Kg	1	5	08/28/08 3:23	aeh
Selenium, total (3050)	M6020 ICP-MS	0.93			mg/Kg	0.05	0.3	08/29/08 7:27	rac
Thallium, total (3050)	M6020 ICP-MS	0.12	B		mg/Kg	0.05	0.3	08/29/08 7:27	rac
Uranium, total (3050)	M6020 ICP-MS	9.12		*	mg/Kg	0.05	0.3	08/29/08 7:27	rac
Zinc, total (3050)	M6010B ICP	139		*	mg/Kg	1	5	08/28/08 3:23	aeh

Soil Analysis

Parameter	EPA Method	Result	Qual	XQ	Units	MDL	PQL	Date	Analyst
Solids, Percent	CLPSOW390, PART F, D-98	88.4		*	%	0.1	0.5	08/19/08 6:05	bjl

Soil Preparation

Parameter	EPA Method	Result	Qual	XQ	Units	MDL	PQL	Date	Analyst
Air Dry at 34 Degrees C	USDA No. 1, 1972			*				08/18/08 19:06	bjl
Digestion - Hot Plate	M3050B ICP-MS							08/24/08 10:30	bjl
Sieve-2000 um (2.0mm)	ASA No.9, 15-4.2.2			*				08/23/08 7:43	lwt/bjl

Arizona license number: AZ0102

** Please refer to Qualifier Reports for details.*

ACZ Laboratories, Inc.
2773 Downhill Drive Steamboat Springs, CO 80487 (800) 334-5493

Inorganic Analytical Results

FMI Gold & Copper - Sierrita
Project ID:
Sample ID: RP-JS-02-15-17

ACZ Sample ID: ***L71134-06***
Date Sampled: *08/12/08 08:51*
Date Received: *08/13/08*
Sample Matrix: *Soil*

Metals Analysis

Parameter	EPA Method	Result	Qual	XQ	Units	MDL	PQL	Date	Analyst
Antimony, total (3050)	M6020 ICP-MS	0.2	B	*	mg/Kg	0.2	1	08/29/08 7:33	rac
Arsenic, total (3050)	M6020 ICP-MS	3.1		*	mg/Kg	0.3	0.5	08/29/08 7:33	rac
Barium, total (3050)	M6010B ICP	47.5			mg/Kg	0.3	2	08/28/08 3:27	aeh
Beryllium, total (3050)	M6010B ICP	0.2	B		mg/Kg	0.2	1	08/28/08 3:27	aeh
Cadmium, total (3050)	M6010B ICP		U		mg/Kg	0.5	2	08/28/08 3:27	aeh
Chromium, total (3050)	M6010B ICP	2	B	*	mg/Kg	1	5	08/28/08 3:27	aeh
Cobalt, total (3050)	M6010B ICP	7		*	mg/Kg	1	5	08/28/08 3:27	aeh
Copper, total (3050)	M6010B ICP	289		*	mg/Kg	1	5	08/28/08 3:27	aeh
Lead, total (3050)	M6020 ICP-MS	14.70		*	mg/Kg	0.05	0.3	08/29/08 7:33	rac
Manganese, total (3050)	M6010B ICP	386		*	mg/Kg	0.5	3	08/28/08 3:27	aeh
Mercury, total	M7471A CVAA		U		mg/Kg	0.04	0.2	08/23/08 17:25	jws/pmc
Molybdenum, total (3050)	M6010B ICP	51		*	mg/Kg	1	5	08/28/08 3:27	aeh
Nickel, total (3050)	M6010B ICP	2	B		mg/Kg	1	5	08/28/08 3:27	aeh
Selenium, total (3050)	M6020 ICP-MS	0.84			mg/Kg	0.05	0.3	08/29/08 7:33	rac
Thallium, total (3050)	M6020 ICP-MS	0.15	B		mg/Kg	0.05	0.3	08/29/08 7:33	rac
Uranium, total (3050)	M6020 ICP-MS	4.35		*	mg/Kg	0.05	0.3	08/29/08 7:33	rac
Zinc, total (3050)	M6010B ICP	64		*	mg/Kg	1	5	08/28/08 3:27	aeh

Soil Analysis

Parameter	EPA Method	Result	Qual	XQ	Units	MDL	PQL	Date	Analyst
Solids, Percent	CLPSOW390, PART F, D-98	83.2		*	%	0.1	0.5	08/19/08 8:15	bjl

Soil Preparation

Parameter	EPA Method	Result	Qual	XQ	Units	MDL	PQL	Date	Analyst
Air Dry at 34 Degrees C	USDA No. 1, 1972			*				08/18/08 19:37	bjl
Digestion - Hot Plate	M3050B ICP-MS							08/24/08 10:52	bjl
Sieve-2000 um (2.0mm)	ASA No.9, 15-4.2.2			*				08/23/08 8:51	lwt/bjl

Arizona license number: AZ0102

** Please refer to Qualifier Reports for details.*

ACZ Laboratories, Inc.
2773 Downhill Drive Steamboat Springs, CO 80487 (800) 334-5493

Inorganic Analytical Results

FMI Gold & Copper - Sierrita
Project ID:
Sample ID: RP-JS-01-0-1

ACZ Sample ID: ***L71134-07***
Date Sampled: *08/12/08 09:21*
Date Received: *08/13/08*
Sample Matrix: *Soil*

Metals Analysis

Parameter	EPA Method	Result	Qual	XQ	Units	MDL	PQL	Date	Analyst
Antimony, total (3050)	M6020 ICP-MS		U	*	mg/Kg	0.2	1	08/29/08 7:40	rac
Arsenic, total (3050)	M6020 ICP-MS	3.5		*	mg/Kg	0.3	0.5	08/29/08 7:40	rac
Barium, total (3050)	M6010B ICP	127			mg/Kg	0.3	2	08/28/08 3:37	aeh
Beryllium, total (3050)	M6010B ICP	0.6	B		mg/Kg	0.2	1	08/28/08 3:37	aeh
Cadmium, total (3050)	M6010B ICP		U		mg/Kg	0.5	2	08/28/08 3:37	aeh
Chromium, total (3050)	M6010B ICP	4	B	*	mg/Kg	1	5	08/28/08 3:37	aeh
Cobalt, total (3050)	M6010B ICP	5	B	*	mg/Kg	1	5	08/28/08 3:37	aeh
Copper, total (3050)	M6010B ICP	124		*	mg/Kg	1	5	08/28/08 3:37	aeh
Lead, total (3050)	M6020 ICP-MS	11.40		*	mg/Kg	0.05	0.3	08/29/08 7:40	rac
Manganese, total (3050)	M6010B ICP	271		*	mg/Kg	0.5	3	08/28/08 3:37	aeh
Mercury, total	M7471A CVAA	0.07	B		mg/Kg	0.04	0.2	08/23/08 17:28	jws/pmc
Molybdenum, total (3050)	M6010B ICP	51		*	mg/Kg	1	5	08/28/08 3:37	aeh
Nickel, total (3050)	M6010B ICP	2	B		mg/Kg	1	5	08/28/08 3:37	aeh
Selenium, total (3050)	M6020 ICP-MS	0.91			mg/Kg	0.05	0.3	08/29/08 7:40	rac
Thallium, total (3050)	M6020 ICP-MS	0.15	B		mg/Kg	0.05	0.3	08/29/08 7:40	rac
Uranium, total (3050)	M6020 ICP-MS	2.64		*	mg/Kg	0.05	0.3	08/29/08 7:40	rac
Zinc, total (3050)	M6010B ICP	40		*	mg/Kg	1	5	08/28/08 3:37	aeh

Soil Analysis

Parameter	EPA Method	Result	Qual	XQ	Units	MDL	PQL	Date	Analyst
Solids, Percent	CLPSOW390, PART F, D-98	91.2		*	%	0.1	0.5	08/19/08 10:26	bjl

Soil Preparation

Parameter	EPA Method	Result	Qual	XQ	Units	MDL	PQL	Date	Analyst
Air Dry at 34 Degrees C	USDA No. 1, 1972			*				08/18/08 20:09	bjl
Digestion - Hot Plate	M3050B ICP-MS							08/24/08 11:15	bjl
Sieve-2000 um (2.0mm)	ASA No.9, 15-4.2.2			*				08/23/08 9:59	lwt/bjl

Arizona license number: AZ0102

** Please refer to Qualifier Reports for details.*

ACZ Laboratories, Inc.
2773 Downhill Drive Steamboat Springs, CO 80487 (800) 334-5493

Inorganic Analytical Results

FMI Gold & Copper - Sierrita
Project ID:
Sample ID: RP-JS-01-1-3

ACZ Sample ID: ***L71134-08***
Date Sampled: *08/12/08 09:21*
Date Received: *08/13/08*
Sample Matrix: *Soil*

Metals Analysis

Parameter	EPA Method	Result	Qual	XQ	Units	MDL	PQL	Date	Analyst
Antimony, total (3050)	M6020 ICP-MS		U	*	mg/Kg	0.2	1	08/29/08 7:47	rac
Arsenic, total (3050)	M6020 ICP-MS	3.1		*	mg/Kg	0.3	0.5	08/29/08 7:47	rac
Barium, total (3050)	M6010B ICP	46.1			mg/Kg	0.3	2	08/28/08 3:40	aeh
Beryllium, total (3050)	M6010B ICP	0.2	B		mg/Kg	0.2	1	08/28/08 3:40	aeh
Cadmium, total (3050)	M6010B ICP		U		mg/Kg	0.5	2	08/28/08 3:40	aeh
Chromium, total (3050)	M6010B ICP	4	B	*	mg/Kg	1	5	08/28/08 3:40	aeh
Cobalt, total (3050)	M6010B ICP	5		*	mg/Kg	1	5	08/28/08 3:40	aeh
Copper, total (3050)	M6010B ICP	183		*	mg/Kg	1	5	08/28/08 3:40	aeh
Lead, total (3050)	M6020 ICP-MS	12.70		*	mg/Kg	0.05	0.3	08/29/08 7:47	rac
Manganese, total (3050)	M6010B ICP	244		*	mg/Kg	0.5	3	08/28/08 3:40	aeh
Mercury, total	M7471A CVAA		U		mg/Kg	0.04	0.2	08/23/08 17:30	jws/pmc
Molybdenum, total (3050)	M6010B ICP	86		*	mg/Kg	1	5	08/28/08 3:40	aeh
Nickel, total (3050)	M6010B ICP	2	B		mg/Kg	1	5	08/28/08 3:40	aeh
Selenium, total (3050)	M6020 ICP-MS	0.80			mg/Kg	0.05	0.3	08/29/08 7:47	rac
Thallium, total (3050)	M6020 ICP-MS	0.13	B		mg/Kg	0.05	0.3	08/29/08 7:47	rac
Uranium, total (3050)	M6020 ICP-MS	2.44		*	mg/Kg	0.05	0.3	08/29/08 7:47	rac
Zinc, total (3050)	M6010B ICP	43		*	mg/Kg	1	5	08/28/08 3:40	aeh

Soil Analysis

Parameter	EPA Method	Result	Qual	XQ	Units	MDL	PQL	Date	Analyst
Solids, Percent	CLPSOW390, PART F, D-98	87.8		*	%	0.1	0.5	08/19/08 12:37	bjl

Soil Preparation

Parameter	EPA Method	Result	Qual	XQ	Units	MDL	PQL	Date	Analyst
Air Dry at 34 Degrees C	USDA No. 1, 1972			*				08/18/08 20:41	bjl
Digestion - Hot Plate	M3050B ICP-MS							08/24/08 11:37	bjl
Sieve-2000 um (2.0mm)	ASA No.9, 15-4.2.2			*				08/23/08 11:06	lwt/bjl

Arizona license number: AZ0102

** Please refer to Qualifier Reports for details.*

ACZ Laboratories, Inc.
2773 Downhill Drive Steamboat Springs, CO 80487 (800) 334-5493

Inorganic Analytical Results

FMI Gold & Copper - Sierrita
Project ID:
Sample ID: RP-JS-01-1-3D

ACZ Sample ID: ***L71134-09***
Date Sampled: *08/12/08 09:21*
Date Received: *08/13/08*
Sample Matrix: *Soil*

Metals Analysis

Parameter	EPA Method	Result	Qual	XQ	Units	MDL	PQL	Date	Analyst
Antimony, total (3050)	M6020 ICP-MS		U	*	mg/Kg	0.2	1	08/29/08 7:53	rac
Arsenic, total (3050)	M6020 ICP-MS	3.1		*	mg/Kg	0.3	0.5	08/29/08 7:53	rac
Barium, total (3050)	M6010B ICP	41.8			mg/Kg	0.3	2	08/28/08 3:44	aeh
Beryllium, total (3050)	M6010B ICP		U		mg/Kg	0.2	1	08/28/08 3:44	aeh
Cadmium, total (3050)	M6010B ICP		U		mg/Kg	0.5	2	08/28/08 3:44	aeh
Chromium, total (3050)	M6010B ICP	4	B	*	mg/Kg	1	5	08/28/08 3:44	aeh
Cobalt, total (3050)	M6010B ICP	5	B	*	mg/Kg	1	5	08/28/08 3:44	aeh
Copper, total (3050)	M6010B ICP	181		*	mg/Kg	1	5	08/28/08 3:44	aeh
Lead, total (3050)	M6020 ICP-MS	13.40		*	mg/Kg	0.05	0.3	08/29/08 7:53	rac
Manganese, total (3050)	M6010B ICP	239		*	mg/Kg	0.5	3	08/28/08 3:44	aeh
Mercury, total	M7471A CVAA		U		mg/Kg	0.04	0.2	08/23/08 17:37	jws/pmc
Molybdenum, total (3050)	M6010B ICP	66		*	mg/Kg	1	5	08/28/08 3:44	aeh
Nickel, total (3050)	M6010B ICP	1	B		mg/Kg	1	5	08/28/08 3:44	aeh
Selenium, total (3050)	M6020 ICP-MS	0.80			mg/Kg	0.05	0.3	08/29/08 7:53	rac
Thallium, total (3050)	M6020 ICP-MS	0.14	B		mg/Kg	0.05	0.3	08/29/08 7:53	rac
Uranium, total (3050)	M6020 ICP-MS	2.35		*	mg/Kg	0.05	0.3	08/29/08 7:53	rac
Zinc, total (3050)	M6010B ICP	42		*	mg/Kg	1	5	08/28/08 3:44	aeh

Soil Analysis

Parameter	EPA Method	Result	Qual	XQ	Units	MDL	PQL	Date	Analyst
Solids, Percent	CLPSOW390, PART F, D-98	89.2		*	%	0.1	0.5	08/19/08 14:48	bjl

Soil Preparation

Parameter	EPA Method	Result	Qual	XQ	Units	MDL	PQL	Date	Analyst
Air Dry at 34 Degrees C	USDA No. 1, 1972			*				08/18/08 21:12	bjl
Digestion - Hot Plate	M3050B ICP-MS							08/24/08 12:00	bjl
Sieve-2000 um (2.0mm)	ASA No.9, 15-4.2.2			*				08/23/08 12:14	lwt/bjl

Arizona license number: AZ0102

** Please refer to Qualifier Reports for details.*

ACZ Laboratories, Inc.
2773 Downhill Drive Steamboat Springs, CO 80487 (800) 334-5493

Inorganic Analytical Results

FMI Gold & Copper - Sierrita
Project ID:
Sample ID: RP-JS-01-5-7

ACZ Sample ID: ***L71134-10***
Date Sampled: *08/12/08 09:40*
Date Received: *08/13/08*
Sample Matrix: *Soil*

Metals Analysis

Parameter	EPA Method	Result	Qual	XQ	Units	MDL	PQL	Date	Analyst
Antimony, total (3050)	M6020 ICP-MS		U	*	mg/Kg	0.2	1	08/29/08 8:00	rac
Arsenic, total (3050)	M6020 ICP-MS	1.9		*	mg/Kg	0.3	0.5	08/29/08 8:00	rac
Barium, total (3050)	M6010B ICP	49.0			mg/Kg	0.3	2	08/28/08 3:47	aeh
Beryllium, total (3050)	M6010B ICP		U		mg/Kg	0.2	1	08/28/08 3:47	aeh
Cadmium, total (3050)	M6010B ICP		U		mg/Kg	0.5	2	08/28/08 3:47	aeh
Chromium, total (3050)	M6010B ICP	2	B	*	mg/Kg	1	5	08/28/08 3:47	aeh
Cobalt, total (3050)	M6010B ICP	5	B	*	mg/Kg	1	5	08/28/08 3:47	aeh
Copper, total (3050)	M6010B ICP	137		*	mg/Kg	1	5	08/28/08 3:47	aeh
Lead, total (3050)	M6020 ICP-MS	6.43		*	mg/Kg	0.05	0.3	08/29/08 8:00	rac
Manganese, total (3050)	M6010B ICP	231		*	mg/Kg	0.5	3	08/28/08 3:47	aeh
Mercury, total	M7471A CVAA		U		mg/Kg	0.04	0.2	08/23/08 17:39	jws/pmc
Molybdenum, total (3050)	M6010B ICP	33		*	mg/Kg	1	5	08/28/08 3:47	aeh
Nickel, total (3050)	M6010B ICP	2	B		mg/Kg	1	5	08/28/08 3:47	aeh
Selenium, total (3050)	M6020 ICP-MS	0.60			mg/Kg	0.05	0.3	08/29/08 8:00	rac
Thallium, total (3050)	M6020 ICP-MS	0.08	B		mg/Kg	0.05	0.3	08/29/08 8:00	rac
Uranium, total (3050)	M6020 ICP-MS	1.26		*	mg/Kg	0.05	0.3	08/29/08 8:00	rac
Zinc, total (3050)	M6010B ICP	36		*	mg/Kg	1	5	08/28/08 3:47	aeh

Soil Analysis

Parameter	EPA Method	Result	Qual	XQ	Units	MDL	PQL	Date	Analyst
Solids, Percent	CLPSOW390, PART F, D-98	90.9		*	%	0.1	0.5	08/19/08 16:59	bjl

Soil Preparation

Parameter	EPA Method	Result	Qual	XQ	Units	MDL	PQL	Date	Analyst
Air Dry at 34 Degrees C	USDA No. 1, 1972			*				08/18/08 21:44	bjl
Digestion - Hot Plate	M3050B ICP-MS							08/24/08 12:22	bjl
Sieve-2000 um (2.0mm)	ASA No.9, 15-4.2.2			*				08/23/08 13:22	lwt/bjl

Arizona license number: AZ0102

** Please refer to Qualifier Reports for details.*

ACZ Laboratories, Inc.
2773 Downhill Drive Steamboat Springs, CO 80487 (800) 334-5493

Inorganic Analytical Results

FMI Gold & Copper - Sierrita
Project ID:
Sample ID: RP-JS-01-10-12

ACZ Sample ID: ***L71134-11***
Date Sampled: *08/12/08 09:53*
Date Received: *08/13/08*
Sample Matrix: *Soil*

Metals Analysis

Parameter	EPA Method	Result	Qual	XQ	Units	MDL	PQL	Date	Analyst
Antimony, total (3050)	M6020 ICP-MS		U	*	mg/Kg	0.2	1	08/29/08 8:07	rac
Arsenic, total (3050)	M6020 ICP-MS	2.6		*	mg/Kg	0.3	0.5	08/29/08 8:07	rac
Barium, total (3050)	M6010B ICP	50.8			mg/Kg	0.3	2	08/28/08 3:51	aeh
Beryllium, total (3050)	M6010B ICP	0.3	B		mg/Kg	0.2	1	08/28/08 3:51	aeh
Cadmium, total (3050)	M6010B ICP		U		mg/Kg	0.5	2	08/28/08 3:51	aeh
Chromium, total (3050)	M6010B ICP	2	B	*	mg/Kg	1	5	08/28/08 3:51	aeh
Cobalt, total (3050)	M6010B ICP	5		*	mg/Kg	1	5	08/28/08 3:51	aeh
Copper, total (3050)	M6010B ICP	466		*	mg/Kg	1	5	08/28/08 3:51	aeh
Lead, total (3050)	M6020 ICP-MS	9.69		*	mg/Kg	0.05	0.3	08/29/08 8:07	rac
Manganese, total (3050)	M6010B ICP	207		*	mg/Kg	0.5	3	08/28/08 3:51	aeh
Mercury, total	M7471A CVAA	0.06	B		mg/Kg	0.04	0.2	08/23/08 17:41	jws/pmc
Molybdenum, total (3050)	M6010B ICP	126		*	mg/Kg	1	5	08/28/08 3:51	aeh
Nickel, total (3050)	M6010B ICP	2	B		mg/Kg	1	5	08/28/08 3:51	aeh
Selenium, total (3050)	M6020 ICP-MS	1.04			mg/Kg	0.05	0.3	08/29/08 8:07	rac
Thallium, total (3050)	M6020 ICP-MS	0.09	B		mg/Kg	0.05	0.3	08/29/08 8:07	rac
Uranium, total (3050)	M6020 ICP-MS	2.25		*	mg/Kg	0.05	0.3	08/29/08 8:07	rac
Zinc, total (3050)	M6010B ICP	48		*	mg/Kg	1	5	08/28/08 3:51	aeh

Soil Analysis

Parameter	EPA Method	Result	Qual	XQ	Units	MDL	PQL	Date	Analyst
Solids, Percent	CLPSOW390, PART F, D-98	85.8		*	%	0.1	0.5	08/19/08 19:10	bjl

Soil Preparation

Parameter	EPA Method	Result	Qual	XQ	Units	MDL	PQL	Date	Analyst
Air Dry at 34 Degrees C	USDA No. 1, 1972			*				08/18/08 22:15	bjl
Digestion - Hot Plate	M3050B ICP-MS							08/24/08 12:45	bjl
Sieve-2000 um (2.0mm)	ASA No.9, 15-4.2.2			*				08/23/08 14:30	lwt/bjl

Arizona license number: AZ0102

** Please refer to Qualifier Reports for details.*

ACZ Laboratories, Inc.
2773 Downhill Drive Steamboat Springs, CO 80487 (800) 334-5493

Inorganic Analytical Results

FMI Gold & Copper - Sierrita
Project ID:
Sample ID: RP-JS-01-15-17

ACZ Sample ID: ***L71134-12***
Date Sampled: *08/12/08 10:05*
Date Received: *08/13/08*
Sample Matrix: *Soil*

Metals Analysis

Parameter	EPA Method	Result	Qual	XQ	Units	MDL	PQL	Date	Analyst
Antimony, total (3050)	M6020 ICP-MS	0.3	B	*	mg/Kg	0.2	1	08/29/08 8:13	rac
Arsenic, total (3050)	M6020 ICP-MS	3.6		*	mg/Kg	0.3	0.5	08/29/08 8:13	rac
Barium, total (3050)	M6010B ICP	56.8			mg/Kg	0.3	2	08/28/08 3:54	aeh
Beryllium, total (3050)	M6010B ICP	0.3	B		mg/Kg	0.2	1	08/28/08 3:54	aeh
Cadmium, total (3050)	M6010B ICP		U		mg/Kg	0.5	2	08/28/08 3:54	aeh
Chromium, total (3050)	M6010B ICP	2	B	*	mg/Kg	1	5	08/28/08 3:54	aeh
Cobalt, total (3050)	M6010B ICP	6		*	mg/Kg	1	5	08/28/08 3:54	aeh
Copper, total (3050)	M6010B ICP	254		*	mg/Kg	1	5	08/28/08 3:54	aeh
Lead, total (3050)	M6020 ICP-MS	11.30		*	mg/Kg	0.05	0.3	08/29/08 8:13	rac
Manganese, total (3050)	M6010B ICP	368		*	mg/Kg	0.5	3	08/28/08 3:54	aeh
Mercury, total	M7471A CVAA		U		mg/Kg	0.04	0.2	08/23/08 17:44	jws/pmc
Molybdenum, total (3050)	M6010B ICP	67		*	mg/Kg	1	5	08/28/08 3:54	aeh
Nickel, total (3050)	M6010B ICP	2	B		mg/Kg	1	5	08/28/08 3:54	aeh
Selenium, total (3050)	M6020 ICP-MS	0.93			mg/Kg	0.05	0.3	08/29/08 8:13	rac
Thallium, total (3050)	M6020 ICP-MS	0.15	B		mg/Kg	0.05	0.3	08/29/08 8:13	rac
Uranium, total (3050)	M6020 ICP-MS	4.60		*	mg/Kg	0.05	0.3	08/29/08 8:13	rac
Zinc, total (3050)	M6010B ICP	84		*	mg/Kg	1	5	08/28/08 3:54	aeh

Soil Analysis

Parameter	EPA Method	Result	Qual	XQ	Units	MDL	PQL	Date	Analyst
Solids, Percent	CLPSOW390, PART F, D-98	83.4		*	%	0.1	0.5	08/19/08 21:20	bjl

Soil Preparation

Parameter	EPA Method	Result	Qual	XQ	Units	MDL	PQL	Date	Analyst
Air Dry at 34 Degrees C	USDA No. 1, 1972			*				08/18/08 22:47	bjl
Digestion - Hot Plate	M3050B ICP-MS							08/24/08 13:07	bjl
Sieve-2000 um (2.0mm)	ASA No.9, 15-4.2.2			*				08/23/08 15:38	lwt/bjl

Arizona license number: AZ0102

** Please refer to Qualifier Reports for details.*

ACZ Laboratories, Inc.
2773 Downhill Drive Steamboat Springs, CO 80487 (800) 334-5493

Inorganic Analytical Results

FMI Gold & Copper - Sierrita
Project ID:
Sample ID: EM-JS-08-0-1

ACZ Sample ID: ***L71134-13***
Date Sampled: *08/12/08 13:28*
Date Received: *08/13/08*
Sample Matrix: *Soil*

Metals Analysis

Parameter	EPA Method	Result	Qual	XQ	Units	MDL	PQL	Date	Analyst
Antimony, total (3050)	M6020 ICP-MS	1.1		*	mg/Kg	0.2	1	08/29/08 8:20	rac
Arsenic, total (3050)	M6020 ICP-MS	11.9			mg/Kg	0.3	0.5	08/29/08 8:20	rac
Barium, total (3050)	M6010B ICP	55.7			mg/Kg	0.3	2	08/28/08 3:58	aeh
Beryllium, total (3050)	M6010B ICP		U		mg/Kg	0.2	1	08/28/08 3:58	aeh
Cadmium, total (3050)	M6010B ICP		U		mg/Kg	0.5	2	08/28/08 3:58	aeh
Chromium, total (3050)	M6010B ICP	5	B	*	mg/Kg	1	5	08/28/08 3:58	aeh
Cobalt, total (3050)	M6010B ICP	4	B	*	mg/Kg	1	5	08/28/08 3:58	aeh
Copper, total (3050)	M6010B ICP	2040		*	mg/Kg	1	5	08/28/08 3:58	aeh
Lead, total (3050)	M6020 ICP-MS	57.00		*	mg/Kg	0.05	0.3	08/29/08 8:20	rac
Manganese, total (3050)	M6010B ICP	166		*	mg/Kg	0.5	3	08/28/08 3:58	aeh
Mercury, total	M7471A CVAA	0.08	B		mg/Kg	0.04	0.2	08/23/08 17:46	jws/pmc
Molybdenum, total (3050)	M6010B ICP	1240		*	mg/Kg	1	5	08/28/08 3:58	aeh
Nickel, total (3050)	M6010B ICP		U		mg/Kg	1	5	08/28/08 3:58	aeh
Selenium, total (3050)	M6020 ICP-MS	3.24			mg/Kg	0.05	0.3	08/29/08 8:20	rac
Thallium, total (3050)	M6020 ICP-MS	0.12	B		mg/Kg	0.05	0.3	08/29/08 8:20	rac
Uranium, total (3050)	M6020 ICP-MS	2.41		*	mg/Kg	0.05	0.3	08/29/08 8:20	rac
Zinc, total (3050)	M6010B ICP	39		*	mg/Kg	1	5	08/28/08 3:58	aeh

Soil Analysis

Parameter	EPA Method	Result	Qual	XQ	Units	MDL	PQL	Date	Analyst
Solids, Percent	CLPSOW390, PART F, D-98	93.9		*	%	0.1	0.5	08/19/08 23:31	bjl

Soil Preparation

Parameter	EPA Method	Result	Qual	XQ	Units	MDL	PQL	Date	Analyst
Air Dry at 34 Degrees C	USDA No. 1, 1972			*				08/18/08 23:19	bjl
Digestion - Hot Plate	M3050B ICP-MS							08/24/08 13:30	bjl
Sieve-2000 um (2.0mm)	ASA No.9, 15-4.2.2			*				08/23/08 16:46	lwt/bjl

Arizona license number: AZ0102

** Please refer to Qualifier Reports for details.*

ACZ Laboratories, Inc.
2773 Downhill Drive Steamboat Springs, CO 80487 (800) 334-5493

Inorganic Analytical Results

FMI Gold & Copper - Sierrita
Project ID:
Sample ID: EM-JS-08-1-3

ACZ Sample ID: ***L71134-14***
Date Sampled: *08/12/08 13:28*
Date Received: *08/13/08*
Sample Matrix: *Soil*

Metals Analysis

Parameter	EPA Method	Result	Qual	XQ	Units	MDL	PQL	Date	Analyst
Antimony, total (3050)	M6020 ICP-MS	0.4	B	*	mg/Kg	0.2	1	08/29/08 8:40	rac
Arsenic, total (3050)	M6020 ICP-MS	7.7		*	mg/Kg	0.3	0.5	08/29/08 8:40	rac
Barium, total (3050)	M6010B ICP	47.3			mg/Kg	0.3	2	08/28/08 4:01	aeh
Beryllium, total (3050)	M6010B ICP		U		mg/Kg	0.2	1	08/28/08 4:01	aeh
Cadmium, total (3050)	M6010B ICP		U		mg/Kg	0.5	2	08/28/08 4:01	aeh
Chromium, total (3050)	M6010B ICP	2	B	*	mg/Kg	1	5	08/28/08 4:01	aeh
Cobalt, total (3050)	M6010B ICP	5	B	*	mg/Kg	1	5	08/28/08 4:01	aeh
Copper, total (3050)	M6010B ICP	1800		*	mg/Kg	1	5	08/28/08 4:01	aeh
Lead, total (3050)	M6020 ICP-MS	152		*	mg/Kg	0.05	0.3	08/29/08 8:40	rac
Manganese, total (3050)	M6010B ICP	190		*	mg/Kg	0.5	3	08/28/08 4:01	aeh
Mercury, total	M7471A CVAA	0.09	B		mg/Kg	0.04	0.2	08/23/08 17:48	jws/pmc
Molybdenum, total (3050)	M6010B ICP	315		*	mg/Kg	1	5	08/28/08 4:01	aeh
Nickel, total (3050)	M6010B ICP		U		mg/Kg	1	5	08/28/08 4:01	aeh
Selenium, total (3050)	M6020 ICP-MS	3.38			mg/Kg	0.05	0.3	08/29/08 8:40	rac
Thallium, total (3050)	M6020 ICP-MS	0.20	B		mg/Kg	0.05	0.3	08/29/08 8:40	rac
Uranium, total (3050)	M6020 ICP-MS	1.17		*	mg/Kg	0.05	0.3	08/29/08 8:40	rac
Zinc, total (3050)	M6010B ICP	39		*	mg/Kg	1	5	08/28/08 4:01	aeh

Soil Analysis

Parameter	EPA Method	Result	Qual	XQ	Units	MDL	PQL	Date	Analyst
Solids, Percent	CLPSOW390, PART F, D-98	91.5		*	%	0.1	0.5	08/20/08 1:42	bjl

Soil Preparation

Parameter	EPA Method	Result	Qual	XQ	Units	MDL	PQL	Date	Analyst
Air Dry at 34 Degrees C	USDA No. 1, 1972			*				08/18/08 23:50	bjl
Digestion - Hot Plate	M3050B ICP-MS							08/24/08 13:52	bjl
Sieve-2000 um (2.0mm)	ASA No.9, 15-4.2.2			*				08/23/08 17:54	lwt/bjl

Arizona license number: AZ0102

** Please refer to Qualifier Reports for details.*

ACZ Laboratories, Inc.
2773 Downhill Drive Steamboat Springs, CO 80487 (800) 334-5493

Inorganic Analytical Results

FMI Gold & Copper - Sierrita
Project ID:
Sample ID: EM-JS-08-1-3D

ACZ Sample ID: ***L71134-15***
Date Sampled: *08/12/08 13:28*
Date Received: *08/13/08*
Sample Matrix: *Soil*

Metals Analysis

Parameter	EPA Method	Result	Qual	XQ	Units	MDL	PQL	Date	Analyst
Antimony, total (3050)	M6020 ICP-MS	0.6	B	*	mg/Kg	0.2	1	08/29/08 8:47	rac
Arsenic, total (3050)	M6020 ICP-MS	8.2		*	mg/Kg	0.3	0.5	08/29/08 8:47	rac
Barium, total (3050)	M6010B ICP	69.5			mg/Kg	0.3	2	08/28/08 4:04	aeh
Beryllium, total (3050)	M6010B ICP		U		mg/Kg	0.2	1	08/28/08 4:04	aeh
Cadmium, total (3050)	M6010B ICP		U		mg/Kg	0.5	2	08/28/08 4:04	aeh
Chromium, total (3050)	M6010B ICP	3	B	*	mg/Kg	1	5	08/28/08 4:04	aeh
Cobalt, total (3050)	M6010B ICP	5		*	mg/Kg	1	5	08/28/08 4:04	aeh
Copper, total (3050)	M6010B ICP	1430		*	mg/Kg	1	5	08/28/08 4:04	aeh
Lead, total (3050)	M6020 ICP-MS	51.90		*	mg/Kg	0.05	0.3	08/29/08 8:47	rac
Manganese, total (3050)	M6010B ICP	193		*	mg/Kg	0.5	3	08/28/08 4:04	aeh
Mercury, total	M7471A CVAA	0.07	B		mg/Kg	0.04	0.2	08/23/08 17:50	jws/pmc
Molybdenum, total (3050)	M6010B ICP	342		*	mg/Kg	1	5	08/28/08 4:04	aeh
Nickel, total (3050)	M6010B ICP		U		mg/Kg	1	5	08/28/08 4:04	aeh
Selenium, total (3050)	M6020 ICP-MS	2.85			mg/Kg	0.05	0.3	08/29/08 8:47	rac
Thallium, total (3050)	M6020 ICP-MS	0.17	B		mg/Kg	0.05	0.3	08/29/08 8:47	rac
Uranium, total (3050)	M6020 ICP-MS	1.29		*	mg/Kg	0.05	0.3	08/29/08 8:47	rac
Zinc, total (3050)	M6010B ICP	43		*	mg/Kg	1	5	08/28/08 4:04	aeh

Soil Analysis

Parameter	EPA Method	Result	Qual	XQ	Units	MDL	PQL	Date	Analyst
Solids, Percent	CLPSOW390, PART F, D-98	91.4		*	%	0.1	0.5	08/20/08 3:53	bjl

Soil Preparation

Parameter	EPA Method	Result	Qual	XQ	Units	MDL	PQL	Date	Analyst
Air Dry at 34 Degrees C	USDA No. 1, 1972			*				08/19/08 0:22	bjl
Digestion - Hot Plate	M3050B ICP-MS							08/24/08 14:15	bjl
Sieve-2000 um (2.0mm)	ASA No.9, 15-4.2.2			*				08/23/08 19:02	lwt/bjl

Arizona license number: AZ0102

** Please refer to Qualifier Reports for details.*

ACZ Laboratories, Inc.
2773 Downhill Drive Steamboat Springs, CO 80487 (800) 334-5493

Inorganic Analytical Results

FMI Gold & Copper - Sierrita
Project ID:
Sample ID: EM-JS-08-5-7

ACZ Sample ID: ***L71134-16***
Date Sampled: *08/12/08 13:33*
Date Received: *08/13/08*
Sample Matrix: *Soil*

Metals Analysis

Parameter	EPA Method	Result	Qual	XQ	Units	MDL	PQL	Date	Analyst
Antimony, total (3050)	M6020 ICP-MS	13.6		*	mg/Kg	0.2	1	08/29/08 8:53	rac
Arsenic, total (3050)	M6020 ICP-MS	64.8		*	mg/Kg	0.3	0.5	08/29/08 8:53	rac
Barium, total (3050)	M6010B ICP	150			mg/Kg	0.3	2	08/28/08 4:08	aeh
Beryllium, total (3050)	M6010B ICP		U		mg/Kg	0.2	1	08/28/08 4:08	aeh
Cadmium, total (3050)	M6010B ICP	5.0			mg/Kg	0.5	2	08/28/08 4:08	aeh
Chromium, total (3050)	M6010B ICP	36		*	mg/Kg	1	5	08/28/08 4:08	aeh
Cobalt, total (3050)	M6010B ICP	42		*	mg/Kg	1	5	08/28/08 4:08	aeh
Copper, total (3050)	M6010B ICP	26800		*	mg/Kg	5	30	08/29/08 23:34	aeh
Lead, total (3050)	M6020 ICP-MS	999		*	mg/Kg	0.2	1	09/02/08 20:02	msh
Manganese, total (3050)	M6010B ICP	932		*	mg/Kg	0.5	3	08/28/08 4:08	aeh
Mercury, total	M7471A CVAA	0.60			mg/Kg	0.04	0.2	08/23/08 17:52	jws/pmc
Molybdenum, total (3050)	M6010B ICP	6470		*	mg/Kg	1	5	08/28/08 4:08	aeh
Nickel, total (3050)	M6010B ICP	33			mg/Kg	1	5	08/28/08 4:08	aeh
Selenium, total (3050)	M6020 ICP-MS	7.85			mg/Kg	0.05	0.3	08/29/08 8:53	rac
Thallium, total (3050)	M6020 ICP-MS	0.22	B		mg/Kg	0.05	0.3	08/29/08 8:53	rac
Uranium, total (3050)	M6020 ICP-MS	5.20		*	mg/Kg	0.05	0.3	08/29/08 8:53	rac
Zinc, total (3050)	M6010B ICP	1550		*	mg/Kg	1	5	08/28/08 4:08	aeh

Soil Analysis

Parameter	EPA Method	Result	Qual	XQ	Units	MDL	PQL	Date	Analyst
Solids, Percent	CLPSOW390, PART F, D-98	88.9		*	%	0.1	0.5	08/20/08 6:04	bjl

Soil Preparation

Parameter	EPA Method	Result	Qual	XQ	Units	MDL	PQL	Date	Analyst
Air Dry at 34 Degrees C	USDA No. 1, 1972			*				08/19/08 0:53	bjl
Digestion - Hot Plate	M3050B ICP-MS							08/24/08 14:37	bjl
Sieve-2000 um (2.0mm)	ASA No.9, 15-4.2.2			*				08/23/08 20:10	lwt/bjl

Arizona license number: AZ0102

** Please refer to Qualifier Reports for details.*

ACZ Laboratories, Inc.
2773 Downhill Drive Steamboat Springs, CO 80487 (800) 334-5493

Inorganic Analytical Results

FMI Gold & Copper - Sierrita
Project ID:
Sample ID: EM-JS-08-10-12

ACZ Sample ID: ***L71134-17***
Date Sampled: *08/12/08 13:56*
Date Received: *08/13/08*
Sample Matrix: *Soil*

Metals Analysis

Parameter	EPA Method	Result	Qual	XQ	Units	MDL	PQL	Date	Analyst
Antimony, total (3050)	M6020 ICP-MS	2.0		*	mg/Kg	0.2	1	08/29/08 9:00	rac
Arsenic, total (3050)	M6020 ICP-MS	16.0		*	mg/Kg	0.3	0.5	08/29/08 9:00	rac
Barium, total (3050)	M6010B ICP	77.6			mg/Kg	0.3	2	08/28/08 4:29	aeh
Beryllium, total (3050)	M6010B ICP	0.9	B		mg/Kg	0.2	1	08/28/08 4:29	aeh
Cadmium, total (3050)	M6010B ICP	5.3			mg/Kg	0.5	2	08/28/08 4:29	aeh
Chromium, total (3050)	M6010B ICP	193		*	mg/Kg	1	5	08/28/08 4:29	aeh
Cobalt, total (3050)	M6010B ICP	23		*	mg/Kg	1	5	08/28/08 4:29	aeh
Copper, total (3050)	M6010B ICP	4120		*	mg/Kg	1	5	08/28/08 4:29	aeh
Lead, total (3050)	M6020 ICP-MS	303		*	mg/Kg	0.1	0.5	09/02/08 20:06	msh
Manganese, total (3050)	M6010B ICP	683		*	mg/Kg	0.5	3	08/28/08 4:29	aeh
Mercury, total	M7471A CVAA	0.40			mg/Kg	0.04	0.2	08/23/08 17:55	jws/pmc
Molybdenum, total (3050)	M6010B ICP	2220		*	mg/Kg	1	5	08/28/08 4:29	aeh
Nickel, total (3050)	M6010B ICP	29			mg/Kg	1	5	08/28/08 4:29	aeh
Selenium, total (3050)	M6020 ICP-MS	2.86			mg/Kg	0.05	0.3	08/29/08 9:00	rac
Thallium, total (3050)	M6020 ICP-MS	0.17	B		mg/Kg	0.05	0.3	08/29/08 9:00	rac
Uranium, total (3050)	M6020 ICP-MS	7.78		*	mg/Kg	0.05	0.3	08/29/08 9:00	rac
Zinc, total (3050)	M6010B ICP	741		*	mg/Kg	1	5	08/28/08 4:29	aeh

Soil Analysis

Parameter	EPA Method	Result	Qual	XQ	Units	MDL	PQL	Date	Analyst
Solids, Percent	CLPSOW390, PART F, D-98	90.1		*	%	0.1	0.5	08/20/08 8:15	bjl

Soil Preparation

Parameter	EPA Method	Result	Qual	XQ	Units	MDL	PQL	Date	Analyst
Air Dry at 34 Degrees C	USDA No. 1, 1972			*				08/19/08 1:25	bjl
Digestion - Hot Plate	M3050B ICP-MS							08/24/08 15:45	bjl
Sieve-2000 um (2.0mm)	ASA No.9, 15-4.2.2			*				08/23/08 21:18	lwt/bjl

Arizona license number: AZ0102

** Please refer to Qualifier Reports for details.*

Report Header Explanations

Batch	A distinct set of samples analyzed at a specific time
Found	Value of the QC Type of interest
Limit	Upper limit for RPD, in %.
Lower	Lower Recovery Limit, in % (except for LCSS, mg/Kg)
MDL	Method Detection Limit. Same as Minimum Reporting Limit. Allows for instrument and annual fluctuations.
PCN/SCN	A number assigned to reagents/standards to trace to the manufacturer's certificate of analysis
PQL	Practical Quantitation Limit, typically 5 times the MDL.
QC	True Value of the Control Sample or the amount added to the Spike
Rec	Amount of the true value or spike added recovered, in % (except for LCSS, mg/Kg)
RPD	Relative Percent Difference, calculation used for Duplicate QC Types
Upper	Upper Recovery Limit, in % (except for LCSS, mg/Kg)
Sample	Value of the Sample of interest

QC Sample Types

AS	Analytical Spike (Post Digestion)	*LCSWD*	Laboratory Control Sample - Water Duplicate
ASD	Analytical Spike (Post Digestion) Duplicate	*LFB*	Laboratory Fortified Blank
CCB	Continuing Calibration Blank	*LFM*	Laboratory Fortified Matrix
CCV	Continuing Calibration Verification standard	*LFMD*	Laboratory Fortified Matrix Duplicate
DUP	Sample Duplicate	*LRB*	Laboratory Reagent Blank
ICB	Initial Calibration Blank	*MS*	Matrix Spike
ICV	Initial Calibration Verification standard	*MSD*	Matrix Spike Duplicate
ICSAB	Inter-element Correction Standard - A plus B solutions	*PBS*	Prep Blank - Soil
LCSS	Laboratory Control Sample - Soil	*PBW*	Prep Blank - Water
LCSSD	Laboratory Control Sample - Soil Duplicate	*PQV*	Practical Quantitation Verification standard
LCSW	Laboratory Control Sample - Water	*SDL*	Serial Dilution

QC Sample Type Explanations

Blanks	Verifies that there is no or minimal contamination in the prep method or calibration procedure.
Control Samples	Verifies the accuracy of the method, including the prep procedure.
Duplicates	Verifies the precision of the instrument and/or method.
Spikes/Fortified Matrix	Determines sample matrix interferences, if any.
Standard	Verifies the validity of the calibration.

ACZ Qualifiers (Qual)

B	Analyte concentration detected at a value between MDL and PQL. The associated value is an estimated quantity.
H	Analysis exceeded method hold time. pH is a field test with an immediate hold time.
U	The material was analyzed for, but was not detected above the level of the associated value. The associated value is either the sample quantitation limit or the sample detection limit.

Method References

(1)	EPA 600/4-83-020. Methods for Chemical Analysis of Water and Wastes, March 1983.
(2)	EPA 600/R-93-100. Methods for the Determination of Inorganic Substances in Environmental Samples, August 1993.
(3)	EPA 600/R-94-111. Methods for the Determination of Metals in Environmental Samples - Supplement I, May 1994.
(5)	EPA SW-846. Test Methods for Evaluating Solid Waste, Third Edition with Update III, December 1996.
(6)	Standard Methods for the Examination of Water and Wastewater, 19th edition, 1995.

Comments

(1)	QC results calculated from raw data. Results may vary slightly if the rounded values are used in the calculations.
(2)	Soil, Sludge, and Plant matrices for Inorganic analyses are reported on a dry weight basis.
(3)	Animal matrices for Inorganic analyses are reported on an "as received" basis.

For a complete list of ACZ's Extended Qualifiers, please click: http://www.acz.com/public/extquallist.pdf

FMI Gold & Copper - Sierrita
Project ID:

ACZ Project ID: ***L71134***

Antimony, total (3050) M6020 ICP-MS

ACZ ID	Type	Analyzed	PCN/SCN	QC	Sample	Found	Units	Rec	Lower	Upper	RPD	Limit	Qual
WG250829													
WG250829ICV	ICV	08/29/08 5:46	MS080813-2	.02006		.01964	mg/L	97.9	90	110			
WG250829ICB	ICB	08/29/08 5:53				U	mg/L		-0.0012	0.0012			
WG250829ICSA	ICSA	08/29/08 5:59				U	mg/L		-0.002	0.002			
WG250829ICSAB	ICSAB	08/29/08 6:06	MS080821-2	.01		.01046	mg/L	104.6	80	120			
WG250513PBS	PBS	08/29/08 6:20				U	mg/Kg		-0.6	0.6			
WG250513LCSS	LCSS	08/29/08 6:26	PCN30289	126		120.4	mg/Kg		63.3	189			
WG250513LCSSD	LCSSD	08/29/08 6:33	PCN30289	126		115	mg/Kg		63.3	189	4.6	20	
L71134-01SDL	SDL	08/29/08 6:46			.2	U	mg/Kg					10	
WG250829CCV1	CCV	08/29/08 7:06	MS080813-2	.02006		.01975	mg/L	98.5	90	110			
WG250829CCB1	CCB	08/29/08 7:13				U	mg/L		-0.0012	0.0012			
WG250829CCV2	CCV	08/29/08 8:27	MS080813-2	.02006		.01991	mg/L	99.3	90	110			
WG250829CCB2	CCB	08/29/08 8:33				U	mg/L		-0.0012	0.0012			
L71134-17MS	MS	08/29/08 9:06	MS080707-3	5.05	2	4.89	mg/Kg	57.2	75	125			M2
L71134-17MSD	MSD	08/29/08 9:13	MS080707-3	5.05	2	5.17	mg/Kg	62.8	75	125	5.57	20	M2
WG250829CCV3	CCV	08/29/08 9:19	MS080813-2	.02006		.01976	mg/L	98.5	90	110			
WG250829CCB3	CCB	08/29/08 9:26				U	mg/L		-0.0012	0.0012			

Arsenic, total (3050) M6020 ICP-MS

ACZ ID	Type	Analyzed	PCN/SCN	QC	Sample	Found	Units	Rec	Lower	Upper	RPD	Limit	Qual
WG250829													
WG250829ICV	ICV	08/29/08 5:46	MS080813-2	.05		.05147	mg/L	102.9	90	110			
WG250829ICB	ICB	08/29/08 5:53				U	mg/L		-0.0015	0.0015			
WG250829ICSA	ICSA	08/29/08 5:59				U	mg/L		-0.001	0.001			
WG250829ICSAB	ICSAB	08/29/08 6:06	MS080821-2	.02		.02149	mg/L	107.5	80	120			
WG250513PBS	PBS	08/29/08 6:20				U	mg/Kg		-0.9	0.9			
WG250513LCSS	LCSS	08/29/08 6:26	PCN30289	225		271.1	mg/Kg		181	270			RL
WG250513LCSSD	LCSSD	08/29/08 6:33	PCN30289	225		263.2	mg/Kg		181	270	3	20	
L71134-01SDL	SDL	08/29/08 6:46			3.5	3.75	mg/Kg				7.1	10	
WG250829CCV1	CCV	08/29/08 7:06	MS080813-2	.05		.05245	mg/L	104.9	90	110			
WG250829CCB1	CCB	08/29/08 7:13				U	mg/L		-0.0015	0.0015			
WG250829CCV2	CCV	08/29/08 8:27	MS080813-2	.05		.05356	mg/L	107.1	90	110			
WG250829CCB2	CCB	08/29/08 8:33				U	mg/L		-0.0015	0.0015			
L71134-17MS	MS	08/29/08 9:06	MS080707-3	25.25	16	46.89	mg/Kg	122.3	75	125			
L71134-17MSD	MSD	08/29/08 9:13	MS080707-3	25.25	16	45.47	mg/Kg	116.7	75	125	3.07	20	
WG250829CCV3	CCV	08/29/08 9:19	MS080813-2	.05		.0535	mg/L	107	90	110			
WG250829CCB3	CCB	08/29/08 9:26				U	mg/L		-0.0015	0.0015			

FMI Gold & Copper - Sierrita
Project ID:

ACZ Project ID: ***L71134***

Barium, total (3050) M6010B ICP

ACZ ID	Type	Analyzed	PCN/SCN	QC	Sample	Found	Units	Rec	Lower	Upper	RPD	Limit	Qual
WG250782													
WG250782ICV	ICV	08/28/08 2:38	II080820-1	2		2.0243	mg/L	101.2	90	110			
WG250782ICB	ICB	08/28/08 2:42				U	mg/L		-0.009	0.009			
WG250782PQV	PQV	08/28/08 2:45	II080821-5	.015		.0156	mg/L	104	70	130			
WG250782ICSAB	ICSAB	08/28/08 2:49	II080819-4	.2475		.2661	mg/L	107.5	80	120			
WG250513PBS	PBS	08/28/08 2:56				U	mg/Kg		-0.9	0.9			
WG250513LCSS	LCSS	08/28/08 2:59	PCN30289	565		568.12	mg/Kg		461	669			
WG250513LCSSD	LCSSD	08/28/08 3:02	PCN30289	565		569.07	mg/Kg		461	669	0.2	20	
WG250782CCV1	CCV	08/28/08 3:30	II080820-2	1		1.0112	mg/L	101.1	90	110			
WG250782CCB1	CCB	08/28/08 3:33				U	mg/L		-0.009	0.009			
WG250782CCV2	CCV	08/28/08 4:11	II080820-2	1		1.0233	mg/L	102.3	90	110			
WG250782CCB2	CCB	08/28/08 4:15				U	mg/L		-0.009	0.009			
L71134-16SDL	SDL	08/28/08 4:18			150	153.25	mg/Kg				2.2	10	
L71134-16MS	MS	08/28/08 4:22	II080811-3	50.5	150	198.18	mg/Kg	95.4	75	125			
L71134-16MSD	MSD	08/28/08 4:25	II080811-3	50.5	150	210.26	mg/Kg	119.3	75	125	5.92	20	
WG250782CCV3	CCV	08/28/08 4:32	II080820-2	1		1.0121	mg/L	101.2	90	110			
WG250782CCB3	CCB	08/28/08 4:36				U	mg/L		-0.009	0.009			

Beryllium, total (3050) M6010B ICP

ACZ ID	Type	Analyzed	PCN/SCN	QC	Sample	Found	Units	Rec	Lower	Upper	RPD	Limit	Qual
WG250782													
WG250782ICV	ICV	08/28/08 2:38	II080820-1	2		2.06	mg/L	103	90	110			
WG250782ICB	ICB	08/28/08 2:42				U	mg/L		-0.006	0.006			
WG250782PQV	PQV	08/28/08 2:45	II080821-5	.01		.0119	mg/L	119	70	130			
WG250782ICSAB	ICSAB	08/28/08 2:49	II080819-4	.2485		.272	mg/L	109.5	80	120			
WG250513PBS	PBS	08/28/08 2:56				U	mg/Kg		-0.6	0.6			
WG250513LCSS	LCSS	08/28/08 2:59	PCN30289	162		168.99	mg/Kg		134	190			
WG250513LCSSD	LCSSD	08/28/08 3:02	PCN30289	162		165.67	mg/Kg		134	190	2	20	
WG250782CCV1	CCV	08/28/08 3:30	II080820-2	1		1.0139	mg/L	101.4	90	110			
WG250782CCB1	CCB	08/28/08 3:33				U	mg/L		-0.006	0.006			
WG250782CCV2	CCV	08/28/08 4:11	II080820-2	1		1.0173	mg/L	101.7	90	110			
WG250782CCB2	CCB	08/28/08 4:15				U	mg/L		-0.006	0.006			
L71134-16SDL	SDL	08/28/08 4:18			U	U	mg/Kg					10	
L71134-16MS	MS	08/28/08 4:22	II080811-3	50.5	U	53.19	mg/Kg	105.3	75	125			
L71134-16MSD	MSD	08/28/08 4:25	II080811-3	50.5	U	54.41	mg/Kg	107.7	75	125	2.27	20	
WG250782CCV3	CCV	08/28/08 4:32	II080820-2	1		1.0144	mg/L	101.4	90	110			
WG250782CCB3	CCB	08/28/08 4:36				U	mg/L		-0.006	0.006			

FMI Gold & Copper - Sierrita
Project ID:

ACZ Project ID: ***L71134***

Cadmium, total (3050) M6010B ICP

ACZ ID	Type	Analyzed	PCN/SCN	QC	Sample	Found	Units	Rec	Lower	Upper	RPD	Limit	Qual
WG250782													
WG250782ICV	ICV	08/28/08 2:38	II080820-1	2		1.9655	mg/L	98.3	90	110			
WG250782ICB	ICB	08/28/08 2:42				U	mg/L		-0.015	0.015			
WG250782PQV	PQV	08/28/08 2:45	II080821-5	.015		.0106	mg/L	70.7	70	130			
WG250782ICSAB	ICSAB	08/28/08 2:49	II080819-4	.496		.4797	mg/L	96.7	80	120			
WG250513PBS	PBS	08/28/08 2:56				U	mg/Kg		-1.5	1.5			
WG250513LCSS	LCSS	08/28/08 2:59	PCN30289	69.1		70.11	mg/Kg		58.1	80.1			
WG250513LCSSD	LCSSD	08/28/08 3:02	PCN30289	69.1		67.63	mg/Kg		58.1	80.1	3.6	20	
WG250782CCV1	CCV	08/28/08 3:30	II080820-2	1		.9904	mg/L	99	90	110			
WG250782CCB1	CCB	08/28/08 3:33				U	mg/L		-0.015	0.015			
WG250782CCV2	CCV	08/28/08 4:11	II080820-2	1		.9968	mg/L	99.7	90	110			
WG250782CCB2	CCB	08/28/08 4:15				U	mg/L		-0.015	0.015			
L71134-16SDL	SDL	08/28/08 4:18			5	U	mg/Kg					10	
L71134-16MS	MS	08/28/08 4:22	II080811-3	50.5	5	53.46	mg/Kg	96	75	125			
L71134-16MSD	MSD	08/28/08 4:25	II080811-3	50.5	5	54.16	mg/Kg	97.3	75	125	1.3	20	
WG250782CCV3	CCV	08/28/08 4:32	II080820-2	1		.9899	mg/L	99	90	110			
WG250782CCB3	CCB	08/28/08 4:36				U	mg/L		-0.015	0.015			

Chromium, total (3050) M6010B ICP

ACZ ID	Type	Analyzed	PCN/SCN	QC	Sample	Found	Units	Rec	Lower	Upper	RPD	Limit	Qual
WG250782													
WG250782ICV	ICV	08/28/08 2:38	II080820-1	2		2.007	mg/L	100.4	90	110			
WG250782ICB	ICB	08/28/08 2:42				U	mg/L		-0.03	0.03			
WG250782PQV	PQV	08/28/08 2:45	II080821-5	.05		.046	mg/L	92	70	130			
WG250782ICSAB	ICSAB	08/28/08 2:49	II080819-4	.233		.243	mg/L	104.3	80	120			
WG250513PBS	PBS	08/28/08 2:56				U	mg/Kg		-3	3			
WG250513LCSS	LCSS	08/28/08 2:59	PCN30289	124		129.6	mg/Kg		101	147			
WG250513LCSSD	LCSSD	08/28/08 3:02	PCN30289	124		124.2	mg/Kg		101	147	4.3	20	
WG250782CCV1	CCV	08/28/08 3:30	II080820-2	1		1.008	mg/L	100.8	90	110			
WG250782CCB1	CCB	08/28/08 3:33				U	mg/L		-0.03	0.03			
WG250782CCV2	CCV	08/28/08 4:11	II080820-2	1		1.014	mg/L	101.4	90	110			
WG250782CCB2	CCB	08/28/08 4:15				U	mg/L		-0.03	0.03			
L71134-16SDL	SDL	08/28/08 4:18			36	35.5	mg/Kg				1.4	10	
L71134-16MS	MS	08/28/08 4:22	II080811-3	50.5	36	84.6	mg/Kg	96.2	75	125			
L71134-16MSD	MSD	08/28/08 4:25	II080811-3	50.5	36	99.9	mg/Kg	126.5	75	125	16.59	20	MA
WG250782CCV3	CCV	08/28/08 4:32	II080820-2	1		1.006	mg/L	100.6	90	110			
WG250782CCB3	CCB	08/28/08 4:36				U	mg/L		-0.03	0.03			

FMI Gold & Copper - Sierrita
Project ID:

ACZ Project ID: ***L71134***

Cobalt, total (3050) M6010B ICP

ACZ ID	Type	Analyzed	PCN/SCN	QC	Sample	Found	Units	Rec	Lower	Upper	RPD	Limit	Qual
WG250782													
WG250782ICV	ICV	08/28/08 2:38	II080820-1	2.002		1.994	mg/L	99.6	90	110			
WG250782ICB	ICB	08/28/08 2:42				U	mg/L		-0.03	0.03			
WG250782PQV	PQV	08/28/08 2:45	II080821-5	.05		.044	mg/L	88	70	130			
WG250782ICSAB	ICSAB	08/28/08 2:49	II080819-4	.2505		.246	mg/L	98.2	80	120			
WG250513PBS	PBS	08/28/08 2:56				U	mg/Kg		-3	3			
WG250513LCSS	LCSS	08/28/08 2:59	PCN30289	115		124.7	mg/Kg		95.6	135			
WG250513LCSSD	LCSSD	08/28/08 3:02	PCN30289	115		117	mg/Kg		95.6	135	6.4	20	
WG250782CCV1	CCV	08/28/08 3:30	II080820-2	1.001		1.017	mg/L	101.6	90	110			
WG250782CCB1	CCB	08/28/08 3:33				U	mg/L		-0.03	0.03			
WG250782CCV2	CCV	08/28/08 4:11	II080820-2	1.001		1.025	mg/L	102.4	90	110			
WG250782CCB2	CCB	08/28/08 4:15				U	mg/L		-0.03	0.03			
L71134-16SDL	SDL	08/28/08 4:18			42	46.5	mg/Kg				10.7	10	ZG
L71134-16MS	MS	08/28/08 4:22	II080811-3	50.5	42	91.9	mg/Kg	98.8	75	125			
L71134-16MSD	MSD	08/28/08 4:25	II080811-3	50.5	42	90.1	mg/Kg	95.2	75	125	1.98	20	
WG250782CCV3	CCV	08/28/08 4:32	II080820-2	1.001		1.018	mg/L	101.7	90	110			
WG250782CCB3	CCB	08/28/08 4:36				U	mg/L		-0.03	0.03			

FMI Gold & Copper - Sierrita
Project ID:

ACZ Project ID: ***L71134***

Copper, total (3050) M6010B ICP

ACZ ID	Type	Analyzed	PCN/SCN	QC	Sample	Found	Units	Rec	Lower	Upper	RPD	Limit	Qual
WG250782													
WG250782ICV	ICV	08/28/08 2:38	II080820-1	2		1.999	mg/L	100	90	110			
WG250782ICB	ICB	08/28/08 2:42				U	mg/L		-0.03	0.03			
WG250782PQV	PQV	08/28/08 2:45	II080821-5	.05		.048	mg/L	96	70	130			
WG250782ICSAB	ICSAB	08/28/08 2:49	II080819-4	.2515		.238	mg/L	94.6	80	120			
WG250513PBS	PBS	08/28/08 2:56				U	mg/Kg		-3	3			
WG250513LCSS	LCSS	08/28/08 2:59	PCN30289	66.7		66.9	mg/Kg		53.9	79.5			
WG250513LCSSD	LCSSD	08/28/08 3:02	PCN30289	66.7		63.1	mg/Kg		53.9	79.5	5.8	20	
WG250782CCV1	CCV	08/28/08 3:30	II080820-2	1		.985	mg/L	98.5	90	110			
WG250782CCB1	CCB	08/28/08 3:33				U	mg/L		-0.03	0.03			
WG250782CCV2	CCV	08/28/08 4:11	II080820-2	1		1.05	mg/L	105	90	110			
WG250782CCB2	CCB	08/28/08 4:15				.011	mg/L		-0.03	0.03			
L71134-16SDL	SDL	08/28/08 4:18			22300	24881.5	mg/Kg				11.6	10	ZH
L71134-16MS	MS	08/28/08 4:22	II080811-3	50.5	22300	22076.1	mg/Kg	-443.4	75	125			M3
L71134-16MSD	MSD	08/28/08 4:25	II080811-3	50.5	22300	19648.9	mg/Kg	-5249.7	75	125	11.63	20	M3
WG250782CCV3	CCV	08/28/08 4:32	II080820-2	1		1.018	mg/L	101.8	90	110			
WG250782CCB3	CCB	08/28/08 4:36				U	mg/L		-0.03	0.03			
WG250834													
WG250834ICV	ICV	08/29/08 21:12	II080820-1	2		1.94	mg/L	97	90	110			
WG250834ICB	ICB	08/29/08 21:16				U	mg/L		-0.03	0.03			
WG250834PQV	PQV	08/29/08 21:19	II080821-5	.05		.048	mg/L	96	70	130			
WG250834ICSABI	ICSAB	08/29/08 21:23	II080819-4	.2515		.242	mg/L	96.2	80	120			
L71083-01SDL	SDL	08/29/08 21:45			4380	4540.5	mg/Kg				3.7	10	
WG250834CCV1	CCV	08/29/08 21:57	II080820-2	1		.986	mg/L	98.6	90	110			
WG250834CCB1	CCB	08/29/08 22:00				U	mg/L		-0.03	0.03			
WG250834CCV2	CCV	08/29/08 22:41	II080820-2	1		.991	mg/L	99.1	90	110			
WG250834CCB2	CCB	08/29/08 22:45				U	mg/L		-0.03	0.03			
WG250513PBS	PBS	08/29/08 23:11				U	mg/Kg		-3	3			
WG250513LCSS	LCSS	08/29/08 23:15	PCN30289	66.7		68.7	mg/Kg		53.9	79.5			
WG250513LCSSD	LCSSD	08/29/08 23:19	PCN30289	66.7		64.9	mg/Kg		53.9	79.5	5.7	20	
WG250834CCV3	CCV	08/29/08 23:26	II080820-2	1		1.018	mg/L	101.8	90	110			
WG250834CCB3	CCB	08/29/08 23:30				U	mg/L		-0.03	0.03			
L71134-16SDL	SDL	08/29/08 23:37			26800	26866.5	mg/Kg				0.2	10	
L71134-16MS	MS	08/29/08 23:41	II5XSOIL	50.5	26800	26518	mg/Kg	-558.4	75	125			M3
L71134-16MSD	MSD	08/29/08 23:45	II5XSOIL	50.5	26800	22826.9	mg/Kg	-7867.5	75	125	14.96	20	M3
WG250834CCV4	CCV	08/29/08 23:48	II080820-2	1		1.015	mg/L	101.5	90	110			
WG250834CCB4	CCB	08/29/08 23:52				U	mg/L		-0.03	0.03			

FMI Gold & Copper - Sierrita
Project ID:

ACZ Project ID: ***L71134***

Lead, total (3050) M6020 ICP-MS

ACZ ID	Type	Analyzed	PCN/SCN	QC	Sample	Found	Units	Rec	Lower	Upper	RPD	Limit	Qual
WG250829													
WG250829ICV	ICV	08/29/08 5:46	MS080813-2	.05		.04837	mg/L	96.7	90	110			
WG250829ICB	ICB	08/29/08 5:53				U	mg/L		-0.0003	0.0003			
WG250829ICSA	ICSA	08/29/08 5:59		.00015		.00015	mg/L		-0.0005	0.0005			
WG250829ICSAB	ICSAB	08/29/08 6:06	MS080821-2	.02		.01898	mg/L	94.9	80	120			
WG250513PBS	PBS	08/29/08 6:20				U	mg/Kg		-0.15	0.15			
WG250513LCSS	LCSS	08/29/08 6:26	PCN30289	223		238.65	mg/Kg		183	264			
WG250513LCSSD	LCSSD	08/29/08 6:33	PCN30289	223		226.65	mg/Kg		183	264	5.2	20	
L71134-01SDL	SDL	08/29/08 6:46			10.8	10.21	mg/Kg				5.5	10	
WG250829CCV1	CCV	08/29/08 7:06	MS080813-2	.05		.04836	mg/L	96.7	90	110			
WG250829CCB1	CCB	08/29/08 7:13				U	mg/L		-0.0003	0.0003			
WG250829CCV2	CCV	08/29/08 8:27	MS080813-2	.05		.04871	mg/L	97.4	90	110			
WG250829CCB2	CCB	08/29/08 8:33				U	mg/L		-0.0003	0.0003			
L71134-17MS	MS	08/29/08 9:06	MS080707-3	25.25	273	370.418	mg/Kg	385.8	75	125			M3
L71134-17MSD	MSD	08/29/08 9:13	MS080707-3	25.25	273	397.082	mg/Kg	491.4	75	125	6.95	20	M3
WG250829CCV3	CCV	08/29/08 9:19	MS080813-2	.05		.04909	mg/L	98.2	90	110			
WG250829CCB3	CCB	08/29/08 9:26				U	mg/L		-0.0003	0.0003			
WG250918													
WG250918ICV	ICV	09/02/08 18:36	MS080813-2	.05		.04845	mg/L	96.9	90	110			
WG250918ICB	ICB	09/02/08 18:40				U	mg/L		-0.0003	0.0003			
WG250918ICSA	ICSA	09/02/08 18:44		.00016		.00016	mg/L		-0.0005	0.0005			
WG250918ICSAB	ICSAB	09/02/08 18:48	MS080821-2	.02		.02005	mg/L	100.3	80	120			
WG250918CCV1	CCV	09/02/08 19:14	MS080813-2	.05		.0492	mg/L	98.4	90	110			
WG250918CCB1	CCB	09/02/08 19:18				.0001	mg/L		-0.0003	0.0003			
L71041-02SDL	SDL	09/02/08 19:34			3.92	3.71	mg/Kg				5.4	10	
WG250513PBS	PBS	09/02/08 19:48				U	mg/Kg		-0.15	0.15			
WG250918CCV2	CCV	09/02/08 19:50	MS080813-2	.05		.05018	mg/L	100.4	90	110			
WG250918CCB2	CCB	09/02/08 19:54				U	mg/L		-0.0003	0.0003			
WG250513LCSS	LCSS	09/02/08 19:59	PCN30289	223		229.9	mg/Kg		183	264			
WG250513LCSSD	LCSSD	09/02/08 20:01	PCN30289	223		233.1	mg/Kg		183	264	1.4	20	
L71134-16SDL	SDL	09/02/08 20:04			999	835.65	mg/Kg				16.4	10	ZH
L71134-17MS	MS	09/02/08 20:08	MS10XSOIL	25.25	303	415.11	mg/Kg	444	75	125			M3
L71134-17MSD	MSD	09/02/08 20:10	MS10XSOIL	25.25	303	439.75	mg/Kg	541.6	75	125	5.76	20	M3
WG250918CCV3	CCV	09/02/08 20:17	MS080813-2	.05		.05025	mg/L	100.5	90	110			
WG250918CCB3	CCB	09/02/08 20:22				U	mg/L		-0.0003	0.0003			
WG250918CCV4	CCV	09/02/08 20:37	MS080813-2	.05		.04993	mg/L	99.9	90	110			
WG250918CCB4	CCB	09/02/08 20:41				U	mg/L		-0.0003	0.0003			

FMI Gold & Copper - Sierrita
Project ID:

ACZ Project ID: ***L71134***

Manganese, total (3050) M6010B ICP

ACZ ID	Type	Analyzed	PCN/SCN	QC	Sample	Found	Units	Rec	Lower	Upper	RPD	Limit	Qual
WG250782													
WG250782ICV	ICV	08/28/08 2:38	II080820-1	2		1.9988	mg/L	99.9	90	110			
WG250782ICB	ICB	08/28/08 2:42				U	mg/L		-0.015	0.015			
WG250782PQV	PQV	08/28/08 2:45	II080821-5	.025		.0238	mg/L	95.2	70	130			
WG250782ICSAB	ICSAB	08/28/08 2:49	II080819-4	.2495		.2618	mg/L	104.9	80	120			
WG250513PBS	PBS	08/28/08 2:56				U	mg/Kg		-1.5	1.5			
WG250513LCSS	LCSS	08/28/08 2:59	PCN30289	368		391.56	mg/Kg		304	433			
WG250513LCSSD	LCSSD	08/28/08 3:02	PCN30289	368		376.7	mg/Kg		304	433	3.9	20	
WG250782CCV1	CCV	08/28/08 3:30	II080820-2	1		1.0011	mg/L	100.1	90	110			
WG250782CCB1	CCB	08/28/08 3:33				U	mg/L		-0.015	0.015			
WG250782CCV2	CCV	08/28/08 4:11	II080820-2	1		1.0014	mg/L	100.1	90	110			
WG250782CCB2	CCB	08/28/08 4:15				U	mg/L		-0.015	0.015			
L71134-16SDL	SDL	08/28/08 4:18			932	989.6	mg/Kg				6.2	10	
L71134-16MS	MS	08/28/08 4:22	II080811-3	50.5	932	939.01	mg/Kg	13.9	75	125			M3
L71134-16MSD	MSD	08/28/08 4:25	II080811-3	50.5	932	887.94	mg/Kg	-87.2	75	125	5.59	20	M3
WG250782CCV3	CCV	08/28/08 4:32	II080820-2	1		.9969	mg/L	99.7	90	110			
WG250782CCB3	CCB	08/28/08 4:36				U	mg/L		-0.015	0.015			

Mercury, total M7471A CVAA

ACZ ID	Type	Analyzed	PCN/SCN	QC	Sample	Found	Units	Rec	Lower	Upper	RPD	Limit	Qual
WG250486													
WG250486ICV	ICV	08/23/08 16:39	II080822-2	.01002		.01002	mg/L	100	90	110			
WG250486ICB	ICB	08/23/08 16:42				U	mg/L		-0.0006	0.0006			
WG250486PBS	PBS	08/23/08 16:44				U	mg/Kg		-0.12	0.12			
WG250486LCSS	LCSS	08/23/08 16:46	PCN28813	5.8		4.98	mg/Kg		3.83	7.69			
WG250486LCSSD	LCSSD	08/23/08 16:48	PCN28813	5.8		5.17	mg/Kg		3.83	7.69	3.7	20	
L71083-01MS	MS	08/23/08 16:52	II080822-5	1.045	.13	1.166	mg/Kg	99.1	85	115			
L71083-01MSD	MSD	08/23/08 16:55	II080822-5	1.05	.13	1.18	mg/Kg	100	85	115	1.19	20	
L71083-02MS	MS	08/23/08 16:59	II080822-5	1.09	.13	1.222	mg/Kg	100.2	85	115			
L71083-02MSD	MSD	08/23/08 17:01	II080822-5	1.095	.13	1.177	mg/Kg	95.6	85	115	3.75	20	
WG250486CCV1	CCV	08/23/08 17:06	II080822-2	.01002		.00995	mg/L	99.3	90	110			
WG250486CCB1	CCB	08/23/08 17:08				U	mg/L		-0.0006	0.0006			
WG250486CCV2	CCV	08/23/08 17:32	II080822-2	.01002		.01005	mg/L	100.3	90	110			
WG250486CCB2	CCB	08/23/08 17:35				U	mg/L		-0.0006	0.0006			
WG250486CCV3	CCV	08/23/08 17:57	II080822-2	.01002		.01017	mg/L	101.5	90	110			
WG250486CCB3	CCB	08/23/08 18:00				U	mg/L		-0.0006	0.0006			

FMI Gold & Copper - Sierrita
Project ID:

ACZ Project ID: ***L71134***

Molybdenum, total (3050) M6010B ICP

ACZ ID	Type	Analyzed	PCN/SCN	QC	Sample	Found	Units	Rec	Lower	Upper	RPD	Limit	Qual
WG250782													
WG250782ICV	ICV	08/28/08 2:38	II080820-1	2		2.014	mg/L	100.7	90	110			
WG250782ICB	ICB	08/28/08 2:42				U	mg/L		-0.03	0.03			
WG250782PQV	PQV	08/28/08 2:45	II080821-5	.05		.052	mg/L	104	70	130			
WG250782ICSAB	ICSAB	08/28/08 2:49	II080819-4	.5		.505	mg/L	101	80	120			
WG250513PBS	PBS	08/28/08 2:56				U	mg/Kg		-3	3			
WG250513LCSS	LCSS	08/28/08 2:59	PCN30289	107		116.5	mg/Kg		83.8	130			
WG250513LCSSD	LCSSD	08/28/08 3:02	PCN30289	107		114.3	mg/Kg		83.8	130	1.9	20	
WG250782CCV1	CCV	08/28/08 3:30	II080820-2	1		1.006	mg/L	100.6	90	110			
WG250782CCB1	CCB	08/28/08 3:33				U	mg/L		-0.03	0.03			
WG250782CCV2	CCV	08/28/08 4:11	II080820-2	1		1.048	mg/L	104.8	90	110			
WG250782CCB2	CCB	08/28/08 4:15				U	mg/L		-0.03	0.03			
L71134-16SDL	SDL	08/28/08 4:18			6470	6870.5	mg/Kg				6.2	10	
L71134-16MS	MS	08/28/08 4:22	II080811-3	50.5	6470	6684.4	mg/Kg	424.6	75	125			M3
L71134-16MSD	MSD	08/28/08 4:25	II080811-3	50.5	6470	5964	mg/Kg	-1002	75	125	11.39	20	M3
WG250782CCV3	CCV	08/28/08 4:32	II080820-2	1		1.024	mg/L	102.4	90	110			
WG250782CCB3	CCB	08/28/08 4:36				U	mg/L		-0.03	0.03			

Nickel, total (3050) M6010B ICP

ACZ ID	Type	Analyzed	PCN/SCN	QC	Sample	Found	Units	Rec	Lower	Upper	RPD	Limit	Qual
WG250782													
WG250782ICV	ICV	08/28/08 2:38	II080820-1	2.004		1.945	mg/L	97.1	90	110			
WG250782ICB	ICB	08/28/08 2:42				U	mg/L		-0.03	0.03			
WG250782PQV	PQV	08/28/08 2:45	II080821-5	.04985		.049	mg/L	98.3	70	130			
WG250782ICSAB	ICSAB	08/28/08 2:49	II080819-4	.5		.49	mg/L	98	80	120			
WG250513PBS	PBS	08/28/08 2:56				U	mg/Kg		-3	3			
WG250513LCSS	LCSS	08/28/08 2:59	PCN30289	172		186	mg/Kg		140	204			
WG250513LCSSD	LCSSD	08/28/08 3:02	PCN30289	172		171.7	mg/Kg		140	204	8	20	
WG250782CCV1	CCV	08/28/08 3:30	II080820-2	1.002		.987	mg/L	98.5	90	110			
WG250782CCB1	CCB	08/28/08 3:33				U	mg/L		-0.03	0.03			
WG250782CCV2	CCV	08/28/08 4:11	II080820-2	1.002		.994	mg/L	99.2	90	110			
WG250782CCB2	CCB	08/28/08 4:15				U	mg/L		-0.03	0.03			
L71134-16SDL	SDL	08/28/08 4:18			33	33	mg/Kg				0	10	
L71134-16MS	MS	08/28/08 4:22	II080811-3	50.3485	33	84.7	mg/Kg	102.7	75	125			
L71134-16MSD	MSD	08/28/08 4:25	II080811-3	50.3485	33	85.6	mg/Kg	104.5	75	125	1.06	20	
WG250782CCV3	CCV	08/28/08 4:32	II080820-2	1.002		.986	mg/L	98.4	90	110			
WG250782CCB3	CCB	08/28/08 4:36				U	mg/L		-0.03	0.03			

FMI Gold & Copper - Sierrita
Project ID:

ACZ Project ID: ***L71134***

Selenium, total (3050) M6020 ICP-MS

ACZ ID	Type	Analyzed	PCN/SCN	QC	Sample	Found	Units	Rec	Lower	Upper	RPD	Limit	Qual
WG250829													
WG250829ICV	ICV	08/29/08 5:46	MS080813-2	.05		.05102	mg/L	102	90	110			
WG250829ICB	ICB	08/29/08 5:53				U	mg/L		-0.0003	0.0003			
WG250829ICSA	ICSA	08/29/08 5:59				U	mg/L		-0.0005	0.0005			
WG250829ICSAB	ICSAB	08/29/08 6:06	MS080821-2	.02		.02136	mg/L	106.8	80	120			
WG250513PBS	PBS	08/29/08 6:20				U	mg/Kg		-0.15	0.15			
WG250513LCSS	LCSS	08/29/08 6:26	PCN30289	147		179.35	mg/Kg		114	180			
WG250513LCSSD	LCSSD	08/29/08 6:33	PCN30289	147		166	mg/Kg		114	180	7.7	20	
L71134-01SDL	SDL	08/29/08 6:46			.34	U	mg/Kg					10	
WG250829CCV1	CCV	08/29/08 7:06	MS080813-2	.05		.04961	mg/L	99.2	90	110			
WG250829CCB1	CCB	08/29/08 7:13				U	mg/L		-0.0003	0.0003			
WG250829CCV2	CCV	08/29/08 8:27	MS080813-2	.05		.05067	mg/L	101.3	90	110			
WG250829CCB2	CCB	08/29/08 8:33				U	mg/L		-0.0003	0.0003			
L71134-17MS	MS	08/29/08 9:06	MS080707-3	12.625	2.86	15.584	mg/Kg	100.8	75	125			
L71134-17MSD	MSD	08/29/08 9:13	MS080707-3	12.625	2.86	15.862	mg/Kg	103	75	125	1.77	20	
WG250829CCV3	CCV	08/29/08 9:19	MS080813-2	.05		.05154	mg/L	103.1	90	110			
WG250829CCB3	CCB	08/29/08 9:26				U	mg/L		-0.0003	0.0003			

Solids, Percent CLPSOW390, PART F, D-98

ACZ ID	Type	Analyzed	PCN/SCN	QC	Sample	Found	Units	Rec	Lower	Upper	RPD	Limit	Qual
WG250193													
WG250193PBS	PBS	08/18/08 17:00				U	%		99.9	100.1			
L71134-02DUP	DUP	08/18/08 23:32			87.8	88.52	%				0.8	20	

Thallium, total (3050) M6020 ICP-MS

ACZ ID	Type	Analyzed	PCN/SCN	QC	Sample	Found	Units	Rec	Lower	Upper	RPD	Limit	Qual
WG250829													
WG250829ICV	ICV	08/29/08 5:46	MS080813-2	.05		.05029	mg/L	100.6	90	110			
WG250829ICB	ICB	08/29/08 5:53				U	mg/L		-0.0003	0.0003			
WG250829ICSA	ICSA	08/29/08 5:59				U	mg/L		-0.0005	0.0005			
WG250829ICSAB	ICSAB	08/29/08 6:06	MS080821-2	.02004		.01889	mg/L	94.3	80	120			
WG250513PBS	PBS	08/29/08 6:20				U	mg/Kg		-0.15	0.15			
WG250513LCSS	LCSS	08/29/08 6:26	PCN30289	173		191.45	mg/Kg		140	205			
WG250513LCSSD	LCSSD	08/29/08 6:33	PCN30289	173		175.25	mg/Kg		140	205	8.8	20	
L71134-01SDL	SDL	08/29/08 6:46			.25	.275	mg/Kg				10	10	
WG250829CCV1	CCV	08/29/08 7:06	MS080813-2	.05		.04995	mg/L	99.9	90	110			
WG250829CCB1	CCB	08/29/08 7:13				U	mg/L		-0.0003	0.0003			
WG250829CCV2	CCV	08/29/08 8:27	MS080813-2	.05		.05053	mg/L	101.1	90	110			
WG250829CCB2	CCB	08/29/08 8:33				U	mg/L		-0.0003	0.0003			
L71134-17MS	MS	08/29/08 9:06	MS080707-3	25.3005	.17	23.548	mg/Kg	92.4	75	125			
L71134-17MSD	MSD	08/29/08 9:13	MS080707-3	25.3005	.17	23.649	mg/Kg	92.8	75	125	0.43	20	
WG250829CCV3	CCV	08/29/08 9:19	MS080813-2	.05		.05141	mg/L	102.8	90	110			
WG250829CCB3	CCB	08/29/08 9:26				.00021	mg/L		-0.0003	0.0003			

FMI Gold & Copper - Sierrita
Project ID:

ACZ Project ID: ***L71134***

Uranium, total (3050) M6020 ICP-MS

ACZ ID	Type	Analyzed	PCN/SCN	QC	Sample	Found	Units	Rec	Lower	Upper	RPD	Limit	Qual
WG250829													
WG250829ICV	ICV	08/29/08 5:46	MS080813-2	.05		.04816	mg/L	96.3	90	110			
WG250829ICB	ICB	08/29/08 5:53				U	mg/L		-0.0003	0.0003			
WG250829ICSA	ICSA	08/29/08 5:59				U	mg/L		-0.0005	0.0005			
WG250829ICSAB	ICSAB	08/29/08 6:06	MS080821-2	.02		.01988	mg/L	99.4	80	120			
WG250513PBS	PBS	08/29/08 6:20				U	mg/Kg		-0.15	0.15			
L71134-01SDL	SDL	08/29/08 6:46			2.11	1.865	mg/Kg				11.6	10	ZB
WG250829CCV1	CCV	08/29/08 7:06	MS080813-2	.05		.04758	mg/L	95.2	90	110			
WG250829CCB1	CCB	08/29/08 7:13				U	mg/L		-0.0003	0.0003			
WG250829CCV2	CCV	08/29/08 8:27	MS080813-2	.05		.04829	mg/L	96.6	90	110			
WG250829CCB2	CCB	08/29/08 8:33				U	mg/L		-0.0003	0.0003			
L71134-17MS	MS	08/29/08 9:06	MS080707-3	12.625	7.78	23.382	mg/Kg	123.6	75	125			
L71134-17MSD	MSD	08/29/08 9:13	MS080707-3	12.625	7.78	22.988	mg/Kg	120.5	75	125	1.7	20	
WG250829CCV3	CCV	08/29/08 9:19	MS080813-2	.05		.04987	mg/L	99.7	90	110			
WG250829CCB3	CCB	08/29/08 9:26				U	mg/L		-0.0003	0.0003			

Zinc, total (3050) M6010B ICP

ACZ ID	Type	Analyzed	PCN/SCN	QC	Sample	Found	Units	Rec	Lower	Upper	RPD	Limit	Qual
WG250782													
WG250782ICV	ICV	08/28/08 2:38	II080820-1	2		2.01	mg/L	100.5	90	110			
WG250782ICB	ICB	08/28/08 2:42				U	mg/L		-0.03	0.03			
WG250782PQV	PQV	08/28/08 2:45	II080821-5	.05		.051	mg/L	102	70	130			
WG250782ICSAB	ICSAB	08/28/08 2:49	II080819-4	.5		.516	mg/L	103.2	80	120			
WG250513PBS	PBS	08/28/08 2:56				U	mg/Kg		-3	3			
WG250513LCSS	LCSS	08/28/08 2:59	PCN30289	349		363	mg/Kg		280	418			
WG250513LCSSD	LCSSD	08/28/08 3:02	PCN30289	349		351.8	mg/Kg		280	418	3.1	20	
WG250782CCV1	CCV	08/28/08 3:30	II080820-2	1		1.008	mg/L	100.8	90	110			
WG250782CCB1	CCB	08/28/08 3:33				U	mg/L		-0.03	0.03			
WG250782CCV2	CCV	08/28/08 4:11	II080820-2	1		1.03	mg/L	103	90	110			
WG250782CCB2	CCB	08/28/08 4:15				U	mg/L		-0.03	0.03			
L71134-16SDL	SDL	08/28/08 4:18			1550	1595.5	mg/Kg				2.9	10	
L71134-16MS	MS	08/28/08 4:22	II080811-3	50.5	1550	1652.2	mg/Kg	202.4	75	125			M3
L71134-16MSD	MSD	08/28/08 4:25	II080811-3	50.5	1550	1709.4	mg/Kg	315.6	75	125	3.4	20	M3
WG250782CCV3	CCV	08/28/08 4:32	II080820-2	1		1.018	mg/L	101.8	90	110			
WG250782CCB3	CCB	08/28/08 4:36				U	mg/L		-0.03	0.03			

ACZ Laboratories, Inc.
2773 Downhill Drive Steamboat Springs, CO 80487 (800) 334-5493

Inorganic Extended Qualifier Report

FMI Gold & Copper - Sierrita ACZ Project ID: ***L71134***

ACZ ID	WORKNUM	PARAMETER	METHOD	QUAL	DESCRIPTION
L71134-01	WG250829	Antimony, total (3050)	M6020 ICP-MS	M2	Matrix spike recovery was low, the recovery of the associated control sample (LCS or LFB) was acceptable.
		Arsenic, total (3050)	M6020 ICP-MS	RL	Recovery for either the LCS or LCS duplicate was outside of the acceptance limits; the RPD was within the acceptance limits.
	WG250782	Chromium, total (3050)	M6010B ICP	MA	Recovery for either the spike or spike duplicate was outside of the acceptance limits; the RPD was within the acceptance limits.
		Cobalt, total (3050)	M6010B ICP	ZG	The ICP Serial Dilution was not used for data validation because the sample concentration was less than 50 times the MDL.
		Copper, total (3050)	M6010B ICP	M3	The spike recovery value is unusable since the analyte concentration in the sample is disproportionate to the spike level. The recovery of the associated control sample (LCS or LFB) was acceptable.
			M6010B ICP	ZH	Serial Dilution exceeded the acceptance criteria. Matrix interference [physical or chemical] is suspected.
	WG250829	Lead, total (3050)	M6020 ICP-MS	M3	The spike recovery value is unusable since the analyte concentration in the sample is disproportionate to the spike level. The recovery of the associated control sample (LCS or LFB) was acceptable.
	WG250782	Manganese, total (3050)	M6010B ICP	M3	The spike recovery value is unusable since the analyte concentration in the sample is disproportionate to the spike level. The recovery of the associated control sample (LCS or LFB) was acceptable.
		Molybdenum, total (3050)	M6010B ICP	M3	The spike recovery value is unusable since the analyte concentration in the sample is disproportionate to the spike level. The recovery of the associated control sample (LCS or LFB) was acceptable.
	WG250829	Uranium, total (3050)	M6020 ICP-MS	ZB	The ICP-MS Serial Dilution was not used for data validation because the sample concentration was less than 100 times the MDL.
	WG250782	Zinc, total (3050)	M6010B ICP	M3	The spike recovery value is unusable since the analyte concentration in the sample is disproportionate to the spike level. The recovery of the associated control sample (LCS or LFB) was acceptable.

ACZ Laboratories, Inc.
2773 Downhill Drive Steamboat Springs, CO 80487 (800) 334-5493

Inorganic Extended Qualifier Report

FMI Gold & Copper - Sierrita ACZ Project ID: ***L71134***

ACZ ID	WORKNUM	PARAMETER	METHOD	QUAL	DESCRIPTION
L71134-02	WG250829	Antimony, total (3050)	M6020 ICP-MS	M2	Matrix spike recovery was low, the recovery of the associated control sample (LCS or LFB) was acceptable.
		Arsenic, total (3050)	M6020 ICP-MS	RL	Recovery for either the LCS or LCS duplicate was outside of the acceptance limits; the RPD was within the acceptance limits.
	WG250782	Chromium, total (3050)	M6010B ICP	MA	Recovery for either the spike or spike duplicate was outside of the acceptance limits; the RPD was within the acceptance limits.
		Cobalt, total (3050)	M6010B ICP	ZG	The ICP Serial Dilution was not used for data validation because the sample concentration was less than 50 times the MDL.
		Copper, total (3050)	M6010B ICP	M3	The spike recovery value is unusable since the analyte concentration in the sample is disproportionate to the spike level. The recovery of the associated control sample (LCS or LFB) was acceptable.
			M6010B ICP	ZH	Serial Dilution exceeded the acceptance criteria. Matrix interference [physical or chemical] is suspected.
	WG250829	Lead, total (3050)	M6020 ICP-MS	M3	The spike recovery value is unusable since the analyte concentration in the sample is disproportionate to the spike level. The recovery of the associated control sample (LCS or LFB) was acceptable.
	WG250782	Manganese, total (3050)	M6010B ICP	M3	The spike recovery value is unusable since the analyte concentration in the sample is disproportionate to the spike level. The recovery of the associated control sample (LCS or LFB) was acceptable.
		Molybdenum, total (3050)	M6010B ICP	M3	The spike recovery value is unusable since the analyte concentration in the sample is disproportionate to the spike level. The recovery of the associated control sample (LCS or LFB) was acceptable.
	WG250829	Uranium, total (3050)	M6020 ICP-MS	ZB	The ICP-MS Serial Dilution was not used for data validation because the sample concentration was less than 100 times the MDL.
	WG250782	Zinc, total (3050)	M6010B ICP	M3	The spike recovery value is unusable since the analyte concentration in the sample is disproportionate to the spike level. The recovery of the associated control sample (LCS or LFB) was acceptable.

ACZ Laboratories, Inc.
2773 Downhill Drive Steamboat Springs, CO 80487 (800) 334-5493

Inorganic Extended Qualifier Report

FMI Gold & Copper - Sierrita ACZ Project ID: ***L71134***

ACZ ID	WORKNUM	PARAMETER	METHOD	QUAL	DESCRIPTION
L71134-03	WG250829	Antimony, total (3050)	M6020 ICP-MS	M2	Matrix spike recovery was low, the recovery of the associated control sample (LCS or LFB) was acceptable.
		Arsenic, total (3050)	M6020 ICP-MS	RL	Recovery for either the LCS or LCS duplicate was outside of the acceptance limits; the RPD was within the acceptance limits.
	WG250782	Chromium, total (3050)	M6010B ICP	MA	Recovery for either the spike or spike duplicate was outside of the acceptance limits; the RPD was within the acceptance limits.
		Cobalt, total (3050)	M6010B ICP	ZG	The ICP Serial Dilution was not used for data validation because the sample concentration was less than 50 times the MDL.
		Copper, total (3050)	M6010B ICP	M3	The spike recovery value is unusable since the analyte concentration in the sample is disproportionate to the spike level. The recovery of the associated control sample (LCS or LFB) was acceptable.
			M6010B ICP	ZH	Serial Dilution exceeded the acceptance criteria. Matrix interference [physical or chemical] is suspected.
	WG250829	Lead, total (3050)	M6020 ICP-MS	M3	The spike recovery value is unusable since the analyte concentration in the sample is disproportionate to the spike level. The recovery of the associated control sample (LCS or LFB) was acceptable.
	WG250782	Manganese, total (3050)	M6010B ICP	M3	The spike recovery value is unusable since the analyte concentration in the sample is disproportionate to the spike level. The recovery of the associated control sample (LCS or LFB) was acceptable.
		Molybdenum, total (3050)	M6010B ICP	M3	The spike recovery value is unusable since the analyte concentration in the sample is disproportionate to the spike level. The recovery of the associated control sample (LCS or LFB) was acceptable.
	WG250829	Uranium, total (3050)	M6020 ICP-MS	ZB	The ICP-MS Serial Dilution was not used for data validation because the sample concentration was less than 100 times the MDL.
	WG250782	Zinc, total (3050)	M6010B ICP	M3	The spike recovery value is unusable since the analyte concentration in the sample is disproportionate to the spike level. The recovery of the associated control sample (LCS or LFB) was acceptable.

ACZ Laboratories, Inc.
2773 Downhill Drive Steamboat Springs, CO 80487 (800) 334-5493

Inorganic Extended Qualifier Report

FMI Gold & Copper - Sierrita ACZ Project ID: ***L71134***

ACZ ID	WORKNUM	PARAMETER	METHOD	QUAL	DESCRIPTION
L71134-04	WG250829	Antimony, total (3050)	M6020 ICP-MS	M2	Matrix spike recovery was low, the recovery of the associated control sample (LCS or LFB) was acceptable.
		Arsenic, total (3050)	M6020 ICP-MS	RL	Recovery for either the LCS or LCS duplicate was outside of the acceptance limits; the RPD was within the acceptance limits.
	WG250782	Chromium, total (3050)	M6010B ICP	MA	Recovery for either the spike or spike duplicate was outside of the acceptance limits; the RPD was within the acceptance limits.
		Cobalt, total (3050)	M6010B ICP	ZG	The ICP Serial Dilution was not used for data validation because the sample concentration was less than 50 times the MDL.
		Copper, total (3050)	M6010B ICP	M3	The spike recovery value is unusable since the analyte concentration in the sample is disproportionate to the spike level. The recovery of the associated control sample (LCS or LFB) was acceptable.
			M6010B ICP	ZH	Serial Dilution exceeded the acceptance criteria. Matrix interference [physical or chemical] is suspected.
	WG250829	Lead, total (3050)	M6020 ICP-MS	M3	The spike recovery value is unusable since the analyte concentration in the sample is disproportionate to the spike level. The recovery of the associated control sample (LCS or LFB) was acceptable.
	WG250782	Manganese, total (3050)	M6010B ICP	M3	The spike recovery value is unusable since the analyte concentration in the sample is disproportionate to the spike level. The recovery of the associated control sample (LCS or LFB) was acceptable.
		Molybdenum, total (3050)	M6010B ICP	M3	The spike recovery value is unusable since the analyte concentration in the sample is disproportionate to the spike level. The recovery of the associated control sample (LCS or LFB) was acceptable.
	WG250829	Uranium, total (3050)	M6020 ICP-MS	ZB	The ICP-MS Serial Dilution was not used for data validation because the sample concentration was less than 100 times the MDL.
	WG250782	Zinc, total (3050)	M6010B ICP	M3	The spike recovery value is unusable since the analyte concentration in the sample is disproportionate to the spike level. The recovery of the associated control sample (LCS or LFB) was acceptable.

ACZ Laboratories, Inc.
2773 Downhill Drive Steamboat Springs, CO 80487 (800) 334-5493

Inorganic Extended Qualifier Report

FMI Gold & Copper - Sierrita ACZ Project ID: ***L71134***

ACZ ID	WORKNUM	PARAMETER	METHOD	QUAL	DESCRIPTION
L71134-05	WG250829	Antimony, total (3050)	M6020 ICP-MS	M2	Matrix spike recovery was low, the recovery of the associated control sample (LCS or LFB) was acceptable.
		Arsenic, total (3050)	M6020 ICP-MS	RL	Recovery for either the LCS or LCS duplicate was outside of the acceptance limits; the RPD was within the acceptance limits.
	WG250782	Chromium, total (3050)	M6010B ICP	MA	Recovery for either the spike or spike duplicate was outside of the acceptance limits; the RPD was within the acceptance limits.
		Cobalt, total (3050)	M6010B ICP	ZG	The ICP Serial Dilution was not used for data validation because the sample concentration was less than 50 times the MDL.
		Copper, total (3050)	M6010B ICP	M3	The spike recovery value is unusable since the analyte concentration in the sample is disproportionate to the spike level. The recovery of the associated control sample (LCS or LFB) was acceptable.
			M6010B ICP	ZH	Serial Dilution exceeded the acceptance criteria. Matrix interference [physical or chemical] is suspected.
	WG250829	Lead, total (3050)	M6020 ICP-MS	M3	The spike recovery value is unusable since the analyte concentration in the sample is disproportionate to the spike level. The recovery of the associated control sample (LCS or LFB) was acceptable.
	WG250782	Manganese, total (3050)	M6010B ICP	M3	The spike recovery value is unusable since the analyte concentration in the sample is disproportionate to the spike level. The recovery of the associated control sample (LCS or LFB) was acceptable.
		Molybdenum, total (3050)	M6010B ICP	M3	The spike recovery value is unusable since the analyte concentration in the sample is disproportionate to the spike level. The recovery of the associated control sample (LCS or LFB) was acceptable.
	WG250829	Uranium, total (3050)	M6020 ICP-MS	ZB	The ICP-MS Serial Dilution was not used for data validation because the sample concentration was less than 100 times the MDL.
	WG250782	Zinc, total (3050)	M6010B ICP	M3	The spike recovery value is unusable since the analyte concentration in the sample is disproportionate to the spike level. The recovery of the associated control sample (LCS or LFB) was acceptable.

ACZ Laboratories, Inc.
2773 Downhill Drive Steamboat Springs, CO 80487 (800) 334-5493

Inorganic Extended Qualifier Report

FMI Gold & Copper - Sierrita ACZ Project ID: ***L71134***

ACZ ID	WORKNUM	PARAMETER	METHOD	QUAL	DESCRIPTION
L71134-06	WG250829	Antimony, total (3050)	M6020 ICP-MS	M2	Matrix spike recovery was low, the recovery of the associated control sample (LCS or LFB) was acceptable.
		Arsenic, total (3050)	M6020 ICP-MS	RL	Recovery for either the LCS or LCS duplicate was outside of the acceptance limits; the RPD was within the acceptance limits.
	WG250782	Chromium, total (3050)	M6010B ICP	MA	Recovery for either the spike or spike duplicate was outside of the acceptance limits; the RPD was within the acceptance limits.
		Cobalt, total (3050)	M6010B ICP	ZG	The ICP Serial Dilution was not used for data validation because the sample concentration was less than 50 times the MDL.
		Copper, total (3050)	M6010B ICP	M3	The spike recovery value is unusable since the analyte concentration in the sample is disproportionate to the spike level. The recovery of the associated control sample (LCS or LFB) was acceptable.
			M6010B ICP	ZH	Serial Dilution exceeded the acceptance criteria. Matrix interference [physical or chemical] is suspected.
	WG250829	Lead, total (3050)	M6020 ICP-MS	M3	The spike recovery value is unusable since the analyte concentration in the sample is disproportionate to the spike level. The recovery of the associated control sample (LCS or LFB) was acceptable.
	WG250782	Manganese, total (3050)	M6010B ICP	M3	The spike recovery value is unusable since the analyte concentration in the sample is disproportionate to the spike level. The recovery of the associated control sample (LCS or LFB) was acceptable.
		Molybdenum, total (3050)	M6010B ICP	M3	The spike recovery value is unusable since the analyte concentration in the sample is disproportionate to the spike level. The recovery of the associated control sample (LCS or LFB) was acceptable.
	WG250829	Uranium, total (3050)	M6020 ICP-MS	ZB	The ICP-MS Serial Dilution was not used for data validation because the sample concentration was less than 100 times the MDL.
	WG250782	Zinc, total (3050)	M6010B ICP	M3	The spike recovery value is unusable since the analyte concentration in the sample is disproportionate to the spike level. The recovery of the associated control sample (LCS or LFB) was acceptable.

ACZ Laboratories, Inc.
2773 Downhill Drive Steamboat Springs, CO 80487 (800) 334-5493

Inorganic Extended Qualifier Report

FMI Gold & Copper - Sierrita ACZ Project ID: ***L71134***

ACZ ID	WORKNUM	PARAMETER	METHOD	QUAL	DESCRIPTION
L71134-07	WG250829	Antimony, total (3050)	M6020 ICP-MS	M2	Matrix spike recovery was low, the recovery of the associated control sample (LCS or LFB) was acceptable.
		Arsenic, total (3050)	M6020 ICP-MS	RL	Recovery for either the LCS or LCS duplicate was outside of the acceptance limits; the RPD was within the acceptance limits.
	WG250782	Chromium, total (3050)	M6010B ICP	MA	Recovery for either the spike or spike duplicate was outside of the acceptance limits; the RPD was within the acceptance limits.
		Cobalt, total (3050)	M6010B ICP	ZG	The ICP Serial Dilution was not used for data validation because the sample concentration was less than 50 times the MDL.
		Copper, total (3050)	M6010B ICP	M3	The spike recovery value is unusable since the analyte concentration in the sample is disproportionate to the spike level. The recovery of the associated control sample (LCS or LFB) was acceptable.
			M6010B ICP	ZH	Serial Dilution exceeded the acceptance criteria. Matrix interference [physical or chemical] is suspected.
	WG250829	Lead, total (3050)	M6020 ICP-MS	M3	The spike recovery value is unusable since the analyte concentration in the sample is disproportionate to the spike level. The recovery of the associated control sample (LCS or LFB) was acceptable.
	WG250782	Manganese, total (3050)	M6010B ICP	M3	The spike recovery value is unusable since the analyte concentration in the sample is disproportionate to the spike level. The recovery of the associated control sample (LCS or LFB) was acceptable.
		Molybdenum, total (3050)	M6010B ICP	M3	The spike recovery value is unusable since the analyte concentration in the sample is disproportionate to the spike level. The recovery of the associated control sample (LCS or LFB) was acceptable.
	WG250829	Uranium, total (3050)	M6020 ICP-MS	ZB	The ICP-MS Serial Dilution was not used for data validation because the sample concentration was less than 100 times the MDL.
	WG250782	Zinc, total (3050)	M6010B ICP	M3	The spike recovery value is unusable since the analyte concentration in the sample is disproportionate to the spike level. The recovery of the associated control sample (LCS or LFB) was acceptable.

ACZ Laboratories, Inc.
2773 Downhill Drive Steamboat Springs, CO 80487 (800) 334-5493

Inorganic Extended Qualifier Report

FMI Gold & Copper - Sierrita ACZ Project ID: ***L71134***

ACZ ID	WORKNUM	PARAMETER	METHOD	QUAL	DESCRIPTION
L71134-08	WG250829	Antimony, total (3050)	M6020 ICP-MS	M2	Matrix spike recovery was low, the recovery of the associated control sample (LCS or LFB) was acceptable.
		Arsenic, total (3050)	M6020 ICP-MS	RL	Recovery for either the LCS or LCS duplicate was outside of the acceptance limits; the RPD was within the acceptance limits.
	WG250782	Chromium, total (3050)	M6010B ICP	MA	Recovery for either the spike or spike duplicate was outside of the acceptance limits; the RPD was within the acceptance limits.
		Cobalt, total (3050)	M6010B ICP	ZG	The ICP Serial Dilution was not used for data validation because the sample concentration was less than 50 times the MDL.
		Copper, total (3050)	M6010B ICP	M3	The spike recovery value is unusable since the analyte concentration in the sample is disproportionate to the spike level. The recovery of the associated control sample (LCS or LFB) was acceptable.
			M6010B ICP	ZH	Serial Dilution exceeded the acceptance criteria. Matrix interference [physical or chemical] is suspected.
	WG250829	Lead, total (3050)	M6020 ICP-MS	M3	The spike recovery value is unusable since the analyte concentration in the sample is disproportionate to the spike level. The recovery of the associated control sample (LCS or LFB) was acceptable.
	WG250782	Manganese, total (3050)	M6010B ICP	M3	The spike recovery value is unusable since the analyte concentration in the sample is disproportionate to the spike level. The recovery of the associated control sample (LCS or LFB) was acceptable.
		Molybdenum, total (3050)	M6010B ICP	M3	The spike recovery value is unusable since the analyte concentration in the sample is disproportionate to the spike level. The recovery of the associated control sample (LCS or LFB) was acceptable.
	WG250829	Uranium, total (3050)	M6020 ICP-MS	ZB	The ICP-MS Serial Dilution was not used for data validation because the sample concentration was less than 100 times the MDL.
	WG250782	Zinc, total (3050)	M6010B ICP	M3	The spike recovery value is unusable since the analyte concentration in the sample is disproportionate to the spike level. The recovery of the associated control sample (LCS or LFB) was acceptable.

ACZ Laboratories, Inc.
2773 Downhill Drive Steamboat Springs, CO 80487 (800) 334-5493

Inorganic Extended Qualifier Report

FMI Gold & Copper - Sierrita ACZ Project ID: ***L71134***

ACZ ID	WORKNUM	PARAMETER	METHOD	QUAL	DESCRIPTION
L71134-09	WG250829	Antimony, total (3050)	M6020 ICP-MS	M2	Matrix spike recovery was low, the recovery of the associated control sample (LCS or LFB) was acceptable.
		Arsenic, total (3050)	M6020 ICP-MS	RL	Recovery for either the LCS or LCS duplicate was outside of the acceptance limits; the RPD was within the acceptance limits.
	WG250782	Chromium, total (3050)	M6010B ICP	MA	Recovery for either the spike or spike duplicate was outside of the acceptance limits; the RPD was within the acceptance limits.
		Cobalt, total (3050)	M6010B ICP	ZG	The ICP Serial Dilution was not used for data validation because the sample concentration was less than 50 times the MDL.
		Copper, total (3050)	M6010B ICP	M3	The spike recovery value is unusable since the analyte concentration in the sample is disproportionate to the spike level. The recovery of the associated control sample (LCS or LFB) was acceptable.
			M6010B ICP	ZH	Serial Dilution exceeded the acceptance criteria. Matrix interference [physical or chemical] is suspected.
	WG250829	Lead, total (3050)	M6020 ICP-MS	M3	The spike recovery value is unusable since the analyte concentration in the sample is disproportionate to the spike level. The recovery of the associated control sample (LCS or LFB) was acceptable.
	WG250782	Manganese, total (3050)	M6010B ICP	M3	The spike recovery value is unusable since the analyte concentration in the sample is disproportionate to the spike level. The recovery of the associated control sample (LCS or LFB) was acceptable.
		Molybdenum, total (3050)	M6010B ICP	M3	The spike recovery value is unusable since the analyte concentration in the sample is disproportionate to the spike level. The recovery of the associated control sample (LCS or LFB) was acceptable.
	WG250829	Uranium, total (3050)	M6020 ICP-MS	ZB	The ICP-MS Serial Dilution was not used for data validation because the sample concentration was less than 100 times the MDL.
	WG250782	Zinc, total (3050)	M6010B ICP	M3	The spike recovery value is unusable since the analyte concentration in the sample is disproportionate to the spike level. The recovery of the associated control sample (LCS or LFB) was acceptable.

ACZ Laboratories, Inc.
2773 Downhill Drive Steamboat Springs, CO 80487 (800) 334-5493

Inorganic Extended Qualifier Report

FMI Gold & Copper - Sierrita ACZ Project ID: ***L71134***

ACZ ID	WORKNUM	PARAMETER	METHOD	QUAL	DESCRIPTION
L71134-10	WG250829	Antimony, total (3050)	M6020 ICP-MS	M2	Matrix spike recovery was low, the recovery of the associated control sample (LCS or LFB) was acceptable.
		Arsenic, total (3050)	M6020 ICP-MS	RL	Recovery for either the LCS or LCS duplicate was outside of the acceptance limits; the RPD was within the acceptance limits.
	WG250782	Chromium, total (3050)	M6010B ICP	MA	Recovery for either the spike or spike duplicate was outside of the acceptance limits; the RPD was within the acceptance limits.
		Cobalt, total (3050)	M6010B ICP	ZG	The ICP Serial Dilution was not used for data validation because the sample concentration was less than 50 times the MDL.
		Copper, total (3050)	M6010B ICP	M3	The spike recovery value is unusable since the analyte concentration in the sample is disproportionate to the spike level. The recovery of the associated control sample (LCS or LFB) was acceptable.
			M6010B ICP	ZH	Serial Dilution exceeded the acceptance criteria. Matrix interference [physical or chemical] is suspected.
	WG250829	Lead, total (3050)	M6020 ICP-MS	M3	The spike recovery value is unusable since the analyte concentration in the sample is disproportionate to the spike level. The recovery of the associated control sample (LCS or LFB) was acceptable.
	WG250782	Manganese, total (3050)	M6010B ICP	M3	The spike recovery value is unusable since the analyte concentration in the sample is disproportionate to the spike level. The recovery of the associated control sample (LCS or LFB) was acceptable.
		Molybdenum, total (3050)	M6010B ICP	M3	The spike recovery value is unusable since the analyte concentration in the sample is disproportionate to the spike level. The recovery of the associated control sample (LCS or LFB) was acceptable.
	WG250829	Uranium, total (3050)	M6020 ICP-MS	ZB	The ICP-MS Serial Dilution was not used for data validation because the sample concentration was less than 100 times the MDL.
	WG250782	Zinc, total (3050)	M6010B ICP	M3	The spike recovery value is unusable since the analyte concentration in the sample is disproportionate to the spike level. The recovery of the associated control sample (LCS or LFB) was acceptable.

ACZ Laboratories, Inc.
2773 Downhill Drive Steamboat Springs, CO 80487 (800) 334-5493

Inorganic Extended Qualifier Report

FMI Gold & Copper - Sierrita ACZ Project ID: ***L71134***

ACZ ID	WORKNUM	PARAMETER	METHOD	QUAL	DESCRIPTION
L71134-11	WG250829	Antimony, total (3050)	M6020 ICP-MS	M2	Matrix spike recovery was low, the recovery of the associated control sample (LCS or LFB) was acceptable.
		Arsenic, total (3050)	M6020 ICP-MS	RL	Recovery for either the LCS or LCS duplicate was outside of the acceptance limits; the RPD was within the acceptance limits.
	WG250782	Chromium, total (3050)	M6010B ICP	MA	Recovery for either the spike or spike duplicate was outside of the acceptance limits; the RPD was within the acceptance limits.
		Cobalt, total (3050)	M6010B ICP	ZG	The ICP Serial Dilution was not used for data validation because the sample concentration was less than 50 times the MDL.
		Copper, total (3050)	M6010B ICP	M3	The spike recovery value is unusable since the analyte concentration in the sample is disproportionate to the spike level. The recovery of the associated control sample (LCS or LFB) was acceptable.
			M6010B ICP	ZH	Serial Dilution exceeded the acceptance criteria. Matrix interference [physical or chemical] is suspected.
	WG250829	Lead, total (3050)	M6020 ICP-MS	M3	The spike recovery value is unusable since the analyte concentration in the sample is disproportionate to the spike level. The recovery of the associated control sample (LCS or LFB) was acceptable.
	WG250782	Manganese, total (3050)	M6010B ICP	M3	The spike recovery value is unusable since the analyte concentration in the sample is disproportionate to the spike level. The recovery of the associated control sample (LCS or LFB) was acceptable.
		Molybdenum, total (3050)	M6010B ICP	M3	The spike recovery value is unusable since the analyte concentration in the sample is disproportionate to the spike level. The recovery of the associated control sample (LCS or LFB) was acceptable.
	WG250829	Uranium, total (3050)	M6020 ICP-MS	ZB	The ICP-MS Serial Dilution was not used for data validation because the sample concentration was less than 100 times the MDL.
	WG250782	Zinc, total (3050)	M6010B ICP	M3	The spike recovery value is unusable since the analyte concentration in the sample is disproportionate to the spike level. The recovery of the associated control sample (LCS or LFB) was acceptable.

ACZ Laboratories, Inc.
2773 Downhill Drive Steamboat Springs, CO 80487 (800) 334-5493

Inorganic Extended Qualifier Report

FMI Gold & Copper - Sierrita ACZ Project ID: ***L71134***

ACZ ID	WORKNUM	PARAMETER	METHOD	QUAL	DESCRIPTION
L71134-12	WG250829	Antimony, total (3050)	M6020 ICP-MS	M2	Matrix spike recovery was low, the recovery of the associated control sample (LCS or LFB) was acceptable.
		Arsenic, total (3050)	M6020 ICP-MS	RL	Recovery for either the LCS or LCS duplicate was outside of the acceptance limits; the RPD was within the acceptance limits.
	WG250782	Chromium, total (3050)	M6010B ICP	MA	Recovery for either the spike or spike duplicate was outside of the acceptance limits; the RPD was within the acceptance limits.
		Cobalt, total (3050)	M6010B ICP	ZG	The ICP Serial Dilution was not used for data validation because the sample concentration was less than 50 times the MDL.
		Copper, total (3050)	M6010B ICP	M3	The spike recovery value is unusable since the analyte concentration in the sample is disproportionate to the spike level. The recovery of the associated control sample (LCS or LFB) was acceptable.
			M6010B ICP	ZH	Serial Dilution exceeded the acceptance criteria. Matrix interference [physical or chemical] is suspected.
	WG250829	Lead, total (3050)	M6020 ICP-MS	M3	The spike recovery value is unusable since the analyte concentration in the sample is disproportionate to the spike level. The recovery of the associated control sample (LCS or LFB) was acceptable.
	WG250782	Manganese, total (3050)	M6010B ICP	M3	The spike recovery value is unusable since the analyte concentration in the sample is disproportionate to the spike level. The recovery of the associated control sample (LCS or LFB) was acceptable.
		Molybdenum, total (3050)	M6010B ICP	M3	The spike recovery value is unusable since the analyte concentration in the sample is disproportionate to the spike level. The recovery of the associated control sample (LCS or LFB) was acceptable.
	WG250829	Uranium, total (3050)	M6020 ICP-MS	ZB	The ICP-MS Serial Dilution was not used for data validation because the sample concentration was less than 100 times the MDL.
	WG250782	Zinc, total (3050)	M6010B ICP	M3	The spike recovery value is unusable since the analyte concentration in the sample is disproportionate to the spike level. The recovery of the associated control sample (LCS or LFB) was acceptable.

ACZ Laboratories, Inc.
2773 Downhill Drive Steamboat Springs, CO 80487 (800) 334-5493

Inorganic Extended Qualifier Report

FMI Gold & Copper - Sierrita ACZ Project ID: ***L71134***

ACZ ID	WORKNUM	PARAMETER	METHOD	QUAL	DESCRIPTION
L71134-13	WG250829	Antimony, total (3050)	M6020 ICP-MS	M2	Matrix spike recovery was low, the recovery of the associated control sample (LCS or LFB) was acceptable.
	WG250782	Chromium, total (3050)	M6010B ICP	MA	Recovery for either the spike or spike duplicate was outside of the acceptance limits; the RPD was within the acceptance limits.
		Cobalt, total (3050)	M6010B ICP	ZG	The ICP Serial Dilution was not used for data validation because the sample concentration was less than 50 times the MDL.
		Copper, total (3050)	M6010B ICP	M3	The spike recovery value is unusable since the analyte concentration in the sample is disproportionate to the spike level. The recovery of the associated control sample (LCS or LFB) was acceptable.
			M6010B ICP	ZH	Serial Dilution exceeded the acceptance criteria. Matrix interference [physical or chemical] is suspected.
	WG250829	Lead, total (3050)	M6020 ICP-MS	M3	The spike recovery value is unusable since the analyte concentration in the sample is disproportionate to the spike level. The recovery of the associated control sample (LCS or LFB) was acceptable.
	WG250782	Manganese, total (3050)	M6010B ICP	M3	The spike recovery value is unusable since the analyte concentration in the sample is disproportionate to the spike level. The recovery of the associated control sample (LCS or LFB) was acceptable.
		Molybdenum, total (3050)	M6010B ICP	M3	The spike recovery value is unusable since the analyte concentration in the sample is disproportionate to the spike level. The recovery of the associated control sample (LCS or LFB) was acceptable.
	WG250829	Uranium, total (3050)	M6020 ICP-MS	ZB	The ICP-MS Serial Dilution was not used for data validation because the sample concentration was less than 100 times the MDL.
	WG250782	Zinc, total (3050)	M6010B ICP	M3	The spike recovery value is unusable since the analyte concentration in the sample is disproportionate to the spike level. The recovery of the associated control sample (LCS or LFB) was acceptable.

ACZ Laboratories, Inc.
2773 Downhill Drive Steamboat Springs, CO 80487 (800) 334-5493

Inorganic Extended Qualifier Report

FMI Gold & Copper - Sierrita ACZ Project ID: ***L71134***

ACZ ID	WORKNUM	PARAMETER	METHOD	QUAL	DESCRIPTION
L71134-14	WG250829	Antimony, total (3050)	M6020 ICP-MS	M2	Matrix spike recovery was low, the recovery of the associated control sample (LCS or LFB) was acceptable.
		Arsenic, total (3050)	M6020 ICP-MS	RL	Recovery for either the LCS or LCS duplicate was outside of the acceptance limits; the RPD was within the acceptance limits.
	WG250782	Chromium, total (3050)	M6010B ICP	MA	Recovery for either the spike or spike duplicate was outside of the acceptance limits; the RPD was within the acceptance limits.
		Cobalt, total (3050)	M6010B ICP	ZG	The ICP Serial Dilution was not used for data validation because the sample concentration was less than 50 times the MDL.
		Copper, total (3050)	M6010B ICP	M3	The spike recovery value is unusable since the analyte concentration in the sample is disproportionate to the spike level. The recovery of the associated control sample (LCS or LFB) was acceptable.
			M6010B ICP	ZH	Serial Dilution exceeded the acceptance criteria. Matrix interference [physical or chemical] is suspected.
	WG250829	Lead, total (3050)	M6020 ICP-MS	M3	The spike recovery value is unusable since the analyte concentration in the sample is disproportionate to the spike level. The recovery of the associated control sample (LCS or LFB) was acceptable.
	WG250782	Manganese, total (3050)	M6010B ICP	M3	The spike recovery value is unusable since the analyte concentration in the sample is disproportionate to the spike level. The recovery of the associated control sample (LCS or LFB) was acceptable.
		Molybdenum, total (3050)	M6010B ICP	M3	The spike recovery value is unusable since the analyte concentration in the sample is disproportionate to the spike level. The recovery of the associated control sample (LCS or LFB) was acceptable.
	WG250829	Uranium, total (3050)	M6020 ICP-MS	ZB	The ICP-MS Serial Dilution was not used for data validation because the sample concentration was less than 100 times the MDL.
	WG250782	Zinc, total (3050)	M6010B ICP	M3	The spike recovery value is unusable since the analyte concentration in the sample is disproportionate to the spike level. The recovery of the associated control sample (LCS or LFB) was acceptable.

ACZ Laboratories, Inc.
2773 Downhill Drive Steamboat Springs, CO 80487 (800) 334-5493

Inorganic Extended Qualifier Report

FMI Gold & Copper - Sierrita ACZ Project ID: ***L71134***

ACZ ID	WORKNUM	PARAMETER	METHOD	QUAL	DESCRIPTION
L71134-15	WG250829	Antimony, total (3050)	M6020 ICP-MS	M2	Matrix spike recovery was low, the recovery of the associated control sample (LCS or LFB) was acceptable.
		Arsenic, total (3050)	M6020 ICP-MS	RL	Recovery for either the LCS or LCS duplicate was outside of the acceptance limits; the RPD was within the acceptance limits.
	WG250782	Chromium, total (3050)	M6010B ICP	MA	Recovery for either the spike or spike duplicate was outside of the acceptance limits; the RPD was within the acceptance limits.
		Cobalt, total (3050)	M6010B ICP	ZG	The ICP Serial Dilution was not used for data validation because the sample concentration was less than 50 times the MDL.
		Copper, total (3050)	M6010B ICP	M3	The spike recovery value is unusable since the analyte concentration in the sample is disproportionate to the spike level. The recovery of the associated control sample (LCS or LFB) was acceptable.
			M6010B ICP	ZH	Serial Dilution exceeded the acceptance criteria. Matrix interference [physical or chemical] is suspected.
	WG250829	Lead, total (3050)	M6020 ICP-MS	M3	The spike recovery value is unusable since the analyte concentration in the sample is disproportionate to the spike level. The recovery of the associated control sample (LCS or LFB) was acceptable.
	WG250782	Manganese, total (3050)	M6010B ICP	M3	The spike recovery value is unusable since the analyte concentration in the sample is disproportionate to the spike level. The recovery of the associated control sample (LCS or LFB) was acceptable.
		Molybdenum, total (3050)	M6010B ICP	M3	The spike recovery value is unusable since the analyte concentration in the sample is disproportionate to the spike level. The recovery of the associated control sample (LCS or LFB) was acceptable.
	WG250829	Uranium, total (3050)	M6020 ICP-MS	ZB	The ICP-MS Serial Dilution was not used for data validation because the sample concentration was less than 100 times the MDL.
	WG250782	Zinc, total (3050)	M6010B ICP	M3	The spike recovery value is unusable since the analyte concentration in the sample is disproportionate to the spike level. The recovery of the associated control sample (LCS or LFB) was acceptable.

ACZ Laboratories, Inc.
2773 Downhill Drive Steamboat Springs, CO 80487 (800) 334-5493

Inorganic Extended Qualifier Report

FMI Gold & Copper - Sierrita ACZ Project ID: ***L71134***

ACZ ID	WORKNUM	PARAMETER	METHOD	QUAL	DESCRIPTION
L71134-16	WG250829	Antimony, total (3050)	M6020 ICP-MS	M2	Matrix spike recovery was low, the recovery of the associated control sample (LCS or LFB) was acceptable.
		Arsenic, total (3050)	M6020 ICP-MS	RL	Recovery for either the LCS or LCS duplicate was outside of the acceptance limits; the RPD was within the acceptance limits.
	WG250782	Chromium, total (3050)	M6010B ICP	MA	Recovery for either the spike or spike duplicate was outside of the acceptance limits; the RPD was within the acceptance limits.
		Cobalt, total (3050)	M6010B ICP	ZG	The ICP Serial Dilution was not used for data validation because the sample concentration was less than 50 times the MDL.
	WG250834	Copper, total (3050)	M6010B ICP	M3	The spike recovery value is unusable since the analyte concentration in the sample is disproportionate to the spike level. The recovery of the associated control sample (LCS or LFB) was acceptable.
	WG250918	Lead, total (3050)	M6020 ICP-MS	M3	The spike recovery value is unusable since the analyte concentration in the sample is disproportionate to the spike level. The recovery of the associated control sample (LCS or LFB) was acceptable.
			M6020 ICP-MS	ZH	Serial Dilution exceeded the acceptance criteria. Matrix interference [physical or chemical] is suspected.
	WG250782	Manganese, total (3050)	M6010B ICP	M3	The spike recovery value is unusable since the analyte concentration in the sample is disproportionate to the spike level. The recovery of the associated control sample (LCS or LFB) was acceptable.
		Molybdenum, total (3050)	M6010B ICP	M3	The spike recovery value is unusable since the analyte concentration in the sample is disproportionate to the spike level. The recovery of the associated control sample (LCS or LFB) was acceptable.
	WG250829	Uranium, total (3050)	M6020 ICP-MS	ZB	The ICP-MS Serial Dilution was not used for data validation because the sample concentration was less than 100 times the MDL.
	WG250782	Zinc, total (3050)	M6010B ICP	M3	The spike recovery value is unusable since the analyte concentration in the sample is disproportionate to the spike level. The recovery of the associated control sample (LCS or LFB) was acceptable.

ACZ Laboratories, Inc.
2773 Downhill Drive Steamboat Springs, CO 80487 (800) 334-5493

Inorganic Extended Qualifier Report

FMI Gold & Copper - Sierrita ACZ Project ID: ***L71134***

ACZ ID	WORKNUM	PARAMETER	METHOD	QUAL	DESCRIPTION
L71134-17	WG250829	Antimony, total (3050)	M6020 ICP-MS	M2	Matrix spike recovery was low, the recovery of the associated control sample (LCS or LFB) was acceptable.
		Arsenic, total (3050)	M6020 ICP-MS	RL	Recovery for either the LCS or LCS duplicate was outside of the acceptance limits; the RPD was within the acceptance limits.
	WG250782	Chromium, total (3050)	M6010B ICP	MA	Recovery for either the spike or spike duplicate was outside of the acceptance limits; the RPD was within the acceptance limits.
		Cobalt, total (3050)	M6010B ICP	ZG	The ICP Serial Dilution was not used for data validation because the sample concentration was less than 50 times the MDL.
		Copper, total (3050)	M6010B ICP	M3	The spike recovery value is unusable since the analyte concentration in the sample is disproportionate to the spike level. The recovery of the associated control sample (LCS or LFB) was acceptable.
			M6010B ICP	ZH	Serial Dilution exceeded the acceptance criteria. Matrix interference [physical or chemical] is suspected.
	WG250918	Lead, total (3050)	M6020 ICP-MS	M3	The spike recovery value is unusable since the analyte concentration in the sample is disproportionate to the spike level. The recovery of the associated control sample (LCS or LFB) was acceptable.
			M6020 ICP-MS	ZH	Serial Dilution exceeded the acceptance criteria. Matrix interference [physical or chemical] is suspected.
	WG250782	Manganese, total (3050)	M6010B ICP	M3	The spike recovery value is unusable since the analyte concentration in the sample is disproportionate to the spike level. The recovery of the associated control sample (LCS or LFB) was acceptable.
		Molybdenum, total (3050)	M6010B ICP	M3	The spike recovery value is unusable since the analyte concentration in the sample is disproportionate to the spike level. The recovery of the associated control sample (LCS or LFB) was acceptable.
	WG250829	Uranium, total (3050)	M6020 ICP-MS	ZB	The ICP-MS Serial Dilution was not used for data validation because the sample concentration was less than 100 times the MDL.
	WG250782	Zinc, total (3050)	M6010B ICP	M3	The spike recovery value is unusable since the analyte concentration in the sample is disproportionate to the spike level. The recovery of the associated control sample (LCS or LFB) was acceptable.

FMI Gold & Copper - Sierrita ACZ Project ID: ***L71134***

Metals Analysis

The following parameters are not offered for certification or are not covered by NELAC certificate #ACZ.

Uranium, total (3050)	M6020 ICP-MS

Soil Analysis

The following parameters are not offered for certification or are not covered by NELAC certificate #ACZ.

Solids, Percent	CLPSOW390, PART F, D-98

ICPMS Total 3050

WG250829

ACZ Laboratories, Inc

QC List Type: QC-ICPMS-846
QCListMatClass: SOLID
Bench Sheet List:
QC Ref: MA-ICPMS-T-846
Group ID: MA-G-MS-3050
Method Ref: M6020
SOP Ref: SOPII022

Instrument ID: ICPMS3
Analyst: RAC
ACZ Dept: 33
Create Date: 8/28/2008 12:36:58 PM
Start Date/Time:
End Date/Time:

4310 RY

SEQ	ACZ ID	Client ID	SubSX	Pri	EC	TDS	AS MS 3050	PB MS 3050	SB MS 3050	SE MS 3050	TL MS 3050	U MS 3050	Dilution
1	WG250829ICV	MS080813-2					✓	✓	✓	✓	✓	✓	1
2	WG250829ICB	NONE					✓	✓	✓	✓	✓	✓	1
3	WG250829ICSA	MS080821-1					✓	✓	✓	✓	✓	✓	1
4	WG250829ICSAB	MS080821-2					✓	✓	✓	✓	✓	✓	1
5	WG250829WASH	NONE					✓	✓	✓	✓	✓	✓	1
6	WG250513PBS	NONE					✓	✓	✓	✓	✓	✓	500
7	WG250513LCSS	PCN30289					✓	✓	✓	✓	✓		5000
8	WG250513LCSSD	PCN30289					✓	✓	✓	✓	✓		5000
9	L71134-01	RP-JS-02-0-1					✓	✓	✓	✓	✓	✓	505
10	L71134-01SDL	NONE					✓	✓	✓	✓	✓	✓	505
11	L71134-02	RP-JS-02-1-3					✓	✓	✓	✓	✓	✓	505
12	L71134-03	RP-JS-02-1-3D					✓	✓	✓	✓	✓	✓	505
13	WG250829CCV1	MS080807-4					✓	✓	✓	✓	✓	✓	1
14	WG250829CCB1	NONE					✓	✓	✓	✓	✓	✓	1
15	L71134-04	RP-JS-02-5-7					✓	✓	✓	✓	✓	✓	505
16	L71134-05	RP-JS-02-10-12					✓	✓	✓	✓	✓	✓	505
17	L71134-06	RP-JS-02-15-17					✓	✓	✓	✓	✓	✓	505
18	L71134-07	RP-JS-01-0-1					✓	✓	✓	✓	✓	✓	505
19	L71134-08	RP-JS-01-1-3					✓	✓	✓	✓	✓	✓	505
20	L71134-09	RP-JS-01-1-3D					✓	✓	✓	✓	✓	✓	505
21	L71134-10	RP-JS-01-5-7					✓	✓	✓	✓	✓	✓	505
22	L71134-11	RP-JS-01-10-12					✓	✓	✓	✓	✓	✓	505

Report Comments:

Internal Comments

AREV: RAC 8/29/08
Initials, Date

SREV: [illegible] 8-29-08
Initials, Date

82908

DR 8-29-08

ICPMS Total 3050

WG250829

ACZ Laboratories, Inc

QC List Type: QC-ICPMS-846
QCListMatClass: SOLID
Bench Sheet List:
QC Ref: MA-ICPMS-T-846
Group ID: MA-G-MS-3050
Method Ref: M6020
SOP Ref: SOPII022

Instrument ID: ICPMS3
Analyst:
ACZ Dept: 33
Create Date: 8/28/2008 12:36:58 PM
Start Date/Time:
End Date/Time:

SEQ	ACZ ID	Client ID	SubSX	Pri	EC	TDS	AS MS 3050	PB MS 3050	SB MS 3050	SE MS 3050	TL MS 3050	U MS 3050	Dilution
23	L71134-12	RP-JS-01-15-17					✓	✓	✓	✓	✓	✓	500
24	L71134-13	EM-JS-08-0-1					✓	✓	✓	✓	✓	✓	505
25	WG250829CCV2	MS080807-4					✓	✓	✓	✓	✓	✓	1
26	WG250829CCB2	NONE					✓	✓	✓	✓	✓	✓	1
27	L71134-14	EM-JS-08-1-3					✓	✓	✓	✓	✓	✓	505
28	L71134-15	EM-JS-08-1-3D					✓	✓	✓	✓	✓	✓	505
29	L71134-16	EM-JS-08-5-7					✓	✓	✓	✓	✓	✓	505
30	L71134-17	EM-JS-08-10-12					✓	✓	✓	✓	✓	✓	505
31	L71134-17MS	MS080707-3					✓	✓	✓	✓	✓	✓	505
32	L71134-17MSD	MS080707-3					✓	✓	✓	✓	✓	✓	505
33	WG250829CCV3	MS080807-4					✓	✓	✓	✓	✓	✓	1
34	WG250829CCB3	NONE					✓	✓	✓	✓	✓	✓	1

Report Comments:

AREV:
Initials, Date

Internal Comments

SREV:
Initials, Date

82908

ICPMS Total 3050

WG250829

ACZ Laboratories, Inc

QC List Type: QC-ICPMS-846
QCListMatClass: SOLID
Bench Sheet List:
QC Ref: MA-ICPMS-T-846
Group ID: MA-G-MS-3050
Method Ref: M6020
SOP Ref: SOPII022

Instrument ID: ICPMS3
Analyst:
ACZ Dept: 33
Create Date: 8/28/2008 12:36:58 PM
Start Date/Time:
End Date/Time:

Sample	Login Comments
L71134-01	SJ(2) INORG WALKIN
L71134-02	SJ(2) INORG WALKIN
L71134-03	SJ(2) INORG WALKIN
L71134-04	SJ(2) INORG WALKIN
L71134-05	SJ(2) INORG WALKIN
L71134-06	SJ(2) INORG WALKIN
L71134-07	SJ(2) INORG WALKIN
L71134-08	SJ(2) INORG WALKIN
L71134-09	SJ(2) INORG WALKIN
L71134-10	SJ(2) INORG WALKIN
L71134-11	SJ(2) INORG WALKIN
L71134-12	SJ(2) INORG WALKIN
L71134-13	SJ(2) INORG WALKIN
L71134-14	SJ(2) INORG WALKIN
L71134-15	SJ(2) INORG WALKIN
L71134-16	SJ(2) INORG WALKIN
L71134-17	SJ(2) INORG WALKIN
L71134-17MS	ICPMS Spike
L71134-17MSD	ICPMS Spike

Report Comments:

AREV:

Initials, Date

Internal Comments

SREV:

Initials, Date

82908

ACZ Laboratories, Inc.
ICPMS DATA REVIEW CHECKLIST

AREV: RAC
Date: 8/29/08

SREV: [signature]
Date: 8-29-08

Workgroup: 250829
Sample Type: 3050
Analysis Date: 8/29/08
Analyst: RAC

	Yes	No	N/A
1) Is the instrument ID on the bench sheet correct?	✓		
2) Has a passing method tune been performed within 24 hours?	✓		
3) Was the low calibration point dropped? If yes, notify PM of change to PQLs.		✓	
4) Is the linear regression ≥0.995 for the analytes of interest?	✓		
5) Was the PQV standard analyzed & evaluated for DW samples ? (Fail in LIMS if no DW sxs in WG.)			✓
6) Do the dilution factors on the benchsheet match the sequence in the raw data?	✓		
7) Is any sample analyzed on dilution appropriately "D" qualified (not required for o-cal, EC, TDS)?			✓
8) Is the correct sub-sample type entered on the bench sheet (if different than SOP)?			✓
9) Are the % Recoveries of the internal standards within the method limits?	✓		
10) Are all of the QC critera listed in LIMS within specified limits?	✓		
11) Are all samples requiring re-analysis / re-digestion at REDO / REDX status?	✓		
12) Are all errors properly crossed out (i.e. single-line, dated & initialed)?	✓		
13) Is a current standard/reagent form attached to the workgroup?	✓		
14) **FOR SREV**: QA/QC approval for initial training or 2 sets of initials for WG & LIMS?	✓		

For any of the items listed above that are checked "No" state the corrective action/explanation below.

QC/Sample ID	Analytical Problem	Corrective action
134-16	Pb, Sb OCAL	REDO @ 20x
-17	Pb OCAL	REDO @ 10x
513 LCSS	As↑ = 221.1 ppm	RL
134-01 SDL	Ut, sx < 100x MDL	ZB
134-17MS/D	Pb↑ sx OCAL	M3
	Sb↓	M2

FRMII012.02.08.10

ACZ LABORATORIES, INC.
Standards/Reagents Information
ICPMS, Methods 6020 and 200.8

Calibration Standards

6020/200.8 Stock #1: MS080714-6 SCN
6020/200.8 Stock #2: MS080822-3 SCN
6020/200.8 Ag/Sb Stock: MS080814-1 SCN

INT. STD.: MS080825-2 SCN

PQV: MS080822-2 SCN
EXP. 10/11/08

Nitric Acid: 30490 PCN

Hydrochloric Acid: 30082 PCN

	Method	Type	Vial	Sample	Comment	Dil/Lvl
1		Keyword		Start of CALIB		
2	C:\ICPCHEM\1\METHODS\6020ACZ4.M	Sample	1101	wash		1.000
3	C:\ICPCHEM\1\METHODS\6020ACZ4.M	CalBlk	1101	Calblk		Level 1
4	C:\ICPCHEM\1\METHODS\6020ACZ4.M	CalBlk	1102	Calblk		Level 1
5	C:\ICPCHEM\1\METHODS\6020ACZ4.M	CalStd	1103	PQV Std		Level 2
6	C:\ICPCHEM\1\METHODS\6020ACZ4.M	CalStd	1104	Level 3 Std		Level 3
7	C:\ICPCHEM\1\METHODS\6020ACZ4.M	CalStd	1105	Level 4 Std		Level 4
8	C:\ICPCHEM\1\METHODS\6020ACZ4.M	CalStd	1106	Level 5 Std		Level 5
9	C:\ICPCHEM\1\METHODS\6020ACZ4.M	QCS	1107	ICV		1.000
10	C:\ICPCHEM\1\METHODS\6020ACZ4.M	CCB	1102	ICB		1.000
11	C:\ICPCHEM\1\METHODS\6020ACZ4.M	CCB	4510	ICSA		1.000
12	C:\ICPCHEM\1\METHODS\6020ACZ4.M	Sample	4511	ICSAB		1.000
13	C:\ICPCHEM\1\METHODS\6020ACZ4.M	CCB	4512	wash		1.000
14		Keyword		End of CALIB		
15		Keyword		Start of SMPL		
16	C:\ICPCHEM\1\METHODS\6020ACZ4.M	Sample	4310	WG250513PBS		500.0
17	C:\ICPCHEM\1\METHODS\6020ACZ4.M	Sample	4311	WG250513LCSS		5.000E+03
18	C:\ICPCHEM\1\METHODS\6020ACZ4.M	Sample	4312	WG250513LCSSD		5.000E+03
19	C:\ICPCHEM\1\METHODS\6020ACZ4.M	Sample	4401	L71134-01		505.0
20	C:\ICPCHEM\1\METHODS\6020ACZ4.M	Sample	4402	L71134-01SDL		505.0
21	C:\ICPCHEM\1\METHODS\6020ACZ4.M	Sample	4403	L71134-02		505.0
22	C:\ICPCHEM\1\METHODS\6020ACZ4.M	Sample	4404	L71134-03		505.0
23	C:\ICPCHEM\1\METHODS\6020ACZ4.M	Sample	4405	L71134-04		505.0
24	C:\ICPCHEM\1\METHODS\6020ACZ4.M	Sample	4406	L71134-05		505.0
25	C:\ICPCHEM\1\METHODS\6020ACZ4.M	Sample	4407	L71134-06		505.0
26	C:\ICPCHEM\1\METHODS\6020ACZ4.M	Sample	4408	L71134-07		505.0
27	C:\ICPCHEM\1\METHODS\6020ACZ4.M	Sample	4409	L71134-08		505.0
28	C:\ICPCHEM\1\METHODS\6020ACZ4.M	Sample	4410	L71134-09		505.0
29	C:\ICPCHEM\1\METHODS\6020ACZ4.M	Sample	4411	L71134-10		505.0
30	C:\ICPCHEM\1\METHODS\6020ACZ4.M	Sample	4412	L71134-11		505.0
31	C:\ICPCHEM\1\METHODS\6020ACZ4.M	Sample	4501	L71134-12		500.0
32	C:\ICPCHEM\1\METHODS\6020ACZ4.M	Sample	4502	L71134-13		505.0
33	C:\ICPCHEM\1\METHODS\6020ACZ4.M	Sample	4503	L71134-14		505.0
34	C:\ICPCHEM\1\METHODS\6020ACZ4.M	Sample	4504	L71134-15		505.0

	Method	Type	Vial	Sample	Comment	Dil/Lvl
35	C:\ICPCHEM\1\METHODS\6020ACZ4.M	Sample	4505	L71134-16		505.0
36	C:\ICPCHEM\1\METHODS\6020ACZ4.M	Sample	4506	L71134-17		505.0
37	C:\ICPCHEM\1\METHODS\6020ACZ4.M	Sample	4507	L71134-17MS		505.0
38	C:\ICPCHEM\1\METHODS\6020ACZ4.M	Sample	4508	L71134-17MSD		505.0
39		Keyword		End of SMPL		
40		Keyword		Start of TERM		
41	C:\ICPCHEM\1\METHODS\6020ACZ4.M	CCV	1107	CCV		1.000
42	C:\ICPCHEM\1\METHODS\6020ACZ4.M	CCB	1102	CCB		1.000
43		Keyword		End of TERM		
44		Keyword		End of Sequence		
45		Keyword		Start of CCV		
46	C:\ICPCHEM\1\METHODS\6020ACZ4.M	CCV	1107	CCV		1.000
47	C:\ICPCHEM\1\METHODS\6020ACZ4.M	CCB	1102	CCB		1.000
48		Keyword		End of CCV		
49		Keyword		Start of BLANK		
50		Keyword		End of BLANK		
51		Keyword		Start of ERRTERM		
52		Keyword		End of ERRTERM		

ACZ Laboratories, Inc.
2773 Downhill Drive Steamboat Springs, CO 80487 (800) 334-5493

Workgroup Review and Approval

WG250829

Date Reported: 29-Aug-08
Run ID: R626933
Date Analyzed: 29-Aug-08
ICAL Workgroup:
Instrument ID: ICPMS3

WG250829ICV

Tag: Measured: 8/29/2008 5:46:00 AM

Status	Parm_Stored	Type	Value	Dil	Qual	Units	Appv	MDL	RDL	Text Value	Ext Qual
SREV	ANTIMONY	FOUND	0.01964	1		mg/L	++	0.0004	0.002		
SREV	ANTIMONY	REC	97.9	1		%	++	0.0004	0.002		
SREV	ARSENIC	FOUND	0.05147	1		mg/L	++	0.0005	0.001		
SREV	ARSENIC	REC	102.9	1		%	++	0.0005	0.001		
SREV	LEAD	FOUND	0.04837	1		mg/L	++	0.0001	0.0005		
SREV	LEAD	REC	96.7	1		%	++	0.0001	0.0005		
SREV	SELENIUM	FOUND	0.05102	1		mg/L	++	0.0001	0.0005		
SREV	SELENIUM	REC	102	1		%	++	0.0001	0.0005		
SREV	THALLIUM	FOUND	0.05029	1		mg/L	++	0.0001	0.0005		
SREV	THALLIUM	REC	100.6	1		%	++	0.0001	0.0005		
SREV	URANIUM	FOUND	0.04816	1		mg/L	++	0.0001	0.0005		
SREV	URANIUM	REC	96.3	1		%	++	0.0001	0.0005		

WG250829ICB

Tag: Measured: 8/29/2008 5:53:00 AM

Status	Parm_Stored	Type	Value	Dil	Qual	Units	Appv	MDL	RDL	Text Value	Ext Qual
SREV	ANTIMONY	FOUND		1	U	mg/L	++	0.0004	0.002		
SREV	ARSENIC	FOUND		1	U	mg/L	++	0.0005	0.001		
SREV	LEAD	FOUND		1	U	mg/L	++	0.0001	0.0005		
SREV	SELENIUM	FOUND		1	U	mg/L	++	0.0001	0.0005		
SREV	THALLIUM	FOUND		1	U	mg/L	++	0.0001	0.0005		
SREV	URANIUM	FOUND		1	U	mg/L	++	0.0001	0.0005		

WG250829ICSA

Tag: Measured: 8/29/2008 5:59:00 AM

Status	Parm_Stored	Type	Value	Dil	Qual	Units	Appv	MDL	RDL	Text Value	Ext Qual
SREV	ANTIMONY	FOUND		1	U	mg/L	++	0.0004	0.002		
SREV	ARSENIC	FOUND		1	U	mg/L	++	0.0005	0.001		
SREV	LEAD	FOUND	0.00015	1	B	mg/L	++	0.0001	0.0005		
SREV	SELENIUM	FOUND		1	U	mg/L	++	0.0001	0.0005		
SREV	THALLIUM	FOUND		1	U	mg/L	++	0.0001	0.0005		
SREV	URANIUM	FOUND		1	U	mg/L	++	0.0001	0.0005		

WG250829ICSAB

Tag: Measured: 8/29/2008 6:06:00 AM

Status	Parm_Stored	Type	Value	Dil	Qual	Units	Appv	MDL	RDL	Text Value	Ext Qual
SREV	ANTIMONY	FOUND	0.01046	1		mg/L	++	0.0004	0.002		
SREV	ANTIMONY	REC	104.6	1		%	++	0.0004	0.002		
SREV	ARSENIC	FOUND	0.02149	1		mg/L	++	0.0005	0.001		
SREV	ARSENIC	REC	107.5	1		%	++	0.0005	0.001		
SREV	LEAD	FOUND	0.01898	1		mg/L	++	0.0001	0.0005		
SREV	LEAD	REC	94.9	1		%	++	0.0001	0.0005		
SREV	SELENIUM	FOUND	0.02136	1		mg/L	++	0.0001	0.0005		
SREV	SELENIUM	REC	106.8	1		%	++	0.0001	0.0005		
SREV	THALLIUM	FOUND	0.01889	1		mg/L	++	0.0001	0.0005		
SREV	THALLIUM	REC	94.3	1		%	++	0.0001	0.0005		
SREV	URANIUM	FOUND	0.01988	1		mg/L	++	0.0001	0.0005		
SREV	URANIUM	REC	99.4	1		%	++	0.0001	0.0005		

WG250513PBS

Tag: Measured: 8/29/2008 6:20:00 AM

Status	Parm_Stored	Type	Value	Dil	Qual	Units	Appv	MDL	RDL	Text Value	Ext Qual
SREV	ANTIMONY	FOUND		500	U	mg/Kg	++	0.2	1		
SREV	ARSENIC	FOUND		500	U	mg/Kg	++	0.3	0.5		
SREV	LEAD	FOUND		500	U	mg/Kg	++	0.05	0.3		
SREV	SELENIUM	FOUND		500	U	mg/Kg	++	0.05	0.3		
SREV	THALLIUM	FOUND		500	U	mg/Kg	++	0.05	0.3		
SREV	URANIUM	FOUND		500	U	mg/Kg	++	0.05	0.3		

WG250513LCSS

Tag: Measured: 8/29/2008 6:26:00 AM

Status	Parm_Stored	Type	Value	Dil	Qual	Units	Appv	MDL	RDL	Text Value	Ext Qual
SREV	ANTIMONY	FOUND	120.4	5000		mg/Kg	++	2	10		
SREV	ANTIMONY	REC	95.6	5000		%	++	2	10		
SREV	ARSENIC	FOUND	271.1	5000		mg/Kg	ALRT	3	5		RL
SREV	ARSENIC	REC	120.5	5000		%	++	3	5		
SREV	LEAD	FOUND	238.65	5000		mg/Kg	++	0.5	3		
SREV	LEAD	REC	107	5000		%	++	0.5	3		
SREV	SELENIUM	FOUND	179.35	5000		mg/Kg	++	0.5	3		
SREV	SELENIUM	REC	122	5000		%	++	0.5	3		
SREV	THALLIUM	FOUND	191.45	5000		mg/Kg	++	0.5	3		
SREV	THALLIUM	REC	110.7	5000		%	++	0.5	3		

WG250513LCSSD

Tag: Measured: 8/29/2008 6:33:00 AM

Status	Parm_Stored	Type	Value	Dil	Qual	Units	Appv	MDL	RDL	Text Value	Ext Qual
SREV	ANTIMONY	FOUND	115	5000		mg/Kg	++	2	10		
SREV	ANTIMONY	REC	91.3	5000		%	++	2	10		
SREV	ANTIMONY	RPD	4.6	5000		%	++	2	10		
SREV	ARSENIC	FOUND	263.2	5000		mg/Kg	++	3	5		
SREV	ARSENIC	REC	117	5000		%	++	3	5		
SREV	ARSENIC	RPD	3	5000		%	++	3	5		
SREV	LEAD	FOUND	226.65	5000		mg/Kg	++	0.5	3		
SREV	LEAD	REC	101.6	5000		%	++	0.5	3		
SREV	LEAD	RPD	5.2	5000		%	++	0.5	3		
SREV	SELENIUM	FOUND	166	5000		mg/Kg	++	0.5	3		
SREV	SELENIUM	REC	112.9	5000		%	++	0.5	3		
SREV	SELENIUM	RPD	7.7	5000		%	++	0.5	3		
SREV	THALLIUM	FOUND	175.25	5000		mg/Kg	++	0.5	3		
SREV	THALLIUM	REC	101.3	5000		%	++	0.5	3		
SREV	THALLIUM	RPD	8.8	5000		%	++	0.5	3		

L71134-01

Tag: Measured: 8/29/2008 6:40:00 AM

Status	Parm_Stored	Type	Value	Dil	Qual	Units	Appv	MDL	RDL	Text Value	Ext Qual
SREV	ANTIMONY	-MS-3050	0.2	505	B	mg/Kg	++	0.2	1		M2
SREV	ARSENIC	-MS-3050	3.5	505		mg/Kg	++	0.3	0.5		RL
SREV	LEAD	-MS-3050	10.8	505		mg/Kg	++	0.05	0.3		M3
SREV	SELENIUM	-MS-3050	0.34	505		mg/Kg	++	0.05	0.3		
SREV	THALLIUM	-MS-3050	0.25	505	B	mg/Kg	++	0.05	0.3		
SREV	URANIUM	-MS-3050	2.11	505		mg/Kg	++	0.05	0.3		TB ZB

L71134-01SDL

Tag: Measured: 8/29/2008 6:46:00 AM

Status	Parm_Stored	Type	Value	Dil	Qual	Units	Appv	MDL	RDL	Text Value	Ext Qual
SREV	ANTIMONY	D		505	U	%	++	0.2	1		
SREV	ANTIMONY	FOUND		505	U	mg/Kg	++	0.2	1		
SREV	ANTIMONY	REG	0	505	U	mg/Kg	++	0.2	1		
SREV	ARSENIC	D	7.1	505		%	++	0.3	0.5		
SREV	ARSENIC	FOUND	0.75	505		mg/Kg	++	0.3	0.5		
SREV	ARSENIC	REG	3.75	505		mg/Kg	++	0.3	0.5		
SREV	LEAD	D	5.5	505		%	++	0.05	0.3		
SREV	LEAD	FOUND	2.042	505		mg/Kg	++	0.05	0.3		
SREV	LEAD	REG	10.21	505		mg/Kg	++	0.05	0.3		
SREV	SELENIUM	D		505	U	%	++	0.05	0.3		
SREV	SELENIUM	FOUND		505	U	mg/Kg	++	0.05	0.3		
SREV	SELENIUM	REG	0	505	U	mg/Kg	++	0.05	0.3		
SREV	THALLIUM	D	10	505		%	++	0.05	0.3		
SREV	THALLIUM	FOUND	0.055	505	B	mg/Kg	++	0.05	0.3		
SREV	THALLIUM	REG	0.275	505	B	mg/Kg	++	0.05	0.3		
SREV	URANIUM	D	11.6	505		%	ALRT	0.05	0.3		ZB
SREV	URANIUM	FOUND	0.373	505		mg/Kg	++	0.05	0.3		
SREV	URANIUM	REG	1.865	505		mg/Kg	++	0.05	0.3		

L71134-02

Tag: Measured: 8/29/2008 6:53:00 AM

Status	Parm_Stored	Type	Value	Dil	Qual	Units	Appv	MDL	RDL	Text Value	Ext Qual
SREV	ANTIMONY	-MS-3050		505	U	mg/Kg	++	0.2	1		M2
SREV	ARSENIC	-MS-3050	3.5	505		mg/Kg	++	0.3	0.5		RL
SREV	LEAD	-MS-3050	8.5	505		mg/Kg	++	0.05	0.3		M3
SREV	SELENIUM	-MS-3050	0.74	505		mg/Kg	++	0.05	0.3		
SREV	THALLIUM	-MS-3050	0.11	505	B	mg/Kg	++	0.05	0.3		
SREV	URANIUM	-MS-3050	1.07	505		mg/Kg	++	0.05	0.3		TB ZB

L71134-03

Tag: Measured: 8/29/2008 7:00:00 AM

Status	Parm_Stored	Type	Value	Dil	Qual	Units	Appv	MDL	RDL	Text Value	Ext Qual
SREV	ANTIMONY	-MS-3050		505	U	mg/Kg	++	0.2	1		M2
SREV	ARSENIC	-MS-3050	3.7	505		mg/Kg	++	0.3	0.5		RL
SREV	LEAD	-MS-3050	9.53	505		mg/Kg	++	0.05	0.3		M3
SREV	SELENIUM	-MS-3050	0.89	505		mg/Kg	++	0.05	0.3		
SREV	THALLIUM	-MS-3050	0.12	505	B	mg/Kg	++	0.05	0.3		
SREV	URANIUM	-MS-3050	1.25	505		mg/Kg	++	0.05	0.3		TB ZB

WG250829CCV1

Tag: Measured: 8/29/2008 7:06:00 AM

Status	Parm_Stored	Type	Value	Dil	Qual	Units	Appv	MDL	RDL	Text Value	Ext Qual
SREV	ANTIMONY	FOUND	0.01975	1		mg/L	++	0.0004	0.002		
SREV	ANTIMONY	REC	98.5	1		%	++	0.0004	0.002		
SREV	ARSENIC	FOUND	0.05245	1		mg/L	++	0.0005	0.001		
SREV	ARSENIC	REC	104.9	1		%	++	0.0005	0.001		
SREV	LEAD	FOUND	0.04836	1		mg/L	++	0.0001	0.0005		
SREV	LEAD	REC	96.7	1		%	++	0.0001	0.0005		
SREV	SELENIUM	FOUND	0.04961	1		mg/L	++	0.0001	0.0005		
SREV	SELENIUM	REC	99.2	1		%	++	0.0001	0.0005		
SREV	THALLIUM	FOUND	0.04995	1		mg/L	++	0.0001	0.0005		
SREV	THALLIUM	REC	99.9	1		%	++	0.0001	0.0005		
SREV	URANIUM	FOUND	0.04758	1		mg/L	++	0.0001	0.0005		
SREV	URANIUM	REC	95.2	1		%	++	0.0001	0.0005		

WG250829CCB1

Tag: Measured: 8/29/2008 7:13:00 AM

Status	Parm_Stored	Type	Value	Dil	Qual	Units	Appv	MDL	RDL	Text Value	Ext Qual
SREV	ANTIMONY	FOUND		1	U	mg/L	++	0.0004	0.002		
SREV	ARSENIC	FOUND		1	U	mg/L	++	0.0005	0.001		
SREV	LEAD	FOUND		1	U	mg/L	++	0.0001	0.0005		
SREV	SELENIUM	FOUND		1	U	mg/L	++	0.0001	0.0005		
SREV	THALLIUM	FOUND		1	U	mg/L	++	0.0001	0.0005		
SREV	URANIUM	FOUND		1	U	mg/L	++	0.0001	0.0005		

L71134-04

Tag: Measured: 8/29/2008 7:20:00 AM

Status	Parm_Stored	Type	Value	Dil	Qual	Units	Appv	MDL	RDL	Text Value	Ext Qual
SREV	ANTIMONY	-MS-3050		505	U	mg/Kg	++	0.2	1		M2
SREV	ARSENIC	-MS-3050	5.2	505		mg/Kg	++	0.3	0.5		RL
SREV	LEAD	-MS-3050	7.69	505		mg/Kg	++	0.05	0.3		M3
SREV	SELENIUM	-MS-3050	0.7	505		mg/Kg	++	0.05	0.3		
SREV	THALLIUM	-MS-3050	0.17	505	B	mg/Kg	++	0.05	0.3		
SREV	URANIUM	-MS-3050	2.12	505		mg/Kg	++	0.05	0.3		TB ZB

L71134-05

Tag: Measured: 8/29/2008 7:27:00 AM

Status	Parm_Stored	Type	Value	Dil	Qual	Units	Appv	MDL	RDL	Text Value	Ext Qual
SREV	ANTIMONY	-MS-3050	0.3	505	B	mg/Kg	++	0.2	1		M2
SREV	ARSENIC	-MS-3050	3.3	505		mg/Kg	++	0.3	0.5		RL
SREV	LEAD	-MS-3050	14.5	505		mg/Kg	++	0.05	0.3		M3
SREV	SELENIUM	-MS-3050	0.93	505		mg/Kg	++	0.05	0.3		
SREV	THALLIUM	-MS-3050	0.12	505	B	mg/Kg	++	0.05	0.3		
SREV	URANIUM	-MS-3050	9.12	505		mg/Kg	++	0.05	0.3		TB ZB

L71134-06

Tag: Measured: 8/29/2008 7:33:00 AM

Status	Parm_Stored	Type	Value	Dil	Qual	Units	Appv	MDL	RDL	Text Value	Ext Qual
SREV	ANTIMONY	-MS-3050	0.2	505	B	mg/Kg	++	0.2	1		M2
SREV	ARSENIC	-MS-3050	3.1	505		mg/Kg	++	0.3	0.5		RL
SREV	LEAD	-MS-3050	14.7	505		mg/Kg	++	0.05	0.3		M3
SREV	SELENIUM	-MS-3050	0.84	505		mg/Kg	++	0.05	0.3		
SREV	THALLIUM	-MS-3050	0.15	505	B	mg/Kg	++	0.05	0.3		
SREV	URANIUM	-MS-3050	4.35	505		mg/Kg	++	0.05	0.3		TB ZB

L71134-07

Tag: Measured: 8/29/2008 7:40:00 AM

Status	Parm_Stored	Type	Value	Dil	Qual	Units	Appv	MDL	RDL	Text Value	Ext Qual
SREV	ANTIMONY	-MS-3050		505	U	mg/Kg	++	0.2	1		M2
SREV	ARSENIC	-MS-3050	3.5	505		mg/Kg	++	0.3	0.5		RL
SREV	LEAD	-MS-3050	11.4	505		mg/Kg	++	0.05	0.3		M3
SREV	SELENIUM	-MS-3050	0.91	505		mg/Kg	++	0.05	0.3		
SREV	THALLIUM	-MS-3050	0.15	505	B	mg/Kg	++	0.05	0.3		
SREV	URANIUM	-MS-3050	2.64	505		mg/Kg	++	0.05	0.3		TB ZB

L71134-08

Tag: Measured: 8/29/2008 7:47:00 AM

Status	Parm_Stored	Type	Value	Dil	Qual	Units	Appv	MDL	RDL	Text Value	Ext Qual
SREV	ANTIMONY	-MS-3050		505	U	mg/Kg	++	0.2	1		M2
SREV	ARSENIC	-MS-3050	3.1	505		mg/Kg	++	0.3	0.5		RL
SREV	LEAD	-MS-3050	12.7	505		mg/Kg	++	0.05	0.3		M3
SREV	SELENIUM	-MS-3050	0.8	505		mg/Kg	++	0.05	0.3		
SREV	THALLIUM	-MS-3050	0.13	505	B	mg/Kg	++	0.05	0.3		
SREV	URANIUM	-MS-3050	2.44	505		mg/Kg	++	0.05	0.3		TB ZB

L71134-09

Tag: Measured: 8/29/2008 7:53:00 AM

Status	Parm_Stored	Type	Value	Dil	Qual	Units	Appv	MDL	RDL	Text Value	Ext Qual
SREV	ANTIMONY	-MS-3050		505	U	mg/Kg	++	0.2	1		M2
SREV	ARSENIC	-MS-3050	3.1	505		mg/Kg	++	0.3	0.5		RL
SREV	LEAD	-MS-3050	13.4	505		mg/Kg	++	0.05	0.3		M3
SREV	SELENIUM	-MS-3050	0.8	505		mg/Kg	++	0.05	0.3		
SREV	THALLIUM	-MS-3050	0.14	505	B	mg/Kg	++	0.05	0.3		
SREV	URANIUM	-MS-3050	2.35	505		mg/Kg	++	0.05	0.3		TB ZB

L71134-10

Tag: Measured: 8/29/2008 8:00:00 AM

Status	Parm_Stored	Type	Value	Dil	Qual	Units	Appv	MDL	RDL	Text Value	Ext Qual
SREV	ANTIMONY	-MS-3050		505	U	mg/Kg	++	0.2	1		M2
SREV	ARSENIC	-MS-3050	1.9	505		mg/Kg	++	0.3	0.5		RL
SREV	LEAD	-MS-3050	6.43	505		mg/Kg	++	0.05	0.3		M3
SREV	SELENIUM	-MS-3050	0.6	505		mg/Kg	++	0.05	0.3		
SREV	THALLIUM	-MS-3050	0.08	505	B	mg/Kg	++	0.05	0.3		
SREV	URANIUM	-MS-3050	1.26	505		mg/Kg	++	0.05	0.3		TB ZB

L71134-11

Tag: Measured: 8/29/2008 8:07:00 AM

Status	Parm_Stored	Type	Value	Dil	Qual	Units	Appv	MDL	RDL	Text Value	Ext Qual
SREV	ANTIMONY	-MS-3050		505	U	mg/Kg	++	0.2	1		M2
SREV	ARSENIC	-MS-3050	2.6	505		mg/Kg	++	0.3	0.5		RL
SREV	LEAD	-MS-3050	9.69	505		mg/Kg	++	0.05	0.3		M3
SREV	SELENIUM	-MS-3050	1.04	505		mg/Kg	++	0.05	0.3		
SREV	THALLIUM	-MS-3050	0.09	505	B	mg/Kg	++	0.05	0.3		
SREV	URANIUM	-MS-3050	2.25	505		mg/Kg	++	0.05	0.3		TB ZB

L71134-12

Tag: Measured: 8/29/2008 8:13:00 AM

Status	Parm_Stored	Type	Value	Dil	Qual	Units	Appv	MDL	RDL	Text Value	Ext Qual
SREV	ANTIMONY	-MS-3050	0.3	500	B	mg/Kg	++	0.2	1		M2
SREV	ARSENIC	-MS-3050	3.6	500		mg/Kg	++	0.3	0.5		RL
SREV	LEAD	-MS-3050	11.3	500		mg/Kg	++	0.05	0.3		M3
SREV	SELENIUM	-MS-3050	0.93	500		mg/Kg	++	0.05	0.3		
SREV	THALLIUM	-MS-3050	0.15	500	B	mg/Kg	++	0.05	0.3		
SREV	URANIUM	-MS-3050	4.6	500		mg/Kg	++	0.05	0.3		TB ZB

L71134-13

Tag: Measured: 8/29/2008 8:20:00 AM

Status	Parm_Stored	Type	Value	Dil	Qual	Units	Appv	MDL	RDL	Text Value	Ext Qual
SREV	ANTIMONY	-MS-3050	1.1	505		mg/Kg	++	0.2	1		M2
SREV	ARSENIC	-MS-3050	11.9	505		mg/Kg	++	0.3	0.5		
SREV	LEAD	-MS-3050	57	505		mg/Kg	++	0.05	0.3		M3
SREV	SELENIUM	-MS-3050	3.24	505		mg/Kg	++	0.05	0.3		
SREV	THALLIUM	-MS-3050	0.12	505	B	mg/Kg	++	0.05	0.3		
SREV	URANIUM	-MS-3050	2.41	505		mg/Kg	++	0.05	0.3		TB ZB

WG250829CCV2

Tag: Measured: 8/29/2008 8:27:00 AM

Status	Parm_Stored	Type	Value	Dil	Qual	Units	Appv	MDL	RDL	Text Value	Ext Qual
SREV	ANTIMONY	FOUND	0.01991	1		mg/L	++	0.0004	0.002		
SREV	ANTIMONY	REC	99.3	1		%	++	0.0004	0.002		
SREV	ARSENIC	FOUND	0.05356	1		mg/L	++	0.0005	0.001		
SREV	ARSENIC	REC	107.1	1		%	++	0.0005	0.001		
SREV	LEAD	FOUND	0.04871	1		mg/L	++	0.0001	0.0005		
SREV	LEAD	REC	97.4	1		%	++	0.0001	0.0005		
SREV	SELENIUM	FOUND	0.05067	1		mg/L	++	0.0001	0.0005		
SREV	SELENIUM	REC	101.3	1		%	++	0.0001	0.0005		
SREV	THALLIUM	FOUND	0.05053	1		mg/L	++	0.0001	0.0005		
SREV	THALLIUM	REC	101.1	1		%	++	0.0001	0.0005		
SREV	URANIUM	FOUND	0.04829	1		mg/L	++	0.0001	0.0005		
SREV	URANIUM	REC	96.6	1		%	++	0.0001	0.0005		

WG250829CCB2

Tag: Measured: 8/29/2008 8:33:00 AM

Status	Parm_Stored	Type	Value	Dil	Qual	Units	Appv	MDL	RDL	Text Value	Ext Qual
SREV	ANTIMONY	FOUND		1	U	mg/L	++	0.0004	0.002		
SREV	ARSENIC	FOUND		1	U	mg/L	++	0.0005	0.001		
SREV	LEAD	FOUND		1	U	mg/L	++	0.0001	0.0005		
SREV	SELENIUM	FOUND		1	U	mg/L	++	0.0001	0.0005		
SREV	THALLIUM	FOUND		1	U	mg/L	++	0.0001	0.0005		
SREV	URANIUM	FOUND		1	U	mg/L	++	0.0001	0.0005		

L71134-14

Tag: Measured: 8/29/2008 8:40:00 AM

Status	Parm_Stored	Type	Value	Dil	Qual	Units	Appv	MDL	RDL	Text Value	Ext Qual
SREV	ANTIMONY	-MS-3050	0.4	505	B	mg/Kg	++	0.2	1		M2
SREV	ARSENIC	-MS-3050	7.7	505		mg/Kg	++	0.3	0.5		RL
SREV	LEAD	-MS-3050	152	505		mg/Kg	++	0.05	0.3		M3
SREV	SELENIUM	-MS-3050	3.38	505		mg/Kg	++	0.05	0.3		
SREV	THALLIUM	-MS-3050	0.2	505	B	mg/Kg	++	0.05	0.3		
SREV	URANIUM	-MS-3050	1.17	505		mg/Kg	++	0.05	0.3		TB ZB

L71134-15

Tag: Measured: 8/29/2008 8:47:00 AM

Status	Parm_Stored	Type	Value	Dil	Qual	Units	Appv	MDL	RDL	Text Value	Ext Qual
SREV	ANTIMONY	-MS-3050	0.6	505	B	mg/Kg	++	0.2	1		M2
SREV	ARSENIC	-MS-3050	8.2	505		mg/Kg	++	0.3	0.5		RL
SREV	LEAD	-MS-3050	51.9	505		mg/Kg	++	0.05	0.3		M3
SREV	SELENIUM	-MS-3050	2.85	505		mg/Kg	++	0.05	0.3		
SREV	THALLIUM	-MS-3050	0.17	505	B	mg/Kg	++	0.05	0.3		
SREV	URANIUM	-MS-3050	1.29	505		mg/Kg	++	0.05	0.3		TB ZB

L71134-16

Tag: Measured: 8/29/2008 8:53:00 AM

Status	Parm_Stored	Type	Value	Dil	Qual	Units	Appv	MDL	RDL	Text Value	Ext Qual
SREV	ANTIMONY	-MS-3050	13.6	505		mg/Kg	++	0.2	1		M2
SREV	ARSENIC	-MS-3050	64.8	505		mg/Kg	++	0.3	0.5		RL
REDO	LEAD	REG	767	505		mg/Kg	++	0.05	0.3		
SREV	SELENIUM	-MS-3050	7.85	505		mg/Kg	++	0.05	0.3		
SREV	THALLIUM	-MS-3050	0.22	505	B	mg/Kg	++	0.05	0.3		
SREV	URANIUM	-MS-3050	5.2	505		mg/Kg	++	0.05	0.3		TB ZB

L71134-17

Tag: Measured: 8/29/2008 9:00:00 AM

Status	Parm_Stored	Type	Value	Dil	Qual	Units	Appv	MDL	RDL	Text Value	Ext Qual
SREV	ANTIMONY	-MS-3050	2	505		mg/Kg	++	0.2	1		M2
SREV	ARSENIC	-MS-3050	16	505		mg/Kg	++	0.3	0.5		RL
REDO	LEAD	REG	273	505		mg/Kg	++	0.05	0.3		
SREV	SELENIUM	-MS-3050	2.86	505		mg/Kg	++	0.05	0.3		
SREV	THALLIUM	-MS-3050	0.17	505	B	mg/Kg	++	0.05	0.3		
SREV	URANIUM	-MS-3050	7.78	505		mg/Kg	++	0.05	0.3		TB ZB

L71134-17MS

Tag: Measured: 8/29/2008 9:06:00 AM

Status	Parm_Stored	Type	Value	Dil	Qual	Units	Appv	MDL	RDL	Text Value	Ext Qual
SREV	ANTIMONY	FOUND	4.89	505		mg/Kg	++	0.2	1		
SREV	ANTIMONY	REC	57.2	505		%	ALRT	0.2	1		M2
SREV	ARSENIC	FOUND	46.89	505		mg/Kg	++	0.3	0.5		
SREV	ARSENIC	REC	122.3	505		%	++	0.3	0.5		
SREV	LEAD	FOUND	370.418	505		mg/Kg	++	0.05	0.3		
SREV	LEAD	REC	385.8	505		%	ALRT	0.05	0.3		M3
SREV	SELENIUM	FOUND	15.584	505		mg/Kg	++	0.05	0.3		
SREV	SELENIUM	REC	100.8	505		%	++	0.05	0.3		
SREV	THALLIUM	FOUND	23.548	505		mg/Kg	++	0.05	0.3		
SREV	THALLIUM	REC	92.4	505		%	++	0.05	0.3		
SREV	URANIUM	FOUND	23.382	505		mg/Kg	++	0.05	0.3		
SREV	URANIUM	REC	123.6	505		%	++	0.05	0.3		

L71134-17MSD

Tag: Measured: 8/29/2008 9:13:00 AM

Status	Parm_Stored	Type	Value	Dil	Qual	Units	Appv	MDL	RDL	Text Value	Ext Qual
SREV	ANTIMONY	FOUND	5.17	505		mg/Kg	++	0.2	1		
SREV	ANTIMONY	REC	62.8	505		%	ALRT	0.2	1		M2
SREV	ANTIMONY	RPD	5.57	505		%	++	0.2	1		
SREV	ARSENIC	FOUND	45.47	505		mg/Kg	++	0.3	0.5		
SREV	ARSENIC	REC	116.7	505		%	++	0.3	0.5		
SREV	ARSENIC	RPD	3.07	505		%	++	0.3	0.5		
SREV	LEAD	FOUND	397.082	505		mg/Kg	++	0.05	0.3		
SREV	LEAD	REC	491.4	505		%	ALRT	0.05	0.3		M3
SREV	LEAD	RPD	6.95	505		%	++	0.05	0.3		
SREV	SELENIUM	FOUND	15.862	505		mg/Kg	++	0.05	0.3		
SREV	SELENIUM	REC	103	505		%	++	0.05	0.3		
SREV	SELENIUM	RPD	1.77	505		%	++	0.05	0.3		
SREV	THALLIUM	FOUND	23.649	505		mg/Kg	++	0.05	0.3		
SREV	THALLIUM	REC	92.8	505		%	++	0.05	0.3		
SREV	THALLIUM	RPD	0.43	505		%	++	0.05	0.3		
SREV	URANIUM	FOUND	22.988	505		mg/Kg	++	0.05	0.3		
SREV	URANIUM	REC	120.5	505		%	++	0.05	0.3		
SREV	URANIUM	RPD	1.7	505		%	++	0.05	0.3		

WG250829CCV3

Tag: Measured: 8/29/2008 9:19:00 AM

Status	Parm_Stored	Type	Value	Dil	Qual	Units	Appv	MDL	RDL	Text Value	Ext Qual
SREV	ANTIMONY	FOUND	0.01976	1		mg/L	++	0.0004	0.002		
SREV	ANTIMONY	REC	98.5	1		%	++	0.0004	0.002		
SREV	ARSENIC	FOUND	0.0535	1		mg/L	++	0.0005	0.001		
SREV	ARSENIC	REC	107	1		%	++	0.0005	0.001		
SREV	LEAD	FOUND	0.04909	1		mg/L	++	0.0001	0.0005		
SREV	LEAD	REC	98.2	1		%	++	0.0001	0.0005		
SREV	SELENIUM	FOUND	0.05154	1		mg/L	++	0.0001	0.0005		
SREV	SELENIUM	REC	103.1	1		%	++	0.0001	0.0005		
SREV	THALLIUM	FOUND	0.05141	1		mg/L	++	0.0001	0.0005		
SREV	THALLIUM	REC	102.8	1		%	++	0.0001	0.0005		
SREV	URANIUM	FOUND	0.04987	1		mg/L	++	0.0001	0.0005		
SREV	URANIUM	REC	99.7	1		%	++	0.0001	0.0005		

WG250829CCB3

Tag:

Measured: 8/29/2008 9:26:00 AM

Status	Parm_Stored	Type	Value	Dil	Qual	Units	Appv	MDL	RDL	Text Value	Ext Qual
SREV	ANTIMONY	FOUND		1	U	mg/L	++	0.0004	0.002		
SREV	ARSENIC	FOUND		1	U	mg/L	++	0.0005	0.001		
SREV	LEAD	FOUND		1	U	mg/L	++	0.0001	0.0005		
SREV	SELENIUM	FOUND		1	U	mg/L	++	0.0001	0.0005		
SREV	THALLIUM	FOUND	0.00021	1	B	mg/L	++	0.0001	0.0005		
SREV	URANIUM	FOUND		1	U	mg/L	++	0.0001	0.0005		

6020 QC Tune Report

Data File: C:\ICPCHEM\1\DATA\080828at.b\0016TUN.D
Date Acquired: Aug 28 2008 06:22 pm
Acq. Method: TN6020.M
Operator: SCP
Sample Name: 6020 Tune
Misc Info:
Vial Number: 1201
Current Method: C:\ICPCHEM\1\METHODS\TN6020.M

RSD (%)

Element	Actual	Required	Flag
7 Li	0.56	5.00	
59 Co	0.70	5.00	
115 In	1.02	5.00	
205 Tl	0.94	5.00	

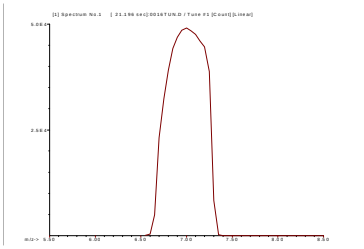

7 Li
Mass Calib.
Actual: 7.00
Required: 6.90 - 7.10
Flag:
Peak Width
Actual: 0.60
Required: 0.90
Flag:

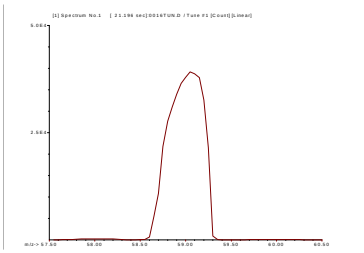

59 Co
Mass Calib.
Actual: 59.05
Required: 58.90 - 59.10
Flag:
Peak Width
Actual: 0.60
Required: 0.90
Flag:

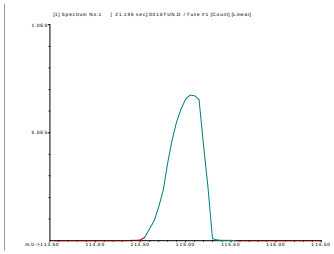

115 In
Mass Calib.
Actual: 115.05
Required: 114.90 - 115.10
Flag:
Peak Width
Actual: 0.60
Required: 0.90
Flag:

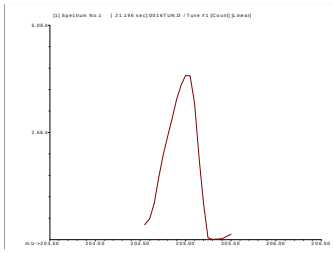

205 Tl
Mass Calib.
Actual: 205.00
Required: 204.90 - 205.10
Flag:
Peak Width
Actual: 0.55
Required: 0.90
Flag:

Calibration Coefficients

Sample Name: **CCV**
Date Acquired: **Aug 29 2008 09:19 am**
Acq. Method: **6020ACZ4.M**
Current Method Pa**\ICPCHEM\1\DATA\wg250829.b**
Calibration Path**\ICPCHEM\1\DATA\wg250829.b**

Element Name	Mass	Calibration Corr Coef	Tune Step	IS Ref
Be	9	1.0000	3	6
B	11	1.0000	3	6
Al	27	1.0000	3	72
V	51	1.0000	2	45
Cr	52	0.9999	2	45
Mn	55	1.0000	3	72
Co	59	0.9997	3	72
Ni	60	0.9999	2	45
Cu	63	0.9999	2	45
Zn	66	0.9999	2	72
As	75	0.9999	2	45
Se	78	1.0000	1	72
Mo	98	0.9999	3	115
Ag	107	1.0000	3	115
Cd	111	0.9999	3	115
Sn	118	1.0000	3	115
Sb	121	0.9999	3	115
Ba	137	1.0000	3	115
Tl	205	0.9996	3	209
Pb	208	0.9999	3	209
Th	232	1.0000	3	209
U	238	1.0000	3	209

Calibration Blank QC Report

Data File: C:\ICPCHEM\1\DATA\wg250829.b\002CAL
Date Acquired: Aug 29 2008 05:06 am
Operator:
Sample Name: Calblk
Misc Info:
Vial Number: 1101
Current Method: C:\ICPCHEM\1\DATA\wg250829.b\6020AC
Calibration File: C:\ICPCHEM\1\DATA\wg250829.b\6020AC
Last Cal Update: Aug 29 2008 09:38 am
Sample Type: CalBlk
Total Dil Factor: 1.00

QC&ISTD Elements

Element		CPS Mean		SD	RSD(%)
6	Li	349784.50	P	2785.00	0.80
7	(Li)		P		
9	Be	26.67	P	5.77	21.65
11	B	2575.83	P	70.75	2.75
27	Al	8110.03	P	814.30	10.04
45	Sc	183630.00	P	425.30	0.23
45	Sc	66903.71	P	423.50	0.63
45	Sc	1529217.00	A	1290.00	0.08
51	V	198.67	P	3.46	1.74
52	Cr	110.22	P	5.18	4.70
55	Mn	1880.17	P	37.87	2.01
59	Co	136.67	P	14.53	10.63
60	Ni	59.11	P	4.68	7.92
63	Cu	3330.37	P	15.93	0.48
66	Zn	1914.21	P	62.32	3.26
72	Ge	38171.73	P	176.10	0.46
72	Ge	31516.34	P	233.90	0.74
72	Ge	279761.91	P	2965.00	1.06
74	Ge	54262.60	P	243.60	0.45
74	Ge	47158.97	P	176.30	0.37
74	Ge	392990.09	P	3346.00	0.85
75	As	8.22	P	3.42	41.61
78	Se	2.37	P	0.64	27.06
98	Mo	67.78	P	10.18	15.02
107	Ag	22.22	P	3.85	17.32
111	Cd	16.54	P	2.10	12.69
115	In	353275.81	P	360.00	0.10
115	In	147226.70	P	1103.00	0.75
115	In	1156440.00	A	8066.00	0.70
118	Sn	217.79	P	18.96	8.71
121	Sb	102.96	P	4.63	4.49
137	Ba	94.45	P	15.03	15.91
159	Tb	1585592.00	A	17200.00	1.08
205	Tl	413.35	P	15.28	3.70
208	Pb	891.16	P	12.62	1.42
209	Bi	1656695.00	A	12970.00	0.78
232	Th	199.26	P	37.34	18.74
238	U	147.78	P	33.72	22.82

Calibration Blank QC Report

Data File: C:\ICPCHEM\1\DATA\wg250829.b\003CAL
Date Acquired: Aug 29 2008 05:13 am
Operator:
Sample Name: Calblk
Misc Info:
Vial Number: 1102
Current Method: C:\ICPCHEM\1\DATA\wg250829.b\6020AC
Calibration File: C:\ICPCHEM\1\DATA\wg250829.b\6020AC
Last Cal Update: Aug 29 2008 09:38 am
Sample Type: CalBlk
Total Dil Factor: 1.00

QC&ISTD Elements

Element		CPS Mean		SD	RSD(%)
6	Li	350909.19	P	2720.00	0.78
7	(Li)		P		
9	Be	30.00	P	15.28	50.93
11	B	2461.37	P	138.40	5.62
27	Al	22900.99	P	807.50	3.53
45	Sc	184639.09	P	3359.00	1.82
45	Sc	69019.93	P	608.30	0.88
45	Sc	1518169.00	A	18260.00	1.20
51	V	212.67	P	4.37	2.06
52	Cr	122.89	P	5.67	4.61
55	Mn	2482.49	P	159.10	6.41
59	Co	220.01	P	20.82	9.46
60	Ni	58.22	P	3.67	6.31
63	Cu	3370.15	P	34.81	1.03
66	Zn	705.21	P	35.00	4.96
72	Ge	37931.14	P	829.30	2.19
72	Ge	32104.17	P	232.60	0.72
72	Ge	281441.81	P	1629.00	0.58
74	Ge	54041.38	P	1275.00	2.36
74	Ge	47754.29	P	309.50	0.65
74	Ge	394589.59	P	1672.00	0.42
75	As	6.67	P	1.16	17.33
78	Se	2.07	P	1.22	59.01
98	Mo	66.67	P	12.02	18.03
107	Ag	34.45	P	6.94	20.15
111	Cd	24.98	P	9.84	39.40
115	In	353103.00	P	3056.00	0.87
115	In	150584.00	P	895.20	0.59
115	In	1153512.00	A	6924.00	0.60
118	Sn	203.34	P	11.55	5.68
121	Sb	118.15	P	9.05	7.66
137	Ba	112.23	P	34.21	30.48
159	Tb	1585513.00	A	13230.00	0.83
205	Tl	417.80	P	31.68	7.58
208	Pb	943.38	P	23.09	2.45
209	Bi	1651055.00	A	1690.00	0.10
232	Th	334.45	P	7.29	2.18
238	U	261.12	P	9.62	3.68

Calibration Standard QC Report

Data File: C:\ICPCHEM\1\DATA\wg250829.b\004CALS.D\004CALS.D#
Date Acquired: Aug 29 2008 05:20 am
Operator:
Sample Name: PQV Std
Misc Info:
Vial Number: 1103
Current Method: C:\ICPCHEM\1\DATA\wg250829.b\6020ACZ4.M
Calibration File: C:\ICPCHEM\1\DATA\wg250829.b\6020ACZ4.C
Last Cal Update: Aug 29 2008 09:38 am
Sample Type: CalStd
Total Dil Factor: 1.00

QC&ISTD Elements

Element	CPS Mean		SD	RSD(%)
6 Li	350531.00	P	1751.00	0.50
7 (Li)		P		
9 Be	491.13	P	25.02	5.09
11 B	3486.02	P	165.30	4.74
27 Al	22505.90	P	193.70	0.86
45 Sc	189332.30	P	2953.00	1.56
45 Sc	69823.08	P	220.50	0.32
45 Sc	1535958.00	A	27400.00	1.78
51 V	853.81	P	15.00	1.76
52 Cr	501.57	P	23.86	4.76
55 Mn	17638.98	P	260.80	1.48
59 Co	1335.66	P	107.20	8.03
60 Ni	1121.16	P	22.20	1.98
63 Cu	5850.87	P	29.41	0.50
66 Zn	5954.87	P	124.30	2.09
72 Ge	39092.57	P	443.70	1.14
72 Ge	32522.26	P	244.80	0.75
72 Ge	282667.00	P	536.00	0.19
74 Ge	56181.50	P	625.00	1.11
74 Ge	48285.45	P	411.40	0.85
74 Ge	396434.19	P	1600.00	0.40
75 As	64.00	P	7.42	11.60
78 Se	7.56	P	1.35	17.89
98 Mo	5336.63	P	73.47	1.38
107 Ag	908.94	P	37.17	4.09
111 Cd	374.85	P	22.11	5.90
115 In	359619.81	P	6337.00	1.76
115 In	152035.30	P	654.90	0.43
115 In	1163799.00	A	4163.00	0.36
118 Sn	1385.67	P	35.65	2.57
121 Sb	4553.32	P	61.61	1.35
137 Ba	567.81	P	24.12	4.25
159 Tb	1592419.00	A	7402.00	0.46
205 Tl	3439.42	P	130.60	3.80
208 Pb	5456.16	P	167.90	3.08
209 Bi	1652222.00	A	10500.00	0.64
232 Th	40023.36	P	331.30	0.83
238 U	4406.43	P	83.46	1.89

ISTD Elements

Element	CPS Mean	RSD(%)	Ref Value	Rec(%)	QC Range(%)	Flag
6 Li	350530.97	0.50	350909.19	99.9	29.5 - 125.4	
45 Sc	189332.33	1.56	184639.14	102.5	29.5 - 125.4	
45 Sc	69823.09	0.32	69019.93	101.2	29.5 - 125.4	
45 Sc	1535958.40	1.78	1518169.00	101.2	29.5 - 125.4	
72 Ge	39092.57	1.14	37931.14	103.1	29.5 - 125.4	
72 Ge	32522.26	0.75	32104.17	101.3	29.5 - 125.4	
72 Ge	282667.00	0.19	281441.81	100.4	29.5 - 125.4	
74 Ge	56181.50	1.11	54041.38	104.0	29.5 - 125.4	
74 Ge	48285.45	0.85	47754.29	101.1	29.5 - 125.4	
74 Ge	396434.22	0.40	394589.59	100.5	29.5 - 125.4	
115 In	359619.81	1.76	353102.97	101.8	29.5 - 125.4	
115 In	152035.28	0.43	150584.02	101.0	29.5 - 125.4	
115 In	1163798.80	0.36	1153512.10	100.9	29.5 - 125.4	
159 Tb	1592419.00	0.46	1585513.00	100.4	29.5 - 125.4	
209 Bi	1652222.40	0.64	1651054.50	100.1	29.5 - 125.4	

ISTD Ref File : C:\ICPCHEM\1\DATA\wg250829.b\003CALB.D\003CALB.D#

--- :Element Failures --- :Max. Number of Failures Allowed
0 :ISTD Failures 0 :Max. Number of ISTD Failures Allowed

Data Results:
Analytes: Pass
ISTD: Pass

Calibration Standard QC Report

Data File: C:\ICPCHEM\1\DATA\wg250829.b\005CALS.D\005CALS.D#
Date Acquired: Aug 29 2008 05:26 am
Operator:
Sample Name: Level 3 Std
Misc Info:
Vial Number: 1104
Current Method: C:\ICPCHEM\1\DATA\wg250829.b\6020ACZ4.M
Calibration File: C:\ICPCHEM\1\DATA\wg250829.b\6020ACZ4.C
Last Cal Update: Aug 29 2008 09:38 am
Sample Type: CalStd
Total Dil Factor: 1.00

QC&ISTD Elements

Element	CPS Mean		SD	RSD(%)
6 Li	347539.00	P	18.59	0.01
7 (Li)		P		
9 Be	19827.73	P	153.70	0.78
11 B	4482.95	P	44.27	0.99
27 Al	384631.50	P	5116.00	1.33
45 Sc	190070.20	P	1096.00	0.58
45 Sc	69377.14	P	682.80	0.98
45 Sc	1503697.00	A	15330.00	1.02
51 V	13885.33	P	39.56	0.28
52 Cr	17029.23	P	169.50	1.00
55 Mn	135180.41	P	300.70	0.22
59 Co	109929.40	P	882.70	0.80
60 Ni	18830.86	P	108.80	0.58
63 Cu	53219.27	P	304.80	0.57
66 Zn	55234.59	P	249.70	0.45
72 Ge	38895.70	P	265.90	0.68
72 Ge	32374.41	P	380.00	1.17
72 Ge	278568.91	P	3104.00	1.11
74 Ge	56097.34	P	433.40	0.77
74 Ge	48278.40	P	305.10	0.63
74 Ge	391281.00	P	1441.00	0.37
75 As	2879.39	P	32.09	1.11
78 Se	1249.76	P	32.86	2.63
98 Mo	44038.15	P	244.20	0.55
107 Ag	19729.93	P	151.30	0.77
111 Cd	14884.71	P	246.30	1.65
115 In	358481.50	P	797.80	0.22
115 In	151280.09	P	1077.00	0.71
115 In	1155951.00	A	9016.00	0.78
118 Sn	48377.05	P	65.71	0.14
121 Sb	5701.50	P	97.92	1.72
137 Ba	53518.19	P	213.40	0.40
159 Tb	1590598.00	A	12200.00	0.77
205 Tl	128649.60	P	1526.00	1.19
208 Pb	436343.81	P	1782.00	0.41
209 Bi	1642364.00	A	7436.00	0.45
232 Th	168561.30	P	1179.00	0.70
238 U	170567.20	P	1410.00	0.83

ISTD Elements

Element	CPS Mean	RSD(%)	Ref Value	Rec(%)	QC Range(%)	Flag
6 Li	347539.06	0.01	350909.19	99.0	29.5 - 125.4	
45 Sc	190070.16	0.58	184639.14	102.9	29.5 - 125.4	
45 Sc	69377.14	0.98	69019.93	100.5	29.5 - 125.4	
45 Sc	1503697.10	1.02	1518169.00	99.0	29.5 - 125.4	
72 Ge	38895.70	0.68	37931.14	102.5	29.5 - 125.4	
72 Ge	32374.41	1.17	32104.17	100.8	29.5 - 125.4	
72 Ge	278568.91	1.11	281441.81	99.0	29.5 - 125.4	
74 Ge	56097.34	0.77	54041.38	103.8	29.5 - 125.4	
74 Ge	48278.40	0.63	47754.29	101.1	29.5 - 125.4	
74 Ge	391281.03	0.37	394589.59	99.2	29.5 - 125.4	
115 In	358481.50	0.22	353102.97	101.5	29.5 - 125.4	
115 In	151280.14	0.71	150584.02	100.5	29.5 - 125.4	
115 In	1155951.00	0.78	1153512.10	100.2	29.5 - 125.4	
159 Tb	1590597.90	0.77	1585513.00	100.3	29.5 - 125.4	
209 Bi	1642364.40	0.45	1651054.50	99.5	29.5 - 125.4	

ISTD Ref File : C:\ICPCHEM\1\DATA\wg250829.b\003CALB.D\003CALB.D#

--- :Element Failures --- :Max. Number of Failures Allowed
0 :ISTD Failures 0 :Max. Number of ISTD Failures Allowed

Data Results:
Analytes: Pass
ISTD: Pass

Calibration Standard QC Report

Data File: C:\ICPCHEM\1\DATA\wg250829.b\006CALS.D\006CALS.D#
Date Acquired: Aug 29 2008 05:33 am
Operator:
Sample Name: Level 4 Std
Misc Info:
Vial Number: 1105
Current Method: C:\ICPCHEM\1\DATA\wg250829.b\6020ACZ4.M
Calibration File: C:\ICPCHEM\1\DATA\wg250829.b\6020ACZ4.C
Last Cal Update: Aug 29 2008 09:38 am
Sample Type: CalStd
Total Dil Factor: 1.00

QC&ISTD Elements

Element	CPS Mean		SD	RSD(%)
6 Li	347394.50	P	2007.00	0.58
7 (Li)		P		
9 Be	97648.62	P	425.40	0.44
11 B	12327.14	P	248.70	2.02
27 Al	1919478.00	A	3720.00	0.19
45 Sc	190058.09	P	1968.00	1.04
45 Sc	69233.83	P	417.90	0.60
45 Sc	1512962.00	A	7680.00	0.51
51 V	66509.10	P	166.80	0.25
52 Cr	82091.56	P	137.10	0.17
55 Mn	691148.81	A	7267.00	1.05
59 Co	528000.50	P	2780.00	0.53
60 Ni	90399.22	P	441.60	0.49
63 Cu	243986.30	P	1339.00	0.55
66 Zn	264393.59	P	579.40	0.22
72 Ge	38978.10	P	373.50	0.96
72 Ge	32081.36	P	236.70	0.74
72 Ge	278338.91	P	1201.00	0.43
74 Ge	56324.30	P	648.10	1.15
74 Ge	47817.51	P	299.10	0.63
74 Ge	391442.19	P	1270.00	0.32
75 As	13749.80	P	160.80	1.17
78 Se	6033.97	P	44.83	0.74
98 Mo	217053.91	P	1626.00	0.75
107 Ag	95887.01	P	110.20	0.11
111 Cd	72372.11	P	324.90	0.45
115 In	360946.19	P	4626.00	1.28
115 In	150694.59	P	888.90	0.59
115 In	1161069.00	A	8397.00	0.72
118 Sn	236093.30	P	399.00	0.17
121 Sb	27134.47	P	201.60	0.74
137 Ba	260453.59	P	711.00	0.27
159 Tb	1590883.00	A	8945.00	0.56
205 Tl	626418.38	P	3993.00	0.64
208 Pb	2164867.00	A	7537.00	0.35
209 Bi	1665744.00	A	13410.00	0.81
232 Th	872671.63	A	6757.00	0.77
238 U	879618.63	A	4791.00	0.54

ISTD Elements

Element	CPS Mean	RSD(%)	Ref Value	Rec(%)	QC Range(%)	Flag
6 Li	347394.50	0.58	350909.19	99.0	29.5 - 125.4	
45 Sc	190058.14	1.04	184639.14	102.9	29.5 - 125.4	
45 Sc	69233.83	0.60	69019.93	100.3	29.5 - 125.4	
45 Sc	1512962.10	0.51	1518169.00	99.7	29.5 - 125.4	
72 Ge	38978.10	0.96	37931.14	102.8	29.5 - 125.4	
72 Ge	32081.36	0.74	32104.17	99.9	29.5 - 125.4	
72 Ge	278338.91	0.43	281441.81	98.9	29.5 - 125.4	
74 Ge	56324.30	1.15	54041.38	104.2	29.5 - 125.4	
74 Ge	47817.51	0.63	47754.29	100.1	29.5 - 125.4	
74 Ge	391442.19	0.32	394589.59	99.2	29.5 - 125.4	
115 In	360946.22	1.28	353102.97	102.2	29.5 - 125.4	
115 In	150694.56	0.59	150584.02	100.1	29.5 - 125.4	
115 In	1161069.30	0.72	1153512.10	100.7	29.5 - 125.4	
159 Tb	1590883.00	0.56	1585513.00	100.3	29.5 - 125.4	
209 Bi	1665744.40	0.81	1651054.50	100.9	29.5 - 125.4	

ISTD Ref File : C:\ICPCHEM\1\DATA\wg250829.b\003CALB.D\003CALB.D#

--- :Element Failures --- :Max. Number of Failures Allowed
0 :ISTD Failures 0 :Max. Number of ISTD Failures Allowed

Data Results:
Analytes: Pass
ISTD: Pass

Calibration Standard QC Report

Data File: C:\ICPCHEM\1\DATA\wg250829.b\007CALS.D\007CALS.D#
Date Acquired: Aug 29 2008 05:40 am
Operator:
Sample Name: Level 5 Std
Misc Info:
Vial Number: 1106
Current Method: C:\ICPCHEM\1\DATA\wg250829.b\6020ACZ4.M
Calibration File: C:\ICPCHEM\1\DATA\wg250829.b\6020ACZ4.C
Last Cal Update: Aug 29 2008 09:38 am
Sample Type: CalStd
Total Dil Factor: 1.00

QC&ISTD Elements

Element	CPS Mean		SD	RSD(%)
6 Li	348129.59	P	1017.00	0.29
7 (Li)		P		
9 Be	198893.20	P	1304.00	0.66
11 B	22418.90	P	599.60	2.67
27 Al	3805896.00	A	48770.00	1.28
45 Sc	191979.91	P	1048.00	0.55
45 Sc	70033.85	P	2221.00	3.17
45 Sc	1497549.00	A	5529.00	0.37
51 V	135706.70	P	2478.00	1.83
52 Cr	170953.30	P	2361.00	1.38
55 Mn	1361770.00	A	10240.00	0.75
59 Co	1104625.00	A	7434.00	0.67
60 Ni	187369.09	P	1280.00	0.68
63 Cu	502121.00	P	2616.00	0.52
66 Zn	534993.31	P	3085.00	0.58
72 Ge	39509.13	P	679.80	1.72
72 Ge	32462.64	P	445.50	1.37
72 Ge	277106.59	P	2909.00	1.05
74 Ge	57151.72	P	951.20	1.66
74 Ge	48509.60	P	516.20	1.06
74 Ge	390181.69	P	3234.00	0.83
75 As	28746.77	P	411.20	1.43
78 Se	12349.94	P	204.20	1.65
98 Mo	442935.31	P	2375.00	0.54
107 Ag	193760.59	P	624.40	0.32
111 Cd	148274.70	P	787.10	0.53
115 In	363351.59	P	3014.00	0.83
115 In	152764.30	P	2808.00	1.84
115 In	1154036.00	A	8291.00	0.72
118 Sn	473585.50	P	2827.00	0.60
121 Sb	55333.08	P	203.90	0.37
137 Ba	521677.59	P	3283.00	0.63
159 Tb	1598170.00	A	14500.00	0.91
205 Tl	1326192.00	A	5772.00	0.44
208 Pb	4487670.00	A	35620.00	0.79
209 Bi	1668575.00	A	17900.00	1.07
232 Th	1732435.00	A	7543.00	0.44
238 U	1757086.00	A	14100.00	0.80

ISTD Elements

Element	CPS Mean	RSD(%)	Ref Value	Rec(%)	QC Range(%)	Flag
6 Li	348129.59	0.29	350909.19	99.2	29.5 - 125.4	
45 Sc	191979.92	0.55	184639.14	104.0	29.5 - 125.4	
45 Sc	70033.84	3.17	69019.93	101.5	29.5 - 125.4	
45 Sc	1497549.30	0.37	1518169.00	98.6	29.5 - 125.4	
72 Ge	39509.13	1.72	37931.14	104.2	29.5 - 125.4	
72 Ge	32462.64	1.37	32104.17	101.1	29.5 - 125.4	
72 Ge	277106.66	1.05	281441.81	98.5	29.5 - 125.4	
74 Ge	57151.72	1.66	54041.38	105.8	29.5 - 125.4	
74 Ge	48509.60	1.06	47754.29	101.6	29.5 - 125.4	
74 Ge	390181.72	0.83	394589.59	98.9	29.5 - 125.4	
115 In	363351.63	0.83	353102.97	102.9	29.5 - 125.4	
115 In	152764.30	1.84	150584.02	101.4	29.5 - 125.4	
115 In	1154036.40	0.72	1153512.10	100.0	29.5 - 125.4	
159 Tb	1598169.60	0.91	1585513.00	100.8	29.5 - 125.4	
209 Bi	1668574.50	1.07	1651054.50	101.1	29.5 - 125.4	

ISTD Ref File : C:\ICPCHEM\1\DATA\wg250829.b\003CALB.D\003CALB.D#

--- :Element Failures --- :Max. Number of Failures Allowed
0 :ISTD Failures 0 :Max. Number of ISTD Failures Allowed

Data Results:
Analytes: Pass
ISTD: Pass

Initial Calibration Verification (CCV) QC Report

Data File: C:\ICPCHEM\1\DATA\wg250829.b\008_QCS.D\008_QCS.D#
Date Acquired: Aug 29 2008 05:46 am
Operator:
Sample Name: ICV
Misc Info:
Vial Number: 1107
Current Method: C:\ICPCHEM\1\DATA\wg250829.b\6020ACZ4.M
Calibration File: C:\ICPCHEM\1\DATA\wg250829.b\6020ACZ4.C
Last Cal Update: Aug 29 2008 09:38 am
Sample Type: QCS
Total Dil Factor: 1.00

Data Results:

Analytes: Pass
ISTD: Pass

QC Elements

Element	IS Ref	Tune	Conc. ppb	RSD(%)	Expected	Rec(%)	QC Range(%)	Flag
9 Be	6	3	49.870	0.83	50.00	99.7	89 - 110	
11 B	6	3	20.500	0.95	20.00	102.5	89 - 110	
27 Al	72	3	110.300	0.56	100.00	110.3	89 - 110	
51 V	45	2	50.020	0.33	50.00	100.0	89 - 110	
52 Cr	45	2	51.560	0.60	50.00	103.1	89 - 110	
55 Mn	72	3	49.850	0.86	50.00	99.7	89 - 110	
59 Co	72	3	48.590	0.95	50.00	97.2	89 - 110	
60 Ni	45	2	50.550	0.94	50.00	101.1	89 - 110	
63 Cu	45	2	50.610	0.64	50.00	101.2	89 - 110	
66 Zn	72	3	50.920	1.14	50.00	101.8	89 - 110	
75 As	45	2	51.470	1.35	50.00	102.9	89 - 110	
78 Se	72	1	51.020	1.39	50.00	102.0	89 - 110	
98 Mo	115	3	19.700	1.05	20.00	98.5	89 - 110	
107 Ag	115	3	19.130	0.74	20.00	95.7	89 - 110	
111 Cd	115	3	49.460	1.02	50.00	98.9	89 - 110	
118 Sn	115	3	49.190	0.84	50.00	98.4	89 - 110	
121 Sb	115	3	19.640	0.48	20.00	98.2	89 - 110	
137 Ba	115	3	50.470	1.81	50.00	100.9	89 - 110	
205 Tl	209	3	50.290	0.93	50.00	100.6	89 - 110	
208 Pb	209	3	48.370	0.81	50.00	96.7	89 - 110	
232 Th	209	3	50.020	0.68	50.00	100.0	89 - 110	
238 U	209	3	48.160	0.11	50.00	96.3	89 - 110	

ISTD Elements

Element	Tune	CPS Mean	RSD(%)	Ref Value	Rec(%)	QC Range(%)	Flag
6 Li	3	348006	0.45	350909	99.2	29 - 125	
45 Sc	1	186824	0.22	184639	101.2	29 - 125	
45 Sc	2	68623	0.14	69020	99.4	29 - 125	
45 Sc	3	1500957	1.19	1518169	98.9	29 - 125	
72 Ge	1	38430	0.71	37931	101.3	29 - 125	
72 Ge	2	32030	0.35	32104	99.8	29 - 125	
72 Ge	3	273308	0.41	281442	97.1	29 - 125	
74 Ge	1	54852	0.30	54041	101.5	29 - 125	
74 Ge	2	47514	0.38	47754	99.5	29 - 125	
74 Ge	3	384572	0.71	394590	97.5	29 - 125	
115 In	1	353823	0.71	353103	100.2	29 - 125	
115 In	2	149651	0.25	150584	99.4	29 - 125	
115 In	3	1140663	1.13	1153512	98.9	29 - 125	
159 Tb	3	1574666	1.80	1585513	99.3	29 - 125	
209 Bi	3	1639784	0.87	1651055	99.3	29 - 125	

Tune File# 1 c:\icpchem\1\7500\h2.u
Tune File# 2 c:\icpchem\1\7500\he.u
Tune File# 3 c:\icpchem\1\7500\norm.u

ISTD Ref File : C:\ICPCHEM\1\DATA\wg250829.b\003CALB.D\003CALB.D#

0 :Element Failures
0 :ISTD Failures
0 :Max. Number of Failures Allowed
0 :Max. Number of ISTD Failures Allowed

Continuing Calibration Blank (CCB) QC Report

Data File: C:\ICPCHEM\1\DATA\wg250829.b\009_CCB.D\009_CCB.D#
Date Acquired: Aug 29 2008 05:53 am
Operator:
Sample Name: ICB
Misc Info:
Vial Number: 1102
Current Method: C:\ICPCHEM\1\DATA\wg250829.b\6020ACZ4.M
Calibration File: C:\ICPCHEM\1\DATA\wg250829.b\6020ACZ4.C
Last Cal Update: Aug 29 2008 09:38 am
Sample Type: CCB
Total Dil Factor: 1.00

Data Results:
Analytes: Pass
ISTD: Pass

QC Elements

Element	IS Ref	Tune	Conc.	RSD(%)	High Limit	Flag
9 Be	6	3	0.012 ppb	33.50	0.300	
11 B	6	3	0.230 ppb	56.59	1.500	
27 Al	72	3	0.630 ppb	5.38	3.000	
51 V	45	2	-0.029 ppb	27.39	0.600	
52 Cr	45	2	0.011 ppb	42.46	0.300	
55 Mn	72	3	0.027 ppb	44.70	1.500	
59 Co	72	3	-0.005 ppb	170.70	0.150	
60 Ni	45	2	-0.006 ppb	200.19	1.800	
63 Cu	45	2	0.038 ppb	197.54	1.500	
66 Zn	72	3	0.043 ppb	90.27	6.000	
75 As	45	2	0.261 ppb	28.66	1.500	
78 Se	72	1	0.012 ppb	161.90	3.000	
98 Mo	115	3	0.056 ppb	12.59	1.500	
107 Ag	115	3	0.006 ppb	56.93	0.150	
111 Cd	115	3	0.012 ppb	99.42	0.300	
118 Sn	115	3	0.049 ppb	39.61	0.300	
121 Sb	115	3	0.177 ppb	4.22	1.200	
137 Ba	115	3	0.011 ppb	153.49	0.300	
205 Tl	209	3	0.010 ppb	84.13	0.300	
208 Pb	209	3	0.006 ppb	85.03	0.300	
232 Th	209	3	0.041 ppb	5.28	3.000	
238 U	209	3	0.004 ppb	149.17	0.300	

ISTD Elements

Element	Tune	CPS Mean	RSD(%)	Ref Value	Rec(%)	QC Range(%)	Flag
6 Li	3	347632	0.32	350909	99.1	29 - 125	
45 Sc	1	184257	0.22	184639	99.8	29 - 125	
45 Sc	2	68905	2.86	69020	99.8	29 - 125	
45 Sc	3	1477302	0.87	1518169	97.3	29 - 125	
72 Ge	1	37869	1.01	37931	99.8	29 - 125	
72 Ge	2	32182	2.28	32104	100.2	29 - 125	
72 Ge	3	273303	0.77	281442	97.1	29 - 125	
74 Ge	1	54185	1.10	54041	100.3	29 - 125	
74 Ge	2	48258	2.01	47754	101.1	29 - 125	
74 Ge	3	384936	0.27	394590	97.6	29 - 125	
115 In	1	350519	0.63	353103	99.3	29 - 125	
115 In	2	151750	2.30	150584	100.8	29 - 125	
115 In	3	1128719	1.22	1153512	97.9	29 - 125	
159 Tb	3	1564486	0.02	1585513	98.7	29 - 125	
209 Bi	3	1632983	0.92	1651055	98.9	29 - 125	

Tune File# 1 c:\icpchem\1\7500\h2.u
Tune File# 2 c:\icpchem\1\7500\he.u
Tune File# 3 c:\icpchem\1\7500\norm.u

ISTD Ref File : C:\ICPCHEM\1\DATA\wg250829.b\003CALB.D\003CALB.D#

0 :Element Failures
0 :ISTD Failures

0 :Max. Number of Failures Allowed
0 :Max. Number of ISTD Failures Allowed

Continuing Calibration Blank (CCB) QC Report

Data File: C:\ICPCHEM\1\DATA\wg250829.b\010_CCB.D\010_CCB.D#
Date Acquired: Aug 29 2008 05:59 am
Operator:
Sample Name: ICSA
Misc Info:
Vial Number: 4510
Current Method: C:\ICPCHEM\1\DATA\wg250829.b\6020ACZ4.M
Calibration File: C:\ICPCHEM\1\DATA\wg250829.b\6020ACZ4.C
Last Cal Update: Aug 29 2008 09:38 am
Sample Type: CCB
Total Dil Factor: 1.00

Data Results:
Analytes: Fail
ISTD: Pass

QC Elements

Element	IS Ref	Tune	Conc.	RSD(%)	High Limit	Flag
9 Be	6	3	0.027 ppb	50.04	0.300	
11 B	6	3	0.567 ppb	31.01	1.500	
27 Al	72	3	46990.000 ppb	0.74	3.000	Fail
51 V	45	2	-0.178 ppb	3.37	0.600	
52 Cr	45	2	0.355 ppb	2.97	0.300	Fail
55 Mn	72	3	0.268 ppb	13.02	1.500	
59 Co	72	3	0.184 ppb	6.43	0.150	Fail
60 Ni	45	2	0.289 ppb	12.00	1.800	
63 Cu	45	2	0.062 ppb	74.59	1.500	
66 Zn	72	3	2.103 ppb	6.07	6.000	
75 As	45	2	0.185 ppb	42.01	1.500	
78 Se	72	1	0.097 ppb	20.91	3.000	
98 Mo	115	3	1030.000 ppb	1.43	1.500	Fail
107 Ag	115	3	0.064 ppb	13.80	0.150	
111 Cd	115	3	0.135 ppb	34.82	0.300	
118 Sn	115	3	0.040 ppb	37.09	0.300	
121 Sb	115	3	0.037 ppb	19.74	1.200	
137 Ba	115	3	1.283 ppb	0.70	0.300	Fail
205 Tl	209	3	0.006 ppb	29.12	0.300	
208 Pb	209	3	0.155 ppb	4.49	0.300	
232 Th	209	3	0.038 ppb	3.52	3.000	
238 U	209	3	0.012 ppb	13.66	0.300	

ISTD Elements

Element	Tune	CPS Mean	RSD(%)	Ref Value	Rec(%)	QC Range(%)	Flag
6 Li	3	315359	0.76	350909	89.9	29 - 125	
45 Sc	1	175763	1.20	184639	95.2	29 - 125	
45 Sc	2	64705	0.23	69020	93.7	29 - 125	
45 Sc	3	1408615	0.54	1518169	92.8	29 - 125	
72 Ge	1	35928	1.13	37931	94.7	29 - 125	
72 Ge	2	30300	0.29	32104	94.4	29 - 125	
72 Ge	3	263335	0.95	281442	93.6	29 - 125	
74 Ge	1	51165	1.81	54041	94.7	29 - 125	
74 Ge	2	44716	0.17	47754	93.6	29 - 125	
74 Ge	3	361040	1.14	394590	91.5	29 - 125	
115 In	1	329395	0.80	353103	93.3	29 - 125	
115 In	2	140781	0.22	150584	93.5	29 - 125	
115 In	3	1061735	1.59	1153512	92.0	29 - 125	
159 Tb	3	1492482	1.34	1585513	94.1	29 - 125	
209 Bi	3	1491776	1.18	1651055	90.4	29 - 125	

Tune File# 1 c:\icpchem\1\7500\h2.u
Tune File# 2 c:\icpchem\1\7500\he.u
Tune File# 3 c:\icpchem\1\7500\norm.u

ISTD Ref File : C:\ICPCHEM\1\DATA\wg250829.b\003CALB.D\003CALB.D#

5 :Element Failures
0 :ISTD Failures

0 :Max. Number of Failures Allowed
0 :Max. Number of ISTD Failures Allowed

Sample QC Report

Data File: C:\ICPCHEM\1\DATA\wg250829.b\011SMPL.D\011SMPL.D#
Date Acquired: Aug 29 2008 06:06 am
Acq. Method: 6020ACZ4.M
Operator:
Sample Name: ICSAB
Misc Info:
Vial Number: 4511
Current Method: C:\ICPCHEM\1\DATA\wg250829.b\6020ACZ4.M
Calibration File: C:\ICPCHEM\1\DATA\wg250829.b\6020ACZ4.C
Last Cal. Update: Aug 29 2008 09:38 am
Sample Type: Sample
Dilution Factor: 1.00
Autodil Factor: Undiluted
Final Dil Factor: 1.00

Data Results:

Analytes: Fail
ISTD: Pass

QC Elements

Element	IS Ref	Tune	Corr Conc	Raw Conc	Units	RSD(%)	High Limit	Flag
9 Be	6	3	19.480	19.480	ppb	1.43	200.00	
11 B	6	3	3.966	3.966	ppb	4.97	20.00	
27 Al	72	3	46,620.000	46620.000	ppb	1.46	1000.00	OCAL
51 V	45	2	19.280	19.280	ppb	1.09	200.00	
52 Cr	45	2	18.890	18.890	ppb	0.58	200.00	
55 Mn	72	3	17.630	17.630	ppb	0.74	200.00	
59 Co	72	3	17.960	17.960	ppb	0.90	200.00	
60 Ni	45	2	18.150	18.150	ppb	1.23	500.00	
63 Cu	45	2	17.460	17.460	ppb	1.29	500.00	
66 Zn	72	3	21.350	21.350	ppb	1.18	1000.00	
75 As	45	2	21.490	21.490	ppb	3.04	500.00	
78 Se	72	1	21.360	21.360	ppb	2.85	500.00	
98 Mo	115	3	1,040.000	1040.000	ppb	2.32	200.00	OCAL
107 Ag	115	3	8.678	8.678	ppb	2.66	50.00	
111 Cd	115	3	19.410	19.410	ppb	3.05	200.00	
118 Sn	115	3	18.260	18.260	ppb	2.79	200.00	
121 Sb	115	3	10.460	10.460	ppb	2.04	25.00	
137 Ba	115	3	19.550	19.550	ppb	4.46	500.00	
205 Tl	209	3	18.890	18.890	ppb	0.44	200.00	
208 Pb	209	3	18.980	18.980	ppb	1.25	500.00	
232 Th	209	3	20.130	20.130	ppb	0.83	200.00	
238 U	209	3	19.880	19.880	ppb	1.13	200.00	

ISTD Elements

Element	Tune	CPS Mean	RSD(%)	Ref Value	Rec(%)	QC Range(%)	Flag
6 Li	3	317943	0.75	350909	90.6	29.5 - 125.4	
45 Sc	1	177634	0.55	184639	96.2	29.5 - 125.4	
45 Sc	2	64796	0.73	69020	93.9	29.5 - 125.4	
45 Sc	3	1440780	0.89	1518169	94.9	29.5 - 125.4	
72 Ge	1	37003	0.66	37931	97.6	29.5 - 125.4	
72 Ge	2	30642	0.54	32104	95.4	29.5 - 125.4	
72 Ge	3	268550	0.59	281442	95.4	29.5 - 125.4	
74 Ge	1	52570	1.05	54041	97.3	29.5 - 125.4	
74 Ge	2	45272	0.52	47754	94.8	29.5 - 125.4	
74 Ge	3	368646	0.40	394590	93.4	29.5 - 125.4	
115 In	1	333098	0.61	353103	94.3	29.5 - 125.4	
115 In	2	141436	0.33	150584	93.9	29.5 - 125.4	
115 In	3	1095044	1.83	1153512	94.9	29.5 - 125.4	
159 Tb	3	1529230	0.33	1585513	96.5	29.5 - 125.4	
209 Bi	3	1531179	0.57	1651055	92.7	29.5 - 125.4	

Tune File# 1 c:\icpchem\1\7500\h2.u
Tune File# 2 c:\icpchem\1\7500\he.u
Tune File# 3 c:\icpchem\1\7500\norm.u

ISTD Ref File : C:\ICPCHEM\1\DATA\wg250829.b\003CALB.D\003CALB.D#

2 :Element Failures 0 :Max. Number of Failures Allowed
0 :ISTD Failures 0 :Max. Number of ISTD Failures Allowed

Sample QC Report

Data File: C:\ICPCHEM\1\DATA\wg250829.b\013SMPL.D\013SMPL.D#
Date Acquired: Aug 29 2008 06:20 am
Acq. Method: 6020ACZ4.M
Operator:
Sample Name: WG250513PBS
Misc Info:
Vial Number: 4310
Current Method: C:\ICPCHEM\1\DATA\wg250829.b\6020ACZ4.M
Calibration File: C:\ICPCHEM\1\DATA\wg250829.b\6020ACZ4.C
Last Cal. Update: Aug 29 2008 09:38 am
Sample Type: Sample
Dilution Factor: 500.00
Autodil Factor: Undiluted
Final Dil Factor: 500.00

Data Results:

Analytes:	**Pass**
ISTD:	**Pass**

QC Elements

Element	IS Ref	Tune	Corr Conc	Raw Conc	Units	RSD(%)	High Limit	Flag
9 Be	6	3	-10.625	-0.021	ppb	41.70	200.00	
11 B	6	3	107.400	0.215	ppb	70.44	20.00	
27 Al	72	3	-1,926.500	-3.853	ppb	0.91	1000.00	
51 V	45	2	445.350	0.891	ppb	5.91	200.00	
52 Cr	45	2	29.295	0.059	ppb	24.44	200.00	
55 Mn	72	3	-73.650	-0.147	ppb	6.50	200.00	
59 Co	72	3	-17.785	-0.036	ppb	2.56	200.00	
60 Ni	45	2	4.979	0.010	ppb	111.07	500.00	
63 Cu	45	2	68.550	0.137	ppb	23.17	500.00	
66 Zn	72	3	1,566.000	3.132	ppb	2.36	1000.00	
75 As	45	2	63.000	0.126	ppb	70.96	500.00	
78 Se	72	1	29.890	0.060	ppb	28.76	500.00	
98 Mo	115	3	284.950	0.570	ppb	7.45	200.00	
107 Ag	115	3	-0.475	-0.001	ppb	303.68	50.00	
111 Cd	115	3	-17.325	-0.035	ppb	1.00	200.00	
118 Sn	115	3	3,636.000	7.272	ppb	0.86	200.00	
121 Sb	115	3	78.200	0.156	ppb	2.32	25.00	
137 Ba	115	3	-16.060	-0.032	ppb	111.83	500.00	
205 Tl	209	3	-12.420	-0.025	ppb	5.53	200.00	
208 Pb	209	3	-21.310	-0.043	ppb	5.92	500.00	
232 Th	209	3	-12.545	-0.025	ppb	1.93	200.00	
238 U	209	3	-14.750	-0.030	ppb	2.03	200.00	

ISTD Elements

Element	Tune	CPS Mean	RSD(%)	Ref Value	Rec(%)	QC Range(%)	Flag
6 Li	3	268218	1.41	350909	76.4	29.5 - 125.4	
45 Sc	1	178960	1.94	184639	96.9	29.5 - 125.4	
45 Sc	2	63443	0.32	69020	91.9	29.5 - 125.4	
45 Sc	3	1295194	1.05	1518169	85.3	29.5 - 125.4	
72 Ge	1	38456	1.22	37931	101.4	29.5 - 125.4	
72 Ge	2	33023	1.05	32104	102.9	29.5 - 125.4	
72 Ge	3	278614	0.99	281442	99.0	29.5 - 125.4	
74 Ge	1	54844	0.38	54041	101.5	29.5 - 125.4	
74 Ge	2	49598	0.49	47754	103.9	29.5 - 125.4	
74 Ge	3	390730	0.93	394590	99.0	29.5 - 125.4	
115 In	1	351066	1.10	353103	99.4	29.5 - 125.4	
115 In	2	145255	0.23	150584	96.5	29.5 - 125.4	
115 In	3	1079009	1.35	1153512	93.5	29.5 - 125.4	
159 Tb	3	1529242	1.20	1585513	96.5	29.5 - 125.4	
209 Bi	3	1623335	1.42	1651055	98.3	29.5 - 125.4	

Tune File# 1 c:\icpchem\1\7500\h2.u
Tune File# 2 c:\icpchem\1\7500\he.u
Tune File# 3 c:\icpchem\1\7500\norm.u

ISTD Ref File : C:\ICPCHEM\1\DATA\wg250829.b\003CALB.D\003CALB.D#

0 :Element Failures 0 :Max. Number of Failures Allowed
0 :ISTD Failures 0 :Max. Number of ISTD Failures Allowed

Sample QC Report

Data File: C:\ICPCHEM\1\DATA\wg250829.b\014SMPL.D\014SMPL.D#
Date Acquired: Aug 29 2008 06:26 am
Acq. Method: 6020ACZ4.M
Operator:
Sample Name: WG250513LCSS
Misc Info:
Vial Number: 4311
Current Method: C:\ICPCHEM\1\DATA\wg250829.b\6020ACZ4.M
Calibration File: C:\ICPCHEM\1\DATA\wg250829.b\6020ACZ4.C
Last Cal. Update: Aug 29 2008 09:38 am
Sample Type: Sample
Dilution Factor: 5000.00
Autodil Factor: Undiluted
Final Dil Factor: 5000.00

Data Results:

Analytes: Fail
ISTD: Pass

QC Elements

Element	IS Ref	Tune	Corr Conc	Raw Conc	Units	RSD(%)	High Limit	Flag
9 Be	6	3	195,950.000	39.190	ppb	2.87	200.00	
11 B	6	3	141,400.000	28.280	ppb	2.43	20.00	OCAL
27 Al	72	3	###########	2842.000	ppb	2.25	1000.00	OCAL
51 V	45	2	114,700.000	22.940	ppb	0.25	200.00	
52 Cr	45	2	146,200.000	29.240	ppb	0.54	200.00	
55 Mn	72	3	415,000.000	83.000	ppb	1.56	200.00	
59 Co	72	3	129,450.000	25.890	ppb	2.11	200.00	
60 Ni	45	2	206,200.000	41.240	ppb	1.46	500.00	
63 Cu	45	2	74,150.000	14.830	ppb	0.39	500.00	
66 Zn	72	3	444,800.000	88.960	ppb	1.69	1000.00	
75 As	45	2	271,050.000	54.210	ppb	1.27	500.00	
78 Se	72	1	179,350.000	35.870	ppb	2.11	500.00	
98 Mo	115	3	130,600.000	26.120	ppb	1.72	200.00	
107 Ag	115	3	39,285.000	7.857	ppb	1.92	50.00	
111 Cd	115	3	83,900.000	16.780	ppb	1.32	200.00	
118 Sn	115	3	187,250.000	37.450	ppb	1.76	200.00	
121 Sb	115	3	120,400.000	24.080	ppb	1.34	25.00	
137 Ba	115	3	631,000.000	126.200	ppb	0.49	500.00	
205 Tl	209	3	191,450.000	38.290	ppb	0.25	200.00	
208 Pb	209	3	238,650.000	47.730	ppb	0.82	500.00	
232 Th	209	3	10,765.000	2.153	ppb	0.94	200.00	
238 U	209	3	2,175.000	0.435	ppb	4.50	200.00	

ISTD Elements

Element	Tune	CPS Mean	RSD(%)	Ref Value	Rec(%)	QC Range(%)	Flag
6 Li	3	345313	0.72	350909	98.4	29.5 - 125.4	
45 Sc	1	201202	0.18	184639	109.0	29.5 - 125.4	
45 Sc	2	74995	1.69	69020	108.7	29.5 - 125.4	
45 Sc	3	1589888	1.05	1518169	104.7	29.5 - 125.4	
72 Ge	1	44269	0.34	37931	116.7	29.5 - 125.4	
72 Ge	2	36078	2.12	32104	112.4	29.5 - 125.4	
72 Ge	3	299035	1.26	281442	106.3	29.5 - 125.4	
74 Ge	1	63337	1.49	54041	117.2	29.5 - 125.4	
74 Ge	2	53610	2.09	47754	112.3	29.5 - 125.4	
74 Ge	3	416794	1.36	394590	105.6	29.5 - 125.4	
115 In	1	379154	0.30	353103	107.4	29.5 - 125.4	
115 In	2	163871	1.64	150584	108.8	29.5 - 125.4	
115 In	3	1208492	1.48	1153512	104.8	29.5 - 125.4	
159 Tb	3	1645245	0.70	1585513	103.8	29.5 - 125.4	
209 Bi	3	1737808	0.78	1651055	105.3	29.5 - 125.4	

Tune File# 1 c:\icpchem\1\7500\h2.u
Tune File# 2 c:\icpchem\1\7500\he.u
Tune File# 3 c:\icpchem\1\7500\norm.u

ISTD Ref File : C:\ICPCHEM\1\DATA\wg250829.b\003CALB.D\003CALB.D#

2 :Element Failures 0 :Max. Number of Failures Allowed
0 :ISTD Failures 0 :Max. Number of ISTD Failures Allowed

Sample QC Report

Data File: C:\ICPCHEM\1\DATA\wg250829.b\015SMPL.D\015SMPL.D#
Date Acquired: Aug 29 2008 06:33 am
Acq. Method: 6020ACZ4.M
Operator:
Sample Name: WG250513LCSSD
Misc Info:
Vial Number: 4312
Current Method: C:\ICPCHEM\1\DATA\wg250829.b\6020ACZ4.M
Calibration File: C:\ICPCHEM\1\DATA\wg250829.b\6020ACZ4.C
Last Cal. Update: Aug 29 2008 09:38 am
Sample Type: Sample
Dilution Factor: 5000.00
Autodil Factor: Undiluted
Final Dil Factor: 5000.00

Data Results:

Analytes: Fail
ISTD: Pass

QC Elements

Element	IS Ref	Tune	Corr Conc	Raw Conc	Units	RSD(%)	High Limit	Flag
9 Be	6	3	183,250.000	36.650	ppb	1.97	200.00	
11 B	6	3	127,700.000	25.540	ppb	1.95	20.00	OCAL
27 Al	72	3	###########	2682.000	ppb	0.56	1000.00	OCAL
51 V	45	2	105,250.000	21.050	ppb	0.98	200.00	
52 Cr	45	2	135,550.000	27.110	ppb	0.60	200.00	
55 Mn	72	3	385,150.000	77.030	ppb	0.04	200.00	
59 Co	72	3	116,500.000	23.300	ppb	0.65	200.00	
60 Ni	45	2	185,050.000	37.010	ppb	0.47	500.00	
63 Cu	45	2	68,850.000	13.770	ppb	1.58	500.00	
66 Zn	72	3	418,050.000	83.610	ppb	0.80	1000.00	
75 As	45	2	263,150.000	52.630	ppb	2.17	500.00	
78 Se	72	1	166,000.000	33.200	ppb	2.51	500.00	
98 Mo	115	3	122,950.000	24.590	ppb	0.97	200.00	
107 Ag	115	3	37,980.000	7.596	ppb	0.59	50.00	
111 Cd	115	3	76,250.000	15.250	ppb	2.42	200.00	
118 Sn	115	3	179,050.000	35.810	ppb	0.34	200.00	
121 Sb	115	3	114,950.000	22.990	ppb	0.37	25.00	
137 Ba	115	3	596,500.000	119.300	ppb	0.25	500.00	
205 Tl	209	3	175,250.000	35.050	ppb	1.27	200.00	
208 Pb	209	3	226,650.000	45.330	ppb	0.23	500.00	
232 Th	209	3	14,500.000	2.900	ppb	1.72	200.00	
238 U	209	3	2,015.000	0.403	ppb	5.66	200.00	

ISTD Elements

Element	Tune	CPS Mean	RSD(%)	Ref Value	Rec(%)	QC Range(%)	Flag
6 Li	3	359185	0.35	350909	102.4	29.5 - 125.4	
45 Sc	1	201472	1.20	184639	109.1	29.5 - 125.4	
45 Sc	2	74736	1.47	69020	108.3	29.5 - 125.4	
45 Sc	3	1631236	1.47	1518169	107.4	29.5 - 125.4	
72 Ge	1	42809	1.27	37931	112.9	29.5 - 125.4	
72 Ge	2	35558	0.90	32104	110.8	29.5 - 125.4	
72 Ge	3	302954	0.79	281442	107.6	29.5 - 125.4	
74 Ge	1	61638	0.92	54041	114.1	29.5 - 125.4	
74 Ge	2	52447	1.17	47754	109.8	29.5 - 125.4	
74 Ge	3	421246	0.19	394590	106.8	29.5 - 125.4	
115 In	1	379081	0.93	353103	107.4	29.5 - 125.4	
115 In	2	160665	0.86	150584	106.7	29.5 - 125.4	
115 In	3	1219289	0.21	1153512	105.7	29.5 - 125.4	
159 Tb	3	1650697	0.90	1585513	104.1	29.5 - 125.4	
209 Bi	3	1740058	1.13	1651055	105.4	29.5 - 125.4	

Tune File# 1 c:\icpchem\1\7500\h2.u
Tune File# 2 c:\icpchem\1\7500\he.u
Tune File# 3 c:\icpchem\1\7500\norm.u

ISTD Ref File : C:\ICPCHEM\1\DATA\wg250829.b\003CALB.D\003CALB.D#

2 :Element Failures 0 :Max. Number of Failures Allowed
0 :ISTD Failures 0 :Max. Number of ISTD Failures Allowed

Sample QC Report

Data File: C:\ICPCHEM\1\DATA\wg250829.b\016SMPL.D\016SMPL.D#
Date Acquired: Aug 29 2008 06:40 am
Acq. Method: 6020ACZ4.M
Operator:
Sample Name: L71134-01
Misc Info:
Vial Number: 4401
Current Method: C:\ICPCHEM\1\DATA\wg250829.b\6020ACZ4.M
Calibration File: C:\ICPCHEM\1\DATA\wg250829.b\6020ACZ4.C
Last Cal. Update: Aug 29 2008 09:38 am
Sample Type: Sample
Dilution Factor: 505.00
Autodil Factor: Undiluted
Final Dil Factor: 505.00

Data Results:
Analytes: Fail
ISTD: Pass

QC Elements

Element	IS Ref	Tune	Corr Conc	Raw Conc	Units	RSD(%)	High Limit	Flag
9 Be	6	3	2,010.910	3.982	ppb	3.19	200.00	
11 B	6	3	3,481.975	6.895	ppb	3.77	20.00	
27 Al	72	3	###########	17530.000	ppb	0.70	1000.00	OCAL
51 V	45	2	24,053.150	47.630	ppb	0.30	200.00	
52 Cr	45	2	7,973.950	15.790	ppb	1.06	200.00	
55 Mn	72	3	832,240.000	1648.000	ppb	0.34	200.00	OCAL
59 Co	72	3	8,297.150	16.430	ppb	0.66	200.00	
60 Ni	45	2	6,625.600	13.120	ppb	0.16	500.00	
63 Cu	45	2	63,276.500	125.300	ppb	0.65	500.00	
66 Zn	72	3	48,045.700	95.140	ppb	0.21	1000.00	
75 As	45	2	3,477.430	6.886	ppb	1.69	500.00	
78 Se	72	1	344.158	0.682	ppb	13.68	500.00	
98 Mo	115	3	6,251.900	12.380	ppb	1.35	200.00	
107 Ag	115	3	91.203	0.181	ppb	8.51	50.00	
111 Cd	115	3	104.990	0.208	ppb	12.00	200.00	
118 Sn	115	3	3,856.685	7.637	ppb	1.55	200.00	
121 Sb	115	3	220.332	0.436	ppb	0.70	25.00	
137 Ba	115	3	296,839.000	587.800	ppb	0.47	500.00	OCAL
205 Tl	209	3	253.611	0.502	ppb	6.72	200.00	
208 Pb	209	3	10,827.200	21.440	ppb	1.46	500.00	
232 Th	209	3	13,034.050	25.810	ppb	0.67	200.00	
238 U	209	3	2,113.930	4.186	ppb	0.75	200.00	

ISTD Elements

Element	Tune	CPS Mean	RSD(%)	Ref Value	Rec(%)	QC Range(%)	Flag
6 Li	3	255684	0.40	350909	72.9	29.5 - 125.4	
45 Sc	1	172913	2.56	184639	93.6	29.5 - 125.4	
45 Sc	2	61844	1.13	69020	89.6	29.5 - 125.4	
45 Sc	3	1312636	0.71	1518169	86.5	29.5 - 125.4	
72 Ge	1	36687	1.41	37931	96.7	29.5 - 125.4	
72 Ge	2	31983	0.36	32104	99.6	29.5 - 125.4	
72 Ge	3	273082	0.88	281442	97.0	29.5 - 125.4	
74 Ge	1	52035	1.77	54041	96.3	29.5 - 125.4	
74 Ge	2	46942	0.59	47754	98.3	29.5 - 125.4	
74 Ge	3	378979	0.81	394590	96.0	29.5 - 125.4	
115 In	1	335255	2.95	353103	94.9	29.5 - 125.4	
115 In	2	139413	0.75	150584	92.6	29.5 - 125.4	
115 In	3	1066589	0.91	1153512	92.5	29.5 - 125.4	
159 Tb	3	1543008	0.85	1585513	97.3	29.5 - 125.4	
209 Bi	3	1585991	0.74	1651055	96.1	29.5 - 125.4	

Tune File# 1 c:\icpchem\1\7500\h2.u
Tune File# 2 c:\icpchem\1\7500\he.u
Tune File# 3 c:\icpchem\1\7500\norm.u

ISTD Ref File : C:\ICPCHEM\1\DATA\wg250829.b\003CALB.D\003CALB.D#

3 :Element Failures 0 :Max. Number of Failures Allowed
0 :ISTD Failures 0 :Max. Number of ISTD Failures Allowed

Sample QC Report

Data File: C:\ICPCHEM\1\DATA\wg250829.b\017SMPL.D\017SMPL.D#
Date Acquired: Aug 29 2008 06:46 am
Acq. Method: 6020ACZ4.M
Operator:
Sample Name: L71134-01SDL
Misc Info:
Vial Number: 4402
Current Method: C:\ICPCHEM\1\DATA\wg250829.b\6020ACZ4.M
Calibration File: C:\ICPCHEM\1\DATA\wg250829.b\6020ACZ4.C
Last Cal. Update: Aug 29 2008 09:38 am
Sample Type: Sample
Dilution Factor: 505.00
Autodil Factor: Undiluted
Final Dil Factor: 505.00

Data Results:
Analytes: Fail
ISTD: Pass

QC Elements

Element	IS Ref	Tune	Corr Conc	Raw Conc	Units	RSD(%)	High Limit	Flag
9 Be	6	3	341.481	0.676	ppb	6.15	200.00	
11 B	6	3	544.390	1.078	ppb	2.11	20.00	
27 Al	72	3	###########	3994.000	ppb	0.99	1000.00	OCAL
51 V	45	2	4,539.445	8.989	ppb	1.22	200.00	
52 Cr	45	2	1,535.705	3.041	ppb	2.37	200.00	
55 Mn	72	3	174,881.500	346.300	ppb	0.23	200.00	OCAL
59 Co	72	3	1,726.090	3.418	ppb	0.77	200.00	
60 Ni	45	2	1,303.405	2.581	ppb	2.05	500.00	
63 Cu	45	2	12,286.650	24.330	ppb	1.08	500.00	
66 Zn	72	3	10,438.350	20.670	ppb	0.81	1000.00	
75 As	45	2	745.885	1.477	ppb	8.37	500.00	
78 Se	72	1	38.819	0.077	ppb	51.41	500.00	
98 Mo	115	3	1,194.325	2.365	ppb	5.33	200.00	
107 Ag	115	3	18.715	0.037	ppb	20.92	50.00	
111 Cd	115	3	8.105	0.016	ppb	59.94	200.00	
118 Sn	115	3	690.335	1.367	ppb	1.94	200.00	
121 Sb	115	3	23.144	0.046	ppb	7.29	25.00	
137 Ba	115	3	56,812.500	112.500	ppb	1.21	500.00	
205 Tl	209	3	55.096	0.109	ppb	1.39	200.00	
208 Pb	209	3	2,041.715	4.043	ppb	1.60	500.00	
232 Th	209	3	2,381.580	4.716	ppb	0.82	200.00	
238 U	209	3	373.195	0.739	ppb	2.81	200.00	

ISTD Elements

Element	Tune	CPS Mean	RSD(%)	Ref Value	Rec(%)	QC Range(%)	Flag
6 Li	3	334262	0.57	350909	95.3	29.5 - 125.4	
45 Sc	1	193800	0.48	184639	105.0	29.5 - 125.4	
45 Sc	2	70622	1.68	69020	102.3	29.5 - 125.4	
45 Sc	3	1489047	0.95	1518169	98.1	29.5 - 125.4	
72 Ge	1	41733	0.99	37931	110.0	29.5 - 125.4	
72 Ge	2	34198	0.66	32104	106.5	29.5 - 125.4	
72 Ge	3	284924	0.22	281442	101.2	29.5 - 125.4	
74 Ge	1	59698	0.56	54041	110.5	29.5 - 125.4	
74 Ge	2	50595	1.26	47754	105.9	29.5 - 125.4	
74 Ge	3	398999	0.71	394590	101.1	29.5 - 125.4	
115 In	1	366252	0.27	353103	103.7	29.5 - 125.4	
115 In	2	154119	1.25	150584	102.3	29.5 - 125.4	
115 In	3	1140206	0.97	1153512	98.8	29.5 - 125.4	
159 Tb	3	1596756	1.10	1585513	100.7	29.5 - 125.4	
209 Bi	3	1681411	0.80	1651055	101.8	29.5 - 125.4	

Tune File# 1 c:\icpchem\1\7500\h2.u
Tune File# 2 c:\icpchem\1\7500\he.u
Tune File# 3 c:\icpchem\1\7500\norm.u

ISTD Ref File : C:\ICPCHEM\1\DATA\wg250829.b\003CALB.D\003CALB.D#

2 :Element Failures 0 :Max. Number of Failures Allowed
0 :ISTD Failures 0 :Max. Number of ISTD Failures Allowed

Sample QC Report

Data File: C:\ICPCHEM\1\DATA\wg250829.b\018SMPL.D\018SMPL.D#
Date Acquired: Aug 29 2008 06:53 am
Acq. Method: 6020ACZ4.M
Operator:
Sample Name: L71134-02
Misc Info:
Vial Number: 4403
Current Method: C:\ICPCHEM\1\DATA\wg250829.b\6020ACZ4.M
Calibration File: C:\ICPCHEM\1\DATA\wg250829.b\6020ACZ4.C
Last Cal. Update: Aug 29 2008 09:38 am
Sample Type: Sample
Dilution Factor: 505.00
Autodil Factor: Undiluted
Final Dil Factor: 505.00

Data Results:

Analytes:	**Fail**
ISTD:	**Pass**

QC Elements

Element	IS Ref	Tune	Corr Conc	Raw Conc	Units	RSD(%)	High Limit	Flag
9 Be	6	3	252.248	0.500	ppb	22.36	200.00	
11 B	6	3	1,523.585	3.017	ppb	0.96	20.00	
27 Al	72	3	###########	8648.000	ppb	0.47	1000.00	OCAL
51 V	45	2	21,871.550	43.310	ppb	0.21	200.00	
52 Cr	45	2	4,457.130	8.826	ppb	0.99	200.00	
55 Mn	72	3	133,825.000	265.000	ppb	0.24	200.00	OCAL
59 Co	72	3	1,117.060	2.212	ppb	1.58	200.00	
60 Ni	45	2	1,363.500	2.700	ppb	3.36	500.00	
63 Cu	45	2	70,346.500	139.300	ppb	0.74	500.00	
66 Zn	72	3	21,800.850	43.170	ppb	0.79	1000.00	
75 As	45	2	3,518.335	6.967	ppb	2.17	500.00	
78 Se	72	1	738.310	1.462	ppb	7.16	500.00	
98 Mo	115	3	112,968.500	223.700	ppb	0.82	200.00	OCAL
107 Ag	115	3	238.411	0.472	ppb	6.34	50.00	
111 Cd	115	3	48.874	0.097	ppb	58.36	200.00	
118 Sn	115	3	3,646.100	7.220	ppb	1.59	200.00	
121 Sb	115	3	189.527	0.375	ppb	5.54	25.00	
137 Ba	115	3	44,495.550	88.110	ppb	0.93	500.00	
205 Tl	209	3	110.141	0.218	ppb	2.08	200.00	
208 Pb	209	3	8,504.200	16.840	ppb	0.59	500.00	
232 Th	209	3	6,150.900	12.180	ppb	0.83	200.00	
238 U	209	3	1,068.075	2.115	ppb	2.51	200.00	

ISTD Elements

Element	Tune	CPS Mean	RSD(%)	Ref Value	Rec(%)	QC Range(%)	Flag
6 Li	3	223828	1.70	350909	63.8	29.5 - 125.4	
45 Sc	1	165527	1.12	184639	89.6	29.5 - 125.4	
45 Sc	2	59282	1.04	69020	85.9	29.5 - 125.4	
45 Sc	3	1215929	0.62	1518169	80.1	29.5 - 125.4	
72 Ge	1	35214	0.51	37931	92.8	29.5 - 125.4	
72 Ge	2	30374	0.55	32104	94.6	29.5 - 125.4	
72 Ge	3	258084	0.70	281442	91.7	29.5 - 125.4	
74 Ge	1	50370	0.86	54041	93.2	29.5 - 125.4	
74 Ge	2	44691	0.19	47754	93.6	29.5 - 125.4	
74 Ge	3	358579	0.58	394590	90.9	29.5 - 125.4	
115 In	1	329709	0.97	353103	93.4	29.5 - 125.4	
115 In	2	140055	0.35	150584	93.0	29.5 - 125.4	
115 In	3	1060039	1.01	1153512	91.9	29.5 - 125.4	
159 Tb	3	1530880	0.55	1585513	96.6	29.5 - 125.4	
209 Bi	3	1593662	0.54	1651055	96.5	29.5 - 125.4	

Tune File# 1 c:\icpchem\1\7500\h2.u
Tune File# 2 c:\icpchem\1\7500\he.u
Tune File# 3 c:\icpchem\1\7500\norm.u

ISTD Ref File : C:\ICPCHEM\1\DATA\wg250829.b\003CALB.D\003CALB.D#

3 :Element Failures 0 :Max. Number of Failures Allowed
0 :ISTD Failures 0 :Max. Number of ISTD Failures Allowed

Sample QC Report

Data File: C:\ICPCHEM\1\DATA\wg250829.b\019SMPL.D\019SMPL.D#
Date Acquired: Aug 29 2008 07:00 am
Acq. Method: 6020ACZ4.M
Operator:
Sample Name: L71134-03
Misc Info:
Vial Number: 4404
Current Method: C:\ICPCHEM\1\DATA\wg250829.b\6020ACZ4.M
Calibration File: C:\ICPCHEM\1\DATA\wg250829.b\6020ACZ4.C
Last Cal. Update: Aug 29 2008 09:38 am
Sample Type: Sample
Dilution Factor: 505.00
Autodil Factor: Undiluted
Final Dil Factor: 505.00

Data Results:
Analytes: Fail
ISTD: Pass

QC Elements

Element	IS Ref	Tune	Corr Conc	Raw Conc	Units	RSD(%)	High Limit	Flag
9 Be	6	3	267.398	0.530	ppb	12.27	200.00	
11 B	6	3	1,442.785	2.857	ppb	8.55	20.00	
27 Al	72	3	###########	9548.000	ppb	1.73	1000.00	OCAL
51 V	45	2	25,103.550	49.710	ppb	1.35	200.00	
52 Cr	45	2	4,816.185	9.537	ppb	1.01	200.00	
55 Mn	72	3	150,490.000	298.000	ppb	0.50	200.00	OCAL
59 Co	72	3	1,424.605	2.821	ppb	2.16	200.00	
60 Ni	45	2	1,765.985	3.497	ppb	3.95	500.00	
63 Cu	45	2	85,345.000	169.000	ppb	1.61	500.00	
66 Zn	72	3	26,179.200	51.840	ppb	1.46	1000.00	
75 As	45	2	3,692.055	7.311	ppb	2.05	500.00	
78 Se	72	1	889.305	1.761	ppb	6.13	500.00	
98 Mo	115	3	107,817.500	213.500	ppb	0.40	200.00	OCAL
107 Ag	115	3	233.108	0.462	ppb	2.83	50.00	
111 Cd	115	3	78.073	0.155	ppb	31.93	200.00	
118 Sn	115	3	4,206.650	8.330	ppb	1.56	200.00	
121 Sb	115	3	188.719	0.374	ppb	2.55	25.00	
137 Ba	115	3	49,000.150	97.030	ppb	0.63	500.00	
205 Tl	209	3	118.877	0.235	ppb	6.92	200.00	
208 Pb	209	3	9,529.350	18.870	ppb	0.77	500.00	
232 Th	209	3	7,999.200	15.840	ppb	0.93	200.00	
238 U	209	3	1,252.905	2.481	ppb	1.21	200.00	

ISTD Elements

Element	Tune	CPS Mean	RSD(%)	Ref Value	Rec(%)	QC Range(%)	Flag
6 Li	3	204469	0.68	350909	58.3	29.5 - 125.4	
45 Sc	1	156101	1.77	184639	84.5	29.5 - 125.4	
45 Sc	2	56143	1.34	69020	81.3	29.5 - 125.4	
45 Sc	3	1166625	0.51	1518169	76.8	29.5 - 125.4	
72 Ge	1	34416	1.54	37931	90.7	29.5 - 125.4	
72 Ge	2	28792	0.92	32104	89.7	29.5 - 125.4	
72 Ge	3	247687	0.73	281442	88.0	29.5 - 125.4	
74 Ge	1	49355	1.84	54041	91.3	29.5 - 125.4	
74 Ge	2	42992	0.77	47754	90.0	29.5 - 125.4	
74 Ge	3	344869	0.49	394590	87.4	29.5 - 125.4	
115 In	1	324968	0.89	353103	92.0	29.5 - 125.4	
115 In	2	136757	1.48	150584	90.8	29.5 - 125.4	
115 In	3	1042146	0.77	1153512	90.3	29.5 - 125.4	
159 Tb	3	1515093	0.33	1585513	95.6	29.5 - 125.4	
209 Bi	3	1577496	0.86	1651055	95.5	29.5 - 125.4	

Tune File# 1 c:\icpchem\1\7500\h2.u
Tune File# 2 c:\icpchem\1\7500\he.u
Tune File# 3 c:\icpchem\1\7500\norm.u

ISTD Ref File : C:\ICPCHEM\1\DATA\wg250829.b\003CALB.D\003CALB.D#

3 :Element Failures 0 :Max. Number of Failures Allowed
0 :ISTD Failures 0 :Max. Number of ISTD Failures Allowed

Continuing Calibration Verification (CCV) QC Report

Data File: C:\ICPCHEM\1\DATA\wg250829.b\020_CCV.D\020_CCV.D#
Date Acquired: Aug 29 2008 07:06 am
Operator:
Sample Name: CCV
Misc Info:
Vial Number: 1107
Current Method: C:\ICPCHEM\1\DATA\wg250829.b\6020ACZ4.M
Calibration File: C:\ICPCHEM\1\DATA\wg250829.b\6020ACZ4.C
Last Cal Update: Aug 29 2008 09:38 am
Sample Type: CCV
Total Dil Factor: 1.00

Data Results:
Analytes: Pass
ISTD: Pass

QC Elements

Element	IS Ref	Tune	Conc. ppb	RSD(%)	Expected	Rec(%)	QC Range(%)	Flag
9 Be	6	3	52.310	1.39	50.00	104.6	89 - 110	
11 B	6	3	21.520	3.72	20.00	107.6	89 - 110	
27 Al	72	3	102.000	1.55	100.00	102.0	89 - 110	
51 V	45	2	50.520	0.52	50.00	101.0	89 - 110	
52 Cr	45	2	51.990	0.71	50.00	104.0	89 - 110	
55 Mn	72	3	48.490	1.43	50.00	97.0	89 - 110	
59 Co	72	3	47.190	0.69	50.00	94.4	89 - 110	
60 Ni	45	2	51.030	0.42	50.00	102.1	89 - 110	
63 Cu	45	2	51.130	0.38	50.00	102.3	89 - 110	
66 Zn	72	3	50.620	0.48	50.00	101.2	89 - 110	
75 As	45	2	52.450	0.86	50.00	104.9	89 - 110	
78 Se	72	1	49.610	0.46	50.00	99.2	89 - 110	
98 Mo	115	3	19.480	0.41	20.00	97.4	89 - 110	
107 Ag	115	3	19.050	0.52	20.00	95.3	89 - 110	
111 Cd	115	3	49.350	1.79	50.00	98.7	89 - 110	
118 Sn	115	3	48.720	1.43	50.00	97.4	89 - 110	
121 Sb	115	3	19.750	0.06	20.00	98.8	89 - 110	
137 Ba	115	3	50.300	0.64	50.00	100.6	89 - 110	
205 Tl	209	3	49.950	1.61	50.00	99.9	89 - 110	
208 Pb	209	3	48.360	1.55	50.00	96.7	89 - 110	
232 Th	209	3	49.470	1.18	50.00	98.9	89 - 110	
238 U	209	3	47.580	1.16	50.00	95.2	89 - 110	

ISTD Elements

Element	Tune	CPS Mean	RSD(%)	Ref Value	Rec(%)	QC Range(%)	Flag
6 Li	3	293901	1.21	350909	83.8	29 - 125	
45 Sc	1	177845	0.50	184639	96.3	29 - 125	
45 Sc	2	65716	0.53	69020	95.2	29 - 125	
45 Sc	3	1421300	0.83	1518169	93.6	29 - 125	
72 Ge	1	38444	0.21	37931	101.4	29 - 125	
72 Ge	2	32049	1.50	32104	99.8	29 - 125	
72 Ge	3	270937	0.72	281442	96.3	29 - 125	
74 Ge	1	55674	0.53	54041	103.0	29 - 125	
74 Ge	2	47646	0.77	47754	99.8	29 - 125	
74 Ge	3	379098	1.17	394590	96.1	29 - 125	
115 In	1	354764	0.74	353103	100.5	29 - 125	
115 In	2	150275	0.33	150584	99.8	29 - 125	
115 In	3	1131806	0.73	1153512	98.1	29 - 125	
159 Tb	3	1564962	0.07	1585513	98.7	29 - 125	
209 Bi	3	1642744	0.55	1651055	99.5	29 - 125	

Tune File# 1 c:\icpchem\1\7500\h2.u
Tune File# 2 c:\icpchem\1\7500\he.u
Tune File# 3 c:\icpchem\1\7500\norm.u

ISTD Ref File : C:\ICPCHEM\1\DATA\wg250829.b\003CALB.D\003CALB.D#

0 :Element Failures
0 :ISTD Failures
0 :Max. Number of Failures Allowed
0 :Max. Number of ISTD Failures Allowed

Continuing Calibration Blank (CCB) QC Report

Data File: C:\ICPCHEM\1\DATA\wg250829.b\021_CCB.D\021_CCB.D#
Date Acquired: Aug 29 2008 07:13 am
Operator:
Sample Name: CCB
Misc Info:
Vial Number: 1102
Current Method: C:\ICPCHEM\1\DATA\wg250829.b\6020ACZ4.M
Calibration File: C:\ICPCHEM\1\DATA\wg250829.b\6020ACZ4.C
Last Cal Update: Aug 29 2008 09:38 am
Sample Type: CCB
Total Dil Factor: 1.00

Data Results:
Analytes: Pass
ISTD: Pass

QC Elements

Element	IS Ref	Tune	Conc.	RSD(%)	High Limit	Flag
9 Be	6	3	0.021 ppb	31.95	0.300	
11 B	6	3	0.260 ppb	34.12	1.500	
27 Al	72	3	0.507 ppb	9.34	3.000	
51 V	45	2	0.121 ppb	11.68	0.600	
52 Cr	45	2	0.030 ppb	29.93	0.300	
55 Mn	72	3	0.036 ppb	67.59	1.500	
59 Co	72	3	0.008 ppb	35.37	0.150	
60 Ni	45	2	0.025 ppb	55.06	1.800	
63 Cu	45	2	0.042 ppb	136.69	1.500	
66 Zn	72	3	0.106 ppb	75.49	6.000	
75 As	45	2	0.068 ppb	54.55	1.500	
78 Se	72	1	0.018 ppb	224.56	3.000	
98 Mo	115	3	0.109 ppb	3.61	1.500	
107 Ag	115	3	0.007 ppb	79.80	0.150	
111 Cd	115	3	0.011 ppb	55.01	0.300	
118 Sn	115	3	0.048 ppb	21.84	0.300	
121 Sb	115	3	0.102 ppb	8.49	1.200	
137 Ba	115	3	0.051 ppb	30.37	0.300	
205 Tl	209	3	0.025 ppb	19.07	0.300	
208 Pb	209	3	0.020 ppb	46.79	0.300	
232 Th	209	3	0.033 ppb	13.68	3.000	
238 U	209	3	0.013 ppb	14.92	0.300	

ISTD Elements

Element	Tune	CPS Mean	RSD(%)	Ref Value	Rec(%)	QC Range(%)	Flag
6 Li	3	300748	0.38	350909	85.7	29 - 125	
45 Sc	1	175613	2.57	184639	95.1	29 - 125	
45 Sc	2	65665	0.37	69020	95.1	29 - 125	
45 Sc	3	1405153	0.79	1518169	92.6	29 - 125	
72 Ge	1	37034	1.81	37931	97.6	29 - 125	
72 Ge	2	31146	0.98	32104	97.0	29 - 125	
72 Ge	3	265617	0.35	281442	94.4	29 - 125	
74 Ge	1	52990	2.34	54041	98.1	29 - 125	
74 Ge	2	46649	1.05	47754	97.7	29 - 125	
74 Ge	3	373448	0.81	394590	94.6	29 - 125	
115 In	1	344015	1.03	353103	97.4	29 - 125	
115 In	2	147199	0.52	150584	97.8	29 - 125	
115 In	3	1100378	1.76	1153512	95.4	29 - 125	
159 Tb	3	1534156	1.34	1585513	96.8	29 - 125	
209 Bi	3	1598873	0.57	1651055	96.8	29 - 125	

Tune File# 1 c:\icpchem\1\7500\h2.u
Tune File# 2 c:\icpchem\1\7500\he.u
Tune File# 3 c:\icpchem\1\7500\norm.u

ISTD Ref File : C:\ICPCHEM\1\DATA\wg250829.b\003CALB.D\003CALB.D#

0 :Element Failures
0 :ISTD Failures

0 :Max. Number of Failures Allowed
0 :Max. Number of ISTD Failures Allowed

Sample QC Report

Data File: C:\ICPCHEM\1\DATA\wg250829.b\022SMPL.D\022SMPL.D#
Date Acquired: Aug 29 2008 07:20 am
Acq. Method: 6020ACZ4.M
Operator:
Sample Name: L71134-04
Misc Info:
Vial Number: 4405
Current Method: C:\ICPCHEM\1\DATA\wg250829.b\6020ACZ4.M
Calibration File: C:\ICPCHEM\1\DATA\wg250829.b\6020ACZ4.C
Last Cal. Update: Aug 29 2008 09:38 am
Sample Type: Sample
Dilution Factor: 505.00
Autodil Factor: Undiluted
Final Dil Factor: 505.00

Data Results:
Analytes: Fail
ISTD: Pass

QC Elements

Element	IS Ref	Tune	Corr Conc	Raw Conc	Units	RSD(%)	High Limit	Flag
9 Be	6	3	1,190.285	2.357	ppb	4.46	200.00	
11 B	6	3	2,380.570	4.714	ppb	5.80	20.00	
27 Al	72	3	###########	14470.000	ppb	0.68	1000.00	OCAL
51 V	45	2	28,754.700	56.940	ppb	1.04	200.00	
52 Cr	45	2	5,327.750	10.550	ppb	1.61	200.00	
55 Mn	72	3	###########	2127.000	ppb	1.21	200.00	OCAL
59 Co	72	3	8,377.950	16.590	ppb	0.44	200.00	
60 Ni	45	2	5,181.300	10.260	ppb	0.71	500.00	
63 Cu	45	2	119,786.000	237.200	ppb	1.97	500.00	
66 Zn	72	3	67,720.500	134.100	ppb	0.99	1000.00	
75 As	45	2	5,156.050	10.210	ppb	4.39	500.00	
78 Se	72	1	702.455	1.391	ppb	8.32	500.00	
98 Mo	115	3	31,299.900	61.980	ppb	1.78	200.00	
107 Ag	115	3	325.776	0.645	ppb	3.09	50.00	
111 Cd	115	3	125.139	0.248	ppb	22.25	200.00	
118 Sn	115	3	4,109.690	8.138	ppb	1.00	200.00	
121 Sb	115	3	188.668	0.374	ppb	6.61	25.00	
137 Ba	115	3	180,638.500	357.700	ppb	0.32	500.00	
205 Tl	209	3	174.326	0.345	ppb	3.23	200.00	
208 Pb	209	3	7,691.150	15.230	ppb	0.80	500.00	
232 Th	209	3	10,135.350	20.070	ppb	1.40	200.00	
238 U	209	3	2,122.515	4.203	ppb	1.80	200.00	

ISTD Elements

Element	Tune	CPS Mean	RSD(%)	Ref Value	Rec(%)	QC Range(%)	Flag
6 Li	3	215390	0.89	350909	61.4	29.5 - 125.4	
45 Sc	1	160862	0.64	184639	87.1	29.5 - 125.4	
45 Sc	2	59242	1.47	69020	85.8	29.5 - 125.4	
45 Sc	3	1221329	1.04	1518169	80.4	29.5 - 125.4	
72 Ge	1	33455	0.28	37931	88.2	29.5 - 125.4	
72 Ge	2	29299	2.21	32104	91.3	29.5 - 125.4	
72 Ge	3	254604	0.48	281442	90.5	29.5 - 125.4	
74 Ge	1	48293	1.13	54041	89.4	29.5 - 125.4	
74 Ge	2	43347	1.92	47754	90.8	29.5 - 125.4	
74 Ge	3	349899	0.27	394590	88.7	29.5 - 125.4	
115 In	1	319067	0.91	353103	90.4	29.5 - 125.4	
115 In	2	137076	1.72	150584	91.0	29.5 - 125.4	
115 In	3	1058917	0.82	1153512	91.8	29.5 - 125.4	
159 Tb	3	1531699	0.44	1585513	96.6	29.5 - 125.4	
209 Bi	3	1579253	0.79	1651055	95.7	29.5 - 125.4	

Tune File# 1 c:\icpchem\1\7500\h2.u
Tune File# 2 c:\icpchem\1\7500\he.u
Tune File# 3 c:\icpchem\1\7500\norm.u

ISTD Ref File : C:\ICPCHEM\1\DATA\wg250829.b\003CALB.D\003CALB.D#

2 :Element Failures 0 :Max. Number of Failures Allowed
0 :ISTD Failures 0 :Max. Number of ISTD Failures Allowed

Sample QC Report

Data File: C:\ICPCHEM\1\DATA\wg250829.b\023SMPL.D\023SMPL.D#
Date Acquired: Aug 29 2008 07:27 am
Acq. Method: 6020ACZ4.M
Operator:
Sample Name: L71134-05
Misc Info:
Vial Number: 4406
Current Method: C:\ICPCHEM\1\DATA\wg250829.b\6020ACZ4.M
Calibration File: C:\ICPCHEM\1\DATA\wg250829.b\6020ACZ4.C
Last Cal. Update: Aug 29 2008 09:38 am
Sample Type: Sample
Dilution Factor: 505.00
Autodil Factor: Undiluted
Final Dil Factor: 505.00

Data Results:
Analytes: Fail
ISTD: Pass

QC Elements

Element	IS Ref	Tune	Corr Conc	Raw Conc	Units	RSD(%)	High Limit	Flag
9 Be	6	3	844.360	1.672	ppb	6.67	200.00	
11 B	6	3	2,039.190	4.038	ppb	6.14	20.00	
27 Al	72	3	###########	10860.000	ppb	0.98	1000.00	OCAL
51 V	45	2	26,275.150	52.030	ppb	0.33	200.00	
52 Cr	45	2	3,515.810	6.962	ppb	0.71	200.00	
55 Mn	72	3	628,220.000	1244.000	ppb	0.36	200.00	OCAL
59 Co	72	3	13,781.450	27.290	ppb	0.71	200.00	
60 Ni	45	2	6,625.600	13.120	ppb	2.17	500.00	
63 Cu	45	2	313,605.000	621.000	ppb	0.32	500.00	OCAL
66 Zn	72	3	144,076.500	285.300	ppb	0.58	1000.00	
75 As	45	2	3,316.840	6.568	ppb	1.34	500.00	
78 Se	72	1	927.685	1.837	ppb	3.94	500.00	
98 Mo	115	3	91,354.500	180.900	ppb	0.19	200.00	
107 Ag	115	3	364.711	0.722	ppb	1.94	50.00	
111 Cd	115	3	691.850	1.370	ppb	1.62	200.00	
118 Sn	115	3	4,078.380	8.076	ppb	1.08	200.00	
121 Sb	115	3	333.755	0.661	ppb	2.36	25.00	
137 Ba	115	3	50,333.350	99.670	ppb	0.82	500.00	
205 Tl	209	3	117.463	0.233	ppb	6.99	200.00	
208 Pb	209	3	14,453.100	28.620	ppb	0.19	500.00	
232 Th	209	3	10,322.200	20.440	ppb	0.16	200.00	
238 U	209	3	9,115.250	18.050	ppb	0.90	200.00	

ISTD Elements

Element	Tune	CPS Mean	RSD(%)	Ref Value	Rec(%)	QC Range(%)	Flag
6 Li	3	194297	0.89	350909	55.4	29.5 - 125.4	
45 Sc	1	151220	1.13	184639	81.9	29.5 - 125.4	
45 Sc	2	55080	0.82	69020	79.8	29.5 - 125.4	
45 Sc	3	1128799	0.49	1518169	74.4	29.5 - 125.4	
72 Ge	1	33124	0.87	37931	87.3	29.5 - 125.4	
72 Ge	2	28162	0.66	32104	87.7	29.5 - 125.4	
72 Ge	3	240600	0.39	281442	85.5	29.5 - 125.4	
74 Ge	1	47690	0.33	54041	88.2	29.5 - 125.4	
74 Ge	2	41701	0.72	47754	87.3	29.5 - 125.4	
74 Ge	3	333824	0.64	394590	84.6	29.5 - 125.4	
115 In	1	321375	0.96	353103	91.0	29.5 - 125.4	
115 In	2	135515	0.86	150584	90.0	29.5 - 125.4	
115 In	3	1029019	0.89	1153512	89.2	29.5 - 125.4	
159 Tb	3	1531549	0.40	1585513	96.6	29.5 - 125.4	
209 Bi	3	1577674	0.68	1651055	95.6	29.5 - 125.4	

Tune File# 1 c:\icpchem\1\7500\h2.u
Tune File# 2 c:\icpchem\1\7500\he.u
Tune File# 3 c:\icpchem\1\7500\norm.u

ISTD Ref File : C:\ICPCHEM\1\DATA\wg250829.b\003CALB.D\003CALB.D#

3 :Element Failures 0 :Max. Number of Failures Allowed
0 :ISTD Failures 0 :Max. Number of ISTD Failures Allowed

Sample QC Report

Data File: C:\ICPCHEM\1\DATA\wg250829.b\024SMPL.D\024SMPL.D#
Date Acquired: Aug 29 2008 07:33 am
Acq. Method: 6020ACZ4.M
Operator:
Sample Name: L71134-06
Misc Info:
Vial Number: 4407
Current Method: C:\ICPCHEM\1\DATA\wg250829.b\6020ACZ4.M
Calibration File: C:\ICPCHEM\1\DATA\wg250829.b\6020ACZ4.C
Last Cal. Update: Aug 29 2008 09:38 am
Sample Type: Sample
Dilution Factor: 505.00
Autodil Factor: Undiluted
Final Dil Factor: 505.00

Data Results:
Analytes: Fail
ISTD: Pass

QC Elements

Element	IS Ref	Tune	Corr Conc	Raw Conc	Units	RSD(%)	High Limit	Flag
9 Be	6	3	583.275	1.155	ppb	7.16	200.00	
11 B	6	3	1,935.665	3.833	ppb	16.28	20.00	
27 Al	72	3	###########	12220.000	ppb	1.88	1000.00	OCAL
51 V	45	2	35,693.400	70.680	ppb	1.09	200.00	
52 Cr	45	2	3,444.100	6.820	ppb	1.65	200.00	
55 Mn	72	3	347,743.000	688.600	ppb	0.95	200.00	OCAL
59 Co	72	3	6,019.600	11.920	ppb	1.13	200.00	
60 Ni	45	2	3,537.525	7.005	ppb	2.61	500.00	
63 Cu	45	2	309,161.000	612.200	ppb	1.21	500.00	OCAL
66 Zn	72	3	65,650.000	130.000	ppb	1.17	1000.00	
75 As	45	2	3,086.560	6.112	ppb	3.69	500.00	
78 Se	72	1	842.845	1.669	ppb	7.91	500.00	
98 Mo	115	3	52,570.500	104.100	ppb	0.79	200.00	
107 Ag	115	3	316.484	0.627	ppb	5.23	50.00	
111 Cd	115	3	297.092	0.588	ppb	1.54	200.00	
118 Sn	115	3	4,479.350	8.870	ppb	0.80	200.00	
121 Sb	115	3	225.634	0.447	ppb	5.58	25.00	
137 Ba	115	3	49,378.900	97.780	ppb	1.17	500.00	
205 Tl	209	3	153.015	0.303	ppb	4.95	200.00	
208 Pb	209	3	14,740.950	29.190	ppb	1.33	500.00	
232 Th	209	3	9,817.200	19.440	ppb	1.36	200.00	
238 U	209	3	4,351.080	8.616	ppb	0.41	200.00	

ISTD Elements

Element	Tune	CPS Mean	RSD(%)	Ref Value	Rec(%)	QC Range(%)	Flag
6 Li	3	184842	1.21	350909	52.7	29.5 - 125.4	
45 Sc	1	146097	0.99	184639	79.1	29.5 - 125.4	
45 Sc	2	53696	0.71	69020	77.8	29.5 - 125.4	
45 Sc	3	1106510	0.99	1518169	72.9	29.5 - 125.4	
72 Ge	1	32084	0.26	37931	84.6	29.5 - 125.4	
72 Ge	2	27740	1.52	32104	86.4	29.5 - 125.4	
72 Ge	3	239677	0.26	281442	85.2	29.5 - 125.4	
74 Ge	1	46155	0.88	54041	85.4	29.5 - 125.4	
74 Ge	2	40590	0.81	47754	85.0	29.5 - 125.4	
74 Ge	3	330746	0.31	394590	83.8	29.5 - 125.4	
115 In	1	310584	0.13	353103	88.0	29.5 - 125.4	
115 In	2	131700	0.54	150584	87.5	29.5 - 125.4	
115 In	3	1014960	0.58	1153512	88.0	29.5 - 125.4	
159 Tb	3	1494986	0.42	1585513	94.3	29.5 - 125.4	
209 Bi	3	1541584	0.58	1651055	93.4	29.5 - 125.4	

Tune File# 1 c:\icpchem\1\7500\h2.u
Tune File# 2 c:\icpchem\1\7500\he.u
Tune File# 3 c:\icpchem\1\7500\norm.u

ISTD Ref File : C:\ICPCHEM\1\DATA\wg250829.b\003CALB.D\003CALB.D#

3 :Element Failures 0 :Max. Number of Failures Allowed
0 :ISTD Failures 0 :Max. Number of ISTD Failures Allowed

Sample QC Report

Data File: C:\ICPCHEM\1\DATA\wg250829.b\025SMPL.D\025SMPL.D#
Date Acquired: Aug 29 2008 07:40 am
Acq. Method: 6020ACZ4.M
Operator:
Sample Name: L71134-07
Misc Info:
Vial Number: 4408
Current Method: C:\ICPCHEM\1\DATA\wg250829.b\6020ACZ4.M
Calibration File: C:\ICPCHEM\1\DATA\wg250829.b\6020ACZ4.C
Last Cal. Update: Aug 29 2008 09:38 am
Sample Type: Sample
Dilution Factor: 505.00
Autodil Factor: Undiluted
Final Dil Factor: 505.00

Data Results:

Analytes: Fail
ISTD: Pass

QC Elements

Element	IS Ref	Tune	Corr Conc	Raw Conc	Units	RSD(%)	High Limit	Flag
9 Be	6	3	959.500	1.900	ppb	3.94	200.00	
11 B	6	3	2,529.545	5.009	ppb	3.84	20.00	
27 Al	72	3	###########	13800.000	ppb	0.30	1000.00	OCAL
51 V	45	2	30,517.150	60.430	ppb	0.58	200.00	
52 Cr	45	2	5,676.200	11.240	ppb	1.25	200.00	
55 Mn	72	3	243,763.500	482.700	ppb	0.66	200.00	OCAL
59 Co	72	3	3,979.905	7.881	ppb	0.98	200.00	
60 Ni	45	2	3,775.885	7.477	ppb	0.80	500.00	
63 Cu	45	2	135,542.000	268.400	ppb	0.11	500.00	
66 Zn	72	3	40,142.450	79.490	ppb	1.06	1000.00	
75 As	45	2	3,463.290	6.858	ppb	4.58	500.00	
78 Se	72	1	908.495	1.799	ppb	5.67	500.00	
98 Mo	115	3	52,621.000	104.200	ppb	1.61	200.00	
107 Ag	115	3	200.586	0.397	ppb	4.18	50.00	
111 Cd	115	3	100.293	0.199	ppb	17.23	200.00	
118 Sn	115	3	4,221.800	8.360	ppb	1.82	200.00	
121 Sb	115	3	195.940	0.388	ppb	1.32	25.00	
137 Ba	115	3	129,431.500	256.300	ppb	1.16	500.00	
205 Tl	209	3	147.309	0.292	ppb	4.81	200.00	
208 Pb	209	3	11,372.600	22.520	ppb	0.54	500.00	
232 Th	209	3	10,473.700	20.740	ppb	1.81	200.00	
238 U	209	3	2,636.605	5.221	ppb	0.44	200.00	

ISTD Elements

Element	Tune	CPS Mean	RSD(%)	Ref Value	Rec(%)	QC Range(%)	Flag
6 Li	3	197130	0.93	350909	56.2	29.5 - 125.4	
45 Sc	1	151843	0.77	184639	82.2	29.5 - 125.4	
45 Sc	2	55808	0.53	69020	80.9	29.5 - 125.4	
45 Sc	3	1192846	0.18	1518169	78.6	29.5 - 125.4	
72 Ge	1	33276	0.84	37931	87.7	29.5 - 125.4	
72 Ge	2	28696	1.02	32104	89.4	29.5 - 125.4	
72 Ge	3	252581	0.39	281442	89.7	29.5 - 125.4	
74 Ge	1	48016	1.18	54041	88.9	29.5 - 125.4	
74 Ge	2	42468	0.71	47754	88.9	29.5 - 125.4	
74 Ge	3	346677	0.28	394590	87.9	29.5 - 125.4	
115 In	1	320927	0.54	353103	90.9	29.5 - 125.4	
115 In	2	137269	0.59	150584	91.2	29.5 - 125.4	
115 In	3	1055547	0.41	1153512	91.5	29.5 - 125.4	
159 Tb	3	1525860	1.20	1585513	96.2	29.5 - 125.4	
209 Bi	3	1578978	0.31	1651055	95.6	29.5 - 125.4	

Tune File# 1 c:\icpchem\1\7500\h2.u
Tune File# 2 c:\icpchem\1\7500\he.u
Tune File# 3 c:\icpchem\1\7500\norm.u

ISTD Ref File : C:\ICPCHEM\1\DATA\wg250829.b\003CALB.D\003CALB.D#

2 :Element Failures 0 :Max. Number of Failures Allowed
0 :ISTD Failures 0 :Max. Number of ISTD Failures Allowed

Sample QC Report

Data File: C:\ICPCHEM\1\DATA\wg250829.b\026SMPL.D\026SMPL.D#
Date Acquired: Aug 29 2008 07:47 am
Acq. Method: 6020ACZ4.M
Operator:
Sample Name: L71134-08
Misc Info:
Vial Number: 4409
Current Method: C:\ICPCHEM\1\DATA\wg250829.b\6020ACZ4.M
Calibration File: C:\ICPCHEM\1\DATA\wg250829.b\6020ACZ4.C
Last Cal. Update: Aug 29 2008 09:38 am
Sample Type: Sample
Dilution Factor: 505.00
Autodil Factor: Undiluted
Final Dil Factor: 505.00

Data Results:

Analytes: Fail
ISTD: Pass

QC Elements

Element	IS Ref	Tune	Corr Conc	Raw Conc	Units	RSD(%)	High Limit	Flag
9 Be	6	3	457.581	0.906	ppb	12.77	200.00	
11 B	6	3	1,466.520	2.904	ppb	1.63	20.00	
27 Al	72	3	###########	10880.000	ppb	0.79	1000.00	OCAL
51 V	45	2	29,582.900	58.580	ppb	1.90	200.00	
52 Cr	45	2	5,398.450	10.690	ppb	0.66	200.00	
55 Mn	72	3	215,635.000	427.000	ppb	0.43	200.00	OCAL
59 Co	72	3	4,129.385	8.177	ppb	1.88	200.00	
60 Ni	45	2	2,925.465	5.793	ppb	3.03	500.00	
63 Cu	45	2	181,396.000	359.200	ppb	2.01	500.00	
66 Zn	72	3	42,207.900	83.580	ppb	0.36	1000.00	
75 As	45	2	3,145.645	6.229	ppb	9.73	500.00	
78 Se	72	1	795.880	1.576	ppb	8.72	500.00	
98 Mo	115	3	85,244.000	168.800	ppb	0.83	200.00	
107 Ag	115	3	295.122	0.584	ppb	6.70	50.00	
111 Cd	115	3	141.249	0.280	ppb	14.24	200.00	
118 Sn	115	3	4,464.705	8.841	ppb	0.37	200.00	
121 Sb	115	3	136.199	0.270	ppb	4.85	25.00	
137 Ba	115	3	44,793.500	88.700	ppb	1.44	500.00	
205 Tl	209	3	127.058	0.252	ppb	9.78	200.00	
208 Pb	209	3	12,665.400	25.080	ppb	0.86	500.00	
232 Th	209	3	10,074.750	19.950	ppb	0.69	200.00	
238 U	209	3	2,435.110	4.822	ppb	0.59	200.00	

ISTD Elements

Element	Tune	CPS Mean	RSD(%)	Ref Value	Rec(%)	QC Range(%)	Flag
6 Li	3	194157	0.78	350909	55.3	29.5 - 125.4	
45 Sc	1	150761	0.54	184639	81.7	29.5 - 125.4	
45 Sc	2	55440	1.59	69020	80.3	29.5 - 125.4	
45 Sc	3	1162354	0.74	1518169	76.6	29.5 - 125.4	
72 Ge	1	33094	0.34	37931	87.2	29.5 - 125.4	
72 Ge	2	28378	0.96	32104	88.4	29.5 - 125.4	
72 Ge	3	245436	0.55	281442	87.2	29.5 - 125.4	
74 Ge	1	47361	0.59	54041	87.6	29.5 - 125.4	
74 Ge	2	41757	1.03	47754	87.4	29.5 - 125.4	
74 Ge	3	340979	0.22	394590	86.4	29.5 - 125.4	
115 In	1	315096	0.40	353103	89.2	29.5 - 125.4	
115 In	2	135946	1.95	150584	90.3	29.5 - 125.4	
115 In	3	1039198	0.50	1153512	90.1	29.5 - 125.4	
159 Tb	3	1502509	0.68	1585513	94.8	29.5 - 125.4	
209 Bi	3	1554908	0.81	1651055	94.2	29.5 - 125.4	

Tune File# 1 c:\icpchem\1\7500\h2.u
Tune File# 2 c:\icpchem\1\7500\he.u
Tune File# 3 c:\icpchem\1\7500\norm.u

ISTD Ref File : C:\ICPCHEM\1\DATA\wg250829.b\003CALB.D\003CALB.D#

2 :Element Failures 0 :Max. Number of Failures Allowed
0 :ISTD Failures 0 :Max. Number of ISTD Failures Allowed

Sample QC Report

Data File: C:\ICPCHEM\1\DATA\wg250829.b\027SMPL.D\027SMPL.D#
Date Acquired: Aug 29 2008 07:53 am
Acq. Method: 6020ACZ4.M
Operator:
Sample Name: L71134-09
Misc Info:
Vial Number: 4410
Current Method: C:\ICPCHEM\1\DATA\wg250829.b\6020ACZ4.M
Calibration File: C:\ICPCHEM\1\DATA\wg250829.b\6020ACZ4.C
Last Cal. Update: Aug 29 2008 09:38 am
Sample Type: Sample
Dilution Factor: 505.00
Autodil Factor: Undiluted
Final Dil Factor: 505.00

Data Results:

Analytes: Fail
ISTD: Pass

QC Elements

Element	IS Ref	Tune	Corr Conc	Raw Conc	Units	RSD(%)	High Limit	Flag
9 Be	6	3	440.512	0.872	ppb	6.46	200.00	
11 B	6	3	1,399.355	2.771	ppb	10.59	20.00	
27 Al	72	3	###########	10670.000	ppb	0.44	1000.00	OCAL
51 V	45	2	29,885.900	59.180	ppb	0.69	200.00	
52 Cr	45	2	5,378.250	10.650	ppb	0.55	200.00	
55 Mn	72	3	209,777.000	415.400	ppb	1.10	200.00	OCAL
59 Co	72	3	3,781.440	7.488	ppb	1.25	200.00	
60 Ni	45	2	2,913.850	5.770	ppb	4.52	500.00	
63 Cu	45	2	178,770.000	354.000	ppb	1.62	500.00	
66 Zn	72	3	41,218.100	81.620	ppb	1.53	1000.00	
75 As	45	2	3,075.955	6.091	ppb	3.24	500.00	
78 Se	72	1	799.415	1.583	ppb	9.52	500.00	
98 Mo	115	3	64,488.500	127.700	ppb	1.47	200.00	
107 Ag	115	3	277.750	0.550	ppb	3.10	50.00	
111 Cd	115	3	140.491	0.278	ppb	7.06	200.00	
118 Sn	115	3	4,213.215	8.343	ppb	1.63	200.00	
121 Sb	115	3	125.190	0.248	ppb	3.83	25.00	
137 Ba	115	3	40,319.200	79.840	ppb	1.16	500.00	
205 Tl	209	3	138.875	0.275	ppb	4.66	200.00	
208 Pb	209	3	13,407.750	26.550	ppb	1.37	500.00	
232 Th	209	3	10,322.200	20.440	ppb	1.13	200.00	
238 U	209	3	2,347.240	4.648	ppb	0.84	200.00	

ISTD Elements

Element	Tune	CPS Mean	RSD(%)	Ref Value	Rec(%)	QC Range(%)	Flag
6 Li	3	189009	0.43	350909	53.9	29.5 - 125.4	
45 Sc	1	149983	0.86	184639	81.2	29.5 - 125.4	
45 Sc	2	55528	2.10	69020	80.5	29.5 - 125.4	
45 Sc	3	1144940	0.69	1518169	75.4	29.5 - 125.4	
72 Ge	1	33098	0.17	37931	87.3	29.5 - 125.4	
72 Ge	2	28322	1.31	32104	88.2	29.5 - 125.4	
72 Ge	3	242956	0.17	281442	86.3	29.5 - 125.4	
74 Ge	1	47104	0.16	54041	87.2	29.5 - 125.4	
74 Ge	2	41851	1.74	47754	87.6	29.5 - 125.4	
74 Ge	3	336078	0.58	394590	85.2	29.5 - 125.4	
115 In	1	315328	0.50	353103	89.3	29.5 - 125.4	
115 In	2	135625	1.33	150584	90.1	29.5 - 125.4	
115 In	3	1037064	0.77	1153512	89.9	29.5 - 125.4	
159 Tb	3	1488803	0.64	1585513	93.9	29.5 - 125.4	
209 Bi	3	1539968	0.86	1651055	93.3	29.5 - 125.4	

Tune File# 1 c:\icpchem\1\7500\h2.u
Tune File# 2 c:\icpchem\1\7500\he.u
Tune File# 3 c:\icpchem\1\7500\norm.u

ISTD Ref File : C:\ICPCHEM\1\DATA\wg250829.b\003CALB.D\003CALB.D#

2 :Element Failures 0 :Max. Number of Failures Allowed
0 :ISTD Failures 0 :Max. Number of ISTD Failures Allowed

Sample QC Report

Data File: C:\ICPCHEM\1\DATA\wg250829.b\028SMPL.D\028SMPL.D#
Date Acquired: Aug 29 2008 08:00 am
Acq. Method: 6020ACZ4.M
Operator:
Sample Name: L71134-10
Misc Info:
Vial Number: 4411
Current Method: C:\ICPCHEM\1\DATA\wg250829.b\6020ACZ4.M
Calibration File: C:\ICPCHEM\1\DATA\wg250829.b\6020ACZ4.C
Last Cal. Update: Aug 29 2008 09:38 am
Sample Type: Sample
Dilution Factor: 505.00
Autodil Factor: Undiluted
Final Dil Factor: 505.00

Data Results:

Analytes: Fail
ISTD: Pass

QC Elements

Element	IS Ref	Tune	Corr Conc	Raw Conc	Units	RSD(%)	High Limit	Flag
9 Be	6	3	362.641	0.718	ppb	4.53	200.00	
11 B	6	3	1,696.800	3.360	ppb	9.02	20.00	
27 Al	72	3	###########	9585.000	ppb	0.53	1000.00	OCAL
51 V	45	2	23,962.250	47.450	ppb	0.40	200.00	
52 Cr	45	2	3,883.450	7.690	ppb	0.95	200.00	
55 Mn	72	3	200,131.500	396.300	ppb	0.57	200.00	OCAL
59 Co	72	3	3,252.705	6.441	ppb	0.96	200.00	
60 Ni	45	2	2,936.070	5.814	ppb	2.54	500.00	
63 Cu	45	2	136,653.000	270.600	ppb	1.17	500.00	
66 Zn	72	3	35,743.900	70.780	ppb	0.50	1000.00	
75 As	45	2	1,914.455	3.791	ppb	4.37	500.00	
78 Se	72	1	601.960	1.192	ppb	17.95	500.00	
98 Mo	115	3	32,365.450	64.090	ppb	0.81	200.00	
107 Ag	115	3	303.808	0.602	ppb	3.06	50.00	
111 Cd	115	3	111.959	0.222	ppb	21.73	200.00	
118 Sn	115	3	4,077.875	8.075	ppb	0.77	200.00	
121 Sb	115	3	87.264	0.173	ppb	5.91	25.00	
137 Ba	115	3	47,535.650	94.130	ppb	0.98	500.00	
205 Tl	209	3	80.396	0.159	ppb	3.34	200.00	
208 Pb	209	3	6,433.700	12.740	ppb	0.57	500.00	
232 Th	209	3	7,186.150	14.230	ppb	1.27	200.00	
238 U	209	3	1,257.955	2.491	ppb	1.37	200.00	

ISTD Elements

Element	Tune	CPS Mean	RSD(%)	Ref Value	Rec(%)	QC Range(%)	Flag
6 Li	3	178874	1.40	350909	51.0	29.5 - 125.4	
45 Sc	1	145870	2.50	184639	79.0	29.5 - 125.4	
45 Sc	2	53037	0.96	69020	76.8	29.5 - 125.4	
45 Sc	3	1082263	1.99	1518169	71.3	29.5 - 125.4	
72 Ge	1	32755	2.13	37931	86.4	29.5 - 125.4	
72 Ge	2	27159	1.62	32104	84.6	29.5 - 125.4	
72 Ge	3	234857	0.52	281442	83.4	29.5 - 125.4	
74 Ge	1	46745	1.31	54041	86.5	29.5 - 125.4	
74 Ge	2	40482	0.98	47754	84.8	29.5 - 125.4	
74 Ge	3	327280	0.88	394590	82.9	29.5 - 125.4	
115 In	1	314190	1.84	353103	89.0	29.5 - 125.4	
115 In	2	132038	0.91	150584	87.7	29.5 - 125.4	
115 In	3	1012221	0.52	1153512	87.8	29.5 - 125.4	
159 Tb	3	1486369	0.82	1585513	93.7	29.5 - 125.4	
209 Bi	3	1544078	0.47	1651055	93.5	29.5 - 125.4	

Tune File# 1 c:\icpchem\1\7500\h2.u
Tune File# 2 c:\icpchem\1\7500\he.u
Tune File# 3 c:\icpchem\1\7500\norm.u

ISTD Ref File : C:\ICPCHEM\1\DATA\wg250829.b\003CALB.D\003CALB.D#

2 :Element Failures 0 :Max. Number of Failures Allowed
0 :ISTD Failures 0 :Max. Number of ISTD Failures Allowed

Sample QC Report

Data File: C:\ICPCHEM\1\DATA\wg250829.b\029SMPL.D\029SMPL.D#
Date Acquired: Aug 29 2008 08:07 am
Acq. Method: 6020ACZ4.M
Operator:
Sample Name: L71134-11
Misc Info:
Vial Number: 4412
Current Method: C:\ICPCHEM\1\DATA\wg250829.b\6020ACZ4.M
Calibration File: C:\ICPCHEM\1\DATA\wg250829.b\6020ACZ4.C
Last Cal. Update: Aug 29 2008 09:38 am
Sample Type: Sample
Dilution Factor: 505.00
Autodil Factor: Undiluted
Final Dil Factor: 505.00

Data Results:
Analytes: Fail
ISTD: Pass

QC Elements

Element	IS Ref	Tune	Corr Conc	Raw Conc	Units	RSD(%)	High Limit	Flag
9 Be	6	3	512.575	1.015	ppb	9.16	200.00	
11 B	6	3	1,819.010	3.602	ppb	1.00	20.00	
27 Al	72	3	###########	10200.000	ppb	0.52	1000.00	OCAL
51 V	45	2	21,427.150	42.430	ppb	1.19	200.00	
52 Cr	45	2	3,540.555	7.011	ppb	0.79	200.00	
55 Mn	72	3	179,578.000	355.600	ppb	0.85	200.00	OCAL
59 Co	72	3	4,590.955	9.091	ppb	1.06	200.00	
60 Ni	45	2	3,418.850	6.770	ppb	1.67	500.00	
63 Cu	45	2	462,176.000	915.200	ppb	1.47	500.00	OCAL
66 Zn	72	3	46,848.850	92.770	ppb	0.65	1000.00	
75 As	45	2	2,553.785	5.057	ppb	3.27	500.00	
78 Se	72	1	1,044.845	2.069	ppb	7.29	500.00	
98 Mo	115	3	123,624.000	244.800	ppb	1.00	200.00	OCAL
107 Ag	115	3	282.043	0.559	ppb	5.09	50.00	
111 Cd	115	3	213.009	0.422	ppb	8.46	200.00	
118 Sn	115	3	3,996.065	7.913	ppb	0.44	200.00	
121 Sb	115	3	141.350	0.280	ppb	7.05	25.00	
137 Ba	115	3	49,793.000	98.600	ppb	0.19	500.00	
205 Tl	209	3	92.870	0.184	ppb	5.96	200.00	
208 Pb	209	3	9,685.900	19.180	ppb	0.52	500.00	
232 Th	209	3	7,857.800	15.560	ppb	0.65	200.00	
238 U	209	3	2,254.825	4.465	ppb	1.83	200.00	

ISTD Elements

Element	Tune	CPS Mean	RSD(%)	Ref Value	Rec(%)	QC Range(%)	Flag
6 Li	3	183339	1.01	350909	52.2	29.5 - 125.4	
45 Sc	1	146148	1.65	184639	79.2	29.5 - 125.4	
45 Sc	2	54857	1.24	69020	79.5	29.5 - 125.4	
45 Sc	3	1131363	1.87	1518169	74.5	29.5 - 125.4	
72 Ge	1	32776	1.94	37931	86.4	29.5 - 125.4	
72 Ge	2	27998	0.61	32104	87.2	29.5 - 125.4	
72 Ge	3	241417	0.55	281442	85.8	29.5 - 125.4	
74 Ge	1	47556	1.65	54041	88.0	29.5 - 125.4	
74 Ge	2	41613	0.23	47754	87.1	29.5 - 125.4	
74 Ge	3	335110	0.54	394590	84.9	29.5 - 125.4	
115 In	1	313660	0.96	353103	88.8	29.5 - 125.4	
115 In	2	134533	0.42	150584	89.3	29.5 - 125.4	
115 In	3	1026200	0.50	1153512	89.0	29.5 - 125.4	
159 Tb	3	1495081	0.49	1585513	94.3	29.5 - 125.4	
209 Bi	3	1557256	0.55	1651055	94.3	29.5 - 125.4	

Tune File# 1 c:\icpchem\1\7500\h2.u
Tune File# 2 c:\icpchem\1\7500\he.u
Tune File# 3 c:\icpchem\1\7500\norm.u

ISTD Ref File : C:\ICPCHEM\1\DATA\wg250829.b\003CALB.D\003CALB.D#

4 :Element Failures 0 :Max. Number of Failures Allowed
0 :ISTD Failures 0 :Max. Number of ISTD Failures Allowed

Sample QC Report

Data File: C:\ICPCHEM\1\DATA\wg250829.b\030SMPL.D\030SMPL.D#
Date Acquired: Aug 29 2008 08:13 am
Acq. Method: 6020ACZ4.M
Operator:
Sample Name: L71134-12
Misc Info:
Vial Number: 4501
Current Method: C:\ICPCHEM\1\DATA\wg250829.b\6020ACZ4.M
Calibration File: C:\ICPCHEM\1\DATA\wg250829.b\6020ACZ4.C
Last Cal. Update: Aug 29 2008 09:38 am
Sample Type: Sample
Dilution Factor: 500.00
Autodil Factor: Undiluted
Final Dil Factor: 500.00

Data Results:
Analytes: Fail
ISTD: Pass

QC Elements

Element	IS Ref	Tune	Corr Conc	Raw Conc	Units	RSD(%)	High Limit	Flag
9 Be	6	3	595.500	1.191	ppb	4.08	200.00	
11 B	6	3	2,013.500	4.027	ppb	4.97	20.00	
27 Al	72	3	###########	12460.000	ppb	1.50	1000.00	OCAL
51 V	45	2	35,320.000	70.640	ppb	1.28	200.00	
52 Cr	45	2	3,567.000	7.134	ppb	2.13	200.00	
55 Mn	72	3	347,700.000	695.400	ppb	1.34	200.00	OCAL
59 Co	72	3	6,160.000	12.320	ppb	1.57	200.00	
60 Ni	45	2	3,562.000	7.124	ppb	2.31	500.00	
63 Cu	45	2	280,800.000	561.600	ppb	0.96	500.00	OCAL
66 Zn	72	3	92,050.000	184.100	ppb	1.01	1000.00	
75 As	45	2	3,617.500	7.235	ppb	1.27	500.00	
78 Se	72	1	930.500	1.861	ppb	11.10	500.00	
98 Mo	115	3	72,300.000	144.600	ppb	2.23	200.00	
107 Ag	115	3	343.250	0.687	ppb	1.16	50.00	
111 Cd	115	3	441.550	0.883	ppb	5.59	200.00	
118 Sn	115	3	4,419.500	8.839	ppb	1.56	200.00	
121 Sb	115	3	284.850	0.570	ppb	2.76	25.00	
137 Ba	115	3	61,100.000	122.200	ppb	2.43	500.00	
205 Tl	209	3	154.250	0.309	ppb	3.29	200.00	
208 Pb	209	3	11,260.000	22.520	ppb	1.60	500.00	
232 Th	209	3	11,030.000	22.060	ppb	1.15	200.00	
238 U	209	3	4,595.000	9.190	ppb	0.93	200.00	

ISTD Elements

Element	Tune	CPS Mean	RSD(%)	Ref Value	Rec(%)	QC Range(%)	Flag
6 Li	3	176688	0.41	350909	50.4	29.5 - 125.4	
45 Sc	1	143808	0.92	184639	77.9	29.5 - 125.4	
45 Sc	2	53122	0.95	69020	77.0	29.5 - 125.4	
45 Sc	3	1095848	0.62	1518169	72.2	29.5 - 125.4	
72 Ge	1	31490	0.68	37931	83.0	29.5 - 125.4	
72 Ge	2	27279	0.31	32104	85.0	29.5 - 125.4	
72 Ge	3	236970	0.33	281442	84.2	29.5 - 125.4	
74 Ge	1	45212	0.85	54041	83.7	29.5 - 125.4	
74 Ge	2	40420	1.18	47754	84.6	29.5 - 125.4	
74 Ge	3	328339	0.90	394590	83.2	29.5 - 125.4	
115 In	1	306256	0.61	353103	86.7	29.5 - 125.4	
115 In	2	130535	0.80	150584	86.7	29.5 - 125.4	
115 In	3	1019246	1.20	1153512	88.4	29.5 - 125.4	
159 Tb	3	1485053	1.35	1585513	93.7	29.5 - 125.4	
209 Bi	3	1527053	0.29	1651055	92.5	29.5 - 125.4	

Tune File# 1 c:\icpchem\1\7500\h2.u
Tune File# 2 c:\icpchem\1\7500\he.u
Tune File# 3 c:\icpchem\1\7500\norm.u

ISTD Ref File : C:\ICPCHEM\1\DATA\wg250829.b\003CALB.D\003CALB.D#

3 :Element Failures 0 :Max. Number of Failures Allowed
0 :ISTD Failures 0 :Max. Number of ISTD Failures Allowed

Sample QC Report

Data File: C:\ICPCHEM\1\DATA\wg250829.b\031SMPL.D\031SMPL.D#
Date Acquired: Aug 29 2008 08:20 am
Acq. Method: 6020ACZ4.M
Operator:
Sample Name: L71134-13
Misc Info:
Vial Number: 4502
Current Method: C:\ICPCHEM\1\DATA\wg250829.b\6020ACZ4.M
Calibration File: C:\ICPCHEM\1\DATA\wg250829.b\6020ACZ4.C
Last Cal. Update: Aug 29 2008 09:38 am
Sample Type: Sample
Dilution Factor: 505.00
Autodil Factor: Undiluted
Final Dil Factor: 505.00

Data Results:
Analytes: Fail
ISTD: Pass

QC Elements

Element	IS Ref	Tune	Corr Conc	Raw Conc	Units	RSD(%)	High Limit	Flag
9 Be	6	3	362.590	0.718	ppb	2.40	200.00	
11 B	6	3	1,800.830	3.566	ppb	4.41	20.00	
27 Al	72	3	###########	8649.000	ppb	1.52	1000.00	OCAL
51 V	45	2	26,517.550	52.510	ppb	0.60	200.00	
52 Cr	45	2	6,267.050	12.410	ppb	0.05	200.00	
55 Mn	72	3	140,036.500	277.300	ppb	0.73	200.00	OCAL
59 Co	72	3	2,794.670	5.534	ppb	1.30	200.00	
60 Ni	45	2	3,072.420	6.084	ppb	2.88	500.00	
63 Cu	45	2	###########	3805.000	ppb	0.47	500.00	OCAL
66 Zn	72	3	36,163.050	71.610	ppb	0.77	1000.00	
75 As	45	2	11,892.750	23.550	ppb	1.06	500.00	
78 Se	72	1	3,238.565	6.413	ppb	2.90	500.00	
98 Mo	115	3	###########	2338.000	ppb	0.21	200.00	OCAL
107 Ag	115	3	2,117.970	4.194	ppb	0.95	50.00	
111 Cd	115	3	279.114	0.553	ppb	34.99	200.00	
118 Sn	115	3	4,795.480	9.496	ppb	1.18	200.00	
121 Sb	115	3	1,078.680	2.136	ppb	0.53	25.00	
137 Ba	115	3	52,772.500	104.500	ppb	0.31	500.00	
205 Tl	209	3	124.432	0.246	ppb	5.45	200.00	
208 Pb	209	3	56,964.000	112.800	ppb	1.20	500.00	
232 Th	209	3	11,024.150	21.830	ppb	1.06	200.00	
238 U	209	3	2,413.395	4.779	ppb	0.91	200.00	

ISTD Elements

Element	Tune	CPS Mean	RSD(%)	Ref Value	Rec(%)	QC Range(%)	Flag
6 Li	3	171672	0.76	350909	48.9	29.5 - 125.4	
45 Sc	1	142514	1.59	184639	77.2	29.5 - 125.4	
45 Sc	2	52341	0.23	69020	75.8	29.5 - 125.4	
45 Sc	3	1068912	0.89	1518169	70.4	29.5 - 125.4	
72 Ge	1	31925	1.65	37931	84.2	29.5 - 125.4	
72 Ge	2	27004	0.21	32104	84.1	29.5 - 125.4	
72 Ge	3	234357	0.25	281442	83.3	29.5 - 125.4	
74 Ge	1	45515	1.69	54041	84.2	29.5 - 125.4	
74 Ge	2	40026	0.42	47754	83.8	29.5 - 125.4	
74 Ge	3	322029	0.13	394590	81.6	29.5 - 125.4	
115 In	1	311170	0.86	353103	88.1	29.5 - 125.4	
115 In	2	133435	0.61	150584	88.6	29.5 - 125.4	
115 In	3	1032503	0.14	1153512	89.5	29.5 - 125.4	
159 Tb	3	1496631	0.72	1585513	94.4	29.5 - 125.4	
209 Bi	3	1578751	0.86	1651055	95.6	29.5 - 125.4	

Tune File# 1 c:\icpchem\1\7500\h2.u
Tune File# 2 c:\icpchem\1\7500\he.u
Tune File# 3 c:\icpchem\1\7500\norm.u

ISTD Ref File : C:\ICPCHEM\1\DATA\wg250829.b\003CALB.D\003CALB.D#

4 :Element Failures 0 :Max. Number of Failures Allowed
0 :ISTD Failures 0 :Max. Number of ISTD Failures Allowed

Continuing Calibration Verification (CCV) QC Report

Data File: C:\ICPCHEM\1\DATA\wg250829.b\032_CCV.D\032_CCV.D#
Date Acquired: Aug 29 2008 08:27 am
Operator:
Sample Name: CCV
Misc Info:
Vial Number: 1107
Current Method: C:\ICPCHEM\1\DATA\wg250829.b\6020ACZ4.M
Calibration File: C:\ICPCHEM\1\DATA\wg250829.b\6020ACZ4.C
Last Cal Update: Aug 29 2008 09:38 am
Sample Type: CCV
Total Dil Factor: 1.00

Data Results:
Analytes: Fail
ISTD: Pass

QC Elements

Element	IS Ref	Tune	Conc. ppb	RSD(%)	Expected	Rec(%)	QC Range(%)	Flag
9 Be	6	3	55.160	1.82	50.00	110.3	89 - 110	
11 B	6	3	22.420	0.26	20.00	112.1	89 - 110	Fail
27 Al	72	3	98.720	1.09	100.00	98.7	89 - 110	
51 V	45	2	50.930	1.44	50.00	101.9	89 - 110	
52 Cr	45	2	52.340	1.29	50.00	104.7	89 - 110	
55 Mn	72	3	48.800	0.18	50.00	97.6	89 - 110	
59 Co	72	3	47.350	0.17	50.00	94.7	89 - 110	
60 Ni	45	2	51.630	1.45	50.00	103.3	89 - 110	
63 Cu	45	2	52.140	1.91	50.00	104.3	89 - 110	
66 Zn	72	3	51.000	1.19	50.00	102.0	89 - 110	
75 As	45	2	53.560	1.30	50.00	107.1	89 - 110	
78 Se	72	1	50.670	1.08	50.00	101.3	89 - 110	
98 Mo	115	3	20.870	0.57	20.00	104.4	89 - 110	
107 Ag	115	3	19.330	0.12	20.00	96.7	89 - 110	
111 Cd	115	3	50.220	0.61	50.00	100.4	89 - 110	
118 Sn	115	3	49.420	0.73	50.00	98.8	89 - 110	
121 Sb	115	3	19.910	0.70	20.00	99.6	89 - 110	
137 Ba	115	3	51.620	0.54	50.00	103.2	89 - 110	
205 Tl	209	3	50.530	1.08	50.00	101.1	89 - 110	
208 Pb	209	3	48.710	1.08	50.00	97.4	89 - 110	
232 Th	209	3	50.050	0.55	50.00	100.1	89 - 110	
238 U	209	3	48.290	1.02	50.00	96.6	89 - 110	

ISTD Elements

Element	Tune	CPS Mean	RSD(%)	Ref Value	Rec(%)	QC Range(%)	Flag
6 Li	3	256705	1.61	350909	73.2	29 - 125	
45 Sc	1	163647	0.34	184639	88.6	29 - 125	
45 Sc	2	62008	1.70	69020	89.8	29 - 125	
45 Sc	3	1323885	0.24	1518169	87.2	29 - 125	
72 Ge	1	36283	0.31	37931	95.7	29 - 125	
72 Ge	2	30370	1.26	32104	94.6	29 - 125	
72 Ge	3	260386	0.71	281442	92.5	29 - 125	
74 Ge	1	52103	1.23	54041	96.4	29 - 125	
74 Ge	2	45554	0.99	47754	95.4	29 - 125	
74 Ge	3	366165	0.64	394590	92.8	29 - 125	
115 In	1	337090	0.38	353103	95.5	29 - 125	
115 In	2	144425	1.63	150584	95.9	29 - 125	
115 In	3	1100812	0.47	1153512	95.4	29 - 125	
159 Tb	3	1540636	0.82	1585513	97.2	29 - 125	
209 Bi	3	1605391	0.32	1651055	97.2	29 - 125	

Tune File# 1 c:\icpchem\1\7500\h2.u
Tune File# 2 c:\icpchem\1\7500\he.u
Tune File# 3 c:\icpchem\1\7500\norm.u

ISTD Ref File : C:\ICPCHEM\1\DATA\wg250829.b\003CALB.D\003CALB.D#

1 :Element Failures 0 :Max. Number of Failures Allowed
0 :ISTD Failures 0 :Max. Number of ISTD Failures Allowed

Continuing Calibration Blank (CCB) QC Report

Data File: C:\ICPCHEM\1\DATA\wg250829.b\033_CCB.D\033_CCB.D#
Date Acquired: Aug 29 2008 08:33 am
Operator:
Sample Name: CCB
Misc Info:
Vial Number: 1102
Current Method: C:\ICPCHEM\1\DATA\wg250829.b\6020ACZ4.M
Calibration File: C:\ICPCHEM\1\DATA\wg250829.b\6020ACZ4.C
Last Cal Update: Aug 29 2008 09:38 am
Sample Type: CCB
Total Dil Factor: 1.00

Data Results:
Analytes: Pass
ISTD: Pass

QC Elements

Element	IS Ref	Tune	Conc.	RSD(%)	High Limit	Flag
9 Be	6	3	0.029 ppb	37.83	0.300	
11 B	6	3	0.186 ppb	13.94	1.500	
27 Al	72	3	0.623 ppb	14.95	3.000	
51 V	45	2	0.058 ppb	12.15	0.600	
52 Cr	45	2	0.029 ppb	23.91	0.300	
55 Mn	72	3	0.024 ppb	58.75	1.500	
59 Co	72	3	0.009 ppb	51.39	0.150	
60 Ni	45	2	0.027 ppb	80.82	1.800	
63 Cu	45	2	0.152 ppb	15.10	1.500	
66 Zn	72	3	0.124 ppb	23.08	6.000	
75 As	45	2	0.080 ppb	56.77	1.500	
78 Se	72	1	0.084 ppb	20.81	3.000	
98 Mo	115	3	0.452 ppb	2.27	1.500	
107 Ag	115	3	0.009 ppb	48.54	0.150	
111 Cd	115	3	0.009 ppb	43.85	0.300	
118 Sn	115	3	0.043 ppb	24.10	0.300	
121 Sb	115	3	0.111 ppb	19.11	1.200	
137 Ba	115	3	0.051 ppb	53.82	0.300	
205 Tl	209	3	0.016 ppb	35.08	0.300	
208 Pb	209	3	0.014 ppb	16.57	0.300	
232 Th	209	3	0.036 ppb	14.42	3.000	
238 U	209	3	0.017 ppb	24.21	0.300	

ISTD Elements

Element	Tune	CPS Mean	RSD(%)	Ref Value	Rec(%)	QC Range(%)	Flag
6 Li	3	277697	0.32	350909	79.1	29 - 125	
45 Sc	1	172088	2.88	184639	93.2	29 - 125	
45 Sc	2	65785	0.43	69020	95.3	29 - 125	
45 Sc	3	1384482	1.78	1518169	91.2	29 - 125	
72 Ge	1	36457	3.18	37931	96.1	29 - 125	
72 Ge	2	31348	0.32	32104	97.6	29 - 125	
72 Ge	3	267010	0.50	281442	94.9	29 - 125	
74 Ge	1	52074	2.97	54041	96.4	29 - 125	
74 Ge	2	46654	0.55	47754	97.7	29 - 125	
74 Ge	3	375311	0.27	394590	95.1	29 - 125	
115 In	1	339751	1.91	353103	96.2	29 - 125	
115 In	2	147515	0.13	150584	98.0	29 - 125	
115 In	3	1129068	0.86	1153512	97.9	29 - 125	
159 Tb	3	1556498	0.18	1585513	98.2	29 - 125	
209 Bi	3	1618915	0.60	1651055	98.1	29 - 125	

Tune File# 1 c:\icpchem\1\7500\h2.u
Tune File# 2 c:\icpchem\1\7500\he.u
Tune File# 3 c:\icpchem\1\7500\norm.u

ISTD Ref File : C:\ICPCHEM\1\DATA\wg250829.b\003CALB.D\003CALB.D#

0 :Element Failures
0 :ISTD Failures

0 :Max. Number of Failures Allowed
0 :Max. Number of ISTD Failures Allowed

Sample QC Report

Data File: C:\ICPCHEM\1\DATA\wg250829.b\034SMPL.D\034SMPL.D#
Date Acquired: Aug 29 2008 08:40 am
Acq. Method: 6020ACZ4.M
Operator:
Sample Name: L71134-14
Misc Info:
Vial Number: 4503
Current Method: C:\ICPCHEM\1\DATA\wg250829.b\6020ACZ4.M
Calibration File: C:\ICPCHEM\1\DATA\wg250829.b\6020ACZ4.C
Last Cal. Update: Aug 29 2008 09:38 am
Sample Type: Sample
Dilution Factor: 505.00
Autodil Factor: Undiluted
Final Dil Factor: 505.00

Data Results:
Analytes: Fail
ISTD: Pass

QC Elements

Element	IS Ref	Tune	Corr Conc	Raw Conc	Units	RSD(%)	High Limit	Flag
9 Be	6	3	245.531	0.486	ppb	9.98	200.00	
11 B	6	3	1,425.110	2.822	ppb	5.29	20.00	
27 Al	72	3	###########	8515.000	ppb	2.48	1000.00	OCAL
51 V	45	2	38,844.600	76.920	ppb	1.07	200.00	
52 Cr	45	2	5,095.450	10.090	ppb	1.07	200.00	
55 Mn	72	3	174,679.500	345.900	ppb	1.60	200.00	OCAL
59 Co	72	3	4,060.200	8.040	ppb	0.81	200.00	
60 Ni	45	2	3,251.695	6.439	ppb	2.07	500.00	
63 Cu	45	2	###########	3873.000	ppb	0.84	500.00	OCAL
66 Zn	72	3	40,364.650	79.930	ppb	2.56	1000.00	
75 As	45	2	7,741.650	15.330	ppb	3.63	500.00	
78 Se	72	1	3,380.470	6.694	ppb	4.58	500.00	
98 Mo	115	3	354,005.000	701.000	ppb	2.79	200.00	OCAL
107 Ag	115	3	3,017.880	5.976	ppb	3.12	50.00	
111 Cd	115	3	218.261	0.432	ppb	14.76	200.00	
118 Sn	115	3	4,886.885	9.677	ppb	3.83	200.00	
121 Sb	115	3	422.635	0.837	ppb	4.51	25.00	
137 Ba	115	3	50,429.300	99.860	ppb	5.23	500.00	
205 Tl	209	3	195.082	0.386	ppb	4.81	200.00	
208 Pb	209	3	152,055.500	301.100	ppb	2.02	500.00	
232 Th	209	3	8,857.700	17.540	ppb	2.49	200.00	
238 U	209	3	1,169.075	2.315	ppb	1.79	200.00	

ISTD Elements

Element	Tune	CPS Mean	RSD(%)	Ref Value	Rec(%)	QC Range(%)	Flag
6 Li	3	185305	0.84	350909	52.8	29.5 - 125.4	
45 Sc	1	148445	1.37	184639	80.4	29.5 - 125.4	
45 Sc	2	54900	0.35	69020	79.5	29.5 - 125.4	
45 Sc	3	1137983	1.01	1518169	75.0	29.5 - 125.4	
72 Ge	1	31476	0.96	37931	83.0	29.5 - 125.4	
72 Ge	2	27616	1.36	32104	86.0	29.5 - 125.4	
72 Ge	3	246438	1.13	281442	87.6	29.5 - 125.4	
74 Ge	1	45097	1.49	54041	83.4	29.5 - 125.4	
74 Ge	2	40680	0.97	47754	85.2	29.5 - 125.4	
74 Ge	3	337378	0.76	394590	85.5	29.5 - 125.4	
115 In	1	308393	0.88	353103	87.3	29.5 - 125.4	
115 In	2	132799	0.57	150584	88.2	29.5 - 125.4	
115 In	3	1028441	2.32	1153512	89.2	29.5 - 125.4	
159 Tb	3	1484910	1.23	1585513	93.7	29.5 - 125.4	
209 Bi	3	1572211	1.42	1651055	95.2	29.5 - 125.4	

Tune File# 1 c:\icpchem\1\7500\h2.u
Tune File# 2 c:\icpchem\1\7500\he.u
Tune File# 3 c:\icpchem\1\7500\norm.u

ISTD Ref File : C:\ICPCHEM\1\DATA\wg250829.b\003CALB.D\003CALB.D#

4 :Element Failures 0 :Max. Number of Failures Allowed
0 :ISTD Failures 0 :Max. Number of ISTD Failures Allowed

Sample QC Report

Data File: C:\ICPCHEM\1\DATA\wg250829.b\035SMPL.D\035SMPL.D#
Date Acquired: Aug 29 2008 08:47 am
Acq. Method: 6020ACZ4.M
Operator:
Sample Name: L71134-15
Misc Info:
Vial Number: 4504
Current Method: C:\ICPCHEM\1\DATA\wg250829.b\6020ACZ4.M
Calibration File: C:\ICPCHEM\1\DATA\wg250829.b\6020ACZ4.C
Last Cal. Update: Aug 29 2008 09:38 am
Sample Type: Sample
Dilution Factor: 505.00
Autodil Factor: Undiluted
Final Dil Factor: 505.00

Data Results:
Analytes: Fail
ISTD: Pass

QC Elements

Element	IS Ref	Tune	Corr Conc	Raw Conc	Units	RSD(%)	High Limit	Flag
9 Be	6	3	226.493	0.449	ppb	4.92	200.00	
11 B	6	3	1,624.585	3.217	ppb	3.92	20.00	
27 Al	72	3	###########	7885.000	ppb	0.91	1000.00	OCAL
51 V	45	2	32,900.750	65.150	ppb	0.55	200.00	
52 Cr	45	2	5,353.000	10.600	ppb	1.21	200.00	
55 Mn	72	3	165,387.500	327.500	ppb	1.50	200.00	OCAL
59 Co	72	3	3,774.370	7.474	ppb	0.75	200.00	
60 Ni	45	2	3,188.065	6.313	ppb	2.55	500.00	
63 Cu	45	2	###########	2800.000	ppb	0.44	500.00	OCAL
66 Zn	72	3	40,793.900	80.780	ppb	0.40	1000.00	
75 As	45	2	8,226.450	16.290	ppb	0.71	500.00	
78 Se	72	1	2,850.220	5.644	ppb	2.12	500.00	
98 Mo	115	3	351,227.500	695.500	ppb	1.10	200.00	OCAL
107 Ag	115	3	1,616.505	3.201	ppb	1.93	50.00	
111 Cd	115	3	241.491	0.478	ppb	4.74	200.00	
118 Sn	115	3	4,554.595	9.019	ppb	1.10	200.00	
121 Sb	115	3	587.820	1.164	ppb	0.50	25.00	
137 Ba	115	3	68,932.500	136.500	ppb	0.97	500.00	
205 Tl	209	3	171.195	0.339	ppb	1.95	200.00	
208 Pb	209	3	51,914.000	102.800	ppb	0.58	500.00	
232 Th	209	3	7,893.150	15.630	ppb	0.59	200.00	
238 U	209	3	1,288.760	2.552	ppb	1.22	200.00	

ISTD Elements

Element	Tune	CPS Mean	RSD(%)	Ref Value	Rec(%)	QC Range(%)	Flag
6 Li	3	179444	0.22	350909	51.1	29.5 - 125.4	
45 Sc	1	146406	0.51	184639	79.3	29.5 - 125.4	
45 Sc	2	54204	0.30	69020	78.5	29.5 - 125.4	
45 Sc	3	1110482	1.23	1518169	73.1	29.5 - 125.4	
72 Ge	1	32362	0.82	37931	85.3	29.5 - 125.4	
72 Ge	2	28343	0.42	32104	88.3	29.5 - 125.4	
72 Ge	3	243272	0.53	281442	86.4	29.5 - 125.4	
74 Ge	1	46565	0.43	54041	86.2	29.5 - 125.4	
74 Ge	2	41019	1.08	47754	85.9	29.5 - 125.4	
74 Ge	3	332390	0.30	394590	84.2	29.5 - 125.4	
115 In	1	310710	0.20	353103	88.0	29.5 - 125.4	
115 In	2	132856	0.19	150584	88.2	29.5 - 125.4	
115 In	3	1029441	1.27	1153512	89.2	29.5 - 125.4	
159 Tb	3	1489470	0.73	1585513	93.9	29.5 - 125.4	
209 Bi	3	1551904	0.31	1651055	94.0	29.5 - 125.4	

Tune File# 1 c:\icpchem\1\7500\h2.u
Tune File# 2 c:\icpchem\1\7500\he.u
Tune File# 3 c:\icpchem\1\7500\norm.u

ISTD Ref File : C:\ICPCHEM\1\DATA\wg250829.b\003CALB.D\003CALB.D#

4 :Element Failures 0 :Max. Number of Failures Allowed
0 :ISTD Failures 0 :Max. Number of ISTD Failures Allowed

Sample QC Report

Data File: C:\ICPCHEM\1\DATA\wg250829.b\036SMPL.D\036SMPL.D#
Date Acquired: Aug 29 2008 08:53 am
Acq. Method: 6020ACZ4.M
Operator:
Sample Name: L71134-16
Misc Info:
Vial Number: 4505
Current Method: C:\ICPCHEM\1\DATA\wg250829.b\6020ACZ4.M
Calibration File: C:\ICPCHEM\1\DATA\wg250829.b\6020ACZ4.C
Last Cal. Update: Aug 29 2008 09:38 am
Sample Type: Sample
Dilution Factor: 505.00
Autodil Factor: Undiluted
Final Dil Factor: 505.00

Data Results:
Analytes: Fail
ISTD: Pass

QC Elements

Element	IS Ref	Tune	Corr Conc	Raw Conc	Units	RSD(%)	High Limit	Flag
9 Be	6	3	641.350	1.270	ppb	4.65	200.00	
11 B	6	3	8,650.650	17.130	ppb	2.71	20.00	
27 Al	72	3	###########	14250.000	ppb	0.54	1000.00	OCAL
51 V	45	2	29,906.100	59.220	ppb	0.82	200.00	
52 Cr	45	2	40,425.250	80.050	ppb	1.70	200.00	
55 Mn	72	3	750,430.000	1486.000	ppb	0.30	200.00	OCAL
59 Co	72	3	28,057.800	55.560	ppb	0.86	200.00	
60 Ni	45	2	43,697.650	86.530	ppb	0.79	500.00	
63 Cu	45	2	###########	45800.000	ppb	0.81	500.00	OCAL
66 Zn	72	3	###########	2764.000	ppb	0.08	1000.00	OCAL
75 As	45	2	64,791.500	128.300	ppb	1.20	500.00	
78 Se	72	1	7,852.750	15.550	ppb	1.06	500.00	
98 Mo	115	3	###########	12830.000	ppb	0.69	200.00	OCAL
107 Ag	115	3	8,625.400	17.080	ppb	1.41	50.00	
111 Cd	115	3	6,635.700	13.140	ppb	3.16	200.00	
118 Sn	115	3	91,607.000	181.400	ppb	1.13	200.00	
121 Sb	115	3	13,614.800	26.960	ppb	0.33	25.00	OCAL
137 Ba	115	3	142,208.000	281.600	ppb	0.84	500.00	
205 Tl	209	3	223.766	0.443	ppb	3.35	200.00	
208 Pb	209	3	767,095.000	1519.000	ppb	0.91	500.00	OCAL
232 Th	209	3	12,751.250	25.250	ppb	0.83	200.00	
238 U	209	3	5,196.450	10.290	ppb	0.52	200.00	

ISTD Elements

Element	Tune	CPS Mean	RSD(%)	Ref Value	Rec(%)	QC Range(%)	Flag
6 Li	3	161553	1.04	350909	46.0	29.5 - 125.4	
45 Sc	1	135615	1.71	184639	73.4	29.5 - 125.4	
45 Sc	2	50460	0.16	69020	73.1	29.5 - 125.4	
45 Sc	3	1065078	0.41	1518169	70.2	29.5 - 125.4	
72 Ge	1	30324	1.45	37931	79.9	29.5 - 125.4	
72 Ge	2	27201	0.53	32104	84.7	29.5 - 125.4	
72 Ge	3	248638	0.69	281442	88.3	29.5 - 125.4	
74 Ge	1	43254	1.83	54041	80.0	29.5 - 125.4	
74 Ge	2	38905	0.41	47754	81.5	29.5 - 125.4	
74 Ge	3	327622	0.54	394590	83.0	29.5 - 125.4	
115 In	1	303170	1.46	353103	85.9	29.5 - 125.4	
115 In	2	130567	0.95	150584	86.7	29.5 - 125.4	
115 In	3	1041965	0.50	1153512	90.3	29.5 - 125.4	
159 Tb	3	1502870	0.37	1585513	94.8	29.5 - 125.4	
209 Bi	3	1583527	0.61	1651055	95.9	29.5 - 125.4	

Tune File# 1 c:\icpchem\1\7500\h2.u
Tune File# 2 c:\icpchem\1\7500\he.u
Tune File# 3 c:\icpchem\1\7500\norm.u

ISTD Ref File : C:\ICPCHEM\1\DATA\wg250829.b\003CALB.D\003CALB.D#

7 :Element Failures 0 :Max. Number of Failures Allowed
0 :ISTD Failures 0 :Max. Number of ISTD Failures Allowed

Sample QC Report

Data File: C:\ICPCHEM\1\DATA\wg250829.b\037SMPL.D\037SMPL.D#
Date Acquired: Aug 29 2008 09:00 am
Acq. Method: 6020ACZ4.M
Operator:
Sample Name: L71134-17
Misc Info:
Vial Number: 4506
Current Method: C:\ICPCHEM\1\DATA\wg250829.b\6020ACZ4.M
Calibration File: C:\ICPCHEM\1\DATA\wg250829.b\6020ACZ4.C
Last Cal. Update: Aug 29 2008 09:38 am
Sample Type: Sample
Dilution Factor: 505.00
Autodil Factor: Undiluted
Final Dil Factor: 505.00

Data Results:

Analytes: Fail
ISTD: Pass

QC Elements

Element	IS Ref	Tune	Corr Conc	Raw Conc	Units	RSD(%)	High Limit	Flag
9 Be	6	3	2,032.625	4.025	ppb	6.24	200.00	
11 B	6	3	5,196.450	10.290	ppb	1.50	20.00	
27 Al	72	3	###########	12890.000	ppb	0.33	1000.00	OCAL
51 V	45	2	31,370.600	62.120	ppb	2.65	200.00	
52 Cr	45	2	211,039.500	417.900	ppb	3.02	200.00	OCAL
55 Mn	72	3	583,275.000	1155.000	ppb	1.62	200.00	OCAL
59 Co	72	3	16,609.450	32.890	ppb	0.47	200.00	
60 Ni	45	2	37,349.800	73.960	ppb	2.73	500.00	
63 Cu	45	2	###########	8476.000	ppb	2.59	500.00	OCAL
66 Zn	72	3	715,080.000	1416.000	ppb	0.44	1000.00	OCAL
75 As	45	2	16,013.550	31.710	ppb	0.94	500.00	
78 Se	72	1	2,858.805	5.661	ppb	5.37	500.00	
98 Mo	115	3	###########	4485.000	ppb	0.29	200.00	OCAL
107 Ag	115	3	2,560.350	5.070	ppb	1.15	50.00	
111 Cd	115	3	6,686.200	13.240	ppb	5.50	200.00	
118 Sn	115	3	69,791.000	138.200	ppb	0.43	200.00	
121 Sb	115	3	2,000.305	3.961	ppb	1.48	25.00	
137 Ba	115	3	76,810.500	152.100	ppb	0.56	500.00	
205 Tl	209	3	169.125	0.335	ppb	1.67	200.00	
208 Pb	209	3	272,851.500	540.300	ppb	0.24	500.00	OCAL
232 Th	209	3	11,034.250	21.850	ppb	0.38	200.00	
238 U	209	3	7,777.000	15.400	ppb	0.48	200.00	

ISTD Elements

Element	Tune	CPS Mean	RSD(%)	Ref Value	Rec(%)	QC Range(%)	Flag
6 Li	3	167523	0.80	350909	47.7	29.5 - 125.4	
45 Sc	1	137548	0.83	184639	74.5	29.5 - 125.4	
45 Sc	2	50097	0.79	69020	72.6	29.5 - 125.4	
45 Sc	3	1063588	0.66	1518169	70.1	29.5 - 125.4	
72 Ge	1	30429	0.33	37931	80.2	29.5 - 125.4	
72 Ge	2	26337	0.60	32104	82.0	29.5 - 125.4	
72 Ge	3	237035	0.84	281442	84.2	29.5 - 125.4	
74 Ge	1	43225	1.29	54041	80.0	29.5 - 125.4	
74 Ge	2	38102	1.68	47754	79.8	29.5 - 125.4	
74 Ge	3	318711	0.54	394590	80.8	29.5 - 125.4	
115 In	1	301364	0.93	353103	85.3	29.5 - 125.4	
115 In	2	126210	1.18	150584	83.8	29.5 - 125.4	
115 In	3	1014481	0.49	1153512	87.9	29.5 - 125.4	
159 Tb	3	1479214	0.24	1585513	93.3	29.5 - 125.4	
209 Bi	3	1551024	0.44	1651055	93.9	29.5 - 125.4	

Tune File# 1 c:\icpchem\1\7500\h2.u
Tune File# 2 c:\icpchem\1\7500\he.u
Tune File# 3 c:\icpchem\1\7500\norm.u

ISTD Ref File : C:\ICPCHEM\1\DATA\wg250829.b\003CALB.D\003CALB.D#

7 :Element Failures 0 :Max. Number of Failures Allowed
0 :ISTD Failures 0 :Max. Number of ISTD Failures Allowed

Sample QC Report

Data File: C:\ICPCHEM\1\DATA\wg250829.b\038SMPL.D\038SMPL.D#
Date Acquired: Aug 29 2008 09:06 am
Acq. Method: 6020ACZ4.M
Operator:
Sample Name: L71134-17MS
Misc Info:
Vial Number: 4507
Current Method: C:\ICPCHEM\1\DATA\wg250829.b\6020ACZ4.M
Calibration File: C:\ICPCHEM\1\DATA\wg250829.b\6020ACZ4.C
Last Cal. Update: Aug 29 2008 09:38 am
Sample Type: Sample
Dilution Factor: 505.00
Autodil Factor: Undiluted
Final Dil Factor: 505.00

Data Results:
Analytes: Fail
ISTD: Pass

QC Elements

Element	IS Ref	Tune	Corr Conc	Raw Conc	Units	RSD(%)	High Limit	Flag
9 Be	6	3	34,612.700	68.540	ppb	1.09	200.00	
11 B	6	3	12,402.800	24.560	ppb	0.90	20.00	OCAL
27 Al	72	3	###########	14330.000	ppb	1.60	1000.00	OCAL
51 V	45	2	57,166.000	113.200	ppb	0.36	200.00	
52 Cr	45	2	865,065.000	1713.000	ppb	1.57	200.00	OCAL
55 Mn	72	3	760,530.000	1506.000	ppb	0.71	200.00	OCAL
59 Co	72	3	43,137.100	85.420	ppb	0.36	200.00	
60 Ni	45	2	218,059.000	431.800	ppb	0.43	500.00	
63 Cu	45	2	###########	11170.000	ppb	0.45	500.00	OCAL
66 Zn	72	3	###########	2029.000	ppb	1.19	1000.00	OCAL
75 As	45	2	46,894.300	92.860	ppb	1.52	500.00	
78 Se	72	1	15,584.300	30.860	ppb	2.11	500.00	
98 Mo	115	3	###########	4851.000	ppb	0.56	200.00	OCAL
107 Ag	115	3	6,928.600	13.720	ppb	0.74	50.00	
111 Cd	115	3	33,693.600	66.720	ppb	0.38	200.00	
118 Sn	115	3	114,736.000	227.200	ppb	0.50	200.00	OCAL
121 Sb	115	3	4,892.440	9.688	ppb	0.68	25.00	
137 Ba	115	3	174,679.500	345.900	ppb	0.57	500.00	
205 Tl	209	3	23,548.150	46.630	ppb	1.19	200.00	
208 Pb	209	3	370,417.500	733.500	ppb	0.37	500.00	OCAL
232 Th	209	3	24,709.650	48.930	ppb	0.69	200.00	
238 U	209	3	23,381.500	46.300	ppb	0.82	200.00	

ISTD Elements

Element	Tune	CPS Mean	RSD(%)	Ref Value	Rec(%)	QC Range(%)	Flag
6 Li	3	165866	0.29	350909	47.3	29.5 - 125.4	
45 Sc	1	133954	0.86	184639	72.5	29.5 - 125.4	
45 Sc	2	48822	0.35	69020	70.7	29.5 - 125.4	
45 Sc	3	1045831	1.65	1518169	68.9	29.5 - 125.4	
72 Ge	1	29498	0.20	37931	77.8	29.5 - 125.4	
72 Ge	2	25803	0.71	32104	80.4	29.5 - 125.4	
72 Ge	3	236277	0.15	281442	84.0	29.5 - 125.4	
74 Ge	1	42139	0.19	54041	78.0	29.5 - 125.4	
74 Ge	2	37282	0.38	47754	78.1	29.5 - 125.4	
74 Ge	3	312730	0.42	394590	79.3	29.5 - 125.4	
115 In	1	297424	0.69	353103	84.2	29.5 - 125.4	
115 In	2	124686	0.57	150584	82.8	29.5 - 125.4	
115 In	3	1002557	0.54	1153512	86.9	29.5 - 125.4	
159 Tb	3	1481372	0.72	1585513	93.4	29.5 - 125.4	
209 Bi	3	1537915	0.32	1651055	93.1	29.5 - 125.4	

Tune File# 1 c:\icpchem\1\7500\h2.u
Tune File# 2 c:\icpchem\1\7500\he.u
Tune File# 3 c:\icpchem\1\7500\norm.u

ISTD Ref File : C:\ICPCHEM\1\DATA\wg250829.b\003CALB.D\003CALB.D#

9 :Element Failures 0 :Max. Number of Failures Allowed
0 :ISTD Failures 0 :Max. Number of ISTD Failures Allowed

Sample QC Report

Data File: C:\ICPCHEM\1\DATA\wg250829.b\039SMPL.D\039SMPL.D#
Date Acquired: Aug 29 2008 09:13 am
Acq. Method: 6020ACZ4.M
Operator:
Sample Name: L71134-17MSD
Misc Info:
Vial Number: 4508
Current Method: C:\ICPCHEM\1\DATA\wg250829.b\6020ACZ4.M
Calibration File: C:\ICPCHEM\1\DATA\wg250829.b\6020ACZ4.C
Last Cal. Update: Aug 29 2008 09:38 am
Sample Type: Sample
Dilution Factor: 505.00
Autodil Factor: Undiluted
Final Dil Factor: 505.00

Data Results:
Analytes: Fail
ISTD: Pass

QC Elements

Element	IS Ref	Tune	Corr Conc	Raw Conc	Units	RSD(%)	High Limit	Flag
9 Be	6	3	33,885.500	67.100	ppb	1.60	200.00	
11 B	6	3	10,958.500	21.700	ppb	2.49	20.00	OCAL
27 Al	72	3	###########	14350.000	ppb	0.64	1000.00	OCAL
51 V	45	2	56,509.500	111.900	ppb	0.53	200.00	
52 Cr	45	2	927,685.000	1837.000	ppb	0.24	200.00	OCAL
55 Mn	72	3	677,205.000	1341.000	ppb	0.51	200.00	OCAL
59 Co	72	3	41,288.800	81.760	ppb	0.43	200.00	
60 Ni	45	2	284,567.500	563.500	ppb	0.82	500.00	OCAL
63 Cu	45	2	###########	9642.000	ppb	0.87	500.00	OCAL
66 Zn	72	3	876,175.000	1735.000	ppb	1.14	1000.00	OCAL
75 As	45	2	45,470.200	90.040	ppb	0.70	500.00	
78 Se	72	1	15,862.050	31.410	ppb	2.34	500.00	
98 Mo	115	3	###########	5087.000	ppb	0.91	200.00	OCAL
107 Ag	115	3	6,686.200	13.240	ppb	2.34	50.00	
111 Cd	115	3	33,067.400	65.480	ppb	1.52	200.00	
118 Sn	115	3	142,561.500	282.300	ppb	0.79	200.00	OCAL
121 Sb	115	3	5,171.200	10.240	ppb	1.21	25.00	
137 Ba	115	3	117,665.000	233.000	ppb	0.15	500.00	
205 Tl	209	3	23,649.150	46.830	ppb	0.27	200.00	
208 Pb	209	3	397,081.500	786.300	ppb	0.36	500.00	OCAL
232 Th	209	3	24,083.450	47.690	ppb	0.76	200.00	
238 U	209	3	22,987.600	45.520	ppb	0.39	200.00	

ISTD Elements

Element	Tune	CPS Mean	RSD(%)	Ref Value	Rec(%)	QC Range(%)	Flag
6 Li	3	167841	1.75	350909	47.8	29.5 - 125.4	
45 Sc	1	131947	0.93	184639	71.5	29.5 - 125.4	
45 Sc	2	48301	0.57	69020	70.0	29.5 - 125.4	
45 Sc	3	1046627	1.20	1518169	68.9	29.5 - 125.4	
72 Ge	1	29181	1.69	37931	76.9	29.5 - 125.4	
72 Ge	2	25479	1.81	32104	79.4	29.5 - 125.4	
72 Ge	3	234255	0.76	281442	83.2	29.5 - 125.4	
74 Ge	1	41795	0.49	54041	77.3	29.5 - 125.4	
74 Ge	2	36735	0.69	47754	76.9	29.5 - 125.4	
74 Ge	3	311023	0.44	394590	78.8	29.5 - 125.4	
115 In	1	299805	0.98	353103	84.9	29.5 - 125.4	
115 In	2	124804	0.52	150584	82.9	29.5 - 125.4	
115 In	3	1009894	0.29	1153512	87.5	29.5 - 125.4	
159 Tb	3	1474330	0.70	1585513	93.0	29.5 - 125.4	
209 Bi	3	1546527	0.16	1651055	93.7	29.5 - 125.4	

Tune File# 1 c:\icpchem\1\7500\h2.u
Tune File# 2 c:\icpchem\1\7500\he.u
Tune File# 3 c:\icpchem\1\7500\norm.u

ISTD Ref File : C:\ICPCHEM\1\DATA\wg250829.b\003CALB.D\003CALB.D#

10 :Element Failures 0 :Max. Number of Failures Allowed
0 :ISTD Failures 0 :Max. Number of ISTD Failures Allowed

Continuing Calibration Verification (CCV) QC Report

Data File: C:\ICPCHEM\1\DATA\wg250829.b\040_CCV.D\040_CCV.D#
Date Acquired: Aug 29 2008 09:19 am
Operator:
Sample Name: CCV
Misc Info:
Vial Number: 1107
Current Method: C:\ICPCHEM\1\DATA\wg250829.b\6020ACZ4.M
Calibration File: C:\ICPCHEM\1\DATA\wg250829.b\6020ACZ4.C
Last Cal Update: Aug 29 2008 09:38 am
Sample Type: CCV
Total Dil Factor: 1.00

Data Results:
Analytes: Fail
ISTD: Pass

QC Elements

Element	IS Ref	Tune	Conc. ppb	RSD(%)	Expected	Rec(%)	QC Range(%)	Flag
9 Be	6	3	54.390	0.51	50.00	108.8	89 - 110	
11 B	6	3	22.650	2.58	20.00	113.3	89 - 110	Fail
27 Al	72	3	97.960	0.32	100.00	98.0	89 - 110	
51 V	45	2	51.300	0.40	50.00	102.6	89 - 110	
52 Cr	45	2	53.440	0.54	50.00	106.9	89 - 110	
55 Mn	72	3	48.500	0.38	50.00	97.0	89 - 110	
59 Co	72	3	46.780	0.52	50.00	93.6	89 - 110	
60 Ni	45	2	52.890	0.85	50.00	105.8	89 - 110	
63 Cu	45	2	55.250	0.99	50.00	110.5	89 - 110	Fail
66 Zn	72	3	50.400	0.19	50.00	100.8	89 - 110	
75 As	45	2	53.500	1.00	50.00	107.0	89 - 110	
78 Se	72	1	51.540	1.10	50.00	103.1	89 - 110	
98 Mo	115	3	24.390	1.30	20.00	122.0	89 - 110	Fail
107 Ag	115	3	18.930	1.35	20.00	94.7	89 - 110	
111 Cd	115	3	49.850	0.95	50.00	99.7	89 - 110	
118 Sn	115	3	49.400	0.33	50.00	98.8	89 - 110	
121 Sb	115	3	19.760	0.89	20.00	98.8	89 - 110	
137 Ba	115	3	52.030	1.11	50.00	104.1	89 - 110	
205 Tl	209	3	51.410	0.39	50.00	102.8	89 - 110	
208 Pb	209	3	49.090	0.53	50.00	98.2	89 - 110	
232 Th	209	3	51.080	0.87	50.00	102.2	89 - 110	
238 U	209	3	49.870	0.41	50.00	99.7	89 - 110	

ISTD Elements

Element	Tune	CPS Mean	RSD(%)	Ref Value	Rec(%)	QC Range(%)	Flag
6 Li	3	249544	0.84	350909	71.1	29 - 125	
45 Sc	1	156845	0.93	184639	84.9	29 - 125	
45 Sc	2	59746	0.90	69020	86.6	29 - 125	
45 Sc	3	1337503	1.39	1518169	88.1	29 - 125	
72 Ge	1	34639	0.73	37931	91.3	29 - 125	
72 Ge	2	29918	0.40	32104	93.2	29 - 125	
72 Ge	3	268488	0.42	281442	95.4	29 - 125	
74 Ge	1	49921	1.12	54041	92.4	29 - 125	
74 Ge	2	44603	1.50	47754	93.4	29 - 125	
74 Ge	3	376517	0.63	394590	95.4	29 - 125	
115 In	1	338194	0.88	353103	95.8	29 - 125	
115 In	2	145530	0.43	150584	96.6	29 - 125	
115 In	3	1163355	0.47	1153512	100.9	29 - 125	
159 Tb	3	1641014	0.30	1585513	103.5	29 - 125	
209 Bi	3	1699056	0.55	1651055	102.9	29 - 125	

Tune File# 1 c:\icpchem\1\7500\h2.u
Tune File# 2 c:\icpchem\1\7500\he.u
Tune File# 3 c:\icpchem\1\7500\norm.u

ISTD Ref File : C:\ICPCHEM\1\DATA\wg250829.b\003CALB.D\003CALB.D#

3 :Element Failures 0 :Max. Number of Failures Allowed
0 :ISTD Failures 0 :Max. Number of ISTD Failures Allowed

Continuing Calibration Blank (CCB) QC Report

Data File: C:\ICPCHEM\1\DATA\wg250829.b\041_CCB.D\041_CCB.D#
Date Acquired: Aug 29 2008 09:26 am
Operator:
Sample Name: CCB
Misc Info:
Vial Number: 1102
Current Method: C:\ICPCHEM\1\DATA\wg250829.b\6020ACZ4.M
Calibration File: C:\ICPCHEM\1\DATA\wg250829.b\6020ACZ4.C
Last Cal Update: Aug 29 2008 09:38 am
Sample Type: CCB
Total Dil Factor: 1.00

Data Results:
Analytes: Fail
ISTD: Pass

QC Elements

Element	IS Ref	Tune	Conc.	RSD(%)	High Limit	Flag
9 Be	6	3	0.031 ppb	90.96	0.300	
11 B	6	3	0.093 ppb	67.20	1.500	
27 Al	72	3	1.497 ppb	9.45	3.000	
51 V	45	2	0.010 ppb	65.20	0.600	
52 Cr	45	2	0.044 ppb	61.43	0.300	
55 Mn	72	3	0.074 ppb	13.79	1.500	
59 Co	72	3	0.020 ppb	22.18	0.150	
60 Ni	45	2	0.041 ppb	20.15	1.800	
63 Cu	45	2	0.567 ppb	19.25	1.500	
66 Zn	72	3	0.233 ppb	5.53	6.000	
75 As	45	2	0.125 ppb	16.48	1.500	
78 Se	72	1	0.046 ppb	132.57	3.000	
98 Mo	115	3	1.596 ppb	3.57	1.500	Fail
107 Ag	115	3	0.019 ppb	27.30	0.150	
111 Cd	115	3	0.016 ppb	120.11	0.300	
118 Sn	115	3	0.067 ppb	11.53	0.300	
121 Sb	115	3	0.105 ppb	16.94	1.200	
137 Ba	115	3	0.087 ppb	6.42	0.300	
205 Tl	209	3	0.213 ppb	6.08	0.300	
208 Pb	209	3	0.058 ppb	32.92	0.300	
232 Th	209	3	0.042 ppb	6.06	3.000	
238 U	209	3	0.026 ppb	7.09	0.300	

ISTD Elements

Element	Tune	CPS Mean	RSD(%)	Ref Value	Rec(%)	QC Range(%)	Flag
6 Li	3	268043	0.76	350909	76.4	29 - 125	
45 Sc	1	174904	0.38	184639	94.7	29 - 125	
45 Sc	2	66022	0.89	69020	95.7	29 - 125	
45 Sc	3	1449857	0.19	1518169	95.5	29 - 125	
72 Ge	1	38008	0.57	37931	100.2	29 - 125	
72 Ge	2	32387	0.65	32104	100.9	29 - 125	
72 Ge	3	283269	0.24	281442	100.6	29 - 125	
74 Ge	1	54198	0.98	54041	100.3	29 - 125	
74 Ge	2	48123	0.71	47754	100.8	29 - 125	
74 Ge	3	400194	0.30	394590	101.4	29 - 125	
115 In	1	368299	0.42	353103	104.3	29 - 125	
115 In	2	155735	0.19	150584	103.4	29 - 125	
115 In	3	1202433	1.06	1153512	104.2	29 - 125	
159 Tb	3	1642491	0.13	1585513	103.6	29 - 125	
209 Bi	3	1719074	0.93	1651055	104.1	29 - 125	

Tune File# 1 c:\icpchem\1\7500\h2.u
Tune File# 2 c:\icpchem\1\7500\he.u
Tune File# 3 c:\icpchem\1\7500\norm.u

ISTD Ref File : C:\ICPCHEM\1\DATA\wg250829.b\003CALB.D\003CALB.D#

1 :Element Failures
0 :ISTD Failures
0 :Max. Number of Failures Allowed
0 :Max. Number of ISTD Failures Allowed

ICPMS Total 3050

WG250918

ACZ Laboratories, Inc

QC List Type: QC-ICPMS-846
QCListMatClass: SOLID
Bench Sheet List:
QC Ref: MA-ICPMS-T-846
Group ID: MA-G-MS-3050
Method Ref: M6020
SOP Ref: SOPII022

Instrument ID: ICPMS~~5~~4
Analyst: MSH
ACZ Dept: 33
Create Date: 8/29/2008 12:15:06 PM
Start Date/Time: 8-29-08
End Date/Time:

SEQ	ACZ ID	Client ID	SubSX	Pri	EC	TDS	PBMS3050	Dilution
1	WG250918ICV	MS080813-2					✓	1
2	WG250918ICB	NONE					✓	1
3	WG250918ICSA	MS080821-1					✓	1
4	WG250918ICSAB	MS080821-2					✓	1
5	WG250918WASH	NONE					✓	1
6	WG249875PBS	NONE					✓	500
7	WG249875LCSS	PCN30289					✓	5000
8	WG249875LCSSD	PCN30289					✓	5000
9	L70948-04	EM-JS-02-1-3					✓	2020
11	L70948-12	C-JS-02-5-7					✓	
12	L70948-12MS	MS080707-3					✓	520
13	WG250918CCV1	MS080813-2					✓	1
14	WG250918CCB1	NONE					✓	1
15	L70948-12MSD	MS080707-3					✓	520
16	WG250425PBS	NONE					✓	500
17	WG250425LCSS	PCN30289					✓	5000
18	WG250425LCSSD	PCN30289					✓	5000
19	L71041-02	EM-G27-1-3					✓	500
20	L71041-02SDL	NONE					✓	1
21	L71041-02MS	MS080707-3					✓	500
22	L71041-02MSD	MS080707-3					✓	500
23	L71041-04	RA-JS-04-1-2.5					✓	505

add SDL *
MSH
8-29-08

Report Comments:

AREV: 9/3/08 ECF / MSH 9-3-08
Initials, Date

Internal Comments

SREV: SL 9-3-08
Initials, Date

82208

9-4-08

ICPMS Total 3050

QC List Type: QC-ICPMS-846
QCListMatClass: SOLID
Bench Sheet List:
QC Ref: MA-ICPMS-T-846
Group ID: MA-G-MS-3050
Method Ref: M6020
SOP Ref: SOPII022

WG250918

ACZ Laboratories, Inc

Instrument ID: ICPMS5
Analyst:
ACZ Dept: 33
Create Date: 8/29/2008 12:15:06 PM
Start Date/Time:
End Date/Time:

SEQ	ACZ ID	Client ID	SubSX	Pri	EC	TDS	PBMS3050	Dilution
24	L71041-06	RA-JS-03-1-3					✓	505
25	WG250918CCV2	MS080813-2					✓	1
26	WG250918CCB2	NONE					✓	1
27	WG250513PBS	NONE					✓	500
28	WG250513LCSS	PCN30289					✓	5000
29	WG250513LCSSD	PCN30289					✓	5000
30	L71134-16	EM-JS-08-5-7					✓	~~20200~~ 10100 2ox
31	L71134-16SDL	NONE					✓	~~10~~100
32	L71134-17	EM-JS-08-10-12					✓	5050 1ox
33	L71134-17MS	MS080707-3	MS 1ox soils				✓	5050
34	L71134-17MSD	MS080707-3					✓	5050
35	WG250918CCV3	MS080813-2	SJ 9.5.08				✓	1
36	WG250918CCB3	NONE					✓	1

2020
2020
1010
1010
1010
MSH
8-29-08

Report Comments:

AREV:
Initials, Date

Internal Comments

SREV:
Initials, Date

82208

ICPMS Total 3050

QC List Type: QC-ICPMS-846
QCListMatClass: SOLID
Bench Sheet List:
QC Ref: MA-ICPMS-T-846
Group ID: MA-G-MS-3050
Method Ref: M6020
SOP Ref: SOPII022

WG250918

ACZ Laboratories, Inc

Instrument ID: ICPMS5
Analyst:
ACZ Dept: 33
Create Date: 8/29/2008 12:15:06 PM
Start Date/Time:
End Date/Time:

Sample	Login Comments
L70948-04	16OZ SOIL JAR(INORG WALKIN)
L70948-12MS	ICPMS Spike
L70948-12MSD	ICPMS Spike
L71041-02	16OZ SJ (INORG WALKIN)
L71041-02MS	ICPMS Spike
L71041-02MSD	ICPMS Spike
L71041-04	16OZ SJ (INORG WALKIN)
L71041-06	16OZ SJ (INORG WALKIN)
L71134-16	SJ(2) INORG WALKIN
L71134-17	SJ(2) INORG WALKIN
L71134-17MS	ICPMS Spike
L71134-17MSD	ICPMS Spike

Report Comments:

Internal Comments

AREV:
Initials, Date

SREV:
Initials, Date

82208

ACZ Laboratories, Inc.
ICPMS DATA REVIEW CHECKLIST

AREV: ERF/MSH
Date: 9/3/08

SREV: [illegible]
Date: 9-3-08

Workgroup: 2509918
Sample Type: 3050
Analysis Date: 9/2/08
Analyst: ERF/MSH

	Yes	No	N/A
1) Is the instrument ID on the bench sheet correct?	✓		
2) Has a passing method tune been performed within 24 hours?	✓		
3) Was the low calibration point dropped? If yes, notify PM of change to PQLs.		✓	
4) Is the linear regression ≥0.995 for the analytes of interest?	✓		
5) Was the PQV standard analyzed & evaluated for DW samples ? (Fail in LIMS if no DW sxs in WG.)			✓
6) Do the dilution factors on the benchsheet match the sequence in the raw data?	✓		
7) Is any sample analyzed on dilution appropriately "D" qualified (not required for o-cal, EC, TDS)?			✓
8) Is the correct sub-sample type entered on the bench sheet (if different than SOP)?			✓
9) Are the % Recoveries of the internal standards within the method limits?	✓		
10) Are all of the QC critera listed in LIMS within specified limits?		✓	
11) Are all samples requiring re-analysis / re-digestion at REDO / REDX status?			✓
12) Are all errors properly crossed out (i.e. single-line, dated & initialed)?	✓		
13) Is a current standard/reagent form attached to the workgroup?	✓		
14) **FOR SREV**: QA/QC approval for initial training or 2 sets of initials for WG & LIMS?			

For any of the items listed above that are checked "No" state the corrective action/explanation below.

QC/Sample ID	Analytical Problem	Corrective action
L70948-12	Pb MS = 138.8	NA
~~L71041-02~~	~~SDL Pb~~ = ERF 9/3/08	
L71134-16	Pb SDL = 16.4	Zb
-17	MS = 444 MSD = 541.6	M3

FRMII012.02.08.10

ACZ LABORATORIES, INC.
Standards/Reagents Information
ICPMS, Methods 6020 and 200.8

Calibration Standards

6020/200.8 Stock #1: MS080714-6 SCN
6020/200.8 Stock #2: MS080822-3 SCN
6020/200.8 Ag/Sb Stock: MS080814-1 SCN

INT. STD.: MS080825-2 SCN

PQV: MS080822-2 SCN
EXP. 10/11/08

Nitric Acid: 30490 PCN

Hydrochloric Acid: 30082 PCN

ACZ Laboratories, Inc.
ICPMS DATA REVIEW CHECKLIST

AREV: MSH
Date: 8-29-08

SREV:
Date:

Workgroup: WG250716
Sample Type: T3050
Analysis Date: 8-29-08
Analyst: MSH

	Yes	No	N/A
1) Is the instrument ID on the bench sheet correct?	✓		
2) Has a passing method tune been performed within 24 hours?	✓		
3) Was the low calibration point dropped? If yes, notify PM of change to PQLs.		✓	
4) Is the linear regression >0.995 for the analytes of interest?	✓		
5) Was the PQV standard analyzed & evaluated for DW samples ? (Fail in LIMS if no DW sxs in WG.)	✓		
6) Do the dilution factors on the benchsheet match the sequence in the raw data?	✓		
7) Is any sample analyzed on dilution appropriately "D" qualified (not required for o-cal, EC, TDS)?	✓		
8) Is the correct sub-sample type entered on the bench sheet (if different than SOP)?	✓		
9) Are the % Recoveries of the internal standards within the method limits?	✓		
10) Are all of the QC critera listed in LIMS within specified limits?		✓	
11) Are all samples requiring re-analysis / re-digestion at REDO / REDX status?	✓		
12) Are all errors properly crossed out (i.e. single-line, dated & initialed)?	✓		
13) Is a current standard/reagent form attached to the workgroup?	✓		
14) **FOR SREV**: QA/QC approval for initial training or 2 sets of initials for WG & LIMS?	✓		

For any of the items listed above that are checked "No" state the corrective action/explanation below.

QC/Sample ID	Analytical Problem	Corrective action
ICSA	Pb: 0.00096	N1 [5X] > 10X [ICSA] or Redo
041-0502	As, Pb, Se, Tl, U	ZB/ZH
041-02MS	Sb: 37 36	MZ

FRMII012.02.08.10

ICPMS Total 3050

QC List Type: QC-ICPMS-846
QCListMatClass: SOLID
Bench Sheet List:
QC Ref: MA-ICPMS-T-846
Group ID: MA-G-MS-3050
Method Ref: M6020
SOP Ref: SOPII022

WG250716

ACZ Laboratories, Inc

Instrument ID: ICPMS5
Analyst: MSH
ACZ Dept: 33
Create Date: 8/27/2008 11:19:43 AM
Start Date/Time: 8-27-08
End Date/Time: 8-29-08

SE Q	ACZ ID	Client ID	SubSX	Pri	EC	TDS	AS MS 3050	PB MS 3050	SB MS 3050	SE MS 3050	TL MS 3050	U MS 3050	Dilution
1	WG250716ICV	MS080813-2					✓	✓	✓	✓	✓	✓	1
2	WG250716ICB	NONE					✓	✓	✓	✓	✓	✓	1
3	WG250716ICSA	MS080821-1					✓	✓	✓	✓	✓	✓	1
4	WG250716ICSAB	MS080821-2					✓	✓	✓	✓	✓	✓	1
5	WG250716WASH	NONE					✓	✓	✓	✓	✓	✓	1
6	WG250425PBS	NONE					✓	✓	✓	✓	✓	✓	500
7	WG250425LCSS	PCN30289					✓	✓	✓	✓	✓		5000
8	WG250425LCSSD	PCN30289					✓	✓	✓	✓	✓		5000
9	L71041-01	EM-G27-0-1					✓	✓	✓	✓	✓	✓	505
10	L71041-01SDL	NONE					✓	✓	✓	✓	✓	✓	505
11	L71041-02	EM-G27-1-3					✓	✓	✓	✓	✓	✓	500
12	L71041-02MS	MS080707-3					✓	✓	✓	✓	✓	✓	500
13	WG250716CCV1	MS080807-4					✓	✓	✓	✓	✓	✓	1
14	WG250716CCB1	NONE					✓	✓	✓	✓	✓	✓	1
15	L71041-02MSD	MS080707-3					✓	✓	✓	✓	✓	✓	500
16	L71041-03	RA-JS-04-0-1					✓	✓	✓	✓	✓	✓	505
17	L71041-04	RA-JS-04-1-2.5					✓	✓	✓	✓	✓	✓	505
18	L71041-05	RA-JS-03-0-1					✓	✓	✓	✓	✓	✓	505
19	L71041-06	RA-JS-03-1-3					✓	✓	✓	✓	✓	✓	505
20	L71041-07	RA-JS-05-0-1					✓	✓	✓	✓	✓	✓	505
21	L71041-08	RA-JS-05-1-3					✓	✓	✓	✓	✓	✓	505
22	L71041-09	EM-P24-0-1					✓	✓	✓	✓	✓	✓	505

Report Comments: ~~EJM W250712 MSH 8-26-08~~ MSH 8-29-08

AREV: MSH 8-29-08
Initials, Date

Internal Comments

SREV:
Initials, Date

82608

ICPMS Total 3050

QC List Type: QC-ICPMS-846
QCListMatClass: SOLID
Bench Sheet List:
QC Ref: MA-ICPMS-T-846
Group ID: MA-G-MS-3050
Method Ref: M6020
SOP Ref: SOPII022

WG250716

ACZ Laboratories, Inc

Instrument ID: ICPMS5
Analyst:
ACZ Dept: 33
Create Date: 8/27/2008 11:19:43 AM
Start Date/Time:
End Date/Time:

SEQ	ACZ ID	Client ID	SubSX	Pri	EC	TDS	AS MS 3050	PB MS 3050	SB MS 3050	SE MS 3050	TL MS 3050	U MS 3050	Dilution
23	L71041-10	EM-P24-1-3					✓	✓	✓	✓	✓	✓	505
24	L71041-11	EM-P24-10-11					✓	✓	✓	✓	✓	✓	515
25	WG250716CCV2	MS080807-4					✓	✓	✓	✓	✓	✓	1
26	WG250716CCB2	NONE					✓	✓	✓	✓	✓	✓	1
27	L71041-12	RA-JS-01-0-1					✓	✓	✓	✓	✓	✓	515
28	L71041-13	RA-JS-01-1-3					✓	✓	✓	✓	✓	✓	515
29	L71041-14	RA-JS-01-5-7					✓	✓	✓	✓	✓	✓	505
30	L71041-15	EM-P24-5-7					✓	✓	✓	✓	✓	✓	500
31	WG250716CCV3	MS080807-4					✓	✓	✓	✓	✓	✓	1
32	WG250716CCB3	NONE					✓	✓	✓	✓	✓	✓	1

Report Comments: _____

Internal Comments _____

AREV: _____
Initials, Date

SREV: _____
Initials, Date

82608

ACZ Laboratories, Inc.
ICPMS DATA REVIEW CHECKLIST

AREV: RAC
Date: 8/29/08

SREV:
Date:

Workgroup: 250829
Sample Type: 3050
Analysis Date: 8/29/08
Analyst: RAC

	Yes	No	N/A
1) Is the instrument ID on the bench sheet correct?	✓		
2) Has a passing method tune been performed within 24 hours?	✓		
3) Was the low calibration point dropped? If yes, notify PM of change to PQLs.		✓	
4) Is the linear regression ≥0.995 for the analytes of interest?	✓		
5) Was the PQV standard analyzed & evaluated for DW samples ? (Fail in LIMS if no DW sxs in WG.)			✓
6) Do the dilution factors on the benchsheet match the sequence in the raw data?	✓		
7) Is any sample analyzed on dilution appropriately "D" qualified (not required for o-cal, EC, TDS)?			✓
8) Is the correct sub-sample type entered on the bench sheet (if different than SOP)?			✓
9) Are the % Recoveries of the internal standards within the method limits?	✓		
10) Are all of the QC critera listed in LIMS within specified limits?	✓		
11) Are all samples requiring re-analysis / re-digestion at REDO / REDX status?	✓		
12) Are all errors properly crossed out (i.e. single-line, dated & initialed)?	✓		
13) Is a current standard/reagent form attached to the workgroup?	✓		
14) **FOR SREV**: QA/QC approval for initial training or 2 sets of initials for WG & LIMS?			

For any of the items listed above that are checked "No" state the corrective action/explanation below.

QC/Sample ID	Analytical Problem	Corrective action
134-16	Pb, Sb OCAL	REDO @ 20x
-17	Pb OCAL	REDO @ 10x
513 LCSS	As↑ = 221.1 ppm	RL
134-01 SDL	Ub, sx < 100x MDL	ZB
134-17MS/D	Pb↑ sx OCAL	M3
	Sb↓	M2

FRMII012.02.08.10

ICPMS Total 3050

WG250829

ACZ Laboratories, Inc

QC List Type: QC-ICPMS-846
QCListMatClass: SOLID
Bench Sheet List:
QC Ref: MA-ICPMS-T-846
Group ID: MA-G-MS-3050
Method Ref: M6020
SOP Ref: SOPII022

Instrument ID: ICPMS3
Analyst: KAC
ACZ Dept: 33
Create Date: 8/28/2008 12:36:58 PM
Start Date/Time:
End Date/Time:

4310 RY

SEQ	ACZ ID	Client ID	SubSX	Pri	EC	TDS	AS MS 3050	PB MS 3050	SB MS 3050	SE MS 3050	TL MS 3050	U MS 3050	Dilution
1	WG250829ICV	MS080813-2					☑	☑	☑	☑	☑	☑	1
2	WG250829ICB	NONE					☑	☑	☑	☑	☑	☑	1
3	WG250829ICSA	MS080821-1					☑	☑	☑	☑	☑	☑	1
4	WG250829ICSAB	MS080821-2					☑	☑	☑	☑	☑	☑	1
5	WG250829WASH	NONE					☑	☑	☑	☑	☑	☑	1
6	WG250513PBS	NONE					☑	☑	☑	☑	☑	☑	500
7	WG250513LCSS	PCN30289					☑	☑	☑	☑	☑	☐	5000
8	WG250513LCSSD	PCN30289					☑	☑	☑	☑	☑	☐	5000
9	L71134-01	RP-JS-02-0-1					☑	☑	☑	☑	☑	☑	505
10	L71134-01SDL	NONE					☑	☑	☑	☑	☑	☑	505
11	L71134-02	RP-JS-02-1-3					☑	☑	☑	☑	☑	☑	505
12	L71134-03	RP-JS-02-1-3D					☑	☑	☑	☑	☑	☑	505
13	WG250829CCV1	MS080807-4					☑	☑	☑	☑	☑	☑	1
14	WG250829CCB1	NONE					☑	☑	☑	☑	☑	☑	1
15	L71134-04	RP-JS-02-5-7					☑	☑	☑	☑	☑	☑	505
16	L71134-05	RP-JS-02-10-12					☑	☑	☑	☑	☑	☑	505
17	L71134-06	RP-JS-02-15-17					☑	☑	☑	☑	☑	☑	505
18	L71134-07	RP-JS-01-0-1					☑	☑	☑	☑	☑	☑	505
19	L71134-08	RP-JS-01-1-3					☑	☑	☑	☑	☑	☑	505
20	L71134-09	RP-JS-01-1-3D					☑	☑	☑	☑	☑	☑	505
21	L71134-10	RP-JS-01-5-7					☑	☑	☑	☑	☑	☑	505
22	L71134-11	RP-JS-01-10-12					☑	☑	☑	☑	☑	☑	505

Report Comments:

AREV: KAC 8/29/08
Initials, Date

Internal Comments

SREV:
Initials, Date

82908

ICPMS Total 3050

WG250829

ACZ Laboratories, Inc

QC List Type: QC-ICPMS-846
QCListMatClass: SOLID
Bench Sheet List:
QC Ref: MA-ICPMS-T-846
Group ID: MA-G-MS-3050
Method Ref: M6020
SOP Ref: SOPII022

Instrument ID: ICPMS3
Analyst:
ACZ Dept: 33
Create Date: 8/28/2008 12:36:58 PM
Start Date/Time:
End Date/Time:

SEQ	ACZ ID	Client ID	SubSX	Pri	EC	TDS	AS MS 3050	PB MS 3050	SB MS 3050	SE MS 3050	TL MS 3050	U MS 3050	Dilution
23	L71134-12	RP-JS-01-15-17					☑	☑	☑	☑	☑	☑	500
24	L71134-13	EM-JS-08-0-1					☑	☑	☑	☑	☑	☑	505
25	WG250829CCV2	MS080807-4					☑	☑	☑	☑	☑	☑	1
26	WG250829CCB2	NONE					☑	☑	☑	☑	☑	☑	1
27	L71134-14	EM-JS-08-1-3					☑	☑	☑	☑	☑	☑	505
28	L71134-15	EM-JS-08-1-3D					☑	☑	☑	☑	☑	☑	505
29	L71134-16	EM-JS-08-5-7					☑	☑	☑	☑	☑	☑	505
30	L71134-17	EM-JS-08-10-12					☑	☑	☑	☑	☑	☑	505
31	L71134-17MS	MS080707-3					☑	☑	☑	☑	☑	☑	505
32	L71134-17MSD	MS080707-3					☑	☑	☑	☑	☑	☑	505
33	WG250829CCV3	MS080807-4					☑	☑	☑	☑	☑	☑	1
34	WG250829CCB3	NONE					☑	☑	☑	☑	☑	☑	1

Report Comments:

AREV:
Initials, Date

Internal Comments

SREV:
Initials, Date

82908

ACZ Laboratories, Inc.
ICPMS DATA REVIEW CHECKLIST

AREV:	RAC
Date:	8/29/08
SREV:	
Date:	

Workgroup:	250827
Sample Type:	3050
Analysis Date:	8/29/08
Analyst:	RAC

	Yes	No	N/A
1) Is the instrument ID on the bench sheet correct?	✓		
2) Has a passing method tune been performed within 24 hours?	✓		
3) Was the low calibration point dropped? If yes, notify PM of change to PQLs.		✓	
4) Is the linear regression ≥0.995 for the analytes of interest?	✓		
5) Was the PQV standard analyzed & evaluated for DW samples ? (Fail in LIMS if no DW sxs in WG.)			✓
6) Do the dilution factors on the benchsheet match the sequence in the raw data?	✓		
7) Is any sample analyzed on dilution appropriately "D" qualified (not required for o-cal, EC, TDS)?			✓
8) Is the correct sub-sample type entered on the bench sheet (if different than SOP)?			✓
9) Are the % Recoveries of the internal standards within the method limits?	✓		
10) Are all of the QC critera listed in LIMS within specified limits?		✓	
11) Are all samples requiring re-analysis / re-digestion at REDO / REDX status?	✓		
12) Are all errors properly crossed out (i.e. single-line, dated & initialed)?	✓		
13) Is a current standard/reagent form attached to the workgroup?	✓		
14) **FOR SREV**: QA/QC approval for initial training or 2 sets of initials for WG & LIMS?			

For any of the items listed above that are checked "No" state the corrective action/explanation below.

QC/Sample ID	Analytical Problem	Corrective action
875 LCSS	Pb↓ = 177.7 ppm	REDO assc. SX
588 LCSS/D	As↑	NO assc. SX
	Se↑	NO assc. SX
218-01 MS/D	Pb↓, [SX] > 3x [spike]	M3
218-12 SDL	Se↓, [SX] < 100x MDL	ZB

FRMII012.02.08.10

ICPMS Total 3050

WG250827

ACZ Laboratories, Inc

QC List Type: QC-ICPMS-846
QCListMatClass: SOLID
Bench Sheet List:
QC Ref: MA-ICPMS-T-846
Group ID: MA-G-MS-3050
Method Ref: M6020
SOP Ref: SOPII022

Instrument ID: ICPMS3
Analyst: RAC
ACZ Dept: 33
Create Date: 8/28/2008 12:22:51 PM
Start Date/Time:
End Date/Time:

4101 R3

SEQ	ACZ ID	Client ID	SubSX	Pri	EC	TDS	AS MS 3050	PB MS 3050	SE MS 3050	Dilution
1	WG250827ICV	MS080813-2					☑	☑	☑	1
2	WG250827ICB	NONE					☑	☑	☑	1
3	WG250827ICSA	MS080821-1					☑	☑	☑	1
4	WG250827ICSAB	MS080821-2					☑	☑	☑	1
5	WG250827WASH	NONE					☑	☑	☑	1
6	WG249875PBS	NONE					☑	☑	☑	500
7	WG249875LCSS	PCN30289					☑	☑	☑	5000
8	WG249875LCSSD	PCN30289					☑	☑	☑	5000
9	L70948-02	EM-JS-01-1-3					☑	☐	☑	515
10	L70948-04	EM-JS-02-1-3					☐	☑	☐	2020
11	L70948-12	C-JS-02-5-7					☑	☐	☐	
12	L70948-12MS	MS080707-3					☑	☑	☑	520
13	WG250827CCV1	MS080807-4					☑	☑	☑	1
14	WG250827CCB1	NONE					☑	☑	☑	1
15	L70948-12MSD	MS080707-3					☑	☑	☑	520
16	WG250588PBS	NONE					☐	☑	☐	500
17	WG250588LCSS	PCN30289					☐	☑	☐	5000
18	WG250588LCSSD	PCN30289					☐	☑	☐	5000
19	**L71218-01**	SB-1 (0-1')		40			☐	☑	☐	510
20	L71218-01MS	MS080707-3					☐	☑	☐	510
21	L71218-01MSD	MS080707-3					☐	☑	☐	510
22	**L71218-02**	SB-1 (1-2')		40			☐	☑	☐	505

Report Comments:

AREV: RAC 8/29/08
Initials, Date

Internal Comments

SREV:
Initials, Date

82208

ICPMS Total 3050

WG250827

ACZ Laboratories, Inc

QC List Type: QC-ICPMS-846
QCListMatClass: SOLID
Bench Sheet List:
QC Ref: MA-ICPMS-T-846
Group ID: MA-G-MS-3050
Method Ref: M6020
SOP Ref: SOPII022

Instrument ID: ICPMS3
Analyst:
ACZ Dept: 33
Create Date: 8/28/2008 12:22:51 PM
Start Date/Time:
End Date/Time:

SEQ	ACZ ID	Client ID	SubSX	Pri	EC	TDS	AS MS 3050	PB MS 3050	SE MS 3050	Dilution
23	L71218-03	SB-1 (2-3')		40			☐	☑	☐	505
24	L71218-04	SB-1 (3-4')		40			☐	☑	☐	505
25	WG250827CCV2	MS080807-4					☑	☑	☑	1
26	WG250827CCB2	NONE					☑	☑	☑	1
27	L71218-05	SB-2 (0-1')		40			☐	☑	☐	510
28	L71218-06	SB-2 (1-2')		40			☐	☑	☐	505
29	L71218-07	SB-2 (2-3')		40			☐	☑	☐	505
30	L71218-08	SB-2 (3-4')		40			☐	☑	☐	505
31	L71218-09	SB-3 (0-1')		40			☐	☑	☐	510
32	L71218-10	SB-3 (1-2')		40			☐	☑	☐	505
33	L71218-11	SB-3 (2-3')		40			☐	☑	☐	505
34	L71218-12	SB-3 (3-4')		40			☐	☑	☐	510
35	L71218-12SDL	NONE					☑	☑	☑	510
36	WG250827CCV3	MS080807-4					☑	☑	☑	1
37	WG250827CCB3	NONE					☑	☑	☑	1

Report Comments:

AREV:
Initials, Date

Internal Comments

SREV:
Initials, Date

82208

	Method	Type	Vial	Sample	Comment	Dil/Lvl
1		Keyword		Start of CALIB		
2	C:\ICPCHEM\1\METHODS\6020ACZ1.M	CalBlk	1301	Calblk		Level 1
3	C:\ICPCHEM\1\METHODS\6020ACZ1.M	CalBlk	1301	Calblk		Level 1
4	C:\ICPCHEM\1\METHODS\6020ACZ1.M	CalBlk	1302	Calblk		Level 1
5	C:\ICPCHEM\1\METHODS\6020ACZ1.M	CalStd	1303	PQV Std		Level 2
6	C:\ICPCHEM\1\METHODS\6020ACZ1.M	CalStd	1304	Level 3 Std		Level 3
7	C:\ICPCHEM\1\METHODS\6020ACZ1.M	CalStd	1305	Level 4 Std		Level 4
8	C:\ICPCHEM\1\METHODS\6020ACZ1.M	CalStd	1306	Level 5 Std		Level 5
9	C:\ICPCHEM\1\METHODS\6020ACZ1.M	QCS	1307	ICV		1.000
10	C:\ICPCHEM\1\METHODS\6020ACZ1.M	CCB	1302	ICB		1.000
11	C:\ICPCHEM\1\METHODS\6020ACZ1.M	CCB	2510	ICSA		1.000
12	C:\ICPCHEM\1\METHODS\6020ACZ1.M	ICSAB	2511	ICSAB		1.000
13	C:\ICPCHEM\1\METHODS\6020ACZ1.M	CCB	2512	Wash		1.000
14		Keyword		End of CALIB		
15		Keyword		Start of SMPL		
16	C:\ICPCHEM\1\METHODS\T36020A.M	Sample	2101	WG249875PBS		500.0
17	C:\ICPCHEM\1\METHODS\T36020A.M	Sample	2102	WG249875LCSS		5.000E+03
18	C:\ICPCHEM\1\METHODS\T36020A.M	Sample	2103	WG249875LCSSD		5.000E+03
19	C:\ICPCHEM\1\METHODS\T36020A.M	Sample	2104	L70948-04		2.020E+03
20	C:\ICPCHEM\1\METHODS\T36020A.M	Sample	2105	L70948-04SDL		2.020E+03
21	C:\ICPCHEM\1\METHODS\T36020A.M	Sample	2106	L70948-12		520.0
22	C:\ICPCHEM\1\METHODS\T36020A.M	Sample	2107	L70948-12SDL		520.0
23	C:\ICPCHEM\1\METHODS\T36020A.M	Sample	2108	L70948-12MS		520.0
24	C:\ICPCHEM\1\METHODS\T36020A.M	Sample	2109	L70948-12MSD		520.0
25	C:\ICPCHEM\1\METHODS\6020ACZ1.M	CCB	1203	Wash		1.000
26	C:\ICPCHEM\1\METHODS\T36020A.M	Sample	2110	WG250425PBS		500.0
27	C:\ICPCHEM\1\METHODS\T36020A.M	Sample	2111	WG250425LCSS		5.000E+03
28	C:\ICPCHEM\1\METHODS\T36020A.M	Sample	2112	WG250425LCSSD		5.000E+03
29	C:\ICPCHEM\1\METHODS\T36020A.M	Sample	2201	L71041-02		500.0
30	C:\ICPCHEM\1\METHODS\T36020A.M	Sample	2202	L71041-02SDL		1.000
31	C:\ICPCHEM\1\METHODS\T36020A.M	Sample	2203	L71041-02MS		500.0
32	C:\ICPCHEM\1\METHODS\T36020A.M	Sample	2204	L71041-02MSD		500.0
33	C:\ICPCHEM\1\METHODS\T36020A.M	Sample	2205	L71041-04		505.0
34	C:\ICPCHEM\1\METHODS\T36020A.M	Sample	2206	L71041-06		505.0

Calibration Coefficients

Sample Name: ICV
Date Acquired: Sep 2 2008 06:36 pm
Acq. Method: 6020ACZ1.M
Current Method Pa\ICPCHEM\1\DATA\wg250918.b\
Calibration Pat\ICPCHEM\1\DATA\WG250918.B\

Element Name	Mass	Calibration Corr Coef	Tune Step	IS Ref
Be	9	1.0000	3	6
B	11	0.9999	3	6
Al	27	0.9999	3	72
V	51	1.0000	2	45
Cr	52	1.0000	2	45
Mn	55	1.0000	3	72
Co	59	1.0000	3	72
Ni	60	1.0000	2	45
Cu	65	1.0000	2	45
Zn	66	1.0000	3	72
As	75	1.0000	2	45
Se	78	1.0000	1	45
Mo	98	1.0000	3	115
Ag	107	1.0000	3	115
Cd	111	1.0000	3	115
Sn	118	1.0000	3	115
Sb	121	0.9994	3	115
Ba	137	1.0000	3	115
Tl	205	1.0000	3	209
Pb	208	0.9996	3	209
U	238	0.9991	3	209

ACZ Laboratories, Inc.
2773 Downhill Drive Steamboat Springs, CO 80487 (800) 334-5493

Workgroup Review and Approval

WG250918

Date Reported: 03-Sep-08
Run ID: R627583
Date Analyzed: 02-Sep-08
ICAL Workgroup:
Instrument ID: ICPMS4

WG250918ICV

Tag: Measured: 9/2/2008 6:36:00 PM

Status	Parm_Stored	Type	Value	Dil	Qual	Units	Appv	MDL	RDL	Text Value	Ext Qual
SREV	LEAD	FOUND	0.04845	1		mg/L	++	0.0001	0.0005		
SREV	LEAD	REC	96.9	1		%	++	0.0001	0.0005		

WG250918ICB

Tag: Measured: 9/2/2008 6:40:00 PM

Status	Parm_Stored	Type	Value	Dil	Qual	Units	Appv	MDL	RDL	Text Value	Ext Qual
SREV	LEAD	FOUND		1	U	mg/L	++	0.0001	0.0005		

WG250918ICSA

Tag: Measured: 9/2/2008 6:44:00 PM

Status	Parm_Stored	Type	Value	Dil	Qual	Units	Appv	MDL	RDL	Text Value	Ext Qual
SREV	LEAD	FOUND	0.00016	1	B	mg/L	++	0.0001	0.0005		

WG250918ICSAB

Tag: Measured: 9/2/2008 6:48:00 PM

Status	Parm_Stored	Type	Value	Dil	Qual	Units	Appv	MDL	RDL	Text Value	Ext Qual
SREV	LEAD	FOUND	0.02005	1		mg/L	++	0.0001	0.0005		
SREV	LEAD	REC	100.3	1		%	++	0.0001	0.0005		

WG249875PBS

Tag: 3 Measured: 9/2/2008 6:57:00 PM

Status	Parm_Stored	Type	Value	Dil	Qual	Units	Appv	MDL	RDL	Text Value	Ext Qual
SREV	LEAD	FOUND		500	U	mg/Kg	++	0.05	0.3		

WG249875LCSS

Tag: 3 Measured: 9/2/2008 6:58:00 PM

Status	Parm_Stored	Type	Value	Dil	Qual	Units	Appv	MDL	RDL	Text Value	Ext Qual
SREV	LEAD	FOUND	238.4	5000		mg/Kg	++	0.5	3		
SREV	LEAD	REC	106.9	5000		%	++	0.5	3		

WG249875LCSSD

Tag: 3 Measured: 9/2/2008 7:00:00 PM

Status	Parm_Stored	Type	Value	Dil	Qual	Units	Appv	MDL	RDL	Text Value	Ext Qual
SREV	LEAD	FOUND	229.65	5000		mg/Kg	++	0.5	3		
SREV	LEAD	REC	103	5000		%	++	0.5	3		
SREV	LEAD	RPD	3.7	5000		%	++	0.5	3		

L70948-04

Tag: 3 Measured: 9/2/2008 7:02:00 PM

Status	Parm_Stored	Type	Value	Dil	Qual	Units	Appv	MDL	RDL	Text Value	Ext Qual
SREV	LEAD	-MS-3050	576	2020		mg/Kg	++	0.2	1		MA

L70948-04SDL

Tag: Measured: 9/2/2008 7:04:00 PM

Status	Parm_Stored	Type	Value	Dil	Qual	Units	Appv	MDL	RDL	Text Value	Ext Qual
SREV	LEAD	D	9.8	2020		%	++	0.2	1		
SREV	LEAD	FOUND	103.89	2020		mg/Kg	++	0.2	1		
SREV	LEAD	REG	519.45	2020		mg/Kg	++	0.2	1		

L70948-12

Tag: 3 Measured: 9/2/2008 7:06:00 PM

Status	Parm_Stored	Type	Value	Dil	Qual	Units	Appv	MDL	RDL	Text Value	Ext Qual
NEED	LEAD	REG	36.4	520		mg/Kg	++	0.05	0.3		

L70948-12SDL

Tag: Measured: 9/2/2008 7:08:00 PM

Status	Parm_Stored	Type	Value	Dil	Qual	Units	Appv	MDL	RDL	Text Value	Ext Qual
SREV	LEAD	D	8.9	520		%	++	0.05	0.3		
SREV	LEAD	FOUND	7.925	520		mg/Kg	++	0.05	0.3		
SREV	LEAD	REG	39.625	520		mg/Kg	++	0.05	0.3		

L70948-12MS

Tag: 3 Measured: 9/2/2008 7:10:00 PM

Status	Parm_Stored	Type	Value	Dil	Qual	Units	Appv	MDL	RDL	Text Value	Ext Qual
SREV	LEAD	FOUND	72.488	520		mg/Kg	++	0.05	0.3		
SREV	LEAD	REC	138.8	520		%	ALRT	0.05	0.3		MA

L70948-12MSD

Tag: 3 Measured: 9/2/2008 7:12:00 PM

Status	Parm_Stored	Type	Value	Dil	Qual	Units	Appv	MDL	RDL	Text Value	Ext Qual
SREV	LEAD	FOUND	59.592	520		mg/Kg	++	0.05	0.3		
SREV	LEAD	REC	89.2	520		%	++	0.05	0.3		
SREV	LEAD	RPD	19.53	520		%	++	0.05	0.3		

WG250918CCV1

Tag: Measured: 9/2/2008 7:14:00 PM

Status	Parm_Stored	Type	Value	Dil	Qual	Units	Appv	MDL	RDL	Text Value	Ext Qual
SREV	LEAD	FOUND	0.0492	1		mg/L	++	0.0001	0.0005		
SREV	LEAD	REC	98.4	1		%	++	0.0001	0.0005		

WG250918CCB1

Tag: Measured: 9/2/2008 7:18:00 PM

Status	Parm_Stored	Type	Value	Dil	Qual	Units	Appv	MDL	RDL	Text Value	Ext Qual
SREV	LEAD	FOUND	0.0001	1	B	mg/L	++	0.0001	0.0005		

WG250425PBS

Tag: 1 Measured: 9/2/2008 7:26:00 PM

Status	Parm_Stored	Type	Value	Dil	Qual	Units	Appv	MDL	RDL	Text Value	Ext Qual
SREV	LEAD	FOUND		500	U	mg/Kg	++	0.05	0.3		

WG250425LCSS

Tag: 1 Measured: 9/2/2008 7:28:00 PM

Status	Parm_Stored	Type	Value	Dil	Qual	Units	Appv	MDL	RDL	Text Value	Ext Qual
SREV	LEAD	FOUND	223.2	5000		mg/Kg	++	0.5	3		
SREV	LEAD	REC	100.1	5000		%	++	0.5	3		

WG250425LCSSD Tag: 1 Measured: 9/2/2008 7:30:00 PM

Status	Parm_Stored	Type	Value	Dil	Qual	Units	Appv	MDL	RDL	Text Value	Ext Qual
SREV	LEAD	FOUND	227.95	5000		mg/Kg	++	0.5	3		
SREV	LEAD	REC	102.2	5000		%	++	0.5	3		
SREV	LEAD	RPD	2.1	5000		%	++	0.5	3		

L71041-02 Tag: 1 Measured: 9/2/2008 7:32:00 PM

Status	Parm_Stored	Type	Value	Dil	Qual	Units	Appv	MDL	RDL	Text Value	Ext Qual
SREV	LEAD	-MS-3050	3.92	500		mg/Kg	++	0.05	0.3		

L71041-02SDL Tag: Measured: 9/2/2008 7:34:00 PM

Status	Parm_Stored	Type	Value	Dil	Qual	Units	Appv	MDL	RDL	Text Value	Ext Qual
SREV	LEAD	D	5.4	500		%	++	0.05	0.3		
SREV	LEAD	FOUND	0.742	500		mg/Kg	++	0.05	0.3		
SREV	LEAD	REG	3.71	500		mg/Kg	++	0.05	0.3		

L71041-02MS Tag: 1 Measured: 9/2/2008 7:36:00 PM

Status	Parm_Stored	Type	Value	Dil	Qual	Units	Appv	MDL	RDL	Text Value	Ext Qual
SREV	LEAD	FOUND	30.76	500		mg/Kg	++	0.05	0.3		
SREV	LEAD	REC	107.4	500		%	++	0.05	0.3		

L71041-02MSD Tag: 1 Measured: 9/2/2008 7:38:00 PM

Status	Parm_Stored	Type	Value	Dil	Qual	Units	Appv	MDL	RDL	Text Value	Ext Qual
SREV	LEAD	FOUND	30.795	500		mg/Kg	++	0.05	0.3		
SREV	LEAD	REC	107.5	500		%	++	0.05	0.3		
SREV	LEAD	RPD	0.11	500		%	++	0.05	0.3		

L71041-04 Tag: 1 Measured: 9/2/2008 7:40:00 PM

Status	Parm_Stored	Type	Value	Dil	Qual	Units	Appv	MDL	RDL	Text Value	Ext Qual
SREV	LEAD	-MS-3050	3	505		mg/Kg	++	0.05	0.3		

L71041-06 Tag: 1 Measured: 9/2/2008 7:41:00 PM

Status	Parm_Stored	Type	Value	Dil	Qual	Units	Appv	MDL	RDL	Text Value	Ext Qual
SREV	LEAD	-MS-3050	2.81	505		mg/Kg	++	0.05	0.3		

WG250513PBS Tag: 1 Measured: 9/2/2008 7:48:00 PM

Status	Parm_Stored	Type	Value	Dil	Qual	Units	Appv	MDL	RDL	Text Value	Ext Qual
SREV	LEAD	FOUND		500	U	mg/Kg	++	0.05	0.3		

WG250918CCV2 Tag: Measured: 9/2/2008 7:50:00 PM

Status	Parm_Stored	Type	Value	Dil	Qual	Units	Appv	MDL	RDL	Text Value	Ext Qual
SREV	LEAD	FOUND	0.05018	1		mg/L	++	0.0001	0.0005		
SREV	LEAD	REC	100.4	1		%	++	0.0001	0.0005		

WG250918CCB2 Tag: Measured: 9/2/2008 7:54:00 PM

Status	Parm_Stored	Type	Value	Dil	Qual	Units	Appv	MDL	RDL	Text Value	Ext Qual
SREV	LEAD	FOUND		1	U	mg/L	++	0.0001	0.0005		

WG250513LCSS Tag: 1 Measured: 9/2/2008 7:59:00 PM

Status	Parm_Stored	Type	Value	Dil	Qual	Units	Appv	MDL	RDL	Text Value	Ext Qual
SREV	LEAD	FOUND	229.9	5000		mg/Kg	++	0.5	3		
SREV	LEAD	REC	103.1	5000		%	++	0.5	3		

WG250513LCSSD Tag: 1 Measured: 9/2/2008 8:01:00 PM

Status	Parm_Stored	Type	Value	Dil	Qual	Units	Appv	MDL	RDL	Text Value	Ext Qual
SREV	LEAD	FOUND	233.1	5000		mg/Kg	++	0.5	3		
SREV	LEAD	REC	104.5	5000		%	++	0.5	3		
SREV	LEAD	RPD	1.4	5000		%	++	0.5	3		

L71134-16 Tag: 1 Measured: 9/2/2008 8:02:00 PM

Status	Parm_Stored	Type	Value	Dil	Qual	Units	Appv	MDL	RDL	Text Value	Ext Qual
SREV	LEAD	-MS-3050	999	2020		mg/Kg	++	0.2	1		M3 ZH

L71134-16SDL Tag: Measured: 9/2/2008 8:04:00 PM

Status	Parm_Stored	Type	Value	Dil	Qual	Units	Appv	MDL	RDL	Text Value	Ext Qual
SREV	LEAD	D	16.4	2020		%	ALRT	0.2	1		ZH
SREV	LEAD	FOUND	167.13	2020		mg/Kg	++	0.2	1		
SREV	LEAD	REG	835.65	2020		mg/Kg	++	0.2	1		

L71134-17 Tag: 1 Measured: 9/2/2008 8:06:00 PM

Status	Parm_Stored	Type	Value	Dil	Qual	Units	Appv	MDL	RDL	Text Value	Ext Qual
SREV	LEAD	-MS-3050	303	1010		mg/Kg	++	0.1	0.5		M3 ZH

L71134-17MS Tag: 1 Measured: 9/2/2008 8:08:00 PM

Status	Parm_Stored	Type	Value	Dil	Qual	Units	Appv	MDL	RDL	Text Value	Ext Qual
SREV	LEAD	FOUND	415.11	1010		mg/Kg	++	0.1	0.5		
SREV	LEAD	REC	444	1010		%	ALRT	0.1	0.5		M3

L71134-17MSD Tag: 1 Measured: 9/2/2008 8:10:00 PM

Status	Parm_Stored	Type	Value	Dil	Qual	Units	Appv	MDL	RDL	Text Value	Ext Qual
SREV	LEAD	FOUND	439.75	1010		mg/Kg	++	0.1	0.5		
SREV	LEAD	REC	541.6	1010		%	ALRT	0.1	0.5		M3
SREV	LEAD	RPD	5.76	1010		%	++	0.1	0.5		

WG250918CCV3 Tag: Measured: 9/2/2008 8:17:00 PM

Status	Parm_Stored	Type	Value	Dil	Qual	Units	Appv	MDL	RDL	Text Value	Ext Qual
SREV	LEAD	FOUND	0.05025	1		mg/L	++	0.0001	0.0005		
SREV	LEAD	REC	100.5	1		%	++	0.0001	0.0005		

WG250918CCB3 Tag: Measured: 9/2/2008 8:22:00 PM

Status	Parm_Stored	Type	Value	Dil	Qual	Units	Appv	MDL	RDL	Text Value	Ext Qual
SREV	LEAD	FOUND		1	U	mg/L	++	0.0001	0.0005		

WG250918CCV4

Tag: Measured: 9/2/2008 8:37:00 PM

Status	Parm_Stored	Type	Value	Dil	Qual	Units	Appv	MDL	RDL	Text Value	Ext Qual
SREV	LEAD	FOUND	0.04993	1		mg/L	++	0.0001	0.0005		
SREV	LEAD	REC	99.9	1		%	++	0.0001	0.0005		

WG250918CCB4

Tag: Measured: 9/2/2008 8:41:00 PM

Status	Parm_Stored	Type	Value	Dil	Qual	Units	Appv	MDL	RDL	Text Value	Ext Qual
SREV	LEAD	FOUND		1	U	mg/L	++	0.0001	0.0005		

6020 QC Tune Report

Data File: C:\ICPCHEM\1\DATA\080902at.b\001TUNE.D
Date Acquired: Sep 2 2008 10:42 am
Acq. Method: TN6020.M
Operator: SCP
Sample Name: 6020 Tune
Misc Info:
Vial Number: 1201
Current Method: C:\ICPCHEM\1\METHODS\TN6020.M

RSD (%)

Element	Actual	Required	Flag
7 Li	0.90	5.00	
59 Co	0.63	5.00	
115 In	1.30	5.00	
205 Tl	0.58	5.00	

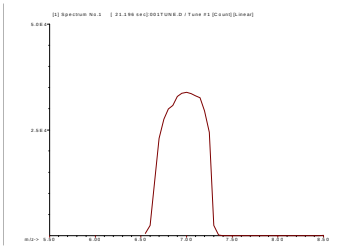

7 Li
Mass Calib.
Actual: 7.00
Required: 6.90 - 7.10
Flag:
Peak Width
Actual: 0.60
Required: 0.90
Flag:

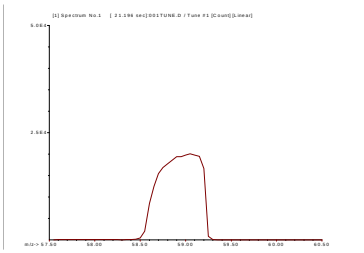

59 Co
Mass Calib.
Actual: 59.05
Required: 58.90 - 59.10
Flag:
Peak Width
Actual: 0.60
Required: 0.90
Flag:

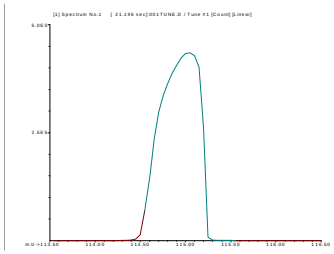

115 In
Mass Calib.
Actual: 115.00
Required: 114.90 - 115.10
Flag:
Peak Width
Actual: 0.60
Required: 0.90
Flag:

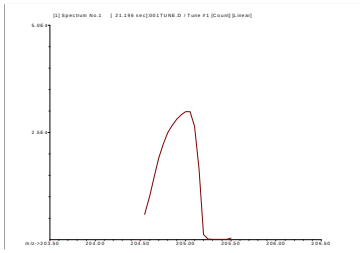

205 Tl
Mass Calib.
Actual: 204.95
Required: 204.90 - 205.10
Flag:
Peak Width
Actual: 0.60
Required: 0.90
Flag:

Calibration Blank QC Report

Data File: C:\ICPCHEM\1\DATA\wg250918.b\001CAL
Date Acquired: Sep 2 2008 06:07 pm
Operator:
Sample Name: Calblk
Misc Info:
Vial Number: 1301
Current Method: C:\ICPCHEM\1\DATA\wg250918.b\6020AC
Calibration File: C:\ICPCHEM\1\DATA\wg250918.b\6020AC
Last Cal Update: Sep 02 2008 06:35 pm
Sample Type: CalBlk
Total Dil Factor: 1.00

QC&ISTD Elements

Element		CPS Mean		SD	RSD(%)
6	Li	2615119.00	A	17660.00	0.68
7	(Li)		P		
9	Be	3.33	P	3.33	99.99
11	B	46069.39	P	12380.00	26.87
27	Al	304233.81	P	76570.00	25.17
45	Sc	2797124.00	A	364700.00	13.04
45	Sc	153991.70	P	17200.00	11.17
45	Sc	2348698.00	A	11230.00	0.48
51	V	700.69	P	632.20	90.23
52	Cr	86.67	P	11.79	13.60
55	Mn	767.82	P	55.91	7.28
59	Co	14.44	P	5.09	35.25
60	Ni	5.11	P	2.69	52.71
63	Cu	79.11	P	93.82	118.59
66	Zn	1302.66	P	320.80	24.63
72	Ge	418123.59	P	57910.00	13.85
72	Ge	48307.34	P	3087.00	6.39
72	Ge	312360.91	P	2338.00	0.75
74	Ge	580236.81	P	80550.00	13.88
74	Ge	69981.92	P	4778.00	6.83
74	Ge	432712.09	P	3640.00	0.84
75	As	12.89	P	4.07	31.60
78	Se	5.85	P	0.34	5.80
98	Mo	7.78	P	1.93	24.75
107	Ag	15.56	P	5.09	32.73
111	Cd	3.44	P	2.03	58.84
115	In	1855852.00	A	230600.00	12.43
115	In	227180.20	P	30510.00	13.43
115	In	1368197.00	A	2032.00	0.15
118	Sn	182.23	P	25.02	13.73
121	Sb	32.59	P	12.19	37.40
137	Ba	1163.41	P	408.20	35.09
159	Tb	2164263.00	A	2630.00	0.12
205	Tl	16.67	P	10.00	60.00
208	Pb	302.23	P	54.30	17.97
209	Bi	3139215.00	A	4141.00	0.13
232	Th	212.78	P	17.66	8.30
238	U	30.00	P	6.67	22.22

Calibration Blank QC Report

Data File: C:\ICPCHEM\1\DATA\wg250918.b\002CAL
Date Acquired: Sep 2 2008 06:11 pm
Operator:
Sample Name: Calblk
Misc Info:
Vial Number: 1301
Current Method: C:\ICPCHEM\1\DATA\wg250918.b\6020AC
Calibration File: C:\ICPCHEM\1\DATA\wg250918.b\6020AC
Last Cal Update: Sep 02 2008 06:35 pm
Sample Type: CalBlk
Total Dil Factor: 1.00

QC&ISTD Elements

Element		CPS Mean		SD	RSD(%)
6	Li	2574287.00	A	40950.00	1.59
7	(Li)		P		
9	Be	0.00	P	0.00	0.00
11	B	5545.42	P	140.20	2.53
27	Al	26013.37	P	443.50	1.70
45	Sc	2360246.00	A	95140.00	4.03
45	Sc	192284.20	P	9995.00	5.20
45	Sc	2210636.00	A	36770.00	1.66
51	V	1771.43	P	120.30	6.79
52	Cr	108.22	P	19.33	17.86
55	Mn	1184.52	P	18.36	1.55
59	Co	5.56	P	1.93	34.65
60	Ni	11.78	P	4.23	35.95
63	Cu	224.00	P	12.70	5.67
66	Zn	266.30	P	17.58	6.60
72	Ge	349052.91	P	13800.00	3.95
72	Ge	57513.97	P	2630.00	4.57
72	Ge	276226.69	P	5498.00	1.99
74	Ge	484963.31	P	19630.00	4.05
74	Ge	83306.88	P	3706.00	4.45
74	Ge	380484.41	P	7201.00	1.89
75	As	20.22	P	2.69	13.32
78	Se	6.22	P	0.97	15.57
98	Mo	6.67	P	6.67	100.00
107	Ag	26.67	P	5.77	21.65
111	Cd	3.81	P	2.78	72.96
115	In	1601609.00	A	82130.00	5.13
115	In	292888.81	P	15080.00	5.15
115	In	1253433.00	A	37090.00	2.96
118	Sn	141.12	P	35.95	25.48
121	Sb	34.07	P	7.40	21.71
137	Ba	24.45	P	9.62	39.37
159	Tb	2031928.00	A	48830.00	2.40
205	Tl	14.44	P	10.71	74.14
208	Pb	194.46	P	60.05	30.88
209	Bi	2777728.00	A	74250.00	2.67
232	Th	163.34	P	25.17	15.41
238	U	3.33	P	0.00	0.00

Calibration Blank QC Report

Data File: C:\ICPCHEM\1\DATA\wg250918.b\003CAL
Date Acquired: Sep 2 2008 06:15 pm
Operator:
Sample Name: Calblk
Misc Info:
Vial Number: 1302
Current Method: C:\ICPCHEM\1\DATA\wg250918.b\6020AC
Calibration File: C:\ICPCHEM\1\DATA\wg250918.b\6020AC
Last Cal Update: Sep 02 2008 06:35 pm
Sample Type: CalBlk
Total Dil Factor: 1.00

QC&ISTD Elements

Element		CPS Mean		SD	RSD(%)
6	Li	2481034.00	A	33030.00	1.33
7	(Li)		P		
9	Be	0.00	P	0.00	0.00
11	B	5150.84	P	31.81	0.62
27	Al	3671.58	P	77.27	2.10
45	Sc	2243984.00	A	46600.00	2.08
45	Sc	200543.50	P	9162.00	4.57
45	Sc	2131967.00	A	13790.00	0.65
51	V	1862.11	P	141.00	7.57
52	Cr	106.22	P	15.21	14.32
55	Mn	1132.29	P	63.46	5.60
59	Co	10.00	P	0.00	0.00
60	Ni	7.56	P	1.02	13.47
63	Cu	35.11	P	9.25	26.33
66	Zn	43.70	P	4.49	10.27
72	Ge	334391.50	P	7201.00	2.15
72	Ge	60911.26	P	2221.00	3.65
72	Ge	269231.00	P	1790.00	0.66
74	Ge	464106.19	P	9433.00	2.03
74	Ge	88322.89	P	3792.00	4.29
74	Ge	372858.91	P	3828.00	1.03
75	As	24.00	P	3.71	15.47
78	Se	5.48	P	0.90	16.38
98	Mo	8.89	P	8.39	94.37
107	Ag	15.56	P	9.62	61.86
111	Cd	1.14	P	1.07	94.10
115	In	1492179.00	A	25200.00	1.69
115	In	305233.59	P	13070.00	4.28
115	In	1201593.00	A	10970.00	0.91
118	Sn	95.56	P	10.18	10.65
121	Sb	31.48	P	7.88	25.04
137	Ba	11.11	P	7.70	69.28
159	Tb	1964878.00	A	23790.00	1.21
205	Tl	8.89	P	6.94	78.06
208	Pb	164.45	P	11.71	7.12
209	Bi	2737345.00	A	15430.00	0.56
232	Th	80.00	P	7.26	9.08
238	U	2.22	P	3.85	173.20

Calibration Standard QC Report

Data File: C:\ICPCHEM\1\DATA\wg250918.b\004CALS.D\004CALS.D#
Date Acquired: Sep 2 2008 06:19 pm
Operator:
Sample Name: PQV Std
Misc Info:
Vial Number: 1303
Current Method: C:\ICPCHEM\1\DATA\wg250918.b\6020ACZ1.M
Calibration File: C:\ICPCHEM\1\DATA\wg250918.b\6020ACZ1.C
Last Cal Update: Sep 02 2008 06:35 pm
Sample Type: CalStd
Total Dil Factor: 1.00

QC&ISTD Elements

Element	CPS Mean		SD	RSD(%)
6 Li	2447546.00	A	52180.00	2.13
7 (Li)		P		
9 Be	1096.73	P	40.42	3.69
11 B	8027.48	P	282.00	3.51
27 Al	31262.48	P	2299.00	7.35
45 Sc	2123255.00	A	11280.00	0.53
45 Sc	202530.80	P	8156.00	4.03
45 Sc	2107844.00	A	27890.00	1.32
51 V	2640.65	P	121.10	4.59
52 Cr	567.12	P	14.01	2.47
55 Mn	12025.44	P	283.50	2.36
59 Co	863.38	P	60.10	6.96
60 Ni	1161.16	P	76.16	6.56
63 Cu	2538.64	P	130.70	5.15
66 Zn	3687.45	P	46.31	1.26
72 Ge	323225.69	P	1376.00	0.43
72 Ge	62512.58	P	2507.00	4.01
72 Ge	265283.59	P	4165.00	1.57
74 Ge	450317.09	P	1499.00	0.33
74 Ge	91234.58	P	3120.00	3.42
74 Ge	365839.00	P	5549.00	1.52
75 As	105.11	P	10.63	10.11
78 Se	26.81	P	1.30	4.86
98 Mo	2992.57	P	124.80	4.17
107 Ag	244.45	P	25.02	10.24
111 Cd	214.27	P	7.62	3.56
115 In	1401619.00	A	7111.00	0.51
115 In	309822.41	P	11520.00	3.72
115 In	1160506.00	M	32660.00	2.81
118 Sn	732.26	P	35.64	4.87
121 Sb	1280.80	P	27.59	2.15
137 Ba	302.23	P	15.03	4.97
159 Tb	1923355.00	A	35550.00	1.85
205 Tl	2725.86	P	88.80	3.26
208 Pb	4010.36	P	161.60	4.03
209 Bi	2718585.00	A	34280.00	1.26
232 Th	41856.56	P	799.30	1.91
238 U	4728.65	P	103.40	2.19

ISTD Elements

Element	CPS Mean	RSD(%)	Ref Value	Rec(%)	QC Range(%)	Flag
6 Li	2447546.00	2.13	2481034.30	98.7	29.5 - 125.4	
45 Sc	2123255.00	0.53	2243983.50	94.6	29.5 - 125.4	
45 Sc	202530.77	4.03	200543.53	101.0	29.5 - 125.4	
45 Sc	2107843.80	1.32	2131967.30	98.9	29.5 - 125.4	
72 Ge	323225.75	0.43	334391.50	96.7	29.5 - 125.4	
72 Ge	62512.58	4.01	60911.25	102.6	29.5 - 125.4	
72 Ge	265283.63	1.57	269231.00	98.5	29.5 - 125.4	
74 Ge	450317.06	0.33	464106.19	97.0	29.5 - 125.4	
74 Ge	91234.58	3.42	88322.89	103.3	29.5 - 125.4	
74 Ge	365839.00	1.52	372858.91	98.1	29.5 - 125.4	
115 In	1401619.30	0.51	1492178.80	93.9	29.5 - 125.4	
115 In	309822.41	3.72	305233.63	101.5	29.5 - 125.4	
115 In	1160506.10	2.81	1201592.90	96.6	29.5 - 125.4	
159 Tb	1923354.50	1.85	1964877.90	97.9	29.5 - 125.4	
209 Bi	2718585.00	1.26	2737344.50	99.3	29.5 - 125.4	

ISTD Ref File : C:\ICPCHEM\1\DATA\wg250918.b\003CALB.D\003CALB.D#

--- :Element Failures --- :Max. Number of Failures Allowed
0 :ISTD Failures 0 :Max. Number of ISTD Failures Allowed

Data Results:
Analytes: Pass
ISTD: Pass

Calibration Standard QC Report

Data File: C:\ICPCHEM\1\DATA\wg250918.b\005CALS.D\005CALS.D#
Date Acquired: Sep 2 2008 06:23 pm
Operator:
Sample Name: Level 3 Std
Misc Info:
Vial Number: 1304
Current Method: C:\ICPCHEM\1\DATA\wg250918.b\6020ACZ1.M
Calibration File: C:\ICPCHEM\1\DATA\wg250918.b\6020ACZ1.C
Last Cal Update: Sep 02 2008 06:35 pm
Sample Type: CalStd
Total Dil Factor: 1.00

QC&ISTD Elements

Element	CPS Mean		SD	RSD(%)
6 Li	2516785.00	A	33160.00	1.32
7 (Li)		P		
9 Be	45816.55	P	108.90	0.24
11 B	11116.93	P	217.00	1.95
27 Al	585963.88	P	5544.00	0.95
45 Sc	2216463.00	A	20910.00	0.94
45 Sc	221572.50	P	7837.00	3.54
45 Sc	2155235.00	A	23270.00	1.08
51 V	20493.40	P	552.80	2.70
52 Cr	21497.45	P	772.80	3.59
55 Mn	94160.95	P	1294.00	1.37
59 Co	74928.73	P	208.90	0.28
60 Ni	20640.31	P	590.30	2.86
63 Cu	54456.62	P	1165.00	2.14
66 Zn	37023.89	P	379.10	1.02
72 Ge	330165.81	P	3582.00	1.08
72 Ge	67470.78	P	2424.00	3.59
72 Ge	267731.19	P	1869.00	0.70
74 Ge	458327.50	P	6652.00	1.45
74 Ge	98672.46	P	3421.00	3.47
74 Ge	370846.00	P	1926.00	0.52
75 As	3928.23	P	137.20	3.49
78 Se	4563.19	P	32.30	0.71
98 Mo	23840.22	P	401.70	1.69
107 Ag	10645.78	P	180.50	1.70
111 Cd	8688.17	P	99.68	1.15
115 In	1455424.00	A	21300.00	1.46
115 In	338909.69	P	12710.00	3.75
115 In	1208084.00	A	875.30	0.07
118 Sn	29030.76	P	589.00	2.03
121 Sb	2866.20	P	56.28	1.96
137 Ba	33416.00	P	194.20	0.58
159 Tb	1979020.00	A	8283.00	0.42
205 Tl	118695.50	P	1071.00	0.90
208 Pb	406333.69	P	3540.00	0.87
209 Bi	2742442.00	A	8494.00	0.31
232 Th	179343.91	P	1350.00	0.75
238 U	195509.09	P	2844.00	1.45

ISTD Elements

Element	CPS Mean	RSD(%)	Ref Value	Rec(%)	QC Range(%)	Flag
6 Li	2516785.50	1.32	2481034.30	101.4	29.5 - 125.4	
45 Sc	2216462.80	0.94	2243983.50	98.8	29.5 - 125.4	
45 Sc	221572.50	3.54	200543.53	110.5	29.5 - 125.4	
45 Sc	2155234.80	1.08	2131967.30	101.1	29.5 - 125.4	
72 Ge	330165.78	1.08	334391.50	98.7	29.5 - 125.4	
72 Ge	67470.78	3.59	60911.25	110.8	29.5 - 125.4	
72 Ge	267731.19	0.70	269231.00	99.4	29.5 - 125.4	
74 Ge	458327.53	1.45	464106.19	98.8	29.5 - 125.4	
74 Ge	98672.46	3.47	88322.89	111.7	29.5 - 125.4	
74 Ge	370846.03	0.52	372858.91	99.5	29.5 - 125.4	
115 In	1455424.00	1.46	1492178.80	97.5	29.5 - 125.4	
115 In	338909.72	3.75	305233.63	111.0	29.5 - 125.4	
115 In	1208084.30	0.07	1201592.90	100.5	29.5 - 125.4	
159 Tb	1979020.10	0.42	1964877.90	100.7	29.5 - 125.4	
209 Bi	2742441.50	0.31	2737344.50	100.2	29.5 - 125.4	

ISTD Ref File : C:\ICPCHEM\1\DATA\wg250918.b\003CALB.D\003CALB.D#

--- :Element Failures --- :Max. Number of Failures Allowed
0 :ISTD Failures 0 :Max. Number of ISTD Failures Allowed

Data Results:
Analytes: Pass
ISTD: Pass

Calibration Standard QC Report

Data File: C:\ICPCHEM\1\DATA\wg250918.b\006CALS.D\006CALS.D#
Date Acquired: Sep 2 2008 06:27 pm
Operator:
Sample Name: Level 4 Std
Misc Info:
Vial Number: 1305
Current Method: C:\ICPCHEM\1\DATA\wg250918.b\6020ACZ1.M
Calibration File: C:\ICPCHEM\1\DATA\wg250918.b\6020ACZ1.C
Last Cal Update: Sep 02 2008 06:35 pm
Sample Type: CalStd
Total Dil Factor: 1.00

QC&ISTD Elements

Element	CPS Mean		SD	RSD(%)
6 Li	2442611.00	A	29580.00	1.21
7 (Li)		P		
9 Be	218085.00	P	1497.00	0.69
11 B	32968.58	P	99.69	0.30
27 Al	3169385.00	A	11630.00	0.37
45 Sc	2222064.00	A	44700.00	2.01
45 Sc	234742.59	P	9162.00	3.90
45 Sc	2101249.00	A	13520.00	0.64
51 V	96529.18	P	4020.00	4.16
52 Cr	109433.20	P	4450.00	4.07
55 Mn	443192.69	P	2853.00	0.64
59 Co	357530.31	P	1318.00	0.37
60 Ni	104926.50	P	3360.00	3.20
63 Cu	275917.19	P	8411.00	3.05
66 Zn	176372.09	P	65.39	0.04
72 Ge	327732.00	P	5906.00	1.80
72 Ge	71838.03	P	2775.00	3.86
72 Ge	262421.91	P	1306.00	0.50
74 Ge	456985.59	P	9104.00	1.99
74 Ge	104890.60	P	4089.00	3.90
74 Ge	364722.50	P	1807.00	0.50
75 As	20462.50	P	887.00	4.33
78 Se	21937.58	P	80.31	0.37
98 Mo	114107.40	P	867.10	0.76
107 Ag	55125.40	P	166.50	0.30
111 Cd	41502.59	P	146.40	0.35
115 In	1452213.00	A	30190.00	2.08
115 In	361792.19	P	13980.00	3.86
115 In	1144318.00	M	34310.00	3.00
118 Sn	136731.50	P	470.50	0.34
121 Sb	14581.50	P	59.49	0.41
137 Ba	157668.09	P	569.50	0.36
159 Tb	1938188.00	A	9382.00	0.48
205 Tl	563803.88	P	379.50	0.07
208 Pb	1927631.00	P	5115.00	0.27
209 Bi	2702763.00	A	5245.00	0.19
232 Th	861044.19	P	4077.00	0.47
238 U	931678.63	P	4142.00	0.44

ISTD Elements

Element	CPS Mean	RSD(%)	Ref Value	Rec(%)	QC Range(%)	Flag
6 Li	2442610.80	1.21	2481034.30	98.5	29.5 - 125.4	
45 Sc	2222064.00	2.01	2243983.50	99.0	29.5 - 125.4	
45 Sc	234742.58	3.90	200543.53	117.1	29.5 - 125.4	
45 Sc	2101249.00	0.64	2131967.30	98.6	29.5 - 125.4	
72 Ge	327732.03	1.80	334391.50	98.0	29.5 - 125.4	
72 Ge	71838.03	3.86	60911.25	117.9	29.5 - 125.4	
72 Ge	262421.91	0.50	269231.00	97.5	29.5 - 125.4	
74 Ge	456985.56	1.99	464106.19	98.5	29.5 - 125.4	
74 Ge	104890.62	3.90	88322.89	118.8	29.5 - 125.4	
74 Ge	364722.47	0.50	372858.91	97.8	29.5 - 125.4	
115 In	1452212.60	2.08	1492178.80	97.3	29.5 - 125.4	
115 In	361792.22	3.86	305233.63	118.5	29.5 - 125.4	
115 In	1144317.80	3.00	1201592.90	95.2	29.5 - 125.4	
159 Tb	1938187.90	0.48	1964877.90	98.6	29.5 - 125.4	
209 Bi	2702763.00	0.19	2737344.50	98.7	29.5 - 125.4	

ISTD Ref File : C:\ICPCHEM\1\DATA\wg250918.b\003CALB.D\003CALB.D#

--- :Element Failures --- :Max. Number of Failures Allowed
0 :ISTD Failures 0 :Max. Number of ISTD Failures Allowed

Data Results:
Analytes: Pass
ISTD: Pass

Calibration Standard QC Report

Data File: C:\ICPCHEM\1\DATA\wg250918.b\007CALS.D\007CALS.D#
Date Acquired: Sep 2 2008 06:32 pm
Operator:
Sample Name: Level 5 Std
Misc Info:
Vial Number: 1306
Current Method: C:\ICPCHEM\1\DATA\wg250918.b\6020ACZ1.M
Calibration File: C:\ICPCHEM\1\DATA\wg250918.b\6020ACZ1.C
Last Cal Update: Sep 02 2008 06:35 pm
Sample Type: CalStd
Total Dil Factor: 1.00

QC&ISTD Elements

Element		CPS Mean		SD	RSD(%)
6	Li	2448959.00	A	7840.00	0.32
7	(Li)		P		
9	Be	441435.91	P	1517.00	0.34
11	B	59645.86	P	859.10	1.44
27	Al	6283045.00	A	20640.00	0.33
45	Sc	2248819.00	A	20470.00	0.91
45	Sc	244317.41	P	9108.00	3.73
45	Sc	2138012.00	A	6036.00	0.28
51	V	198258.70	P	7095.00	3.58
52	Cr	229401.50	P	7881.00	3.44
55	Mn	893968.69	P	3657.00	0.41
59	Co	722763.88	P	311.10	0.04
60	Ni	219132.59	P	6829.00	3.12
63	Cu	576535.19	P	16970.00	2.94
66	Zn	355016.91	P	472.90	0.13
72	Ge	331348.59	P	4854.00	1.46
72	Ge	74852.14	P	2294.00	3.06
72	Ge	263148.09	P	641.90	0.24
74	Ge	461366.19	P	8108.00	1.76
74	Ge	109414.90	P	3453.00	3.16
74	Ge	364857.50	P	2313.00	0.63
75	As	43021.23	P	1768.00	4.11
78	Se	43873.95	P	140.50	0.32
98	Mo	228350.41	P	439.00	0.19
107	Ag	110156.40	P	578.80	0.53
111	Cd	83891.50	P	554.70	0.66
115	In	1470694.00	A	25400.00	1.73
115	In	379608.50	P	13080.00	3.45
115	In	1145992.00	M	34110.00	2.98
118	Sn	273133.50	P	2186.00	0.80
121	Sb	29258.03	P	85.37	0.29
137	Ba	313694.69	P	1970.00	0.63
159	Tb	1938722.00	A	13520.00	0.70
205	Tl	1123534.00	P	2069.00	0.18
208	Pb	4080225.00	A	14670.00	0.36
209	Bi	2694925.00	A	14780.00	0.55
232	Th	1882339.00	A	10780.00	0.57
238	U	2034092.00	A	3434.00	0.17

ISTD Elements

Element		CPS Mean	RSD(%)	Ref Value	Rec(%)	QC Range(%)	Flag
6	Li	2448958.80	0.32	2481034.30	98.7	29.5 - 125.4	
45	Sc	2248819.00	0.91	2243983.50	100.2	29.5 - 125.4	
45	Sc	244317.44	3.73	200543.53	121.8	29.5 - 125.4	
45	Sc	2138011.80	0.28	2131967.30	100.3	29.5 - 125.4	
72	Ge	331348.63	1.46	334391.50	99.1	29.5 - 125.4	
72	Ge	74852.14	3.06	60911.25	122.9	29.5 - 125.4	
72	Ge	263148.13	0.24	269231.00	97.7	29.5 - 125.4	
74	Ge	461366.25	1.76	464106.19	99.4	29.5 - 125.4	
74	Ge	109414.90	3.16	88322.89	123.9	29.5 - 125.4	
74	Ge	364857.47	0.63	372858.91	97.9	29.5 - 125.4	
115	In	1470694.30	1.73	1492178.80	98.6	29.5 - 125.4	
115	In	379608.47	3.45	305233.63	124.4	29.5 - 125.4	
115	In	1145992.50	2.98	1201592.90	95.4	29.5 - 125.4	
159	Tb	1938722.30	0.70	1964877.90	98.7	29.5 - 125.4	
209	Bi	2694925.00	0.55	2737344.50	98.5	29.5 - 125.4	

ISTD Ref File : C:\ICPCHEM\1\DATA\wg250918.b\003CALB.D\003CALB.D#

--- :Element Failures --- :Max. Number of Failures Allowed
0 :ISTD Failures 0 :Max. Number of ISTD Failures Allowed

Data Results:
Analytes: Pass
ISTD: Pass

Initial Calibration Verification (CCV) QC Report

Data File: C:\ICPCHEM\1\DATA\wg250918.b\008_QCS.D\008_QCS.D#
Date Acquired: Sep 2 2008 06:36 pm
Operator:
Sample Name: ICV
Misc Info:
Vial Number: 1307
Current Method: C:\ICPCHEM\1\DATA\wg250918.b\6020ACZ1.M
Calibration File: C:\ICPCHEM\1\DATA\wg250918.b\6020ACZ1.C
Last Cal Update: Sep 02 2008 06:35 pm
Sample Type: QCS
Total Dil Factor: 1.00

Data Results:
Analytes: Fail
ISTD: Fail

QC Elements

Element	IS Ref	Tune	Conc. ppb	RSD(%)	Expected	Rec(%)	QC Range(%)	Flag
9 Be	6	3	51.900	0.38	50.00	103.8	89 - 110	
11 B	6	3	21.480	1.01	20.00	107.4	89 - 110	
27 Al	72	3	89.430	0.55	100.00	89.4	89 - 110	Fail
51 V	45	2	49.660	2.31	50.00	99.3	89 - 110	
52 Cr	45	2	51.060	1.91	50.00	102.1	89 - 110	
55 Mn	72	3	51.180	0.60	50.00	102.4	89 - 110	
59 Co	72	3	49.020	0.48	50.00	98.0	89 - 110	
60 Ni	45	2	49.780	2.15	50.00	99.6	89 - 110	
63 Cu	45	2	49.910	2.14	50.00	99.8	89 - 110	
66 Zn	72	3	52.220	0.43	50.00	104.4	89 - 110	
75 As	45	2	54.820	1.45	50.00	109.6	89 - 110	
78 Se	45	1	51.940	1.78	50.00	103.9	89 - 110	
98 Mo	115	3	20.430	1.61	20.00	102.2	89 - 110	
107 Ag	115	3	20.170	0.82	20.00	100.9	89 - 110	
111 Cd	115	3	51.960	0.81	50.00	103.9	89 - 110	
118 Sn	115	3	51.570	0.86	50.00	103.1	89 - 110	
121 Sb	115	3	21.210	0.44	20.00	106.1	89 - 110	
137 Ba	115	3	52.080	1.10	50.00	104.2	89 - 110	
205 Tl	209	3	52.700	1.16	50.00	105.4	89 - 110	
208 Pb	209	3	48.450	0.66	50.00	96.9	89 - 110	
232 Th	209	3	48.740	0.26	50.00	97.5	89 - 110	
238 U	209	3	47.150	0.92	50.00	94.3	89 - 110	

ISTD Elements

Element	Tune	CPS Mean	RSD(%)	Ref Value	Rec(%)	QC Range(%)	Flag
6 Li	3	2362997	0.72	2481034	95.2	29 - 125	
45 Sc	1	2180596	0.99	2243984	97.2	29 - 125	
45 Sc	2	250399	3.08	200544	124.9	29 - 125	
45 Sc	3	2054383	0.55	2131967	96.4	29 - 125	
72 Ge	1	325335	1.63	334392	97.3	29 - 125	
72 Ge	2	76917	2.38	60911	126.3	29 - 125	IS Fail
72 Ge	3	259961	0.52	269231	96.6	29 - 125	
74 Ge	1	453205	1.58	464106	97.7	29 - 125	
74 Ge	2	112287	2.53	88323	127.1	29 - 125	IS Fail
74 Ge	3	358787	0.30	372859	96.2	29 - 125	
115 In	1	1412874	1.23	1492179	94.7	29 - 125	
115 In	2	385849	2.55	305234	126.4	29 - 125	IS Fail
115 In	3	1102477	0.18	1201593	91.8	29 - 125	
159 Tb	3	1887736	0.79	1964878	96.1	29 - 125	
209 Bi	3	2656399	0.54	2737345	97.0	29 - 125	

Tune File# 1 c:\icpchem\1\7500\h2.u
Tune File# 2 c:\icpchem\1\7500\he.u
Tune File# 3 c:\icpchem\1\7500\norm.u

ISTD Ref File : C:\ICPCHEM\1\DATA\wg250918.b\003CALB.D\003CALB.D#

1 :Element Failures 0 :Max. Number of Failures Allowed
3 :ISTD Failures 0 :Max. Number of ISTD Failures Allowed

Continuing Calibration Blank (CCB) QC Report

Data File: C:\ICPCHEM\1\DATA\wg250918.b\009_CCB.D\009_CCB.D#
Date Acquired: Sep 2 2008 06:40 pm
Operator:
Sample Name: ICB
Misc Info:
Vial Number: 1302
Current Method: C:\ICPCHEM\1\DATA\wg250918.b\6020ACZ1.M
Calibration File: C:\ICPCHEM\1\DATA\wg250918.b\6020ACZ1.C
Last Cal Update: Sep 02 2008 06:35 pm
Sample Type: CCB
Total Dil Factor: 1.00

Data Results:
Analytes: Pass
ISTD: Fail

QC Elements

Element	IS Ref	Tune	Conc.	RSD(%)	High Limit	Flag
9 Be	6	3	0.004 ppb	56.69	0.300	
11 B	6	3	0.241 ppb	30.09	1.500	
27 Al	72	3	0.017 ppb	217.92	3.000	
51 V	45	2	-0.794 ppb	1.49	0.600	
52 Cr	45	2	-0.015 ppb	58.68	0.300	
55 Mn	72	3	0.004 ppb	259.78	1.500	
59 Co	72	3	-0.002 ppb	0.46	0.150	
60 Ni	45	2	0.003 ppb	217.56	1.800	
63 Cu	45	2	0.000 ppb	601.31	1.500	
66 Zn	72	3	0.004 ppb	27.99	6.000	
75 As	45	2	1.420 ppb	13.67	1.500	
78 Se	45	1	0.029 ppb	60.34	0.300	
98 Mo	115	3	0.002 ppb	157.01	1.500	
107 Ag	115	3	-0.001 ppb	623.04	0.150	
111 Cd	115	3	0.007 ppb	33.38	0.300	
118 Sn	115	3	0.053 ppb	14.48	0.300	
121 Sb	115	3	0.418 ppb	7.01	1.200	
137 Ba	115	3	0.016 ppb	16.86	0.300	
205 Tl	209	3	0.002 ppb	78.04	0.300	
208 Pb	209	3	0.007 ppb	39.41	0.300	
232 Th	209	3	0.054 ppb	13.54	3.000	
238 U	209	3	0.001 ppb	51.88	0.300	

ISTD Elements

Element	Tune	CPS Mean	RSD(%)	Ref Value	Rec(%)	QC Range(%)	Flag
6 Li	3	2428838	1.01	2481034	97.9	29 - 125	
45 Sc	1	2208301	3.10	2243984	98.4	29 - 125	
45 Sc	2	260232	4.40	200544	129.8	29 - 125	IS Fai
45 Sc	3	2092177	1.02	2131967	98.1	29 - 125	
72 Ge	1	331572	2.47	334392	99.2	29 - 125	
72 Ge	2	80363	3.79	60911	131.9	29 - 125	IS Fai
72 Ge	3	264916	0.90	269231	98.4	29 - 125	
74 Ge	1	462713	2.81	464106	99.7	29 - 125	
74 Ge	2	116766	3.49	88323	132.2	29 - 125	IS Fai
74 Ge	3	365764	0.52	372859	98.1	29 - 125	
115 In	1	1439565	2.75	1492179	96.5	29 - 125	
115 In	2	404275	4.32	305234	132.4	29 - 125	IS Fai
115 In	3	1159784	2.64	1201593	96.5	29 - 125	
159 Tb	3	1916877	1.02	1964878	97.6	29 - 125	
209 Bi	3	2669162	0.52	2737345	97.5	29 - 125	

Tune File# 1 c:\icpchem\1\7500\h2.u
Tune File# 2 c:\icpchem\1\7500\he.u
Tune File# 3 c:\icpchem\1\7500\norm.u

ISTD Ref File : C:\ICPCHEM\1\DATA\wg250918.b\003CALB.D\003CALB.D#

0 :Element Failures
4 :ISTD Failures

0 :Max. Number of Failures Allowed
0 :Max. Number of ISTD Failures Allowed

Continuing Calibration Blank (CCB) QC Report

Data File: C:\ICPCHEM\1\DATA\wg250918.b\010_CCB.D\010_CCB.D#
Date Acquired: Sep 2 2008 06:44 pm
Operator:
Sample Name: ICSA
Misc Info:
Vial Number: 2510
Current Method: C:\ICPCHEM\1\DATA\wg250918.b\6020ACZ1.M
Calibration File: C:\ICPCHEM\1\DATA\wg250918.b\6020ACZ1.C
Last Cal Update: Sep 02 2008 06:35 pm
Sample Type: CCB
Total Dil Factor: 1.00

Data Results:
Analytes: Fail
ISTD: Fail

QC Elements

Element	IS Ref	Tune	Conc.	RSD(%)	High Limit	Flag
9 Be	6	3	0.007 ppb	67.08	0.300	
11 B	6	3	0.738 ppb	5.25	1.500	
27 Al	72	3	54980.000 ppb	0.25	3.000	Fail
51 V	45	2	-1.684 ppb	0.60	0.600	
52 Cr	45	2	0.329 ppb	2.97	0.300	Fail
55 Mn	72	3	0.777 ppb	2.51	1.500	
59 Co	72	3	0.262 ppb	7.16	0.150	Fail
60 Ni	45	2	0.412 ppb	7.29	1.800	
63 Cu	45	2	0.544 ppb	4.41	1.500	
66 Zn	72	3	5.191 ppb	4.39	6.000	
75 As	45	2	0.541 ppb	11.20	1.500	
78 Se	45	1	0.250 ppb	10.54	0.300	
98 Mo	115	3	1184.000 ppb	0.24	1.500	Fail
107 Ag	115	3	0.068 ppb	18.99	0.150	
111 Cd	115	3	0.032 ppb	274.48	0.300	
118 Sn	115	3	0.987 ppb	1.25	0.300	Fail
121 Sb	115	3	0.100 ppb	15.51	1.200	
137 Ba	115	3	0.436 ppb	15.18	0.300	Fail
205 Tl	209	3	0.013 ppb	40.42	0.300	
208 Pb	209	3	0.160 ppb	5.77	0.300	
232 Th	209	3	0.053 ppb	1.66	3.000	
238 U	209	3	0.006 ppb	20.10	0.300	

ISTD Elements

Element	Tune	CPS Mean	RSD(%)	Ref Value	Rec(%)	QC Range(%)	Flag
6 Li	3	2607111	1.66	2481034	105.1	29 - 125	
45 Sc	1	1978511	0.90	2243984	88.2	29 - 125	
45 Sc	2	255209	4.49	200544	127.3	29 - 125	IS Fai
45 Sc	3	2119317	1.18	2131967	99.4	29 - 125	
72 Ge	1	285805	0.34	334392	85.5	29 - 125	
72 Ge	2	77468	3.41	60911	127.2	29 - 125	IS Fai
72 Ge	3	257870	1.12	269231	95.8	29 - 125	
74 Ge	1	396768	0.76	464106	85.5	29 - 125	
74 Ge	2	110677	3.43	88323	125.3	29 - 125	
74 Ge	3	352553	1.34	372859	94.6	29 - 125	
115 In	1	1254459	0.83	1492179	84.1	29 - 125	
115 In	2	391336	3.99	305234	128.2	29 - 125	IS Fai
115 In	3	1122420	1.41	1201593	93.4	29 - 125	
159 Tb	3	1912425	2.22	1964878	97.3	29 - 125	
209 Bi	3	2498639	1.21	2737345	91.3	29 - 125	

Tune File# 1 c:\icpchem\1\7500\h2.u
Tune File# 2 c:\icpchem\1\7500\he.u
Tune File# 3 c:\icpchem\1\7500\norm.u

ISTD Ref File : C:\ICPCHEM\1\DATA\wg250918.b\003CALB.D\003CALB.D#

6 :Element Failures 0 :Max. Number of Failures Allowed
3 :ISTD Failures 0 :Max. Number of ISTD Failures Allowed

ICS-AB QC Report

Data File: C:\ICPCHEM\1\DATA\wg250918.b\011_ICS.D\011_ICS.D#
Date Acquired: Sep 2 2008 06:48 pm
Acq. Method: 6020ACZ1.M
Operator:
Sample Name: ICSAB
Misc Info:
Vial Number: 2511
Current Method: C:\ICPCHEM\1\DATA\wg250918.b\6020ACZ1.M
Calibration File: C:\ICPCHEM\1\DATA\wg250918.b\6020ACZ1.C
Last Cal. Update: Sep 02 2008 06:35 pm
Sample Type: ICSAB
Dilution Factor: 1.00

Data Results:
Analytes: Fail
ISTD: Fail

QC Elements

Element	IS Ref	Tune	Conc. ppb	RSD(%)	Expected	%Recovery	QC Range(%)	Flag
9 Be	6	3	18.72	0.85	20	93.6	79.5 - 120	
11 B	6	3	4.63	2.70	20	23.2	79.5 - 120	fail
27 Al	72	3	55230.00	0.56	50020	110.4	79.5 - 120	
51 V	45	2	19.16	0.67	20	95.8	79.5 - 120	
52 Cr	45	2	19.80	1.58	20	99.0	79.5 - 120	
55 Mn	72	3	20.12	0.59	20	100.6	79.5 - 120	
59 Co	72	3	19.31	1.94	20	96.6	79.5 - 120	
60 Ni	45	2	18.63	1.44	20	93.2	79.5 - 120	
63 Cu	45	2	18.34	1.93	20	91.7	79.5 - 120	
66 Zn	72	3	23.14	0.87	20	115.7	79.5 - 120	
75 As	45	2	21.20	2.13	20	106.0	79.5 - 120	
78 Se	45	1	22.18	1.43	20	110.9	79.5 - 120	
98 Mo	115	3	1158.00	1.37	1020	113.5	79.5 - 120	
107 Ag	115	3	8.80	0.58	10	88.0	79.5 - 120	
111 Cd	115	3	18.78	1.06	20	93.9	79.5 - 120	
118 Sn	115	3	19.55	1.81	20	97.8	79.5 - 120	
121 Sb	115	3	10.76	1.43	10	107.6	79.5 - 120	
137 Ba	115	3	20.28	1.40	20	101.4	79.5 - 120	
205 Tl	209	3	21.15	0.73	20	105.8	79.5 - 120	
208 Pb	209	3	20.05	0.58	20	100.3	79.5 - 120	
232 Th	209	3	20.00	0.24	20	100.0	79.5 - 120	
238 U	209	3	20.48	0.36	20	102.4	79.5 - 120	

ISTD Elements

Element	Tune	CPS Mean	RSD(%)	Ref Value	Rec(%)	QC Range(%)	Flag
6 Li	3	2707417	1.09	2481034	109.1	29.5 - 125	
45 Sc	1	2120300	0.71	2243984	94.5	29.5 - 125	
45 Sc	2	264029	5.08	200544	131.7	29.5 - 125	IS Fail
45 Sc	3	2210520	0.66	2131967	103.7	29.5 - 125	
72 Ge	1	305111	0.59	334392	91.2	29.5 - 125	
72 Ge	2	79824	4.95	60911	131.0	29.5 - 125	IS Fail
72 Ge	3	268136	0.60	269231	99.6	29.5 - 125	
74 Ge	1	422495	0.53	464106	91.0	29.5 - 125	
74 Ge	2	114170	4.06	88323	129.3	29.5 - 125	IS Fail
74 Ge	3	366950	0.97	372859	98.4	29.5 - 125	
115 In	1	1312153	0.74	1492179	87.9	29.5 - 125	
115 In	2	395767	5.03	305234	129.7	29.5 - 125	IS Fail
115 In	3	1209608	1.68	1201593	100.7	29.5 - 125	
159 Tb	3	1971345	1.13	1964878	100.3	29.5 - 125	
209 Bi	3	2565174	0.32	2737345	93.7	29.5 - 125	

Tune File# 1 c:\icpchem\1\7500\h2.u
Tune File# 2 c:\icpchem\1\7500\he.u
Tune File# 3 c:\icpchem\1\7500\norm.u

ISTD Ref File : C:\ICPCHEM\1\DATA\wg250918.b\003CALB.D\003CALB.D#

1 :Element Failures 0 :Max. Number of Failures Allowed
4 :ISTD Failures 0 :Max. Number of ISTD Failures Allowed

Sample QC Report

Data File: C:\ICPCHEM\1\DATA\wg250918.b\013SMPL.D\013SMPL.D#
Date Acquired: Sep 2 2008 06:57 pm
Acq. Method: T36020A.M
Operator:
Sample Name: WG249875PBS
Misc Info:
Vial Number: 2101
Current Method: C:\ICPCHEM\1\DATA\wg250918.b\6020ACZ1.M
Calibration File: C:\ICPCHEM\1\DATA\wg250918.b\6020ACZ1.C
Last Cal. Update: Sep 02 2008 06:35 pm
Sample Type: Sample
Dilution Factor: 500.00
Autodil Factor: Undiluted
Final Dil Factor: 500.00

Data Results:
Analytes: Pass
ISTD: Pass

QC Elements

Element	IS Ref	Tune	Corr Conc	Raw Conc	Units	RSD(%)	High Limit	Flag
9 Be	6	3	9.830	0.020	ppb	59.92	200.00	
11 B	6	3	239.500	0.479	ppb	4.06	20.00	
27 Al	72	3	2,831.000	5.662	ppb	21.97	1000.00	
55 Mn	72	3	149.700	0.299	ppb	5.39	200.00	
59 Co	72	3	7.225	0.014	ppb	65.95	200.00	
66 Zn	72	3	694.500	1.389	ppb	7.23	1000.00	
98 Mo	115	3	42.555	0.085	ppb	62.73	200.00	
107 Ag	115	3	6.185	0.012	ppb	120.61	50.00	
111 Cd	115	3	4.689	0.009	ppb	296.65	200.00	
118 Sn	115	3	3,940.000	7.880	ppb	4.98	200.00	
121 Sb	115	3	333.450	0.667	ppb	5.95	25.00	
137 Ba	115	3	117.600	0.235	ppb	14.86	500.00	
205 Tl	209	3	6.290	0.013	ppb	80.84	200.00	
208 Pb	209	3	35.460	0.071	ppb	33.22	500.00	
232 Th	209	3	6.280	0.013	ppb	85.03	200.00	
238 U	209	3	7.410	0.015	ppb	57.48	200.00	

ISTD Elements

Element	Tune	CPS Mean	RSD(%)	Ref Value	Rec(%)	QC Range(%)	Flag
6 Li	3	2443909	0.84	2481034	98.5	29.5 - 125	
45 Sc	3	1982079	0.83	2131967	93.0	29.5 - 125	
72 Ge	3	254141	0.99	269231	94.4	29.5 - 125	
74 Ge	3	349893	0.45	372859	93.8	29.5 - 125	
115 In	3	1061063	0.40	1201593	88.3	29.5 - 125	
159 Tb	3	1735511	1.18	1964878	88.3	29.5 - 125	
209 Bi	3	2459672	1.10	2737345	89.9	29.5 - 125	

Tune File# 1 C:\ICPCHEM\1\7500\
Tune File# 2 C:\ICPCHEM\1\7500\
Tune File# 3 C:\ICPCHEM\1\7500\norm.u

ISTD Ref File : C:\ICPCHEM\1\DATA\wg250918.b\003CALB.D\003CALB.D#

0 :Element Failures
0 :ISTD Failures
0 :Max. Number of Failures Allowed
0 :Max. Number of ISTD Failures Allowed

Sample QC Report

Data File: C:\ICPCHEM\1\DATA\wg250918.b\014SMPL.D\014SMPL.D#
Date Acquired: Sep 2 2008 06:58 pm
Acq. Method: T36020A.M
Operator:
Sample Name: WG249875LCSS
Misc Info:
Vial Number: 2102
Current Method: C:\ICPCHEM\1\DATA\wg250918.b\6020ACZ1.M
Calibration File: C:\ICPCHEM\1\DATA\wg250918.b\6020ACZ1.C
Last Cal. Update: Sep 02 2008 06:35 pm
Sample Type: Sample
Dilution Factor: 5000.00
Autodil Factor: Undiluted
Final Dil Factor: 5000.00

Data Results:

Analytes: Fail
ISTD: Pass

QC Elements

Element	IS Ref	Tune	Corr Conc	Raw Conc	Units	RSD(%)	High Limit	Flag
9 Be	6	3	###########	39.020	ppb	1.84	200.00	
11 B	6	3	###########	28.080	ppb	2.41	20.00	OCAL
27 Al	72	3	###########	3069.000	ppb	1.94	1000.00	OCAL
55 Mn	72	3	###########	80.980	ppb	1.95	200.00	
59 Co	72	3	###########	24.550	ppb	1.53	200.00	
66 Zn	72	3	###########	79.650	ppb	2.24	1000.00	
98 Mo	115	3	###########	23.730	ppb	4.29	200.00	
107 Ag	115	3	38,355.000	7.671	ppb	3.96	50.00	
111 Cd	115	3	77,000.000	15.400	ppb	2.89	200.00	
118 Sn	115	3	###########	36.760	ppb	2.74	200.00	
121 Sb	115	3	99,900.000	19.980	ppb	3.10	25.00	
137 Ba	115	3	###########	121.700	ppb	2.75	500.00	
205 Tl	209	3	###########	40.170	ppb	2.95	200.00	
208 Pb	209	3	###########	47.680	ppb	2.75	500.00	
232 Th	209	3	10,520.000	2.104	ppb	1.44	200.00	
238 U	209	3	1,990.000	0.398	ppb	1.48	200.00	

ISTD Elements

Element	Tune	CPS Mean	RSD(%)	Ref Value	Rec(%)	QC Range(%)	Flag
6 Li	3	2567323	4.01	2481034	103.5	29.5 - 125	
45 Sc	3	2148493	3.34	2131967	100.8	29.5 - 125	
72 Ge	3	277741	3.41	269231	103.2	29.5 - 125	
74 Ge	3	384048	3.33	372859	103.0	29.5 - 125	
115 In	3	1232918	3.71	1201593	102.6	29.5 - 125	
159 Tb	3	2022298	3.45	1964878	102.9	29.5 - 125	
209 Bi	3	2809448	3.32	2737345	102.6	29.5 - 125	

Tune File# 1 C:\ICPCHEM\1\7500\
Tune File# 2 C:\ICPCHEM\1\7500\
Tune File# 3 C:\ICPCHEM\1\7500\norm.u

ISTD Ref File : C:\ICPCHEM\1\DATA\wg250918.b\003CALB.D\003CALB.D#

2 :Element Failures
0 :ISTD Failures

0 :Max. Number of Failures Allowed
0 :Max. Number of ISTD Failures Allowed

Sample QC Report

Data File: C:\ICPCHEM\1\DATA\wg250918.b\015SMPL.D\015SMPL.D#
Date Acquired: Sep 2 2008 07:00 pm
Acq. Method: T36020A.M
Operator:
Sample Name: WG249875LCSSD
Misc Info:
Vial Number: 2103
Current Method: C:\ICPCHEM\1\DATA\wg250918.b\6020ACZ1.M
Calibration File: C:\ICPCHEM\1\DATA\wg250918.b\6020ACZ1.C
Last Cal. Update: Sep 02 2008 06:35 pm
Sample Type: Sample
Dilution Factor: 5000.00
Autodil Factor: Undiluted
Final Dil Factor: 5000.00

Data Results:

Analytes: Fail
ISTD: Pass

QC Elements

Element	IS Ref	Tune	Corr Conc	Raw Conc	Units	RSD(%)	High Limit	Flag
9 Be	6	3	###########	37.480	ppb	0.96	200.00	
11 B	6	3	###########	26.970	ppb	1.29	20.00	OCAL
27 Al	72	3	###########	2981.000	ppb	1.47	1000.00	OCAL
55 Mn	72	3	###########	79.490	ppb	0.97	200.00	
59 Co	72	3	###########	23.360	ppb	0.65	200.00	
66 Zn	72	3	###########	76.940	ppb	1.32	1000.00	
98 Mo	115	3	###########	23.280	ppb	0.69	200.00	
107 Ag	115	3	36,600.000	7.320	ppb	1.80	50.00	
111 Cd	115	3	73,850.000	14.770	ppb	2.64	200.00	
118 Sn	115	3	###########	35.490	ppb	0.68	200.00	
121 Sb	115	3	###########	22.490	ppb	0.67	25.00	
137 Ba	115	3	###########	117.100	ppb	0.89	500.00	
205 Tl	209	3	###########	37.960	ppb	1.38	200.00	
208 Pb	209	3	###########	45.930	ppb	0.79	500.00	
232 Th	209	3	11,525.000	2.305	ppb	1.88	200.00	
238 U	209	3	2,311.500	0.462	ppb	0.69	200.00	

ISTD Elements

Element	Tune	CPS Mean	RSD(%)	Ref Value	Rec(%)	QC Range(%)	Flag
6 Li	3	2602702	1.36	2481034	104.9	29.5 - 125	
45 Sc	3	2190996	1.48	2131967	102.8	29.5 - 125	
72 Ge	3	285149	1.36	269231	105.9	29.5 - 125	
74 Ge	3	393609	2.52	372859	105.6	29.5 - 125	
115 In	3	1266858	0.85	1201593	105.4	29.5 - 125	
159 Tb	3	2080062	1.07	1964878	105.9	29.5 - 125	
209 Bi	3	2877458	1.21	2737345	105.1	29.5 - 125	

Tune File# 1 C:\ICPCHEM\1\7500\
Tune File# 2 C:\ICPCHEM\1\7500\
Tune File# 3 C:\ICPCHEM\1\7500\norm.u

ISTD Ref File : C:\ICPCHEM\1\DATA\wg250918.b\003CALB.D\003CALB.D#

2 :Element Failures
0 :ISTD Failures

0 :Max. Number of Failures Allowed
0 :Max. Number of ISTD Failures Allowed

Sample QC Report

Data File: C:\ICPCHEM\1\DATA\wg250918.b\016SMPL.D\016SMPL.D#
Date Acquired: Sep 2 2008 07:02 pm
Acq. Method: T36020A.M
Operator:
Sample Name: L70948-04
Misc Info:
Vial Number: 2104
Current Method: C:\ICPCHEM\1\DATA\wg250918.b\6020ACZ1.M
Calibration File: C:\ICPCHEM\1\DATA\wg250918.b\6020ACZ1.C
Last Cal. Update: Sep 02 2008 06:35 pm
Sample Type: Sample
Dilution Factor: 2020.00
Autodil Factor: Undiluted
Final Dil Factor: 2020.00

Data Results:

Analytes: Fail
ISTD: Pass

QC Elements

Element	IS Ref	Tune	Corr Conc	Raw Conc	Units	RSD(%)	High Limit	Flag
9 Be	6	3	569.034	0.282	ppb	3.87	200.00	
11 B	6	3	2,868.400	1.420	ppb	4.46	20.00	
27 Al	72	3	###########	6290.000	ppb	1.46	1000.00	OCAL
55 Mn	72	3	###########	399.600	ppb	2.26	200.00	OCAL
59 Co	72	3	5,759.020	2.851	ppb	1.19	200.00	
66 Zn	72	3	###########	354.100	ppb	1.36	1000.00	
98 Mo	115	3	7,352.800	3.640	ppb	1.86	200.00	
107 Ag	115	3	621.756	0.308	ppb	8.13	50.00	
111 Cd	115	3	1,618.222	0.801	ppb	6.30	200.00	
118 Sn	115	3	4,187.460	2.073	ppb	3.16	200.00	
121 Sb	115	3	346.632	0.172	ppb	2.57	25.00	
137 Ba	115	3	96,212.600	47.630	ppb	3.90	500.00	
205 Tl	209	3	180.204	0.089	ppb	8.28	200.00	
208 Pb	209	3	###########	285.300	ppb	4.38	500.00	
232 Th	209	3	19,327.360	9.568	ppb	3.59	200.00	
238 U	209	3	9,879.820	4.891	ppb	2.27	200.00	

ISTD Elements

Element	Tune	CPS Mean	RSD(%)	Ref Value	Rec(%)	QC Range(%)	Flag
6 Li	3	2639097	0.90	2481034	106.4	29.5 - 125	
45 Sc	3	2176837	0.88	2131967	102.1	29.5 - 125	
72 Ge	3	281218	1.37	269231	104.5	29.5 - 125	
74 Ge	3	389954	0.49	372859	104.6	29.5 - 125	
115 In	3	1256848	0.79	1201593	104.6	29.5 - 125	
159 Tb	3	2084766	0.69	1964878	106.1	29.5 - 125	
209 Bi	3	2836933	1.15	2737345	103.6	29.5 - 125	

Tune File# 1 C:\ICPCHEM\1\7500\
Tune File# 2 C:\ICPCHEM\1\7500\
Tune File# 3 C:\ICPCHEM\1\7500\norm.u

ISTD Ref File : C:\ICPCHEM\1\DATA\wg250918.b\003CALB.D\003CALB.D#

2 :Element Failures
0 :ISTD Failures

0 :Max. Number of Failures Allowed
0 :Max. Number of ISTD Failures Allowed

Sample QC Report

Data File: C:\ICPCHEM\1\DATA\wg250918.b\017SMPL.D\017SMPL.D#
Date Acquired: Sep 2 2008 07:04 pm
Acq. Method: T36020A.M
Operator:
Sample Name: L70948-04SDL
Misc Info:
Vial Number: 2105
Current Method: C:\ICPCHEM\1\DATA\wg250918.b\6020ACZ1.M
Calibration File: C:\ICPCHEM\1\DATA\wg250918.b\6020ACZ1.C
Last Cal. Update: Sep 02 2008 06:35 pm
Sample Type: Sample
Dilution Factor: 2020.00
Autodil Factor: Undiluted
Final Dil Factor: 2020.00

Data Results:

Analytes: Fail
ISTD: Pass

QC Elements

Element	IS Ref	Tune	Corr Conc	Raw Conc	Units	RSD(%)	High Limit	Flag
9 Be	6	3	126.937	0.063	ppb	9.99	200.00	
11 B	6	3	838.906	0.415	ppb	10.54	20.00	
27 Al	72	3	###########	1109.000	ppb	0.14	1000.00	OCAL
55 Mn	72	3	###########	66.020	ppb	0.67	200.00	
59 Co	72	3	1,022.928	0.506	ppb	0.31	200.00	
66 Zn	72	3	###########	65.720	ppb	1.00	1000.00	
98 Mo	115	3	1,393.194	0.690	ppb	5.75	200.00	
107 Ag	115	3	111.726	0.055	ppb	11.17	50.00	
111 Cd	115	3	317.948	0.157	ppb	11.42	200.00	
118 Sn	115	3	751.238	0.372	ppb	12.16	200.00	
121 Sb	115	3	40.764	0.020	ppb	48.56	25.00	
137 Ba	115	3	17,574.000	8.700	ppb	4.68	500.00	
205 Tl	209	3	48.137	0.024	ppb	26.20	200.00	
208 Pb	209	3	###########	51.430	ppb	0.32	500.00	
232 Th	209	3	3,448.140	1.707	ppb	0.71	200.00	
238 U	209	3	1,761.238	0.872	ppb	1.57	200.00	

ISTD Elements

Element	Tune	CPS Mean	RSD(%)	Ref Value	Rec(%)	QC Range(%)	Flag
6 Li	3	2613147	1.11	2481034	105.3	29.5 - 125	
45 Sc	3	2175166	0.66	2131967	102.0	29.5 - 125	
72 Ge	3	288075	0.92	269231	107.0	29.5 - 125	
74 Ge	3	395660	2.58	372859	106.1	29.5 - 125	
115 In	3	1276221	0.75	1201593	106.2	29.5 - 125	
159 Tb	3	2077263	0.76	1964878	105.7	29.5 - 125	
209 Bi	3	2879287	0.93	2737345	105.2	29.5 - 125	

Tune File# 1 C:\ICPCHEM\1\7500\
Tune File# 2 C:\ICPCHEM\1\7500\
Tune File# 3 C:\ICPCHEM\1\7500\norm.u

ISTD Ref File : C:\ICPCHEM\1\DATA\wg250918.b\003CALB.D\003CALB.D#

1 :Element Failures
0 :ISTD Failures

0 :Max. Number of Failures Allowed
0 :Max. Number of ISTD Failures Allowed

Sample QC Report

Data File: C:\ICPCHEM\1\DATA\wg250918.b\018SMPL.D\018SMPL.D#
Date Acquired: Sep 2 2008 07:06 pm
Acq. Method: T36020A.M
Operator:
Sample Name: L70948-12
Misc Info:
Vial Number: 2106
Current Method: C:\ICPCHEM\1\DATA\wg250918.b\6020ACZ1.M
Calibration File: C:\ICPCHEM\1\DATA\wg250918.b\6020ACZ1.C
Last Cal. Update: Sep 02 2008 06:35 pm
Sample Type: Sample
Dilution Factor: 520.00
Autodil Factor: Undiluted
Final Dil Factor: 520.00

Data Results:

Analytes: Fail
ISTD: Pass

QC Elements

Element	IS Ref	Tune	Corr Conc	Raw Conc	Units	RSD(%)	High Limit	Flag
9 Be	6	3	771.160	1.483	ppb	5.49	200.00	
11 B	6	3	4,271.280	8.214	ppb	2.63	20.00	
27 Al	72	3	###########	45060.000	ppb	2.10	1000.00	OCAL
55 Mn	72	3	###########	816.000	ppb	2.15	200.00	OCAL
59 Co	72	3	9,302.800	17.890	ppb	2.14	200.00	
66 Zn	72	3	###########	1989.000	ppb	2.02	1000.00	OCAL
98 Mo	115	3	3,526.120	6.781	ppb	2.11	200.00	
107 Ag	115	3	257.348	0.495	ppb	6.50	50.00	
111 Cd	115	3	1,074.840	2.067	ppb	7.46	200.00	
118 Sn	115	3	3,963.440	7.622	ppb	5.30	200.00	
121 Sb	115	3	180.284	0.347	ppb	7.23	25.00	
137 Ba	115	3	###########	279.200	ppb	2.78	500.00	
205 Tl	209	3	230.984	0.444	ppb	6.27	200.00	
208 Pb	209	3	36,374.000	69.950	ppb	2.90	500.00	
232 Th	209	3	28,085.200	54.010	ppb	2.66	200.00	
238 U	209	3	9,016.800	17.340	ppb	2.16	200.00	

ISTD Elements

Element	Tune	CPS Mean	RSD(%)	Ref Value	Rec(%)	QC Range(%)	Flag
6 Li	3	2807876	1.76	2481034	113.2	29.5 - 125	
45 Sc	3	2213655	1.86	2131967	103.8	29.5 - 125	
72 Ge	3	272646	1.80	269231	101.3	29.5 - 125	
74 Ge	3	369458	1.18	372859	99.1	29.5 - 125	
115 In	3	1218712	2.20	1201593	101.4	29.5 - 125	
159 Tb	3	2021768	2.32	1964878	102.9	29.5 - 125	
209 Bi	3	2684571	2.16	2737345	98.1	29.5 - 125	

Tune File# 1 C:\ICPCHEM\1\7500\
Tune File# 2 C:\ICPCHEM\1\7500\
Tune File# 3 C:\ICPCHEM\1\7500\norm.u

ISTD Ref File : C:\ICPCHEM\1\DATA\wg250918.b\003CALB.D\003CALB.D#

3 :Element Failures
0 :ISTD Failures

0 :Max. Number of Failures Allowed
0 :Max. Number of ISTD Failures Allowed

Sample QC Report

Data File: C:\ICPCHEM\1\DATA\wg250918.b\019SMPL.D\019SMPL.D#
Date Acquired: Sep 2 2008 07:08 pm
Acq. Method: T36020A.M
Operator:
Sample Name: L70948-12SDL
Misc Info:
Vial Number: 2107
Current Method: C:\ICPCHEM\1\DATA\wg250918.b\6020ACZ1.M
Calibration File: C:\ICPCHEM\1\DATA\wg250918.b\6020ACZ1.C
Last Cal. Update: Sep 02 2008 06:35 pm
Sample Type: Sample
Dilution Factor: 520.00
Autodil Factor: Undiluted
Final Dil Factor: 520.00

Data Results:

Analytes: Fail
ISTD: Pass

QC Elements

Element	IS Ref	Tune	Corr Conc	Raw Conc	Units	RSD(%)	High Limit	Flag
9 Be	6	3	183.144	0.352	ppb	9.12	200.00	
11 B	6	3	1,011.400	1.945	ppb	5.68	20.00	
27 Al	72	3	###########	9582.000	ppb	0.75	1000.00	OCAL
55 Mn	72	3	85,436.000	164.300	ppb	1.05	200.00	
59 Co	72	3	2,011.360	3.868	ppb	0.81	200.00	
66 Zn	72	3	###########	481.900	ppb	0.92	1000.00	
98 Mo	115	3	759.720	1.461	ppb	4.31	200.00	
107 Ag	115	3	53.612	0.103	ppb	9.28	50.00	
111 Cd	115	3	248.404	0.478	ppb	3.35	200.00	
118 Sn	115	3	882.960	1.698	ppb	3.67	200.00	
121 Sb	115	3	34.268	0.066	ppb	13.75	25.00	
137 Ba	115	3	31,512.000	60.600	ppb	0.20	500.00	
205 Tl	209	3	53.040	0.102	ppb	12.08	200.00	
208 Pb	209	3	7,924.800	15.240	ppb	0.22	500.00	
232 Th	209	3	6,115.200	11.760	ppb	1.05	200.00	
238 U	209	3	1,932.320	3.716	ppb	0.69	200.00	

ISTD Elements

Element	Tune	CPS Mean	RSD(%)	Ref Value	Rec(%)	QC Range(%)	Flag
6 Li	3	2676313	1.26	2481034	107.9	29.5 - 125	
45 Sc	3	2171718	1.60	2131967	101.9	29.5 - 125	
72 Ge	3	275425	1.30	269231	102.3	29.5 - 125	
74 Ge	3	382011	1.79	372859	102.5	29.5 - 125	
115 In	3	1252189	0.86	1201593	104.2	29.5 - 125	
159 Tb	3	2087093	1.34	1964878	106.2	29.5 - 125	
209 Bi	3	2816320	0.66	2737345	102.9	29.5 - 125	

Tune File# 1 C:\ICPCHEM\1\7500\
Tune File# 2 C:\ICPCHEM\1\7500\
Tune File# 3 C:\ICPCHEM\1\7500\norm.u

ISTD Ref File : C:\ICPCHEM\1\DATA\wg250918.b\003CALB.D\003CALB.D#

1 :Element Failures
0 :ISTD Failures

0 :Max. Number of Failures Allowed
0 :Max. Number of ISTD Failures Allowed

Sample QC Report

Data File: C:\ICPCHEM\1\DATA\wg250918.b\020SMPL.D\020SMPL.D#
Date Acquired: Sep 2 2008 07:10 pm
Acq. Method: T36020A.M
Operator:
Sample Name: L70948-12MS
Misc Info:
Vial Number: 2108
Current Method: C:\ICPCHEM\1\DATA\wg250918.b\6020ACZ1.M
Calibration File: C:\ICPCHEM\1\DATA\wg250918.b\6020ACZ1.C
Last Cal. Update: Sep 02 2008 06:35 pm
Sample Type: Sample
Dilution Factor: 520.00
Autodil Factor: Undiluted
Final Dil Factor: 520.00

Data Results:

Analytes: Fail
ISTD: Pass

QC Elements

Element	IS Ref	Tune	Corr Conc	Raw Conc	Units	RSD(%)	High Limit	Flag
9 Be	6	3	30,440.800	58.540	ppb	1.51	200.00	
11 B	6	3	9,963.200	19.160	ppb	2.70	20.00	
27 Al	72	3	###########	51500.000	ppb	1.11	1000.00	OCAL
55 Mn	72	3	###########	972.800	ppb	1.03	200.00	OCAL
59 Co	72	3	37,289.200	71.710	ppb	1.69	200.00	
66 Zn	72	3	###########	1883.000	ppb	1.95	1000.00	OCAL
98 Mo	115	3	27,794.000	53.450	ppb	1.86	200.00	
107 Ag	115	3	5,662.800	10.890	ppb	2.80	50.00	
111 Cd	115	3	27,955.200	53.760	ppb	1.35	200.00	
118 Sn	115	3	19,302.400	37.120	ppb	1.94	200.00	
121 Sb	115	3	1,945.840	3.742	ppb	2.03	25.00	
137 Ba	115	3	###########	261.700	ppb	2.08	500.00	
205 Tl	209	3	30,674.800	58.990	ppb	1.48	200.00	
208 Pb	209	3	72,488.000	139.400	ppb	1.71	500.00	
232 Th	209	3	46,202.000	88.850	ppb	1.95	200.00	
238 U	209	3	25,495.600	49.030	ppb	1.92	200.00	

ISTD Elements

Element	Tune	CPS Mean	RSD(%)	Ref Value	Rec(%)	QC Range(%)	Flag
6 Li	3	2690505	1.80	2481034	108.4	29.5 - 125	
45 Sc	3	2083410	2.64	2131967	97.7	29.5 - 125	
72 Ge	3	255891	1.87	269231	95.0	29.5 - 125	
74 Ge	3	350028	2.31	372859	93.9	29.5 - 125	
115 In	3	1162175	2.42	1201593	96.7	29.5 - 125	
159 Tb	3	1904583	2.76	1964878	96.9	29.5 - 125	
209 Bi	3	2558908	2.40	2737345	93.5	29.5 - 125	

Tune File# 1 C:\ICPCHEM\1\7500\
Tune File# 2 C:\ICPCHEM\1\7500\
Tune File# 3 C:\ICPCHEM\1\7500\norm.u

ISTD Ref File : C:\ICPCHEM\1\DATA\wg250918.b\003CALB.D\003CALB.D#

3 :Element Failures
0 :ISTD Failures

0 :Max. Number of Failures Allowed
0 :Max. Number of ISTD Failures Allowed

Sample QC Report

Data File: C:\ICPCHEM\1\DATA\wg250918.b\021SMPL.D\021SMPL.D#
Date Acquired: Sep 2 2008 07:12 pm
Acq. Method: T36020A.M
Operator:
Sample Name: L70948-12MSD
Misc Info:
Vial Number: 2109
Current Method: C:\ICPCHEM\1\DATA\wg250918.b\6020ACZ1.M
Calibration File: C:\ICPCHEM\1\DATA\wg250918.b\6020ACZ1.C
Last Cal. Update: Sep 02 2008 06:35 pm
Sample Type: Sample
Dilution Factor: 520.00
Autodil Factor: Undiluted
Final Dil Factor: 520.00

Data Results:

Analytes: Fail
ISTD: Pass

QC Elements

Element	IS Ref	Tune	Corr Conc	Raw Conc	Units	RSD(%)	High Limit	Flag
9 Be	6	3	29,941.600	57.580	ppb	1.13	200.00	
11 B	6	3	9,412.000	18.100	ppb	1.30	20.00	
27 Al	72	3	###########	53820.000	ppb	0.31	1000.00	OCAL
55 Mn	72	3	###########	1121.000	ppb	0.66	200.00	OCAL
59 Co	72	3	38,958.400	74.920	ppb	0.57	200.00	
66 Zn	72	3	###########	2438.000	ppb	0.39	1000.00	OCAL
98 Mo	115	3	28,568.800	54.940	ppb	0.46	200.00	
107 Ag	115	3	5,428.800	10.440	ppb	0.69	50.00	
111 Cd	115	3	27,658.800	53.190	ppb	0.12	200.00	
118 Sn	115	3	19,167.200	36.860	ppb	0.92	200.00	
121 Sb	115	3	1,577.160	3.033	ppb	0.40	25.00	
137 Ba	115	3	###########	366.800	ppb	0.77	500.00	
205 Tl	209	3	30,154.800	57.990	ppb	0.51	200.00	
208 Pb	209	3	59,592.000	114.600	ppb	0.34	500.00	
232 Th	209	3	47,730.800	91.790	ppb	0.35	200.00	
238 U	209	3	25,932.400	49.870	ppb	0.67	200.00	

ISTD Elements

Element	Tune	CPS Mean	RSD(%)	Ref Value	Rec(%)	QC Range(%)	Flag
6 Li	3	2781122	1.38	2481034	112.1	29.5 - 125	
45 Sc	3	2160082	1.37	2131967	101.3	29.5 - 125	
72 Ge	3	264869	0.62	269231	98.4	29.5 - 125	
74 Ge	3	362770	0.52	372859	97.3	29.5 - 125	
115 In	3	1212852	1.42	1201593	100.9	29.5 - 125	
159 Tb	3	1984790	0.72	1964878	101.0	29.5 - 125	
209 Bi	3	2660097	0.34	2737345	97.2	29.5 - 125	

Tune File# 1 C:\ICPCHEM\1\7500\
Tune File# 2 C:\ICPCHEM\1\7500\
Tune File# 3 C:\ICPCHEM\1\7500\norm.u

ISTD Ref File : C:\ICPCHEM\1\DATA\wg250918.b\003CALB.D\003CALB.D#

3 :Element Failures 0 :Max. Number of Failures Allowed
0 :ISTD Failures 0 :Max. Number of ISTD Failures Allowed

Continuing Calibration Verification (CCV) QC Report

Data File: C:\ICPCHEM\1\DATA\wg250918.b\022_CCV.D\022_CCV.D#
Date Acquired: Sep 2 2008 07:14 pm
Operator:
Sample Name: CCV
Misc Info:
Vial Number: 1307
Current Method: C:\ICPCHEM\1\DATA\wg250918.b\6020ACZ1.M
Calibration File: C:\ICPCHEM\1\DATA\wg250918.b\6020ACZ1.C
Last Cal Update: Sep 02 2008 06:35 pm
Sample Type: CCV
Total Dil Factor: 1.00

Data Results:
Analytes: Fail
ISTD: Fail

QC Elements

Element	IS Ref	Tune	Conc. ppb	RSD(%)	Expected	Rec(%)	QC Range(%)	Flag
9 Be	6	3	54.100	0.75	50.00	108.2	89 - 110	
11 B	6	3	22.360	1.13	20.00	111.8	89 - 110	Fail
27 Al	72	3	98.600	0.68	100.00	98.6	89 - 110	
51 V	45	2	50.610	1.34	50.00	101.2	89 - 110	
52 Cr	45	2	52.800	0.92	50.00	105.6	89 - 110	
55 Mn	72	3	51.460	1.02	50.00	102.9	89 - 110	
59 Co	72	3	49.600	0.77	50.00	99.2	89 - 110	
60 Ni	45	2	52.580	0.87	50.00	105.2	89 - 110	
63 Cu	45	2	52.820	0.88	50.00	105.6	89 - 110	
66 Zn	72	3	52.060	0.20	50.00	104.1	89 - 110	
75 As	45	2	50.930	2.79	50.00	101.9	89 - 110	
78 Se	45	1	52.840	1.85	50.00	105.7	89 - 110	
98 Mo	115	3	18.870	0.68	20.00	94.4	89 - 110	
107 Ag	115	3	18.630	1.17	20.00	93.2	89 - 110	
111 Cd	115	3	49.400	0.82	50.00	98.8	89 - 110	
118 Sn	115	3	48.690	1.91	50.00	97.4	89 - 110	
121 Sb	115	3	19.480	0.55	20.00	97.4	89 - 110	
137 Ba	115	3	50.200	1.03	50.00	100.4	89 - 110	
205 Tl	209	3	53.720	0.36	50.00	107.4	89 - 110	
208 Pb	209	3	49.200	0.64	50.00	98.4	89 - 110	
232 Th	209	3	48.750	0.34	50.00	97.5	89 - 110	
238 U	209	3	47.250	0.35	50.00	94.5	89 - 110	

ISTD Elements

Element	Tune	CPS Mean	RSD(%)	Ref Value	Rec(%)	QC Range(%)	Flag
6 Li	3	2695186	1.35	2481034	108.6	29 - 125	
45 Sc	1	2401014	1.05	2243984	107.0	29 - 125	
45 Sc	2	275044	2.12	200544	137.1	29 - 125	IS Fail
45 Sc	3	2198812	0.57	2131967	103.1	29 - 125	
72 Ge	1	352125	1.00	334392	105.3	29 - 125	
72 Ge	2	83453	1.84	60911	137.0	29 - 125	IS Fail
72 Ge	3	272284	0.43	269231	101.1	29 - 125	
74 Ge	1	489558	1.14	464106	105.5	29 - 125	
74 Ge	2	122307	2.29	88323	138.5	29 - 125	IS Fail
74 Ge	3	376853	0.11	372859	101.1	29 - 125	
115 In	1	1582345	1.41	1492179	106.0	29 - 125	
115 In	2	435237	2.02	305234	142.6	29 - 125	IS Fail
115 In	3	1293022	1.25	1201593	107.6	29 - 125	
159 Tb	3	2098052	1.02	1964878	106.8	29 - 125	
209 Bi	3	2918303	0.49	2737345	106.6	29 - 125	

Tune File# 1 c:\icpchem\1\7500\h2.u
Tune File# 2 c:\icpchem\1\7500\he.u
Tune File# 3 c:\icpchem\1\7500\norm.u

ISTD Ref File : C:\ICPCHEM\1\DATA\wg250918.b\003CALB.D\003CALB.D#

1 :Element Failures 0 :Max. Number of Failures Allowed
4 :ISTD Failures 0 :Max. Number of ISTD Failures Allowed

Continuing Calibration Blank (CCB) QC Report

Data File: C:\ICPCHEM\1\DATA\wg250918.b\023_CCB.D\023_CCB.D#
Date Acquired: Sep 2 2008 07:18 pm
Operator:
Sample Name: CCB
Misc Info:
Vial Number: 1302
Current Method: C:\ICPCHEM\1\DATA\wg250918.b\6020ACZ1.M
Calibration File: C:\ICPCHEM\1\DATA\wg250918.b\6020ACZ1.C
Last Cal Update: Sep 02 2008 06:35 pm
Sample Type: CCB
Total Dil Factor: 1.00

Data Results:
Analytes: Pass
ISTD: Fail

QC Elements

Element	IS Ref	Tune	Conc.	RSD(%)	High Limit	Flag
9 Be	6	3	0.005 ppb	95.32	0.300	
11 B	6	3	0.273 ppb	32.09	1.500	
27 Al	72	3	1.113 ppb	147.62	3.000	
51 V	45	2	-0.631 ppb	8.43	0.600	
52 Cr	45	2	-0.015 ppb	18.02	0.300	
55 Mn	72	3	0.064 ppb	86.68	1.500	
59 Co	72	3	0.004 ppb	130.43	0.150	
60 Ni	45	2	-0.010 ppb	70.20	1.800	
63 Cu	45	2	0.007 ppb	104.61	1.500	
66 Zn	72	3	0.046 ppb	223.28	6.000	
75 As	45	2	0.171 ppb	42.30	1.500	
78 Se	45	1	0.034 ppb	25.39	0.300	
98 Mo	115	3	0.004 ppb	32.43	1.500	
107 Ag	115	3	-0.003 ppb	121.64	0.150	
111 Cd	115	3	0.007 ppb	102.01	0.300	
118 Sn	115	3	0.028 ppb	58.36	0.300	
121 Sb	115	3	0.254 ppb	5.16	1.200	
137 Ba	115	3	0.026 ppb	134.97	0.300	
205 Tl	209	3	0.003 ppb	141.22	0.300	
208 Pb	209	3	0.101 ppb	71.47	0.300	
232 Th	209	3	0.028 ppb	10.26	3.000	
238 U	209	3	0.003 ppb	153.36	0.300	

ISTD Elements

Element	Tune	CPS Mean	RSD(%)	Ref Value	Rec(%)	QC Range(%)	Flag
6 Li	3	2773021	1.81	2481034	111.8	29 - 125	
45 Sc	1	2278915	0.18	2243984	101.6	29 - 125	
45 Sc	2	261753	3.15	200544	130.5	29 - 125	IS Fai
45 Sc	3	2273345	2.18	2131967	106.6	29 - 125	
72 Ge	1	335772	0.26	334392	100.4	29 - 125	
72 Ge	2	80644	2.92	60911	132.4	29 - 125	IS Fai
72 Ge	3	280276	1.23	269231	104.1	29 - 125	
74 Ge	1	467852	0.65	464106	100.8	29 - 125	
74 Ge	2	117508	2.45	88323	133.0	29 - 125	IS Fai
74 Ge	3	387789	1.62	372859	104.0	29 - 125	
115 In	1	1497581	0.17	1492179	100.4	29 - 125	
115 In	2	408066	2.93	305234	133.7	29 - 125	IS Fai
115 In	3	1307737	2.26	1201593	108.8	29 - 125	
159 Tb	3	2109133	1.95	1964878	107.3	29 - 125	
209 Bi	3	2927636	1.39	2737345	107.0	29 - 125	

Tune File# 1 c:\icpchem\1\7500\h2.u
Tune File# 2 c:\icpchem\1\7500\he.u
Tune File# 3 c:\icpchem\1\7500\norm.u

ISTD Ref File : C:\ICPCHEM\1\DATA\wg250918.b\003CALB.D\003CALB.D#

0 :Element Failures
4 :ISTD Failures

0 :Max. Number of Failures Allowed
0 :Max. Number of ISTD Failures Allowed

Continuing Calibration Blank (CCB) QC Report

Data File: C:\ICPCHEM\1\DATA\wg250918.b\024_CCB.D\024_CCB.D#
Date Acquired: Sep 2 2008 07:22 pm
Operator:
Sample Name: Wash
Misc Info:
Vial Number: 1203
Current Method: C:\ICPCHEM\1\DATA\wg250918.b\6020ACZ1.M
Calibration File: C:\ICPCHEM\1\DATA\wg250918.b\6020ACZ1.C
Last Cal Update: Sep 02 2008 06:35 pm
Sample Type: CCB
Total Dil Factor: 1.00

Data Results:
Analytes: Pass
ISTD: Fail

QC Elements

Element	IS Ref	Tune	Conc.	RSD(%)	High Limit	Flag
9 Be	6	3	0.001 ppb	99.76	0.300	
11 B	6	3	0.224 ppb	18.69	1.500	
27 Al	72	3	0.166 ppb	12.69	3.000	
51 V	45	2	-0.517 ppb	1.88	0.600	
52 Cr	45	2	-0.013 ppb	32.30	0.300	
55 Mn	72	3	0.017 ppb	88.29	1.500	
59 Co	72	3	0.000 ppb	636.28	0.150	
60 Ni	45	2	-0.007 ppb	13.70	1.800	
63 Cu	45	2	0.017 ppb	24.63	1.500	
66 Zn	72	3	0.008 ppb	446.80	6.000	
75 As	45	2	0.083 ppb	77.52	1.500	
78 Se	45	1	0.030 ppb	8.42	0.300	
98 Mo	115	3	-0.006 ppb	24.04	1.500	
107 Ag	115	3	-0.003 ppb	72.44	0.150	
111 Cd	115	3	-0.004 ppb	35.51	0.300	
118 Sn	115	3	0.010 ppb	163.32	0.300	
121 Sb	115	3	0.084 ppb	9.81	1.200	
137 Ba	115	3	0.015 ppb	42.73	0.300	
205 Tl	209	3	0.001 ppb	41.43	0.300	
208 Pb	209	3	-0.001 ppb	278.35	0.300	
232 Th	209	3	0.003 ppb	38.07	3.000	
238 U	209	3	0.000 ppb	97.24	0.300	

ISTD Elements

Element	Tune	CPS Mean	RSD(%)	Ref Value	Rec(%)	QC Range(%)	Flag
6 Li	3	2962995	0.50	2481034	119.4	29 - 125	
45 Sc	1	2370259	4.07	2243984	105.6	29 - 125	
45 Sc	2	287061	4.11	200544	143.1	29 - 125	IS Fai
45 Sc	3	2455781	0.83	2131967	115.2	29 - 125	
72 Ge	1	347854	2.87	334392	104.0	29 - 125	
72 Ge	2	86156	3.82	60911	141.4	29 - 125	IS Fai
72 Ge	3	294178	0.45	269231	109.3	29 - 125	
74 Ge	1	483556	3.25	464106	104.2	29 - 125	
74 Ge	2	126325	3.65	88323	143.0	29 - 125	IS Fai
74 Ge	3	405288	0.30	372859	108.7	29 - 125	
115 In	1	1554519	3.47	1492179	104.2	29 - 125	
115 In	2	444898	3.69	305234	145.8	29 - 125	IS Fai
115 In	3	1381671	0.99	1201593	115.0	29 - 125	
159 Tb	3	2212657	0.74	1964878	112.6	29 - 125	
209 Bi	3	3055581	0.59	2737345	111.6	29 - 125	

Tune File# 1 c:\icpchem\1\7500\h2.u
Tune File# 2 c:\icpchem\1\7500\he.u
Tune File# 3 c:\icpchem\1\7500\norm.u

ISTD Ref File : C:\ICPCHEM\1\DATA\wg250918.b\003CALB.D\003CALB.D#

0 :Element Failures
4 :ISTD Failures

0 :Max. Number of Failures Allowed
0 :Max. Number of ISTD Failures Allowed

Sample QC Report

Data File: C:\ICPCHEM\1\DATA\wg250918.b\025SMPL.D\025SMPL.D#
Date Acquired: Sep 2 2008 07:26 pm
Acq. Method: T36020A.M
Operator:
Sample Name: WG250425PBS
Misc Info:
Vial Number: 2110
Current Method: C:\ICPCHEM\1\DATA\wg250918.b\6020ACZ1.M
Calibration File: C:\ICPCHEM\1\DATA\wg250918.b\6020ACZ1.C
Last Cal. Update: Sep 02 2008 06:35 pm
Sample Type: Sample
Dilution Factor: 500.00
Autodil Factor: Undiluted
Final Dil Factor: 500.00

Data Results:

Analytes:	**Pass**
ISTD:	**Fail**

QC Elements

Element	IS Ref	Tune	Corr Conc	Raw Conc	Units	RSD(%)	High Limit	Flag
9 Be	6	3	0.752	0.002	ppb	86.64	200.00	
11 B	6	3	252.000	0.504	ppb	0.99	20.00	
27 Al	72	3	1,863.000	3.726	ppb	2.44	1000.00	
55 Mn	72	3	147.300	0.295	ppb	5.11	200.00	
59 Co	72	3	2.635	0.005	ppb	67.23	200.00	
66 Zn	72	3	385.750	0.772	ppb	3.80	1000.00	
98 Mo	115	3	27.030	0.054	ppb	19.02	200.00	
107 Ag	115	3	9.085	0.018	ppb	7.73	50.00	
111 Cd	115	3	2.791	0.006	ppb	84.99	200.00	
118 Sn	115	3	3,576.500	7.153	ppb	0.75	200.00	
121 Sb	115	3	107.000	0.214	ppb	5.41	25.00	
137 Ba	115	3	39.625	0.079	ppb	16.29	500.00	
205 Tl	209	3	1.416	0.003	ppb	84.67	200.00	
208 Pb	209	3	16.275	0.033	ppb	20.20	500.00	
232 Th	209	3	1.628	0.003	ppb	18.04	200.00	
238 U	209	3	0.449	0.001	ppb	108.63	200.00	

ISTD Elements

Element	Tune	CPS Mean	RSD(%)	Ref Value	Rec(%)	QC Range(%)	Flag
6 Li	3	3290632	0.37	2481034	132.6	29.5 - 125	IS Fail
45 Sc	3	2704990	0.47	2131967	126.9	29.5 - 125	IS Fail
72 Ge	3	315714	1.08	269231	117.3	29.5 - 125	
74 Ge	3	428157	1.14	372859	114.8	29.5 - 125	
115 In	3	1393407	1.72	1201593	116.0	29.5 - 125	
159 Tb	3	2238132	2.47	1964878	113.9	29.5 - 125	
209 Bi	3	2915760	2.49	2737345	106.5	29.5 - 125	

Tune File# 1 C:\ICPCHEM\1\7500\
Tune File# 2 C:\ICPCHEM\1\7500\
Tune File# 3 C:\ICPCHEM\1\7500\norm.u

ISTD Ref File : C:\ICPCHEM\1\DATA\wg250918.b\003CALB.D\003CALB.D#

0 :Element Failures — 0 :Max. Number of Failures Allowed
2 :ISTD Failures — 0 :Max. Number of ISTD Failures Allowed

Sample QC Report

Data File: C:\ICPCHEM\1\DATA\wg250918.b\026SMPL.D\026SMPL.D#
Date Acquired: Sep 2 2008 07:28 pm
Acq. Method: T36020A.M
Operator:
Sample Name: WG250425LCSS
Misc Info:
Vial Number: 2111
Current Method: C:\ICPCHEM\1\DATA\wg250918.b\6020ACZ1.M
Calibration File: C:\ICPCHEM\1\DATA\wg250918.b\6020ACZ1.C
Last Cal. Update: Sep 02 2008 06:35 pm
Sample Type: Sample
Dilution Factor: 5000.00
Autodil Factor: Undiluted
Final Dil Factor: 5000.00

Data Results:

Analytes: Fail
ISTD: Pass

QC Elements

Element	IS Ref	Tune	Corr Conc	Raw Conc	Units	RSD(%)	High Limit	Flag
9 Be	6	3	###########	33.950	ppb	0.93	200.00	
11 B	6	3	###########	27.210	ppb	0.98	20.00	OCAL
27 Al	72	3	###########	3023.000	ppb	1.69	1000.00	OCAL
55 Mn	72	3	###########	89.700	ppb	1.31	200.00	
59 Co	72	3	###########	24.170	ppb	1.29	200.00	
66 Zn	72	3	###########	71.100	ppb	1.76	1000.00	
98 Mo	115	3	###########	21.270	ppb	1.68	200.00	
107 Ag	115	3	34,000.000	6.800	ppb	1.17	50.00	
111 Cd	115	3	66,350.000	13.270	ppb	0.77	200.00	
118 Sn	115	3	###########	32.660	ppb	0.56	200.00	
121 Sb	115	3	70,150.000	14.030	ppb	0.53	25.00	
137 Ba	115	3	###########	110.900	ppb	0.63	500.00	
205 Tl	209	3	###########	38.360	ppb	0.40	200.00	
208 Pb	209	3	###########	44.640	ppb	0.36	500.00	
232 Th	209	3	10,760.000	2.152	ppb	0.37	200.00	
238 U	209	3	1,997.500	0.400	ppb	2.51	200.00	

ISTD Elements

Element	Tune	CPS Mean	RSD(%)	Ref Value	Rec(%)	QC Range(%)	Flag
6 Li	3	3025960	0.45	2481034	122.0	29.5 - 125	
45 Sc	3	2560977	0.91	2131967	120.1	29.5 - 125	
72 Ge	3	310025	1.41	269231	115.2	29.5 - 125	
74 Ge	3	423250	0.34	372859	113.5	29.5 - 125	
115 In	3	1436533	0.75	1201593	119.6	29.5 - 125	
159 Tb	3	2312138	0.77	1964878	117.7	29.5 - 125	
209 Bi	3	3094602	0.21	2737345	113.1	29.5 - 125	

Tune File# 1 C:\ICPCHEM\1\7500\
Tune File# 2 C:\ICPCHEM\1\7500\
Tune File# 3 C:\ICPCHEM\1\7500\norm.u

ISTD Ref File : C:\ICPCHEM\1\DATA\wg250918.b\003CALB.D\003CALB.D#

2 :Element Failures
0 :ISTD Failures

0 :Max. Number of Failures Allowed
0 :Max. Number of ISTD Failures Allowed

Sample QC Report

Data File: C:\ICPCHEM\1\DATA\wg250918.b\027SMPL.D\027SMPL.D#
Date Acquired: Sep 2 2008 07:30 pm
Acq. Method: T36020A.M
Operator:
Sample Name: WG250425LCSSD
Misc Info:
Vial Number: 2112
Current Method: C:\ICPCHEM\1\DATA\wg250918.b\6020ACZ1.M
Calibration File: C:\ICPCHEM\1\DATA\wg250918.b\6020ACZ1.C
Last Cal. Update: Sep 02 2008 06:35 pm
Sample Type: Sample
Dilution Factor: 5000.00
Autodil Factor: Undiluted
Final Dil Factor: 5000.00

Data Results:

Analytes: Fail
ISTD: Pass

QC Elements

Element	IS Ref	Tune	Corr Conc	Raw Conc	Units	RSD(%)	High Limit	Flag
9 Be	6	3	###########	36.050	ppb	0.89	200.00	
11 B	6	3	###########	28.720	ppb	1.03	20.00	OCAL
27 Al	72	3	###########	3095.000	ppb	1.15	1000.00	OCAL
55 Mn	72	3	###########	79.930	ppb	1.11	200.00	
59 Co	72	3	###########	24.700	ppb	1.58	200.00	
66 Zn	72	3	###########	73.170	ppb	0.69	1000.00	
98 Mo	115	3	###########	21.930	ppb	0.70	200.00	
107 Ag	115	3	35,050.000	7.010	ppb	1.37	50.00	
111 Cd	115	3	68,250.000	13.650	ppb	2.07	200.00	
118 Sn	115	3	###########	34.110	ppb	1.39	200.00	
121 Sb	115	3	75,300.000	15.060	ppb	0.65	25.00	
137 Ba	115	3	###########	113.400	ppb	0.25	500.00	
205 Tl	209	3	###########	38.620	ppb	0.72	200.00	
208 Pb	209	3	###########	45.590	ppb	0.23	500.00	
232 Th	209	3	9,800.000	1.960	ppb	1.40	200.00	
238 U	209	3	2,078.500	0.416	ppb	3.73	200.00	

ISTD Elements

Element	Tune	CPS Mean	RSD(%)	Ref Value	Rec(%)	QC Range(%)	Flag
6 Li	3	3028986	0.34	2481034	122.1	29.5 - 125	
45 Sc	3	2540642	0.24	2131967	119.2	29.5 - 125	
72 Ge	3	311263	1.23	269231	115.6	29.5 - 125	
74 Ge	3	428852	0.95	372859	115.0	29.5 - 125	
115 In	3	1445633	0.59	1201593	120.3	29.5 - 125	
159 Tb	3	2317284	0.49	1964878	117.9	29.5 - 125	
209 Bi	3	3086836	0.20	2737345	112.8	29.5 - 125	

Tune File# 1 C:\ICPCHEM\1\7500\
Tune File# 2 C:\ICPCHEM\1\7500\
Tune File# 3 C:\ICPCHEM\1\7500\norm.u

ISTD Ref File : C:\ICPCHEM\1\DATA\wg250918.b\003CALB.D\003CALB.D#

2 :Element Failures 0 :Max. Number of Failures Allowed
0 :ISTD Failures 0 :Max. Number of ISTD Failures Allowed

Sample QC Report

Data File: C:\ICPCHEM\1\DATA\wg250918.b\028SMPL.D\028SMPL.D#
Date Acquired: Sep 2 2008 07:32 pm
Acq. Method: T36020A.M
Operator:
Sample Name: L71041-02
Misc Info:
Vial Number: 2201
Current Method: C:\ICPCHEM\1\DATA\wg250918.b\6020ACZ1.M
Calibration File: C:\ICPCHEM\1\DATA\wg250918.b\6020ACZ1.C
Last Cal. Update: Sep 02 2008 06:35 pm
Sample Type: Sample
Dilution Factor: 500.00
Autodil Factor: Undiluted
Final Dil Factor: 500.00

Data Results:
Analytes: Fail
ISTD: Fail

QC Elements

Element	IS Ref	Tune	Corr Conc	Raw Conc	Units	RSD(%)	High Limit	Flag
9 Be	6	3	429.350	0.859	ppb	2.37	200.00	
11 B	6	3	1,947.500	3.895	ppb	1.11	20.00	
27 Al	72	3	###########	25780.000	ppb	1.38	1000.00	OCAL
55 Mn	72	3	###########	965.600	ppb	1.41	200.00	OCAL
59 Co	72	3	11,560.000	23.120	ppb	1.86	200.00	
66 Zn	72	3	60,650.000	121.300	ppb	2.19	1000.00	
98 Mo	115	3	3,757.500	7.515	ppb	3.31	200.00	
107 Ag	115	3	39.695	0.079	ppb	24.73	50.00	
111 Cd	115	3	156.550	0.313	ppb	7.09	200.00	
118 Sn	115	3	3,633.000	7.266	ppb	1.81	200.00	
121 Sb	115	3	120.650	0.241	ppb	3.27	25.00	
137 Ba	115	3	###########	264.100	ppb	0.37	500.00	
205 Tl	209	3	319.700	0.639	ppb	3.14	200.00	
208 Pb	209	3	3,921.500	7.843	ppb	1.47	500.00	
232 Th	209	3	15,845.000	31.690	ppb	0.77	200.00	
238 U	209	3	3,692.000	7.384	ppb	1.15	200.00	

ISTD Elements

Element	Tune	CPS Mean	RSD(%)	Ref Value	Rec(%)	QC Range(%)	Flag
6 Li	3	3191387	0.34	2481034	128.6	29.5 - 125	IS Fail
45 Sc	3	2561511	1.11	2131967	120.1	29.5 - 125	
72 Ge	3	297037	1.18	269231	110.3	29.5 - 125	
74 Ge	3	397333	0.90	372859	106.6	29.5 - 125	
115 In	3	1348290	0.50	1201593	112.2	29.5 - 125	
159 Tb	3	2218501	0.89	1964878	112.9	29.5 - 125	
209 Bi	3	2774685	0.47	2737345	101.4	29.5 - 125	

Tune File# 1 C:\ICPCHEM\1\7500\
Tune File# 2 C:\ICPCHEM\1\7500\
Tune File# 3 C:\ICPCHEM\1\7500\norm.u

ISTD Ref File : C:\ICPCHEM\1\DATA\wg250918.b\003CALB.D\003CALB.D#

2 :Element Failures 0 :Max. Number of Failures Allowed
1 :ISTD Failures 0 :Max. Number of ISTD Failures Allowed

Sample QC Report

Data File: C:\ICPCHEM\1\DATA\wg250918.b\029SMPL.D\029SMPL.D#
Date Acquired: Sep 2 2008 07:34 pm
Acq. Method: T36020A.M
Operator:
Sample Name: L71041-02SDL
Misc Info:
Vial Number: 2202
Current Method: C:\ICPCHEM\1\DATA\wg250918.b\6020ACZ1.M
Calibration File: C:\ICPCHEM\1\DATA\wg250918.b\6020ACZ1.C
Last Cal. Update: Sep 02 2008 06:35 pm
Sample Type: Sample
Dilution Factor: 1.00
Autodil Factor: Undiluted
Final Dil Factor: 1.00

Data Results:

Analytes: Fail
ISTD: Pass

QC Elements

Element	IS Ref	Tune	Corr Conc	Raw Conc	Units	RSD(%)	High Limit	Flag
9 Be	6	3	0.177	0.177	ppb	4.99	200.00	
11 B	6	3	0.978	0.978	ppb	4.81	20.00	
27 Al	72	3	4,813.000	4813.000	ppb	0.46	1000.00	OCAL
55 Mn	72	3	175.100	175.100	ppb	0.35	200.00	
59 Co	72	3	4.484	4.484	ppb	1.71	200.00	
66 Zn	72	3	26.100	26.100	ppb	1.12	1000.00	
98 Mo	115	3	1.460	1.460	ppb	6.33	200.00	
107 Ag	115	3	0.012	0.012	ppb	21.70	50.00	
111 Cd	115	3	0.079	0.079	ppb	38.94	200.00	
118 Sn	115	3	1.352	1.352	ppb	5.76	200.00	
121 Sb	115	3	0.028	0.028	ppb	10.43	25.00	
137 Ba	115	3	49.940	49.940	ppb	0.35	500.00	
205 Tl	209	3	0.114	0.114	ppb	6.31	200.00	
208 Pb	209	3	1.483	1.483	ppb	2.40	500.00	
232 Th	209	3	5.835	5.835	ppb	0.25	200.00	
238 U	209	3	1.344	1.344	ppb	1.40	200.00	

ISTD Elements

Element	Tune	CPS Mean	RSD(%)	Ref Value	Rec(%)	QC Range(%)	Flag
6 Li	3	3063967	0.76	2481034	123.5	29.5 - 125	
45 Sc	3	2512848	0.62	2131967	117.9	29.5 - 125	
72 Ge	3	299497	1.05	269231	111.2	29.5 - 125	
74 Ge	3	421044	1.38	372859	112.9	29.5 - 125	
115 In	3	1418382	0.50	1201593	118.0	29.5 - 125	
159 Tb	3	2277180	1.00	1964878	115.9	29.5 - 125	
209 Bi	3	3033368	0.17	2737345	110.8	29.5 - 125	

Tune File# 1 C:\ICPCHEM\1\7500\
Tune File# 2 C:\ICPCHEM\1\7500\
Tune File# 3 C:\ICPCHEM\1\7500\norm.u

ISTD Ref File : C:\ICPCHEM\1\DATA\wg250918.b\003CALB.D\003CALB.D#

1 :Element Failures
0 :ISTD Failures

0 :Max. Number of Failures Allowed
0 :Max. Number of ISTD Failures Allowed

Sample QC Report

Data File: C:\ICPCHEM\1\DATA\wg250918.b\030SMPL.D\030SMPL.D#
Date Acquired: Sep 2 2008 07:36 pm
Acq. Method: T36020A.M
Operator:
Sample Name: L71041-02MS
Misc Info:
Vial Number: 2203
Current Method: C:\ICPCHEM\1\DATA\wg250918.b\6020ACZ1.M
Calibration File: C:\ICPCHEM\1\DATA\wg250918.b\6020ACZ1.C
Last Cal. Update: Sep 02 2008 06:35 pm
Sample Type: Sample
Dilution Factor: 500.00
Autodil Factor: Undiluted
Final Dil Factor: 500.00

Data Results:
Analytes: Fail
ISTD: Fail

QC Elements

Element	IS Ref	Tune	Corr Conc	Raw Conc	Units	RSD(%)	High Limit	Flag
9 Be	6	3	27,920.000	55.840	ppb	1.32	200.00	
11 B	6	3	7,720.000	15.440	ppb	1.39	20.00	
27 Al	72	3	###########	23630.000	ppb	0.72	1000.00	OCAL
55 Mn	72	3	###########	906.200	ppb	0.41	200.00	OCAL
59 Co	72	3	37,745.000	75.490	ppb	0.13	200.00	
66 Zn	72	3	78,700.000	157.400	ppb	0.92	1000.00	
98 Mo	115	3	25,820.000	51.640	ppb	2.47	200.00	
107 Ag	115	3	4,930.000	9.860	ppb	1.39	50.00	
111 Cd	115	3	24,475.000	48.950	ppb	2.11	200.00	
118 Sn	115	3	16,170.000	32.340	ppb	1.98	200.00	
121 Sb	115	3	1,773.000	3.546	ppb	2.02	25.00	
137 Ba	115	3	###########	305.100	ppb	1.92	500.00	
205 Tl	209	3	29,810.000	59.620	ppb	0.85	200.00	
208 Pb	209	3	30,760.000	61.520	ppb	0.93	500.00	
232 Th	209	3	26,660.000	53.320	ppb	1.41	200.00	
238 U	209	3	17,490.000	34.980	ppb	0.57	200.00	

ISTD Elements

Element	Tune	CPS Mean	RSD(%)	Ref Value	Rec(%)	QC Range(%)	Flag
6 Li	3	3190419	0.85	2481034	128.6	29.5 - 125	IS Fail
45 Sc	3	2519207	1.42	2131967	118.2	29.5 - 125	
72 Ge	3	291026	0.67	269231	108.1	29.5 - 125	
74 Ge	3	397250	0.43	372859	106.5	29.5 - 125	
115 In	3	1355316	1.39	1201593	112.8	29.5 - 125	
159 Tb	3	2222471	1.37	1964878	113.1	29.5 - 125	
209 Bi	3	2756607	0.15	2737345	100.7	29.5 - 125	

Tune File# 1 C:\ICPCHEM\1\7500\
Tune File# 2 C:\ICPCHEM\1\7500\
Tune File# 3 C:\ICPCHEM\1\7500\norm.u

ISTD Ref File : C:\ICPCHEM\1\DATA\wg250918.b\003CALB.D\003CALB.D#

2 :Element Failures 0 :Max. Number of Failures Allowed
1 :ISTD Failures 0 :Max. Number of ISTD Failures Allowed

Sample QC Report

Data File: C:\ICPCHEM\1\DATA\wg250918.b\031SMPL.D\031SMPL.D#
Date Acquired: Sep 2 2008 07:38 pm
Acq. Method: T36020A.M
Operator:
Sample Name: L71041-02MSD
Misc Info:
Vial Number: 2204
Current Method: C:\ICPCHEM\1\DATA\wg250918.b\6020ACZ1.M
Calibration File: C:\ICPCHEM\1\DATA\wg250918.b\6020ACZ1.C
Last Cal. Update: Sep 02 2008 06:35 pm
Sample Type: Sample
Dilution Factor: 500.00
Autodil Factor: Undiluted
Final Dil Factor: 500.00

Data Results:
Analytes: Fail
ISTD: Fail

QC Elements

Element	IS Ref	Tune	Corr Conc	Raw Conc	Units	RSD(%)	High Limit	Flag
9 Be	6	3	28,095.000	56.190	ppb	1.02	200.00	
11 B	6	3	7,925.000	15.850	ppb	1.83	20.00	
27 Al	72	3	###########	28890.000	ppb	0.71	1000.00	OCAL
55 Mn	72	3	###########	1215.000	ppb	0.87	200.00	OCAL
59 Co	72	3	41,350.000	82.700	ppb	0.71	200.00	
66 Zn	72	3	94,350.000	188.700	ppb	1.12	1000.00	
98 Mo	115	3	26,330.000	52.660	ppb	1.00	200.00	
107 Ag	115	3	4,949.500	9.899	ppb	1.45	50.00	
111 Cd	115	3	24,810.000	49.620	ppb	1.14	200.00	
118 Sn	115	3	16,270.000	32.540	ppb	1.33	200.00	
121 Sb	115	3	1,669.000	3.338	ppb	1.46	25.00	
137 Ba	115	3	###########	403.500	ppb	1.10	500.00	
205 Tl	209	3	30,330.000	60.660	ppb	1.46	200.00	
208 Pb	209	3	30,795.000	61.590	ppb	0.69	500.00	
232 Th	209	3	32,695.000	65.390	ppb	1.41	200.00	
238 U	209	3	17,555.000	35.110	ppb	0.90	200.00	

ISTD Elements

Element	Tune	CPS Mean	RSD(%)	Ref Value	Rec(%)	QC Range(%)	Flag
6 Li	3	3146964	0.18	2481034	126.8	29.5 - 125	IS Fail
45 Sc	3	2502173	0.34	2131967	117.4	29.5 - 125	
72 Ge	3	288488	1.26	269231	107.2	29.5 - 125	
74 Ge	3	392876	0.52	372859	105.4	29.5 - 125	
115 In	3	1334001	0.76	1201593	111.0	29.5 - 125	
159 Tb	3	2180061	0.41	1964878	111.0	29.5 - 125	
209 Bi	3	2724515	0.80	2737345	99.5	29.5 - 125	

Tune File# 1 C:\ICPCHEM\1\7500\
Tune File# 2 C:\ICPCHEM\1\7500\
Tune File# 3 C:\ICPCHEM\1\7500\norm.u

ISTD Ref File : C:\ICPCHEM\1\DATA\wg250918.b\003CALB.D\003CALB.D#

2 :Element Failures 0 :Max. Number of Failures Allowed
1 :ISTD Failures 0 :Max. Number of ISTD Failures Allowed

Sample QC Report

Data File: C:\ICPCHEM\1\DATA\wg250918.b\032SMPL.D\032SMPL.D#
Date Acquired: Sep 2 2008 07:40 pm
Acq. Method: T36020A.M
Operator:
Sample Name: L71041-04
Misc Info:
Vial Number: 2205
Current Method: C:\ICPCHEM\1\DATA\wg250918.b\6020ACZ1.M
Calibration File: C:\ICPCHEM\1\DATA\wg250918.b\6020ACZ1.C
Last Cal. Update: Sep 02 2008 06:35 pm
Sample Type: Sample
Dilution Factor: 505.00
Autodil Factor: Undiluted
Final Dil Factor: 505.00

Data Results:
Analytes: Fail
ISTD: Fail

QC Elements

Element	IS Ref	Tune	Corr Conc	Raw Conc	Units	RSD(%)	High Limit	Flag
9 Be	6	3	155.692	0.308	ppb	10.41	200.00	
11 B	6	3	1,263.510	2.502	ppb	1.17	20.00	
27 Al	72	3	###########	20680.000	ppb	1.00	1000.00	OCAL
55 Mn	72	3	###########	516.000	ppb	0.73	200.00	OCAL
59 Co	72	3	5,110.600	10.120	ppb	0.68	200.00	
66 Zn	72	3	52,217.000	103.400	ppb	0.39	1000.00	
98 Mo	115	3	811.030	1.606	ppb	0.45	200.00	
107 Ag	115	3	29.830	0.059	ppb	9.65	50.00	
111 Cd	115	3	167.711	0.332	ppb	11.14	200.00	
118 Sn	115	3	3,510.255	6.951	ppb	0.59	200.00	
121 Sb	115	3	105.091	0.208	ppb	5.05	25.00	
137 Ba	115	3	99,636.500	197.300	ppb	0.08	500.00	
205 Tl	209	3	204.828	0.406	ppb	1.25	200.00	
208 Pb	209	3	3,002.225	5.945	ppb	0.61	500.00	
232 Th	209	3	21,235.250	42.050	ppb	0.27	200.00	
238 U	209	3	3,322.395	6.579	ppb	1.55	200.00	

ISTD Elements

Element	Tune	CPS Mean	RSD(%)	Ref Value	Rec(%)	QC Range(%)	Flag
6 Li	3	3170092	0.64	2481034	127.8	29.5 - 125	IS Fail
45 Sc	3	2542306	0.87	2131967	119.2	29.5 - 125	
72 Ge	3	298592	0.56	269231	110.9	29.5 - 125	
74 Ge	3	402094	0.68	372859	107.8	29.5 - 125	
115 In	3	1370234	0.23	1201593	114.0	29.5 - 125	
159 Tb	3	2248328	0.36	1964878	114.4	29.5 - 125	
209 Bi	3	2818733	0.72	2737345	103.0	29.5 - 125	

Tune File# 1 C:\ICPCHEM\1\7500\
Tune File# 2 C:\ICPCHEM\1\7500\
Tune File# 3 C:\ICPCHEM\1\7500\norm.u

ISTD Ref File : C:\ICPCHEM\1\DATA\wg250918.b\003CALB.D\003CALB.D#

2 :Element Failures 0 :Max. Number of Failures Allowed
1 :ISTD Failures 0 :Max. Number of ISTD Failures Allowed

Sample QC Report

Data File: C:\ICPCHEM\1\DATA\wg250918.b\033SMPL.D\033SMPL.D#
Date Acquired: Sep 2 2008 07:41 pm
Acq. Method: T36020A.M
Operator:
Sample Name: L71041-06
Misc Info:
Vial Number: 2206
Current Method: C:\ICPCHEM\1\DATA\wg250918.b\6020ACZ1.M
Calibration File: C:\ICPCHEM\1\DATA\wg250918.b\6020ACZ1.C
Last Cal. Update: Sep 02 2008 06:35 pm
Sample Type: Sample
Dilution Factor: 505.00
Autodil Factor: Undiluted
Final Dil Factor: 505.00

Data Results:
Analytes: Fail
ISTD: Fail

QC Elements

Element	IS Ref	Tune	Corr Conc	Raw Conc	Units	RSD(%)	High Limit	Flag
9 Be	6	3	274.872	0.544	ppb	2.71	200.00	
11 B	6	3	1,764.470	3.494	ppb	0.83	20.00	
27 Al	72	3	###########	23130.000	ppb	1.14	1000.00	OCAL
55 Mn	72	3	###########	528.200	ppb	1.23	200.00	OCAL
59 Co	72	3	6,221.600	12.320	ppb	0.53	200.00	
66 Zn	72	3	63,983.500	126.700	ppb	0.87	1000.00	
98 Mo	115	3	13,165.350	26.070	ppb	0.41	200.00	
107 Ag	115	3	39.627	0.078	ppb	18.15	50.00	
111 Cd	115	3	166.246	0.329	ppb	18.39	200.00	
118 Sn	115	3	3,550.150	7.030	ppb	1.32	200.00	
121 Sb	115	3	115.544	0.229	ppb	10.39	25.00	
137 Ba	115	3	###########	254.300	ppb	0.73	500.00	
205 Tl	209	3	267.499	0.530	ppb	3.30	200.00	
208 Pb	209	3	2,814.870	5.574	ppb	0.99	500.00	
232 Th	209	3	13,034.050	25.810	ppb	0.26	200.00	
238 U	209	3	3,228.970	6.394	ppb	0.91	200.00	

ISTD Elements

Element	Tune	CPS Mean	RSD(%)	Ref Value	Rec(%)	QC Range(%)	Flag
6 Li	3	3115329	0.90	2481034	125.6	29.5 - 125	IS Fail
45 Sc	3	2498039	0.47	2131967	117.2	29.5 - 125	
72 Ge	3	296283	0.88	269231	110.0	29.5 - 125	
74 Ge	3	398829	0.97	372859	107.0	29.5 - 125	
115 In	3	1357035	0.55	1201593	112.9	29.5 - 125	
159 Tb	3	2228654	0.64	1964878	113.4	29.5 - 125	
209 Bi	3	2797442	0.36	2737345	102.2	29.5 - 125	

Tune File# 1 C:\ICPCHEM\1\7500\
Tune File# 2 C:\ICPCHEM\1\7500\
Tune File# 3 C:\ICPCHEM\1\7500\norm.u

ISTD Ref File : C:\ICPCHEM\1\DATA\wg250918.b\003CALB.D\003CALB.D#

2 :Element Failures 0 :Max. Number of Failures Allowed
1 :ISTD Failures 0 :Max. Number of ISTD Failures Allowed

Sample QC Report

Data File: C:\ICPCHEM\1\DATA\wg250918.b\035SMPL.D\035SMPL.D#
Date Acquired: Sep 2 2008 07:48 pm
Acq. Method: T36020A.M
Operator:
Sample Name: WG250513PBS
Misc Info:
Vial Number: 2207
Current Method: C:\ICPCHEM\1\DATA\wg250918.b\6020ACZ1.M
Calibration File: C:\ICPCHEM\1\DATA\wg250918.b\6020ACZ1.C
Last Cal. Update: Sep 02 2008 06:35 pm
Sample Type: Sample
Dilution Factor: 500.00
Autodil Factor: Undiluted
Final Dil Factor: 500.00

Data Results:

Analytes: Pass
ISTD: Fail

QC Elements

Element	IS Ref	Tune	Corr Conc	Raw Conc	Units	RSD(%)	High Limit	Flag
9 Be	6	3	0.000	0.000	ppb	0.00	200.00	
11 B	6	3	239.100	0.478	ppb	0.96	20.00	
27 Al	72	3	1,284.500	2.569	ppb	3.24	1000.00	
55 Mn	72	3	121.700	0.243	ppb	11.12	200.00	
59 Co	72	3	0.383	0.001	ppb	163.28	200.00	
66 Zn	72	3	498.800	0.998	ppb	2.13	1000.00	
98 Mo	115	3	149.050	0.298	ppb	2.06	200.00	
107 Ag	115	3	-1.054	-0.002	ppb	71.82	50.00	
111 Cd	115	3	3.269	0.007	ppb	38.92	200.00	
118 Sn	115	3	3,663.000	7.326	ppb	2.79	200.00	
121 Sb	115	3	74.000	0.148	ppb	8.19	25.00	
137 Ba	115	3	53.750	0.108	ppb	18.84	500.00	
205 Tl	209	3	0.050	0.000	ppb	963.40	200.00	
208 Pb	209	3	11.075	0.022	ppb	24.05	500.00	
232 Th	209	3	9.145	0.018	ppb	15.29	200.00	
238 U	209	3	0.872	0.002	ppb	42.59	200.00	

ISTD Elements

Element	Tune	CPS Mean	RSD(%)	Ref Value	Rec(%)	QC Range(%)	Flag
6 Li	3	3234342	0.53	2481034	130.4	29.5 - 125	IS Fail
45 Sc	3	2603038	0.71	2131967	122.1	29.5 - 125	
72 Ge	3	303685	0.94	269231	112.8	29.5 - 125	
74 Ge	3	422117	1.44	372859	113.2	29.5 - 125	
115 In	3	1382542	1.75	1201593	115.1	29.5 - 125	
159 Tb	3	2221837	1.62	1964878	113.1	29.5 - 125	
209 Bi	3	2888185	2.01	2737345	105.5	29.5 - 125	

Tune File# 1 C:\ICPCHEM\1\7500\
Tune File# 2 C:\ICPCHEM\1\7500\
Tune File# 3 C:\ICPCHEM\1\7500\norm.u

ISTD Ref File : C:\ICPCHEM\1\DATA\wg250918.b\003CALB.D\003CALB.D#

0 :Element Failures — 0 :Max. Number of Failures Allowed
1 :ISTD Failures — 0 :Max. Number of ISTD Failures Allowed

Continuing Calibration Verification (CCV) QC Report

Data File: C:\ICPCHEM\1\DATA\wg250918.b\036_CCV.D\036_CCV.D#
Date Acquired: Sep 2 2008 07:50 pm
Operator:
Sample Name: CCV
Misc Info:
Vial Number: 1307
Current Method: C:\ICPCHEM\1\DATA\wg250918.b\6020ACZ1.M
Calibration File: C:\ICPCHEM\1\DATA\wg250918.b\6020ACZ1.C
Last Cal Update: Sep 02 2008 06:35 pm
Sample Type: CCV
Total Dil Factor: 1.00

Data Results:
Analytes: Fail
ISTD: Fail

QC Elements

Element	IS Ref	Tune	Conc. ppb	RSD(%)	Expected	Rec(%)	QC Range(%)	Flag
9 Be	6	3	52.470	1.29	50.00	104.9	89 - 110	
11 B	6	3	23.950	1.25	20.00	119.8	89 - 110	Fail
27 Al	72	3	107.500	0.55	100.00	107.5	89 - 110	
51 V	45	2	49.660	0.24	50.00	99.3	89 - 110	
52 Cr	45	2	52.130	0.90	50.00	104.3	89 - 110	
55 Mn	72	3	55.130	0.45	50.00	110.3	89 - 110	
59 Co	72	3	53.370	0.25	50.00	106.7	89 - 110	
60 Ni	45	2	51.390	1.19	50.00	102.8	89 - 110	
63 Cu	45	2	51.000	1.15	50.00	102.0	89 - 110	
66 Zn	72	3	51.650	0.36	50.00	103.3	89 - 110	
75 As	45	2	48.250	0.27	50.00	96.5	89 - 110	
78 Se	45	1	50.370	0.82	50.00	100.7	89 - 110	
98 Mo	115	3	18.740	1.81	20.00	93.7	89 - 110	
107 Ag	115	3	19.060	0.17	20.00	95.3	89 - 110	
111 Cd	115	3	47.530	0.74	50.00	95.1	89 - 110	
118 Sn	115	3	48.130	0.47	50.00	96.3	89 - 110	
121 Sb	115	3	18.350	0.97	20.00	91.8	89 - 110	
137 Ba	115	3	49.760	0.76	50.00	99.5	89 - 110	
205 Tl	209	3	55.300	0.57	50.00	110.6	89 - 110	Fail
208 Pb	209	3	50.180	0.71	50.00	100.4	89 - 110	
232 Th	209	3	48.680	0.68	50.00	97.4	89 - 110	
238 U	209	3	49.090	0.55	50.00	98.2	89 - 110	

ISTD Elements

Element	Tune	CPS Mean	RSD(%)	Ref Value	Rec(%)	QC Range(%)	Flag
6 Li	3	2988513	0.90	2481034	120.5	29 - 125	
45 Sc	1	2724813	2.93	2243984	121.4	29 - 125	
45 Sc	2	301145	3.40	200544	150.2	29 - 125	IS Fail
45 Sc	3	2445621	0.50	2131967	114.7	29 - 125	
72 Ge	1	384038	3.49	334392	114.8	29 - 125	
72 Ge	2	87388	2.94	60911	143.5	29 - 125	IS Fail
72 Ge	3	285887	0.30	269231	106.2	29 - 125	
74 Ge	1	535050	3.28	464106	115.3	29 - 125	
74 Ge	2	128356	3.26	88323	145.3	29 - 125	IS Fail
74 Ge	3	395291	0.57	372859	106.0	29 - 125	
115 In	1	1769716	1.98	1492179	118.6	29 - 125	
115 In	2	473365	3.22	305234	155.1	29 - 125	IS Fail
115 In	3	1391880	0.44	1201593	115.8	29 - 125	
159 Tb	3	2192824	0.50	1964878	111.6	29 - 125	
209 Bi	3	2996703	0.51	2737345	109.5	29 - 125	

Tune File# 1 c:\icpchem\1\7500\h2.u
Tune File# 2 c:\icpchem\1\7500\he.u
Tune File# 3 c:\icpchem\1\7500\norm.u

ISTD Ref File : C:\ICPCHEM\1\DATA\wg250918.b\003CALB.D\003CALB.D#

3 :Element Failures 0 :Max. Number of Failures Allowed
4 :ISTD Failures 0 :Max. Number of ISTD Failures Allowed

Continuing Calibration Blank (CCB) QC Report

Data File: C:\ICPCHEM\1\DATA\wg250918.b\037_CCB.D\037_CCB.D#
Date Acquired: Sep 2 2008 07:54 pm
Operator:
Sample Name: CCB
Misc Info:
Vial Number: 1302
Current Method: C:\ICPCHEM\1\DATA\wg250918.b\6020ACZ1.M
Calibration File: C:\ICPCHEM\1\DATA\wg250918.b\6020ACZ1.C
Last Cal Update: Sep 02 2008 06:35 pm
Sample Type: CCB
Total Dil Factor: 1.00

Data Results:
Analytes: Pass
ISTD: Fail

QC Elements

Element	IS Ref	Tune	Conc.	RSD(%)	High Limit	Flag
9 Be	6	3	0.001 ppb	101.13	0.300	
11 B	6	3	0.368 ppb	20.36	1.500	
27 Al	72	3	0.172 ppb	11.39	3.000	
51 V	45	2	-0.636 ppb	4.02	0.600	
52 Cr	45	2	0.002 ppb	338.59	0.300	
55 Mn	72	3	0.016 ppb	174.45	1.500	
59 Co	72	3	-0.001 ppb	35.44	0.150	
60 Ni	45	2	-0.010 ppb	39.92	1.800	
63 Cu	45	2	0.000 ppb	954.51	1.500	
66 Zn	72	3	-0.011 ppb	123.43	6.000	
75 As	45	2	0.035 ppb	143.24	1.500	
78 Se	45	1	0.011 ppb	105.47	0.300	
98 Mo	115	3	0.001 ppb	219.31	1.500	
107 Ag	115	3	-0.005 ppb	27.75	0.150	
111 Cd	115	3	-0.001 ppb	852.54	0.300	
118 Sn	115	3	0.003 ppb	844.13	0.300	
121 Sb	115	3	0.182 ppb	8.26	1.200	
137 Ba	115	3	0.015 ppb	91.66	0.300	
205 Tl	209	3	0.001 ppb	113.16	0.300	
208 Pb	209	3	0.008 ppb	202.59	0.300	
232 Th	209	3	0.029 ppb	15.00	3.000	
238 U	209	3	0.000 ppb	137.18	0.300	

ISTD Elements

Element	Tune	CPS Mean	RSD(%)	Ref Value	Rec(%)	QC Range(%)	Flag
6 Li	3	3012336	1.75	2481034	121.4	29 - 125	
45 Sc	1	2578810	1.95	2243984	114.9	29 - 125	
45 Sc	2	294347	3.24	200544	146.8	29 - 125	IS Fai
45 Sc	3	2506047	1.64	2131967	117.5	29 - 125	
72 Ge	1	365365	2.09	334392	109.3	29 - 125	
72 Ge	2	86707	2.73	60911	142.3	29 - 125	IS Fai
72 Ge	3	295193	1.27	269231	109.6	29 - 125	
74 Ge	1	509135	2.15	464106	109.7	29 - 125	
74 Ge	2	126473	2.86	88323	143.2	29 - 125	IS Fai
74 Ge	3	406633	1.69	372859	109.1	29 - 125	
115 In	1	1717214	1.63	1492179	115.1	29 - 125	
115 In	2	463271	3.05	305234	151.8	29 - 125	IS Fai
115 In	3	1405307	2.30	1201593	117.0	29 - 125	
159 Tb	3	2223758	2.20	1964878	113.2	29 - 125	
209 Bi	3	3023161	1.58	2737345	110.4	29 - 125	

Tune File# 1 c:\icpchem\1\7500\h2.u
Tune File# 2 c:\icpchem\1\7500\he.u
Tune File# 3 c:\icpchem\1\7500\norm.u

ISTD Ref File : C:\ICPCHEM\1\DATA\wg250918.b\003CALB.D\003CALB.D#

0 :Element Failures
4 :ISTD Failures

0 :Max. Number of Failures Allowed
0 :Max. Number of ISTD Failures Allowed

Sample QC Report

Data File: C:\ICPCHEM\1\DATA\wg250918.b\038SMPL.D\038SMPL.D#
Date Acquired: Sep 2 2008 07:59 pm
Acq. Method: T36020A.M
Operator:
Sample Name: WG250513LCSS
Misc Info:
Vial Number: 2208
Current Method: C:\ICPCHEM\1\DATA\wg250918.b\6020ACZ1.M
Calibration File: C:\ICPCHEM\1\DATA\wg250918.b\6020ACZ1.C
Last Cal. Update: Sep 02 2008 06:35 pm
Sample Type: Sample
Dilution Factor: 5000.00
Autodil Factor: Undiluted
Final Dil Factor: 5000.00

Data Results:

Analytes:	**Fail**
ISTD:	**Pass**

QC Elements

Element	IS Ref	Tune	Corr Conc	Raw Conc	Units	RSD(%)	High Limit	Flag
9 Be	6	3	###########	36.090	ppb	0.71	200.00	
11 B	6	3	###########	29.650	ppb	1.31	20.00	OCAL
27 Al	72	3	###########	3124.000	ppb	0.26	1000.00	OCAL
55 Mn	72	3	###########	83.520	ppb	0.24	200.00	
59 Co	72	3	###########	25.810	ppb	0.21	200.00	
66 Zn	72	3	###########	75.740	ppb	0.26	1000.00	
98 Mo	115	3	###########	22.920	ppb	0.79	200.00	
107 Ag	115	3	36,255.000	7.251	ppb	0.75	50.00	
111 Cd	115	3	70,850.000	14.170	ppb	1.35	200.00	
118 Sn	115	3	###########	33.920	ppb	1.18	200.00	
121 Sb	115	3	97,700.000	19.540	ppb	0.55	25.00	
137 Ba	115	3	###########	113.600	ppb	1.03	500.00	
205 Tl	209	3	###########	39.610	ppb	0.57	200.00	
208 Pb	209	3	###########	45.980	ppb	0.62	500.00	
232 Th	209	3	10,295.000	2.059	ppb	0.52	200.00	
238 U	209	3	2,249.000	0.450	ppb	0.95	200.00	

ISTD Elements

Element	Tune	CPS Mean	RSD(%)	Ref Value	Rec(%)	QC Range(%)	Flag
6 Li	3	2925411	1.40	2481034	117.9	29.5 - 125	
45 Sc	3	2512044	0.19	2131967	117.8	29.5 - 125	
72 Ge	3	302729	0.37	269231	112.4	29.5 - 125	
74 Ge	3	419836	0.67	372859	112.6	29.5 - 125	
115 In	3	1361895	1.92	1201593	113.3	29.5 - 125	
159 Tb	3	2160879	1.75	1964878	110.0	29.5 - 125	
209 Bi	3	2883124	1.80	2737345	105.3	29.5 - 125	

Tune File# 1 C:\ICPCHEM\1\7500\
Tune File# 2 C:\ICPCHEM\1\7500\
Tune File# 3 C:\ICPCHEM\1\7500\norm.u

ISTD Ref File : C:\ICPCHEM\1\DATA\wg250918.b\003CALB.D\003CALB.D#

2 :Element Failures 0 :Max. Number of Failures Allowed
0 :ISTD Failures 0 :Max. Number of ISTD Failures Allowed

Sample QC Report

Data File: C:\ICPCHEM\1\DATA\wg250918.b\039SMPL.D\039SMPL.D#
Date Acquired: Sep 2 2008 08:01 pm
Acq. Method: T36020A.M
Operator:
Sample Name: WG250513LCSSD
Misc Info:
Vial Number: 2209
Current Method: C:\ICPCHEM\1\DATA\wg250918.b\6020ACZ1.M
Calibration File: C:\ICPCHEM\1\DATA\wg250918.b\6020ACZ1.C
Last Cal. Update: Sep 02 2008 06:35 pm
Sample Type: Sample
Dilution Factor: 5000.00
Autodil Factor: Undiluted
Final Dil Factor: 5000.00

Data Results:

Analytes: Fail
ISTD: Pass

QC Elements

Element	IS Ref	Tune	Corr Conc	Raw Conc	Units	RSD(%)	High Limit	Flag
9 Be	6	3	###########	35.630	ppb	1.26	200.00	
11 B	6	3	###########	28.450	ppb	0.28	20.00	OCAL
27 Al	72	3	###########	3099.000	ppb	1.07	1000.00	OCAL
55 Mn	72	3	###########	82.500	ppb	1.32	200.00	
59 Co	72	3	###########	24.830	ppb	0.32	200.00	
66 Zn	72	3	###########	74.820	ppb	1.63	1000.00	
98 Mo	115	3	###########	22.610	ppb	1.13	200.00	
107 Ag	115	3	36,040.000	7.208	ppb	0.65	50.00	
111 Cd	115	3	69,050.000	13.810	ppb	2.54	200.00	
118 Sn	115	3	###########	34.910	ppb	0.31	200.00	
121 Sb	115	3	###########	20.000	ppb	0.45	25.00	
137 Ba	115	3	###########	114.300	ppb	1.79	500.00	
205 Tl	209	3	###########	39.080	ppb	0.33	200.00	
208 Pb	209	3	###########	46.620	ppb	0.26	500.00	
232 Th	209	3	14,800.000	2.960	ppb	0.49	200.00	
238 U	209	3	2,335.000	0.467	ppb	2.14	200.00	

ISTD Elements

Element	Tune	CPS Mean	RSD(%)	Ref Value	Rec(%)	QC Range(%)	Flag
6 Li	3	2986427	0.57	2481034	120.4	29.5 - 125	
45 Sc	3	2513971	0.27	2131967	117.9	29.5 - 125	
72 Ge	3	304258	1.24	269231	113.0	29.5 - 125	
74 Ge	3	427842	0.34	372859	114.7	29.5 - 125	
115 In	3	1417830	0.44	1201593	118.0	29.5 - 125	
159 Tb	3	2262356	0.28	1964878	115.1	29.5 - 125	
209 Bi	3	3015233	0.20	2737345	110.2	29.5 - 125	

Tune File# 1 C:\ICPCHEM\1\7500\
Tune File# 2 C:\ICPCHEM\1\7500\
Tune File# 3 C:\ICPCHEM\1\7500\norm.u

ISTD Ref File : C:\ICPCHEM\1\DATA\wg250918.b\003CALB.D\003CALB.D#

2 :Element Failures
0 :ISTD Failures

0 :Max. Number of Failures Allowed
0 :Max. Number of ISTD Failures Allowed

Sample QC Report

Data File: C:\ICPCHEM\1\DATA\wg250918.b\040SMPL.D\040SMPL.D#
Date Acquired: Sep 2 2008 08:02 pm
Acq. Method: T36020A.M
Operator:
Sample Name: L71134-16
Misc Info:
Vial Number: 2210
Current Method: C:\ICPCHEM\1\DATA\wg250918.b\6020ACZ1.M
Calibration File: C:\ICPCHEM\1\DATA\wg250918.b\6020ACZ1.C
Last Cal. Update: Sep 02 2008 06:35 pm
Sample Type: Sample
Dilution Factor: 2020.00
Autodil Factor: Undiluted
Final Dil Factor: 2020.00

Data Results:

Analytes: Fail
ISTD: Pass

QC Elements

Element	IS Ref	Tune	Corr Conc	Raw Conc	Units	RSD(%)	High Limit	Flag
9 Be	6	3	572.670	0.284	ppb	4.71	200.00	
11 B	6	3	10,398.960	5.148	ppb	1.98	20.00	
27 Al	72	3	###########	7490.000	ppb	2.28	1000.00	OCAL
55 Mn	72	3	###########	617.700	ppb	2.43	200.00	OCAL
59 Co	72	3	41,692.800	20.640	ppb	2.47	200.00	
66 Zn	72	3	###########	845.600	ppb	1.39	1000.00	
98 Mo	115	3	###########	3999.000	ppb	2.62	200.00	OCAL
107 Ag	115	3	10,174.740	5.037	ppb	3.14	50.00	
111 Cd	115	3	7,770.940	3.847	ppb	7.87	200.00	
118 Sn	115	3	###########	52.930	ppb	1.71	200.00	
121 Sb	115	3	14,420.780	7.139	ppb	2.10	25.00	
137 Ba	115	3	###########	79.920	ppb	1.87	500.00	
205 Tl	209	3	339.764	0.168	ppb	8.71	200.00	
208 Pb	209	3	###########	494.400	ppb	1.65	500.00	
232 Th	209	3	15,186.360	7.518	ppb	1.82	200.00	
238 U	209	3	6,480.160	3.208	ppb	1.55	200.00	

ISTD Elements

Element	Tune	CPS Mean	RSD(%)	Ref Value	Rec(%)	QC Range(%)	Flag
6 Li	3	2889388	1.05	2481034	116.5	29.5 - 125	
45 Sc	3	2406721	1.15	2131967	112.9	29.5 - 125	
72 Ge	3	286239	1.23	269231	106.3	29.5 - 125	
74 Ge	3	389933	1.08	372859	104.6	29.5 - 125	
115 In	3	1336707	0.91	1201593	111.2	29.5 - 125	
159 Tb	3	2154722	0.62	1964878	109.7	29.5 - 125	
209 Bi	3	2813593	1.03	2737345	102.8	29.5 - 125	

Tune File# 1 C:\ICPCHEM\1\7500\
Tune File# 2 C:\ICPCHEM\1\7500\
Tune File# 3 C:\ICPCHEM\1\7500\norm.u

ISTD Ref File : C:\ICPCHEM\1\DATA\wg250918.b\003CALB.D\003CALB.D#

3 :Element Failures 0 :Max. Number of Failures Allowed
0 :ISTD Failures 0 :Max. Number of ISTD Failures Allowed

Sample QC Report

Data File: C:\ICPCHEM\1\DATA\wg250918.b\041SMPL.D\041SMPL.D#
Date Acquired: Sep 2 2008 08:04 pm
Acq. Method: T36020A.M
Operator:
Sample Name: L71134-16SDL
Misc Info:
Vial Number: 2211
Current Method: C:\ICPCHEM\1\DATA\wg250918.b\6020ACZ1.M
Calibration File: C:\ICPCHEM\1\DATA\wg250918.b\6020ACZ1.C
Last Cal. Update: Sep 02 2008 06:35 pm
Sample Type: Sample
Dilution Factor: 2020.00
Autodil Factor: Undiluted
Final Dil Factor: 2020.00

Data Results:

Analytes: Fail
ISTD: Pass

QC Elements

Element	IS Ref	Tune	Corr Conc	Raw Conc	Units	RSD(%)	High Limit	Flag
9 Be	6	3	119.402	0.059	ppb	6.94	200.00	
11 B	6	3	2,480.560	1.228	ppb	1.97	20.00	
27 Al	72	3	###########	1277.000	ppb	0.78	1000.00	OCAL
55 Mn	72	3	###########	98.290	ppb	0.59	200.00	
59 Co	72	3	7,284.120	3.606	ppb	1.37	200.00	
66 Zn	72	3	###########	154.600	ppb	1.55	1000.00	
98 Mo	115	3	###########	655.000	ppb	0.95	200.00	OCAL
107 Ag	115	3	1,830.322	0.906	ppb	2.18	50.00	
111 Cd	115	3	1,599.234	0.792	ppb	9.69	200.00	
118 Sn	115	3	18,773.880	9.294	ppb	0.78	200.00	
121 Sb	115	3	2,547.220	1.261	ppb	2.22	25.00	
137 Ba	115	3	28,118.400	13.920	ppb	1.18	500.00	
205 Tl	209	3	58.297	0.029	ppb	9.76	200.00	
208 Pb	209	3	###########	82.740	ppb	0.58	500.00	
232 Th	209	3	2,559.340	1.267	ppb	1.19	200.00	
238 U	209	3	1,119.484	0.554	ppb	3.31	200.00	

ISTD Elements

Element	Tune	CPS Mean	RSD(%)	Ref Value	Rec(%)	QC Range(%)	Flag
6 Li	3	2904473	0.59	2481034	117.1	29.5 - 125	
45 Sc	3	2455365	0.85	2131967	115.2	29.5 - 125	
72 Ge	3	303227	1.58	269231	112.6	29.5 - 125	
74 Ge	3	414772	0.61	372859	111.2	29.5 - 125	
115 In	3	1417187	1.28	1201593	117.9	29.5 - 125	
159 Tb	3	2230891	0.60	1964878	113.5	29.5 - 125	
209 Bi	3	3013175	0.62	2737345	110.1	29.5 - 125	

Tune File# 1 C:\ICPCHEM\1\7500\
Tune File# 2 C:\ICPCHEM\1\7500\
Tune File# 3 C:\ICPCHEM\1\7500\norm.u

ISTD Ref File : C:\ICPCHEM\1\DATA\wg250918.b\003CALB.D\003CALB.D#

2 :Element Failures 0 :Max. Number of Failures Allowed
0 :ISTD Failures 0 :Max. Number of ISTD Failures Allowed

Sample QC Report

Data File: C:\ICPCHEM\1\DATA\wg250918.b\042SMPL.D\042SMPL.D#
Date Acquired: Sep 2 2008 08:06 pm
Acq. Method: T36020A.M
Operator:
Sample Name: L71134-17
Misc Info:
Vial Number: 2212
Current Method: C:\ICPCHEM\1\DATA\wg250918.b\6020ACZ1.M
Calibration File: C:\ICPCHEM\1\DATA\wg250918.b\6020ACZ1.C
Last Cal. Update: Sep 02 2008 06:35 pm
Sample Type: Sample
Dilution Factor: 1010.00
Autodil Factor: Undiluted
Final Dil Factor: 1010.00

Data Results:

Analytes: Fail
ISTD: Pass

QC Elements

Element	IS Ref	Tune	Corr Conc	Raw Conc	Units	RSD(%)	High Limit	Flag
9 Be	6	3	1,760.430	1.743	ppb	2.90	200.00	
11 B	6	3	5,604.490	5.549	ppb	0.71	20.00	
27 Al	72	3	###########	11500.000	ppb	1.18	1000.00	OCAL
55 Mn	72	3	###########	808.000	ppb	1.11	200.00	OCAL
59 Co	72	3	20,987.800	20.780	ppb	0.28	200.00	
66 Zn	72	3	###########	738.200	ppb	0.61	1000.00	
98 Mo	115	3	###########	2491.000	ppb	0.73	200.00	OCAL
107 Ag	115	3	2,633.070	2.607	ppb	0.29	50.00	
111 Cd	115	3	6,622.570	6.557	ppb	3.64	200.00	
118 Sn	115	3	71,417.100	70.710	ppb	1.05	200.00	
121 Sb	115	3	1,927.080	1.908	ppb	4.21	25.00	
137 Ba	115	3	77,386.200	76.620	ppb	0.53	500.00	
205 Tl	209	3	217.756	0.216	ppb	4.42	200.00	
208 Pb	209	3	###########	299.900	ppb	0.46	500.00	
232 Th	209	3	11,453.400	11.340	ppb	0.48	200.00	
238 U	209	3	8,384.010	8.301	ppb	1.08	200.00	

ISTD Elements

Element	Tune	CPS Mean	RSD(%)	Ref Value	Rec(%)	QC Range(%)	Flag
6 Li	3	2952858	0.97	2481034	119.0	29.5 - 125	
45 Sc	3	2419094	0.50	2131967	113.5	29.5 - 125	
72 Ge	3	285406	1.52	269231	106.0	29.5 - 125	
74 Ge	3	389444	0.84	372859	104.4	29.5 - 125	
115 In	3	1334093	0.66	1201593	111.0	29.5 - 125	
159 Tb	3	2166913	0.54	1964878	110.3	29.5 - 125	
209 Bi	3	2772937	0.57	2737345	101.3	29.5 - 125	

Tune File# 1 C:\ICPCHEM\1\7500\
Tune File# 2 C:\ICPCHEM\1\7500\
Tune File# 3 C:\ICPCHEM\1\7500\norm.u

ISTD Ref File : C:\ICPCHEM\1\DATA\wg250918.b\003CALB.D\003CALB.D#

3 :Element Failures
0 :ISTD Failures

0 :Max. Number of Failures Allowed
0 :Max. Number of ISTD Failures Allowed

Sample QC Report

Data File: C:\ICPCHEM\1\DATA\wg250918.b\043SMPL.D\043SMPL.D#
Date Acquired: Sep 2 2008 08:08 pm
Acq. Method: T36020A.M
Operator:
Sample Name: L71134-17MS
Misc Info:
Vial Number: 2301
Current Method: C:\ICPCHEM\1\DATA\wg250918.b\6020ACZ1.M
Calibration File: C:\ICPCHEM\1\DATA\wg250918.b\6020ACZ1.C
Last Cal. Update: Sep 02 2008 06:35 pm
Sample Type: Sample
Dilution Factor: 1010.00
Autodil Factor: Undiluted
Final Dil Factor: 1010.00

Data Results:

Analytes: Fail
ISTD: Pass

QC Elements

Element	IS Ref	Tune	Corr Conc	Raw Conc	Units	RSD(%)	High Limit	Flag
9 Be	6	3	29,300.100	29.010	ppb	0.61	200.00	
11 B	6	3	12,705.800	12.580	ppb	1.04	20.00	
27 Al	72	3	###########	12610.000	ppb	2.44	1000.00	OCAL
55 Mn	72	3	###########	1051.000	ppb	2.05	200.00	OCAL
59 Co	72	3	54,802.600	54.260	ppb	2.65	200.00	
66 Zn	72	3	###########	1027.000	ppb	2.01	1000.00	OCAL
98 Mo	115	3	###########	2692.000	ppb	0.96	200.00	OCAL
107 Ag	115	3	7,160.900	7.090	ppb	0.38	50.00	
111 Cd	115	3	32,582.600	32.260	ppb	1.76	200.00	
118 Sn	115	3	###########	114.000	ppb	0.47	200.00	
121 Sb	115	3	4,522.780	4.478	ppb	0.72	25.00	
137 Ba	115	3	###########	180.000	ppb	0.79	500.00	
205 Tl	209	3	28,340.600	28.060	ppb	0.54	200.00	
208 Pb	209	3	###########	411.000	ppb	0.17	500.00	
232 Th	209	3	25,563.100	25.310	ppb	0.36	200.00	
238 U	209	3	25,371.200	25.120	ppb	0.29	200.00	

ISTD Elements

Element	Tune	CPS Mean	RSD(%)	Ref Value	Rec(%)	QC Range(%)	Flag
6 Li	3	2818910	1.54	2481034	113.6	29.5 - 125	
45 Sc	3	2289064	1.26	2131967	107.4	29.5 - 125	
72 Ge	3	273872	3.04	269231	101.7	29.5 - 125	
74 Ge	3	362707	1.67	372859	97.3	29.5 - 125	
115 In	3	1277748	1.22	1201593	106.3	29.5 - 125	
159 Tb	3	2078619	0.72	1964878	105.8	29.5 - 125	
209 Bi	3	2656007	0.48	2737345	97.0	29.5 - 125	

Tune File# 1 C:\ICPCHEM\1\7500\
Tune File# 2 C:\ICPCHEM\1\7500\
Tune File# 3 C:\ICPCHEM\1\7500\norm.u

ISTD Ref File : C:\ICPCHEM\1\DATA\wg250918.b\003CALB.D\003CALB.D#

4 :Element Failures
0 :ISTD Failures
0 :Max. Number of Failures Allowed
0 :Max. Number of ISTD Failures Allowed

Sample QC Report

Data File: C:\ICPCHEM\1\DATA\wg250918.b\044SMPL.D\044SMPL.D#
Date Acquired: Sep 2 2008 08:10 pm
Acq. Method: T36020A.M
Operator:
Sample Name: L71134-17MSD
Misc Info:
Vial Number: 2302
Current Method: C:\ICPCHEM\1\DATA\wg250918.b\6020ACZ1.M
Calibration File: C:\ICPCHEM\1\DATA\wg250918.b\6020ACZ1.C
Last Cal. Update: Sep 02 2008 06:35 pm
Sample Type: Sample
Dilution Factor: 1010.00
Autodil Factor: Undiluted
Final Dil Factor: 1010.00

Data Results:

Analytes: Fail
ISTD: Pass

QC Elements

Element	IS Ref	Tune	Corr Conc	Raw Conc	Units	RSD(%)	High Limit	Flag
9 Be	6	3	29,572.800	29.280	ppb	0.38	200.00	
11 B	6	3	11,332.200	11.220	ppb	0.62	20.00	
27 Al	72	3	###########	12550.000	ppb	0.58	1000.00	OCAL
55 Mn	72	3	###########	932.900	ppb	0.58	200.00	OCAL
59 Co	72	3	51,924.100	51.410	ppb	1.04	200.00	
66 Zn	72	3	###########	886.400	ppb	0.82	1000.00	
98 Mo	115	3	###########	2813.000	ppb	1.39	200.00	OCAL
107 Ag	115	3	6,873.050	6.805	ppb	0.60	50.00	
111 Cd	115	3	32,057.400	31.740	ppb	1.46	200.00	
118 Sn	115	3	###########	144.100	ppb	1.59	200.00	
121 Sb	115	3	4,752.050	4.705	ppb	1.43	25.00	
137 Ba	115	3	###########	117.000	ppb	1.94	500.00	
205 Tl	209	3	27,946.700	27.670	ppb	0.35	200.00	
208 Pb	209	3	###########	435.400	ppb	0.84	500.00	
232 Th	209	3	24,785.400	24.540	ppb	0.64	200.00	
238 U	209	3	24,482.400	24.240	ppb	0.75	200.00	

ISTD Elements

Element	Tune	CPS Mean	RSD(%)	Ref Value	Rec(%)	QC Range(%)	Flag
6 Li	3	2779083	0.52	2481034	112.0	29.5 - 125	
45 Sc	3	2267068	0.81	2131967	106.3	29.5 - 125	
72 Ge	3	268494	0.73	269231	99.7	29.5 - 125	
74 Ge	3	357427	1.76	372859	95.9	29.5 - 125	
115 In	3	1266840	0.87	1201593	105.4	29.5 - 125	
159 Tb	3	2053703	0.98	1964878	104.5	29.5 - 125	
209 Bi	3	2664444	0.92	2737345	97.3	29.5 - 125	

Tune File# 1 C:\ICPCHEM\1\7500\
Tune File# 2 C:\ICPCHEM\1\7500\
Tune File# 3 C:\ICPCHEM\1\7500\norm.u

ISTD Ref File : C:\ICPCHEM\1\DATA\wg250918.b\003CALB.D\003CALB.D#

3 :Element Failures
0 :ISTD Failures

0 :Max. Number of Failures Allowed
0 :Max. Number of ISTD Failures Allowed

Continuing Calibration Verification (CCV) QC Report

Data File: C:\ICPCHEM\1\DATA\wg250918.b\048_CCV.D\048_CCV.D#
Date Acquired: Sep 2 2008 08:17 pm
Operator:
Sample Name: CCV
Misc Info:
Vial Number: 1307
Current Method: C:\ICPCHEM\1\DATA\wg250918.b\6020ACZ1.M
Calibration File: C:\ICPCHEM\1\DATA\wg250918.b\6020ACZ1.C
Last Cal Update: Sep 02 2008 06:35 pm
Sample Type: CCV
Total Dil Factor: 1.00

Data Results:
Analytes: Fail
ISTD: Fail

QC Elements

Element	IS Ref	Tune	Conc. ppb	RSD(%)	Expected	Rec(%)	QC Range(%)	Flag
9 Be	6	3	53.060	0.60	50.00	106.1	89 - 110	
11 B	6	3	24.280	0.74	20.00	121.4	89 - 110	Fail
27 Al	72	3	108.800	0.63	100.00	108.8	89 - 110	
51 V	45	2	49.140	1.74	50.00	98.3	89 - 110	
52 Cr	45	2	51.520	1.36	50.00	103.0	89 - 110	
55 Mn	72	3	54.870	1.01	50.00	109.7	89 - 110	
59 Co	72	3	52.810	1.30	50.00	105.6	89 - 110	
60 Ni	45	2	51.220	1.24	50.00	102.4	89 - 110	
63 Cu	45	2	51.180	1.46	50.00	102.4	89 - 110	
66 Zn	72	3	51.470	2.00	50.00	102.9	89 - 110	
75 As	45	2	47.540	1.51	50.00	95.1	89 - 110	
78 Se	45	1	49.930	2.70	50.00	99.9	89 - 110	
98 Mo	115	3	18.500	1.49	20.00	92.5	89 - 110	
107 Ag	115	3	18.740	0.70	20.00	93.7	89 - 110	
111 Cd	115	3	47.910	0.53	50.00	95.8	89 - 110	
118 Sn	115	3	48.570	1.23	50.00	97.1	89 - 110	
121 Sb	115	3	18.630	0.48	20.00	93.2	89 - 110	
137 Ba	115	3	49.440	0.15	50.00	98.9	89 - 110	
205 Tl	209	3	54.930	0.88	50.00	109.9	89 - 110	
208 Pb	209	3	50.250	0.71	50.00	100.5	89 - 110	
232 Th	209	3	48.960	0.87	50.00	97.9	89 - 110	
238 U	209	3	49.320	0.59	50.00	98.6	89 - 110	

ISTD Elements

Element	Tune	CPS Mean	RSD(%)	Ref Value	Rec(%)	QC Range(%)	Flag
6 Li	3	3046862	0.55	2481034	122.8	29 - 125	
45 Sc	1	2903610	3.85	2243984	129.4	29 - 125	IS Fail
45 Sc	2	311780	0.62	200544	155.5	29 - 125	IS Fail
45 Sc	3	2465305	0.55	2131967	115.6	29 - 125	
72 Ge	1	415445	3.73	334392	124.2	29 - 125	
72 Ge	2	91155	0.32	60911	149.7	29 - 125	IS Fail
72 Ge	3	289693	0.69	269231	107.6	29 - 125	
74 Ge	1	580013	3.78	464106	125.0	29 - 125	
74 Ge	2	132986	0.29	88323	150.6	29 - 125	IS Fail
74 Ge	3	399333	0.37	372859	107.1	29 - 125	
115 In	1	1940143	3.20	1492179	130.0	29 - 125	IS Fail
115 In	2	492155	0.14	305234	161.2	29 - 125	IS Fail
115 In	3	1429971	0.20	1201593	119.0	29 - 125	
159 Tb	3	2269239	0.54	1964878	115.5	29 - 125	
209 Bi	3	3100856	0.87	2737345	113.3	29 - 125	

Tune File# 1 c:\icpchem\1\7500\h2.u
Tune File# 2 c:\icpchem\1\7500\he.u
Tune File# 3 c:\icpchem\1\7500\norm.u

ISTD Ref File : C:\ICPCHEM\1\DATA\wg250918.b\003CALB.D\003CALB.D#

2 :Element Failures 0 :Max. Number of Failures Allowed
6 :ISTD Failures 0 :Max. Number of ISTD Failures Allowed

Continuing Calibration Blank (CCB) QC Report

Data File: C:\ICPCHEM\1\DATA\wg250918.b\049_CCB.D\049_CCB.D#
Date Acquired: Sep 2 2008 08:22 pm
Operator:
Sample Name: CCB
Misc Info:
Vial Number: 1302
Current Method: C:\ICPCHEM\1\DATA\wg250918.b\6020ACZ1.M
Calibration File: C:\ICPCHEM\1\DATA\wg250918.b\6020ACZ1.C
Last Cal Update: Sep 02 2008 06:35 pm
Sample Type: CCB
Total Dil Factor: 1.00

Data Results:
Analytes: Pass
ISTD: Fail

QC Elements

Element	IS Ref	Tune	Conc.	RSD(%)	High Limit	Flag
9 Be	6	3	0.003 ppb	21.39	0.300	
11 B	6	3	0.512 ppb	9.54	1.500	
27 Al	72	3	0.168 ppb	4.48	3.000	
51 V	45	2	-1.095 ppb	2.06	0.600	
52 Cr	45	2	-0.052 ppb	9.15	0.300	
55 Mn	72	3	-0.031 ppb	33.11	1.500	
59 Co	72	3	0.000 ppb	1010.10	0.150	
60 Ni	45	2	-0.009 ppb	68.53	1.800	
63 Cu	45	2	0.018 ppb	43.57	1.500	
66 Zn	72	3	0.013 ppb	257.71	6.000	
75 As	45	2	0.036 ppb	109.70	1.500	
78 Se	45	1	0.021 ppb	59.74	0.300	
98 Mo	115	3	0.001 ppb	274.99	1.500	
107 Ag	115	3	-0.002 ppb	185.26	0.150	
111 Cd	115	3	0.005 ppb	173.74	0.300	
118 Sn	115	3	0.022 ppb	35.83	0.300	
121 Sb	115	3	0.201 ppb	11.05	1.200	
137 Ba	115	3	0.018 ppb	23.02	0.300	
205 Tl	209	3	0.002 ppb	90.72	0.300	
208 Pb	209	3	0.002 ppb	115.61	0.300	
232 Th	209	3	0.027 ppb	6.24	3.000	
238 U	209	3	0.001 ppb	133.49	0.300	

ISTD Elements

Element	Tune	CPS Mean	RSD(%)	Ref Value	Rec(%)	QC Range(%)	Flag
6 Li	3	2969956	0.43	2481034	119.7	29 - 125	
45 Sc	1	2586549	1.47	2243984	115.3	29 - 125	
45 Sc	2	293497	5.47	200544	146.4	29 - 125	IS Fai
45 Sc	3	2470688	0.86	2131967	115.9	29 - 125	
72 Ge	1	375911	1.66	334392	112.4	29 - 125	
72 Ge	2	86116	4.68	60911	141.4	29 - 125	IS Fai
72 Ge	3	289274	0.85	269231	107.4	29 - 125	
74 Ge	1	525841	1.54	464106	113.3	29 - 125	
74 Ge	2	126064	4.61	88323	142.7	29 - 125	IS Fai
74 Ge	3	399456	0.89	372859	107.1	29 - 125	
115 In	1	1784621	1.59	1492179	119.6	29 - 125	
115 In	2	464231	5.24	305234	152.1	29 - 125	IS Fai
115 In	3	1398362	0.64	1201593	116.4	29 - 125	
159 Tb	3	2213439	0.48	1964878	112.7	29 - 125	
209 Bi	3	3053753	0.89	2737345	111.6	29 - 125	

Tune File# 1 c:\icpchem\1\7500\h2.u
Tune File# 2 c:\icpchem\1\7500\he.u
Tune File# 3 c:\icpchem\1\7500\norm.u

ISTD Ref File : C:\ICPCHEM\1\DATA\wg250918.b\003CALB.D\003CALB.D#

0 :Element Failures
4 :ISTD Failures

0 :Max. Number of Failures Allowed
0 :Max. Number of ISTD Failures Allowed

6020 QC Tune Report

Data File: C:\ICPCHEM\1\DATA\080830at.b\001TUNE.D
Date Acquired: Aug 30 2008 10:47 am
Acq. Method: TN6020.M
Operator: SCP
Sample Name: 6020 Tune
Misc Info:
Vial Number: 1201
Current Method: C:\ICPCHEM\1\METHODS\TN6020.M

RSD (%)

Element	Actual	Required	Flag
7 Li	1.18	5.00	
59 Co	1.19	5.00	
115 In	0.93	5.00	
205 Tl	0.90	5.00	

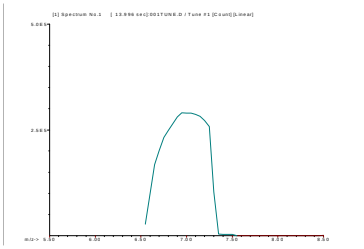

7 Li
Mass Calib.
Actual: 7.05
Required: 6.90 - 7.10
Flag:
Peak Width
Actual: 0.70
Required: 0.90
Flag:

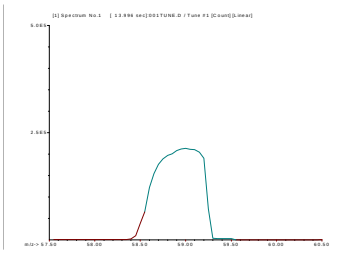

59 Co
Mass Calib.
Actual: 59.00
Required: 58.90 - 59.10
Flag:
Peak Width
Actual: 0.70
Required: 0.90
Flag:

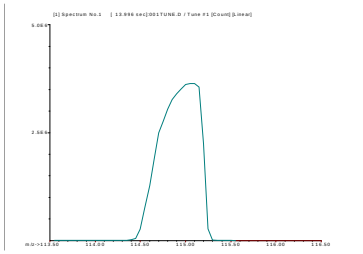

115 In
Mass Calib.
Actual: 115.05
Required: 114.90 - 115.10
Flag:
Peak Width
Actual: 0.65
Required: 0.90
Flag:

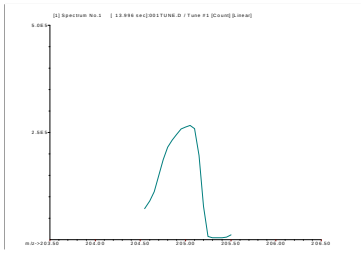

205 Tl
Mass Calib.
Actual: 205.00
Required: 204.90 - 205.10
Flag:
Peak Width
Actual: 0.65
Required: 0.90
Flag:

Calibration Coefficients

Sample Name: **ICV**
Date Acquired: **Aug 30 2008 11:40 am**
Acq. Method: **6020ACZ1.M**
Current Method Pa**\ICPCHEM\1\DATA\wg250918.b**
Calibration Path**\ICPCHEM\1\DATA\wg250918.b**

Element Name	Mass	Calibration Corr Coef	Tune Step	IS Ref
Be	9	0.9998	3	6
B	11	0.9999	3	6
Al	27	1.0000	3	72
	51	0.0000	3	0
	52	0.0000	3	0
Mn	55	1.0000	3	72
Co	59	1.0000	3	72
	60	0.0000	3	0
	65	0.0000	3	0
Zn	66	1.0000	3	72
	75	0.0000	3	0
Se	78	0.9998	1	45
Mo	98	1.0000	3	115
Ag	107	0.9995	3	115
Cd	111	1.0000	3	115
Sn	118	1.0000	3	115
Sb	121	0.9993	3	115
	125	0.0000	3	0
Ba	137	1.0000	3	115
Tl	205	1.0000	3	209
Pb	208	1.0000	3	209
Th	232	1.0000	3	209
U	238	1.0000	3	209

Sample QC Report

Data File: C:\ICPCHEM\1\DATA\wg250918.b\001SMPL.D\001SMPL.D#
Date Acquired: Aug 30 2008 10:57 am
Acq. Method: 6020ACZ1.M
Operator:
Sample Name: wash
Misc Info:
Vial Number: 1101
Current Method: C:\ICPCHEM\1\DATA\wg250918.b\6020ACZ1.M
Calibration File: C:\ICPCHEM\1\DATA\wg250918.b\6020ACZ1.C
Last Cal. Update: Aug 30 2008 11:37 am
Sample Type: Sample
Dilution Factor: 1.00
Autodil Factor: Undiluted
Final Dil Factor: 1.00

Data Results:
Analytes: Pass
ISTD: Pass

QC Elements

Element	IS Ref	Tune	Corr Conc	Raw Conc	Units	RSD(%)	High Limit	Flag
9 Be	6	3	-0.013	-0.013	ppb	16.55	200.00	
11 B	6	3	-0.091	-0.091	ppb	30.20	20.00	
27 Al	72	3	-0.066	-0.066	ppb	39.01	1000.00	
51 V	45	2	-0.045	-0.045	ppb	2.45	200.00	
52 Cr	45	2	0.447	0.447	ppb	7.90	200.00	
55 Mn	72	3	-0.014	-0.014	ppb	11.58	200.00	
59 Co	72	3	-0.012	-0.012	ppb	14.67	200.00	
60 Ni	45	2	-0.048	-0.048	ppb	6.61	500.00	
63 Cu	45	2	-0.122	-0.122	ppb	14.50	500.00	
66 Zn	72	3	-0.446	-0.446	ppb	3.00	1000.00	
75 As	45	2	-0.032	-0.032	ppb	53.71	500.00	
78 Se	45	1	-0.041	-0.041	ppb	14.83	500.00	
98 Mo	115	3	-0.012	-0.012	ppb	8.58	200.00	
107 Ag	115	3	-0.004	-0.004	ppb	11.25	50.00	
111 Cd	115	3	-0.016	-0.016	ppb	15.61	200.00	
118 Sn	115	3	-0.033	-0.033	ppb	27.65	200.00	
121 Sb	115	3	-0.004	-0.004	ppb	27.30	25.00	
137 Ba	115	3	-0.032	-0.032	ppb	19.33	500.00	
205 Tl	209	3	0.012	0.012	ppb	6.68	200.00	
208 Pb	209	3	0.044	0.044	ppb	24.24	500.00	
232 Th	209	3	-0.011	-0.011	ppb	10.54	200.00	
238 U	209	3	-0.017	-0.017	ppb	2.76	200.00	

ISTD Elements

Element	Tune	CPS Mean	RSD(%)	Ref Value	Rec(%)	QC Range(%)	Flag
6 Li	3	6769712	0.30	6642480	101.9	30 - 125	
45 Sc	1	4825629	6.13	5092671	94.8	30 - 125	
45 Sc	2	937625	2.55	1025076	91.5	30 - 125	
45 Sc	3	10916951	0.61	10132127	107.7	30 - 125	
72 Ge	1	1178798	4.87	1247672	94.5	30 - 125	
72 Ge	2	429489	0.28	457859	93.8	30 - 125	
72 Ge	3	2028617	0.31	1938342	104.7	30 - 125	
74 Ge	1	1652600	5.14	1739818	95.0	30 - 125	
74 Ge	2	634306	0.05	676391	93.8	30 - 125	
74 Ge	3	2774561	0.78	2651323	104.6	30 - 125	
115 In	1	4941005	4.39	5135516	96.2	30 - 125	
115 In	2	2203781	1.07	2304636	95.6	30 - 125	
115 In	3	7099142	0.62	6757093	105.1	30 - 125	
159 Tb	3	10760574	0.05	10211683	105.4	30 - 125	
209 Bi	3	13376988	0.25	12646501	105.8	30 - 125	

Tune File# 1 c:\icpchem\1\7500\h2.u
Tune File# 2 c:\icpchem\1\7500\he.u
Tune File# 3 c:\icpchem\1\7500\norm.u

ISTD Ref File : C:\ICPCHEM\1\DATA\wg250918.b\003CALB.D\003CALB.D#

0 :Element Failures 0 :Max. Number of Failures Allowed
0 :ISTD Failures 0 :Max. Number of ISTD Failures Allowed

Calibration Blank QC Report

Data File: C:\ICPCHEM\1\DATA\wg250918.b\002CAL
Date Acquired: Aug 30 2008 11:03 am
Operator:
Sample Name: Calblk
Misc Info:
Vial Number: 1101
Current Method: C:\ICPCHEM\1\DATA\wg250918.b\6020AC
Calibration File: C:\ICPCHEM\1\DATA\wg250918.b\6020AC
Last Cal Update: Aug 30 2008 11:37 am
Sample Type: CalBlk
Total Dil Factor: 1.00

QC&ISTD Elements

Element		CPS Mean		SD	RSD(%)
6	Li	6642655.00	A	881.80	0.01
7	(Li)		P		
9	Be	143.34	P	18.56	12.95
11	B	10905.21	P	199.00	1.82
27	Al	35268.09	P	482.10	1.37
45	Sc	4960148.00	A	131100.00	2.64
45	Sc	995089.63	A	18760.00	1.89
45	Sc	10293510.00	A	24900.00	0.24
51	V	3418.63	P	66.28	1.94
52	Cr	3239.69	P	46.38	1.43
55	Mn	6040.28	P	102.20	1.69
59	Co	970.06	P	29.06	3.00
60	Ni	119.78	P	16.06	13.41
63	Cu	5142.89	P	150.20	2.92
66	Zn	1900.51	P	113.40	5.97
72	Ge	1211754.00	A	14360.00	1.19
72	Ge	448864.19	P	7199.00	1.60
72	Ge	1963586.00	A	11500.00	0.59
74	Ge	1689760.00	A	22740.00	1.35
74	Ge	662495.19	P	12590.00	1.90
74	Ge	2678535.00	A	18020.00	0.67
75	As	113.11	P	12.51	11.06
78	Se	19.63	P	0.84	4.29
98	Mo	133.34	P	20.28	15.21
107	Ag	97.78	P	6.94	7.10
111	Cd	33.76	P	2.93	8.69
115	In	5006528.00	A	110200.00	2.20
115	In	2261455.00	A	49170.00	2.17
115	In	6826851.00	A	60370.00	0.88
118	Sn	1377.89	P	35.65	2.59
121	Sb	146.67	P	20.58	14.03
137	Ba	256.68	P	40.42	15.75
159	Tb	10193010.00	A	40000.00	0.39
205	Tl	5163.37	P	32.05	0.62
208	Pb	18616.69	P	697.50	3.75
209	Bi	12640420.00	A	28140.00	0.22
232	Th	1456.02	P	15.17	1.04
238	U	355.58	P	30.25	8.51

Calibration Blank QC Report

Data File: C:\ICPCHEM\1\DATA\wg250918.b\003CAL
Date Acquired: Aug 30 2008 11:09 am
Operator:
Sample Name: Calblk
Misc Info:
Vial Number: 1102
Current Method: C:\ICPCHEM\1\DATA\wg250918.b\6020AC
Calibration File: C:\ICPCHEM\1\DATA\wg250918.b\6020AC
Last Cal Update: Aug 30 2008 11:37 am
Sample Type: CalBlk
Total Dil Factor: 1.00

QC&ISTD Elements

Element		CPS Mean		SD	RSD(%)
6	Li	6642480.00	A	14510.00	0.22
7	(Li)		P		
9	Be	234.46	P	23.41	9.98
11	B	11692.44	P	277.10	2.37
27	Al	37499.85	P	607.00	1.62
45	Sc	5092671.00	A	261700.00	5.14
45	Sc	1025076.00	A	14410.00	1.41
45	Sc	10132130.00	A	16880.00	0.17
51	V	3635.35	P	59.73	1.64
52	Cr	2556.45	P	31.74	1.24
55	Mn	6587.20	P	71.73	1.09
59	Co	1333.44	P	66.93	5.02
60	Ni	291.12	P	24.82	8.53
63	Cu	6655.25	P	161.70	2.43
66	Zn	3499.33	P	94.64	2.70
72	Ge	1247672.00	A	44440.00	3.56
72	Ge	457858.81	P	749.10	0.16
72	Ge	1938342.00	A	6710.00	0.35
74	Ge	1739817.00	A	65540.00	3.77
74	Ge	676391.13	P	490.00	0.07
74	Ge	2651323.00	A	10530.00	0.40
75	As	148.00	P	5.70	3.85
78	Se	44.00	P	2.91	6.62
98	Mo	290.01	P	32.15	11.09
107	Ag	172.23	P	55.01	31.94
111	Cd	113.07	P	23.03	20.37
115	In	5135515.00	A	257800.00	5.02
115	In	2304636.00	A	31670.00	1.37
115	In	6757093.00	A	14500.00	0.21
118	Sn	1734.61	P	30.25	1.74
121	Sb	209.26	P	15.41	7.36
137	Ba	481.14	P	38.64	8.03
159	Tb	10211680.00	A	83820.00	0.82
205	Tl	5266.73	P	196.20	3.73
208	Pb	19048.06	P	357.80	1.88
209	Bi	12646500.00	A	61950.00	0.49
232	Th	2422.84	P	76.30	3.15
238	U	1414.57	P	16.44	1.16

Calibration Standard QC Report

Data File: C:\ICPCHEM\1\DATA\wg250918.b\004CALS.D\004CALS.D#
Date Acquired: Aug 30 2008 11:16 am
Operator:
Sample Name: PQV Std
Misc Info:
Vial Number: 1103
Current Method: C:\ICPCHEM\1\DATA\wg250918.b\6020ACZ1.M
Calibration File: C:\ICPCHEM\1\DATA\wg250918.b\6020ACZ1.C
Last Cal Update: Aug 30 2008 11:37 am
Sample Type: CalStd
Total Dil Factor: 1.00

QC&ISTD Elements

Element	CPS Mean		SD	RSD(%)
6 Li	6597798.00	A	47430.00	0.72
7 (Li)		P		
9 Be	3897.27	P	71.74	1.84
11 B	16613.63	P	345.50	2.08
27 Al	168094.59	P	1366.00	0.81
45 Sc	5098207.00	A	30400.00	0.60
45 Sc	1019476.00	A	12340.00	1.21
45 Sc	9790391.00	A	42610.00	0.44
51 V	10874.11	P	94.25	0.87
52 Cr	6096.57	P	1.34	0.02
55 Mn	105395.50	P	510.00	0.48
59 Co	9692.27	P	130.40	1.35
60 Ni	11526.59	P	78.42	0.68
63 Cu	30018.20	P	115.30	0.38
66 Zn	39625.91	P	166.80	0.42
72 Ge	1241843.00	A	13110.00	1.06
72 Ge	456647.50	P	1555.00	0.34
72 Ge	1880824.00	A	10250.00	0.54
74 Ge	1737470.00	A	10520.00	0.61
74 Ge	673610.13	P	189.40	0.03
74 Ge	2589811.00	A	11470.00	0.44
75 As	1050.93	P	26.80	2.55
78 Se	146.96	P	6.05	4.12
98 Mo	30549.72	P	736.40	2.41
107 Ag	2106.90	P	86.23	4.09
111 Cd	2304.53	P	24.46	1.06
115 In	5149281.00	A	5670.00	0.11
115 In	2284115.00	A	23590.00	1.03
115 In	6556289.00	A	3162.00	0.05
118 Sn	7942.44	P	153.10	1.93
121 Sb	14599.57	P	155.30	1.06
137 Ba	3691.70	P	180.60	4.89
159 Tb	9972463.00	A	58040.00	0.58
205 Tl	27099.36	P	192.80	0.71
208 Pb	49522.92	P	130.90	0.26
209 Bi	12435570.00	A	44840.00	0.36
232 Th	314428.00	P	730.80	0.23
238 U	33957.66	P	137.00	0.40

ISTD Elements

Element	CPS Mean	RSD(%)	Ref Value	Rec(%)	QC Range(%)	Flag
6 Li	6597798.00	0.72	6642479.50	99.3	30 - 125	
45 Sc	5098207.50	0.60	5092671.00	100.1	30 - 125	
45 Sc	1019475.60	1.21	1025075.90	99.5	30 - 125	
45 Sc	9790391.00	0.44	10132127.00	96.6	30 - 125	
72 Ge	1241843.30	1.06	1247671.80	99.5	30 - 125	
72 Ge	456647.53	0.34	457858.78	99.7	30 - 125	
72 Ge	1880824.50	0.54	1938342.40	97.0	30 - 125	
74 Ge	1737470.50	0.61	1739817.50	99.9	30 - 125	
74 Ge	673610.13	0.03	676391.13	99.6	30 - 125	
74 Ge	2589810.80	0.44	2651322.80	97.7	30 - 125	
115 In	5149281.50	0.11	5135515.50	100.3	30 - 125	
115 In	2284115.30	1.03	2304635.80	99.1	30 - 125	
115 In	6556289.00	0.05	6757093.00	97.0	30 - 125	
159 Tb	9972463.00	0.58	10211683.00	97.7	30 - 125	
209 Bi	12435571.00	0.36	12646501.00	98.3	30 - 125	

ISTD Ref File : C:\ICPCHEM\1\DATA\wg250918.b\003CALB.D\003CALB.D#

--- :Element Failures --- :Max. Number of Failures Allowed
0 :ISTD Failures 0 :Max. Number of ISTD Failures Allowed

Data Results:
Analytes: Pass
ISTD: Pass

Calibration Standard QC Report

Data File: C:\ICPCHEM\1\DATA\wg250918.b\005CALS.D\005CALS.D#
Date Acquired: Aug 30 2008 11:22 am
Operator:
Sample Name: Level 3 Std
Misc Info:
Vial Number: 1104
Current Method: C:\ICPCHEM\1\DATA\wg250918.b\6020ACZ1.M
Calibration File: C:\ICPCHEM\1\DATA\wg250918.b\6020ACZ1.C
Last Cal Update: Aug 30 2008 11:37 am
Sample Type: CalStd
Total Dil Factor: 1.00

QC&ISTD Elements

Element	CPS Mean		SD	RSD(%)
6 Li	6599832.00	A	39990.00	0.61
7 (Li)		P		
9 Be	165821.30	P	255.00	0.15
11 B	24782.22	P	250.50	1.01
27 Al	2960596.00	A	14700.00	0.50
45 Sc	5027635.00	A	213200.00	4.24
45 Sc	1039960.00	A	11120.00	1.07
45 Sc	9666868.00	A	43280.00	0.45
51 V	159869.80	P	529.90	0.33
52 Cr	183366.80	P	637.70	0.35
55 Mn	833005.88	P	4851.00	0.58
59 Co	757509.63	P	3079.00	0.41
60 Ni	202215.30	P	470.60	0.23
63 Cu	534072.19	P	1010.00	0.19
66 Zn	380348.69	P	2907.00	0.76
72 Ge	1226035.00	A	35470.00	2.89
72 Ge	457738.69	P	2229.00	0.49
72 Ge	1864311.00	A	22780.00	1.22
74 Ge	1724629.00	A	56860.00	3.30
74 Ge	674720.63	P	1968.00	0.29
74 Ge	2557981.00	A	13410.00	0.52
75 As	46697.23	P	146.30	0.31
78 Se	28775.90	P	210.10	0.73
98 Mo	252920.09	P	2629.00	1.04
107 Ag	114739.60	P	475.20	0.41
111 Cd	91520.25	P	640.10	0.70
115 In	5078065.00	A	196800.00	3.88
115 In	2327894.00	A	20070.00	0.86
115 In	6553824.00	A	29780.00	0.45
118 Sn	275716.31	P	859.60	0.31
121 Sb	35345.29	P	184.00	0.52
137 Ba	355651.59	P	2999.00	0.84
159 Tb	9980820.00	A	74240.00	0.74
205 Tl	949948.81	P	3999.00	0.42
208 Pb	3302534.00	A	29720.00	0.90
209 Bi	12560890.00	A	90670.00	0.72
232 Th	1330894.00	A	8153.00	0.61
238 U	1369486.00	A	8918.00	0.65

ISTD Elements

Element	CPS Mean	RSD(%)	Ref Value	Rec(%)	QC Range(%)	Flag
6 Li	6599832.50	0.61	6642479.50	99.4	30 - 125	
45 Sc	5027635.50	4.24	5092671.00	98.7	30 - 125	
45 Sc	1039959.80	1.07	1025075.90	101.5	30 - 125	
45 Sc	9666869.00	0.45	10132127.00	95.4	30 - 125	
72 Ge	1226035.00	2.89	1247671.80	98.3	30 - 125	
72 Ge	457738.69	0.49	457858.78	100.0	30 - 125	
72 Ge	1864311.60	1.22	1938342.40	96.2	30 - 125	
74 Ge	1724628.60	3.30	1739817.50	99.1	30 - 125	
74 Ge	674720.56	0.29	676391.13	99.8	30 - 125	
74 Ge	2557981.00	0.52	2651322.80	96.5	30 - 125	
115 In	5078065.50	3.88	5135515.50	98.9	30 - 125	
115 In	2327893.80	0.86	2304635.80	101.0	30 - 125	
115 In	6553823.50	0.45	6757093.00	97.0	30 - 125	
159 Tb	9980820.00	0.74	10211683.00	97.7	30 - 125	
209 Bi	12560887.00	0.72	12646501.00	99.3	30 - 125	

ISTD Ref File : C:\ICPCHEM\1\DATA\wg250918.b\003CALB.D\003CALB.D#

--- :Element Failures --- :Max. Number of Failures Allowed
0 :ISTD Failures 0 :Max. Number of ISTD Failures Allowed

Data Results:
Analytes: Pass
ISTD: Pass

Calibration Standard QC Report

Data File: C:\ICPCHEM\1\DATA\wg250918.b\006CALS.D\006CALS.D#
Date Acquired: Aug 30 2008 11:28 am
Operator:
Sample Name: Level 4 Std
Misc Info:
Vial Number: 1105
Current Method: C:\ICPCHEM\1\DATA\wg250918.b\6020ACZ1.M
Calibration File: C:\ICPCHEM\1\DATA\wg250918.b\6020ACZ1.C
Last Cal Update: Aug 30 2008 11:37 am
Sample Type: CalStd
Total Dil Factor: 1.00

QC&ISTD Elements

Element		CPS Mean		SD	RSD(%)
6	Li	6628781.00	A	79520.00	1.20
7	(Li)		P		
9	Be	1046667.00	A	11540.00	1.10
11	B	78496.22	P	461.30	0.59
27	Al	13581340.00	A	121100.00	0.89
45	Sc	4965502.00	A	144000.00	2.90
45	Sc	1039494.00	A	10310.00	0.99
45	Sc	9460916.00	A	72590.00	0.77
51	V	751744.31	P	1816.00	0.24
52	Cr	861377.19	M	3324.00	0.39
55	Mn	3838814.00	A	10760.00	0.28
59	Co	3473680.00	A	22270.00	0.64
60	Ni	955848.31	A	7186.00	0.75
63	Cu	2464048.00	A	16190.00	0.66
66	Zn	1758450.00	A	7529.00	0.43
72	Ge	1225875.00	A	34510.00	2.82
72	Ge	450632.41	P	1750.00	0.39
72	Ge	1829861.00	A	14050.00	0.77
74	Ge	1703118.00	A	43110.00	2.53
74	Ge	667263.50	P	2821.00	0.42
74	Ge	2529793.00	A	18920.00	0.75
75	As	219633.59	P	577.40	0.26
78	Se	138739.59	P	1253.00	0.90
98	Mo	1217651.00	A	9460.00	0.78
107	Ag	552543.00	P	4176.00	0.76
111	Cd	441305.31	P	2843.00	0.64
115	In	5060568.00	A	181300.00	3.58
115	In	2307187.00	A	18310.00	0.79
115	In	6522245.00	A	50100.00	0.77
118	Sn	1324077.00	A	5839.00	0.44
121	Sb	166476.70	P	1054.00	0.63
137	Ba	1691068.00	A	9286.00	0.55
159	Tb	10030250.00	A	61720.00	0.62
205	Tl	4604050.00	A	25240.00	0.55
208	Pb	15564090.00	A	87710.00	0.56
209	Bi	12617310.00	A	45130.00	0.36
232	Th	6275550.00	A	19620.00	0.31
238	U	6388102.00	A	33090.00	0.52

ISTD Elements

Element		CPS Mean	RSD(%)	Ref Value	Rec(%)	QC Range(%)	Flag
6	Li	6628781.50	1.20	6642479.50	99.8	30 - 125	
45	Sc	4965501.50	2.90	5092671.00	97.5	30 - 125	
45	Sc	1039493.90	0.99	1025075.90	101.4	30 - 125	
45	Sc	9460916.00	0.77	10132127.00	93.4	30 - 125	
72	Ge	1225874.80	2.82	1247671.80	98.3	30 - 125	
72	Ge	450632.44	0.39	457858.78	98.4	30 - 125	
72	Ge	1829861.40	0.77	1938342.40	94.4	30 - 125	
74	Ge	1703118.10	2.53	1739817.50	97.9	30 - 125	
74	Ge	667263.50	0.42	676391.13	98.7	30 - 125	
74	Ge	2529793.00	0.75	2651322.80	95.4	30 - 125	
115	In	5060568.00	3.58	5135515.50	98.5	30 - 125	
115	In	2307186.80	0.79	2304635.80	100.1	30 - 125	
115	In	6522245.50	0.77	6757093.00	96.5	30 - 125	
159	Tb	10030252.00	0.62	10211683.00	98.2	30 - 125	
209	Bi	12617308.00	0.36	12646501.00	99.8	30 - 125	

ISTD Ref File : C:\ICPCHEM\1\DATA\wg250918.b\003CALB.D\003CALB.D#

--- :Element Failures --- :Max. Number of Failures Allowed
0 :ISTD Failures 0 :Max. Number of ISTD Failures Allowed

Data Results:
Analytes: Pass
ISTD: Pass

Calibration Standard QC Report

Data File: C:\ICPCHEM\1\DATA\wg250918.b\007CALS.D\007CALS.D#
Date Acquired: Aug 30 2008 11:34 am
Operator:
Sample Name: Level 5 Std
Misc Info:
Vial Number: 1106
Current Method: C:\ICPCHEM\1\DATA\wg250918.b\6020ACZ1.M
Calibration File: C:\ICPCHEM\1\DATA\wg250918.b\6020ACZ1.C
Last Cal Update: Aug 30 2008 11:37 am
Sample Type: CalStd
Total Dil Factor: 1.00

QC&ISTD Elements

Element	CPS Mean		SD	RSD(%)
6 Li	6496015.00	A	73970.00	1.14
7 (Li)		P		
9 Be	2042264.00	A	20450.00	1.00
11 B	142262.59	P	1271.00	0.89
27 Al	26101020.00	A	57950.00	0.22
45 Sc	4983559.00	A	8945.00	0.18
45 Sc	1015311.00	A	451.60	0.04
45 Sc	8981222.00	A	49020.00	0.55
51 V	1494858.00	A	11220.00	0.75
52 Cr	1710298.00	A	6652.00	0.39
55 Mn	7308960.00	A	21820.00	0.30
59 Co	6607964.00	A	54070.00	0.82
60 Ni	1860805.00	A	16950.00	0.91
63 Cu	4753392.00	A	13050.00	0.27
66 Zn	3341511.00	A	18140.00	0.54
72 Ge	1222287.00	A	8342.00	0.68
72 Ge	446681.59	P	3255.00	0.73
72 Ge	1761309.00	A	6606.00	0.38
74 Ge	1710074.00	A	16870.00	0.99
74 Ge	662131.31	P	3015.00	0.46
74 Ge	2445718.00	A	12280.00	0.50
75 As	433645.31	P	2345.00	0.54
78 Se	268752.00	P	3110.00	1.16
98 Mo	2346870.00	A	19090.00	0.81
107 Ag	998302.13	A	1729.00	0.17
111 Cd	851415.38	P	4842.00	0.57
115 In	5112629.00	A	25580.00	0.50
115 In	2281779.00	A	6738.00	0.30
115 In	6270480.00	A	42710.00	0.68
118 Sn	2555495.00	A	18270.00	0.71
121 Sb	324432.09	P	1493.00	0.46
137 Ba	3224801.00	A	10030.00	0.31
159 Tb	9694276.00	A	67290.00	0.69
205 Tl	8929422.00	A	28660.00	0.32
208 Pb	30308230.00	A	34240.00	0.11
209 Bi	12189990.00	A	72670.00	0.60
232 Th	12232600.00	A	79520.00	0.65
238 U	12480200.00	A	22850.00	0.18

ISTD Elements

Element	CPS Mean	RSD(%)	Ref Value	Rec(%)	QC Range(%)	Flag
6 Li	6496015.50	1.14	6642479.50	97.8	30 - 125	
45 Sc	4983559.00	0.18	5092671.00	97.9	30 - 125	
45 Sc	1015311.30	0.04	1025075.90	99.0	30 - 125	
45 Sc	8981222.00	0.55	10132127.00	88.6	30 - 125	
72 Ge	1222286.60	0.68	1247671.80	98.0	30 - 125	
72 Ge	446681.59	0.73	457858.78	97.6	30 - 125	
72 Ge	1761309.40	0.38	1938342.40	90.9	30 - 125	
74 Ge	1710074.40	0.99	1739817.50	98.3	30 - 125	
74 Ge	662131.38	0.46	676391.13	97.9	30 - 125	
74 Ge	2445718.00	0.50	2651322.80	92.2	30 - 125	
115 In	5112629.00	0.50	5135515.50	99.6	30 - 125	
115 In	2281779.50	0.30	2304635.80	99.0	30 - 125	
115 In	6270480.50	0.68	6757093.00	92.8	30 - 125	
159 Tb	9694276.00	0.69	10211683.00	94.9	30 - 125	
209 Bi	12189988.00	0.60	12646501.00	96.4	30 - 125	

ISTD Ref File : C:\ICPCHEM\1\DATA\wg250918.b\003CALB.D\003CALB.D#

--- :Element Failures --- :Max. Number of Failures Allowed
0 :ISTD Failures 0 :Max. Number of ISTD Failures Allowed

Data Results:
Analytes: Pass
ISTD: Pass

Initial Calibration Verification (CCV) QC Report

Data File: C:\ICPCHEM\1\DATA\wg250918.b\008_QCS.D\008_QCS.D#
Date Acquired: Aug 30 2008 11:40 am
Operator:
Sample Name: ICV
Misc Info:
Vial Number: 1107
Current Method: C:\ICPCHEM\1\DATA\wg250918.b\6020ACZ1.M
Calibration File: C:\ICPCHEM\1\DATA\wg250918.b\6020ACZ1.C
Last Cal Update: Aug 30 2008 11:37 am
Sample Type: QCS
Total Dil Factor: 1.00

Data Results:

Analytes: Fail
ISTD: Pass

QC Elements

Element	IS Ref	Tune	Conc. ppb	RSD(%)	Expected	Rec(%)	QC Range(%)	Flag
9 Be	6	3	38.650	1.43	50.00	77.3	89 - 110	Fail
11 B	6	3	20.860	1.62	20.00	104.3	89 - 110	
27 Al	72	3	104.600	1.06	100.00	104.6	89 - 110	
51 V	45	2	49.800	1.23	50.00	99.6	89 - 110	
52 Cr	45	2	51.110	1.06	50.00	102.2	89 - 110	
55 Mn	72	3	52.290	0.39	50.00	104.6	89 - 110	
59 Co	72	3	50.710	0.87	50.00	101.4	89 - 110	
60 Ni	45	2	51.010	1.29	50.00	102.0	89 - 110	
63 Cu	45	2	52.180	1.20	50.00	104.4	89 - 110	
66 Zn	72	3	53.870	0.42	50.00	107.7	89 - 110	
75 As	45	2	52.260	1.17	50.00	104.5	89 - 110	
78 Se	45	1	51.860	3.55	50.00	103.7	89 - 110	
98 Mo	115	3	19.960	0.57	20.00	99.8	89 - 110	
107 Ag	115	3	20.750	0.54	20.00	103.8	89 - 110	
111 Cd	115	3	49.320	0.43	50.00	98.6	89 - 110	
118 Sn	115	3	50.370	0.57	50.00	100.7	89 - 110	
121 Sb	115	3	20.530	0.46	20.00	102.7	89 - 110	
137 Ba	115	3	52.390	0.35	50.00	104.8	89 - 110	
205 Tl	209	3	53.330	0.42	50.00	106.7	89 - 110	
208 Pb	209	3	51.560	0.24	50.00	103.1	89 - 110	
232 Th	209	3	52.980	0.42	50.00	106.0	89 - 110	
238 U	209	3	51.200	1.15	50.00	102.4	89 - 110	

ISTD Elements

Element	Tune	CPS Mean	RSD(%)	Ref Value	Rec(%)	QC Range(%)	Flag
6 Li	3	6575945	1.21	6642480	99.0	30 - 125	
45 Sc	1	4951583	2.76	5092671	97.2	30 - 125	
45 Sc	2	1027754	0.94	1025076	100.3	30 - 125	
45 Sc	3	9067879	0.13	10132127	89.5	30 - 125	
72 Ge	1	1217553	0.70	1247672	97.6	30 - 125	
72 Ge	2	451965	0.56	457859	98.7	30 - 125	
72 Ge	3	1771125	0.98	1938342	91.4	30 - 125	
74 Ge	1	1705287	0.95	1739818	98.0	30 - 125	
74 Ge	2	667215	0.51	676391	98.6	30 - 125	
74 Ge	3	2435722	0.47	2651323	91.9	30 - 125	
115 In	1	5042036	2.10	5135516	98.2	30 - 125	
115 In	2	2291314	0.22	2304636	99.4	30 - 125	
115 In	3	6348793	0.48	6757093	94.0	30 - 125	
159 Tb	3	9820023	0.44	10211683	96.2	30 - 125	
209 Bi	3	12431361	0.45	12646501	98.3	30 - 125	

Tune File# 1 c:\icpchem\1\7500\h2.u
Tune File# 2 c:\icpchem\1\7500\he.u
Tune File# 3 c:\icpchem\1\7500\norm.u

ISTD Ref File : C:\ICPCHEM\1\DATA\wg250918.b\003CALB.D\003CALB.D#

1 :Element Failures
0 :ISTD Failures
0 :Max. Number of Failures Allowed
0 :Max. Number of ISTD Failures Allowed

Continuing Calibration Blank (CCB) QC Report

Data File: C:\ICPCHEM\1\DATA\wg250918.b\009_CCB.D\009_CCB.D#
Date Acquired: Aug 30 2008 11:46 am
Operator:
Sample Name: ICB
Misc Info:
Vial Number: 1102
Current Method: C:\ICPCHEM\1\DATA\wg250918.b\6020ACZ1.M
Calibration File: C:\ICPCHEM\1\DATA\wg250918.b\6020ACZ1.C
Last Cal Update: Aug 30 2008 11:37 am
Sample Type: CCB
Total Dil Factor: 1.00

Data Results:
Analytes: Pass
ISTD: Pass

QC Elements

Element	IS Ref	Tune	Conc.	RSD(%)	High Limit	Flag
9 Be	6	3	0.004 ppb	32.08	0.300	
11 B	6	3	0.260 ppb	1.96	1.500	
27 Al	72	3	0.009 ppb	91.72	3.000	
51 V	45	2	-0.052 ppb	9.95	0.600	
52 Cr	45	2	-0.160 ppb	1.54	0.300	
55 Mn	72	3	0.001 ppb	590.39	1.500	
59 Co	72	3	0.008 ppb	60.43	0.150	
60 Ni	45	2	-0.009 ppb	26.74	1.800	
63 Cu	45	2	-0.144 ppb	3.60	1.500	
66 Zn	72	3	0.021 ppb	73.37	6.000	
75 As	45	2	0.359 ppb	8.58	1.500	
78 Se	45	1	0.035 ppb	33.43	3.000	
98 Mo	115	3	0.097 ppb	8.81	1.500	
107 Ag	115	3	0.009 ppb	25.72	0.150	
111 Cd	115	3	0.007 ppb	81.79	0.300	
118 Sn	115	3	0.091 ppb	12.28	0.300	
121 Sb	115	3	0.181 ppb	6.86	1.200	
137 Ba	115	3	0.018 ppb	54.64	0.300	
205 Tl	209	3	0.032 ppb	28.38	0.300	
206 (Pb)	209	3	-0.036 ppb	24.38	0.300	
232 Th	209	3	0.141 ppb	6.10	3.000	
238 U	209	3	0.009 ppb	26.94	0.300	

ISTD Elements

Element	Tune	CPS Mean	RSD(%)	Ref Value	Rec(%)	QC Range(%)	Flag
6 Li	3	6555521	0.83	6642480	98.7	30 - 125	
45 Sc	1	5144544	5.28	5092671	101.0	30 - 125	
45 Sc	2	1045344	1.10	1025076	102.0	30 - 125	
45 Sc	3	8902999	0.33	10132127	87.9	30 - 125	
72 Ge	1	1269678	3.20	1247672	101.8	30 - 125	
72 Ge	2	465905	0.08	457859	101.8	30 - 125	
72 Ge	3	1750779	0.72	1938342	90.3	30 - 125	
74 Ge	1	1779008	3.93	1739818	102.3	30 - 125	
74 Ge	2	687246	0.18	676391	101.6	30 - 125	
74 Ge	3	2415172	0.63	2651323	91.1	30 - 125	
115 In	1	5278238	4.44	5135516	102.8	30 - 125	
115 In	2	2327591	0.66	2304636	101.0	30 - 125	
115 In	3	6267239	0.20	6757093	92.8	30 - 125	
159 Tb	3	9697849	0.26	10211683	95.0	30 - 125	
209 Bi	3	12306268	0.52	12646501	97.3	30 - 125	

Tune File# 1 c:\icpchem\1\7500\h2.u
Tune File# 2 c:\icpchem\1\7500\he.u
Tune File# 3 c:\icpchem\1\7500\norm.u

ISTD Ref File : C:\ICPCHEM\1\DATA\wg250918.b\003CALB.D\003CALB.D#

0 :Element Failures
0 :ISTD Failures

0 :Max. Number of Failures Allowed
0 :Max. Number of ISTD Failures Allowed

Continuing Calibration Blank (CCB) QC Report

Data File: C:\ICPCHEM\1\DATA\wg250918.b\012_CCB.D\012_CCB.D#
Date Acquired: Aug 30 2008 12:05 pm
Operator:
Sample Name: ICSA
Misc Info:
Vial Number: 4510
Current Method: C:\ICPCHEM\1\DATA\wg250918.b\6020ACZ1.M
Calibration File: C:\ICPCHEM\1\DATA\wg250918.b\6020ACZ1.C
Last Cal Update: Aug 30 2008 11:37 am
Sample Type: CCB
Total Dil Factor: 1.00

Data Results:
Analytes: Fail
ISTD: Pass

QC Elements

Element	IS Ref	Tune	Conc.	RSD(%)	High Limit	Flag
9 Be	6	3	-0.009 ppb	27.69	0.300	
11 B	6	3	0.452 ppb	7.48	1.500	
27 Al	72	3	49990.000 ppb	0.29	3.000	Fail
51 V	45	2	-0.281 ppb	4.15	0.600	
52 Cr	45	2	0.189 ppb	15.90	0.300	
55 Mn	72	3	0.677 ppb	1.38	1.500	
59 Co	72	3	0.239 ppb	3.09	0.150	Fail
60 Ni	45	2	0.289 ppb	5.68	1.800	
63 Cu	45	2	0.186 ppb	19.50	1.500	
66 Zn	72	3	5.185 ppb	2.60	6.000	
75 As	45	2	0.119 ppb	14.27	1.500	
78 Se	45	1	0.015 ppb	12.67	3.000	
98 Mo	115	3	1033.000 ppb	0.83	1.500	Fail
107 Ag	115	3	0.074 ppb	5.16	0.150	
111 Cd	115	3	0.263 ppb	12.05	0.300	
118 Sn	115	3	-0.022 ppb	14.41	0.300	
121 Sb	115	3	0.040 ppb	1.79	1.200	
137 Ba	115	3	0.342 ppb	4.65	0.300	Fail
205 Tl	209	3	0.160 ppb	1.57	0.300	
206 (Pb)	209	3	0.724 ppb	3.38	0.300	Fail
232 Th	209	3	0.032 ppb	13.25	3.000	
238 U	209	3	-0.013 ppb	4.81	0.300	

ISTD Elements

Element	Tune	CPS Mean	RSD(%)	Ref Value	Rec(%)	QC Range(%)	Flag
6 Li	3	6055086	1.36	6642480	91.2	30 - 125	
45 Sc	1	4877452	0.28	5092671	95.8	30 - 125	
45 Sc	2	1021164	4.97	1025076	99.6	30 - 125	
45 Sc	3	8543679	0.41	10132127	84.3	30 - 125	
72 Ge	1	1146482	0.86	1247672	91.9	30 - 125	
72 Ge	2	445248	4.01	457859	97.2	30 - 125	
72 Ge	3	1662132	0.72	1938342	85.8	30 - 125	
74 Ge	1	1579371	0.77	1739818	90.8	30 - 125	
74 Ge	2	648625	3.98	676391	95.9	30 - 125	
74 Ge	3	2234363	0.31	2651323	84.3	30 - 125	
115 In	1	4679374	1.13	5135516	91.1	30 - 125	
115 In	2	2124903	4.68	2304636	92.2	30 - 125	
115 In	3	5721178	1.11	6757093	84.7	30 - 125	
159 Tb	3	8924477	0.19	10211683	87.4	30 - 125	
209 Bi	3	10431608	0.50	12646501	82.5	30 - 125	

Tune File# 1 c:\icpchem\1\7500\h2.u
Tune File# 2 c:\icpchem\1\7500\he.u
Tune File# 3 c:\icpchem\1\7500\norm.u

ISTD Ref File : C:\ICPCHEM\1\DATA\wg250918.b\003CALB.D\003CALB.D#

5 :Element Failures
0 :ISTD Failures

0 :Max. Number of Failures Allowed
0 :Max. Number of ISTD Failures Allowed

ICSAB QC Report

Data File: C:\ICPCHEM\1\DATA\wg250918.b\013ICS.D\013ICS.D#
Date Acquired: Aug 30 2008 12:12 pm
Operator:
Sample Name: ICSAB
Misc Info:
Vial Number: 4511
Current Method: C:\ICPCHEM\1\DATA\wg250918.b\6020ACZ1.M
Calibration File: C:\ICPCHEM\1\DATA\wg250918.b\6020ACZ1.C
Last Cal Update: Aug 30 2008 11:37 am
Sample Type: ICSAB
Total Dil Factor: 1.00

QC Elements

Element	Conc.	RSD(%)	Expected	QC Range(%)	Flag
9 Be	14.72 ppb	1.33	20.00	79.5 - 120.4	fail
11 B	4.28 ppb	1.81	4.00	79.5 - 120.4	
27 Al	49830.00 ppb	0.38	50020.00	79.5 - 120.4	
51 V	19.62 ppb	0.53	20.00	79.5 - 120.4	
52 Cr	19.23 ppb	0.33	20.00	79.5 - 120.4	
55 Mn	19.94 ppb	0.26	20.00	79.5 - 120.4	
59 Co	19.62 ppb	0.41	20.00	79.5 - 120.4	
60 Ni	18.65 ppb	0.68	20.00	79.5 - 120.4	
63 Cu	18.77 ppb	0.44	20.00	79.5 - 120.4	
66 Zn	24.07 ppb	0.42	20.00	79.5 - 120.4	
75 As	20.25 ppb	0.30	20.00	79.5 - 120.4	
78 Se	19.82 ppb	6.10	20.00	79.5 - 120.4	
98 Mo	1045.00 ppb	0.64	1000.00	79.5 - 120.4	
107 Ag	9.81 ppb	0.57	10.00	79.5 - 120.4	
111 Cd	19.13 ppb	0.42	20.00	79.5 - 120.4	
118 Sn	18.33 ppb	1.06	20.00	79.5 - 120.4	
121 Sb	10.77 ppb	0.04	10.00	79.5 - 120.4	
137 Ba	20.60 ppb	0.93	20.00	79.5 - 120.4	
205 Tl	20.48 ppb	0.83	20.00	79.5 - 120.4	
208 Pb	20.88 ppb	0.68	20.00	79.5 - 120.4	
232 Th	21.69 ppb	1.36	20.00	79.5 - 120.4	
238 U	21.17 ppb	0.94	20.00	79.5 - 120.4	

ISTD Elements

Element	CPS Mean	RSD(%)	Ref Value	Rec(%)	QC Range(%)	Flag
6 Li	5852158.00	0.53	6642479.50	88.1	30 - 125	
45 Sc	4618063.00	6.40	5092671.00	90.7	30 - 125	
45 Sc	979370.06	0.82	1025075.90	95.5	30 - 125	
45 Sc	8525249.00	0.70	10132127.00	84.1	30 - 125	
72 Ge	1097496.60	5.75	1247671.80	88.0	30 - 125	
72 Ge	425462.84	0.82	457858.78	92.9	30 - 125	
72 Ge	1639710.50	0.20	1938342.40	84.6	30 - 125	
74 Ge	1532690.90	5.61	1739817.50	88.1	30 - 125	
74 Ge	619690.44	0.55	676391.13	91.6	30 - 125	
74 Ge	2221594.80	0.21	2651322.80	83.8	30 - 125	
115 In	4492303.50	6.78	5135515.50	87.5	30 - 125	
115 In	2051242.00	1.90	2304635.80	89.0	30 - 125	
115 In	5634648.50	0.52	6757093.00	83.4	30 - 125	
159 Tb	8803827.00	0.70	10211683.00	86.2	30 - 125	
209 Bi	10374671.00	0.46	12646501.00	82.0	30 - 125	

ISTD Ref File : C:\ICPCHEM\1\DATA\wg250918.b\003CALB.D\003CALB.D#

1 :Element Failures 0 :Max. Number of Failures Allowed
0 :ISTD Failures 0 :Max. Number of ISTD Failures Allowed

Data Results:
Analytes: Fail
ISTD: Pass

Continuing Calibration Blank (CCB) QC Report

Data File: C:\ICPCHEM\1\DATA\wg250918.b\014_CCB.D\014_CCB.D#
Date Acquired: Aug 30 2008 12:18 pm
Operator:
Sample Name: wash
Misc Info:
Vial Number: 4512
Current Method: C:\ICPCHEM\1\DATA\wg250918.b\6020ACZ1.M
Calibration File: C:\ICPCHEM\1\DATA\wg250918.b\6020ACZ1.C
Last Cal Update: Aug 30 2008 11:37 am
Sample Type: CCB
Total Dil Factor: 1.00

Data Results:
Analytes: Fail
ISTD: Pass

QC Elements

Element	IS Ref	Tune	Conc.	RSD(%)	High Limit	Flag
9 Be	6	3	-0.014 ppb	22.01	0.300	
11 B	6	3	-0.176 ppb	2.18	1.500	
27 Al	72	3	6.759 ppb	7.25	3.000	Fail
51 V	45	2	-0.378 ppb	1.22	0.600	
52 Cr	45	2	-0.227 ppb	0.81	0.300	
55 Mn	72	3	0.084 ppb	15.00	1.500	
59 Co	72	3	0.122 ppb	6.59	0.150	
60 Ni	45	2	-0.031 ppb	3.79	1.800	
63 Cu	45	2	-0.154 ppb	5.52	1.500	
66 Zn	72	3	3.229 ppb	1.29	6.000	
75 As	45	2	-0.019 ppb	113.36	1.500	
78 Se	45	1	-0.035 ppb	4.37	3.000	
98 Mo	115	3	1.338 ppb	8.57	1.500	
107 Ag	115	3	-0.002 ppb	25.84	0.150	
111 Cd	115	3	0.059 ppb	8.03	0.300	
118 Sn	115	3	-0.044 ppb	0.59	0.300	
121 Sb	115	3	0.072 ppb	5.06	1.200	
137 Ba	115	3	-0.017 ppb	32.18	0.300	
205 Tl	209	3	0.295 ppb	2.51	0.300	
206 (Pb)	209	3	0.345 ppb	3.57	0.300	Fail
232 Th	209	3	-0.010 ppb	15.35	3.000	
238 U	209	3	-0.015 ppb	4.10	0.300	

ISTD Elements

Element	Tune	CPS Mean	RSD(%)	Ref Value	Rec(%)	QC Range(%)	Flag
6 Li	3	6407592	0.54	6642480	96.5	30 - 125	
45 Sc	1	4838420	3.22	5092671	95.0	30 - 125	
45 Sc	2	1053693	1.03	1025076	102.8	30 - 125	
45 Sc	3	8965744	0.46	10132127	88.5	30 - 125	
72 Ge	1	1203120	2.39	1247672	96.4	30 - 125	
72 Ge	2	466107	0.42	457859	101.8	30 - 125	
72 Ge	3	1748178	0.51	1938342	90.2	30 - 125	
74 Ge	1	1672474	3.38	1739818	96.1	30 - 125	
74 Ge	2	685217	0.35	676391	101.3	30 - 125	
74 Ge	3	2408090	0.48	2651323	90.8	30 - 125	
115 In	1	4999068	3.68	5135516	97.3	30 - 125	
115 In	2	2309497	0.63	2304636	100.2	30 - 125	
115 In	3	6313576	0.39	6757093	93.4	30 - 125	
159 Tb	3	9776721	0.33	10211683	95.7	30 - 125	
209 Bi	3	12388154	0.17	12646501	98.0	30 - 125	

Tune File# 1 c:\icpchem\1\7500\h2.u
Tune File# 2 c:\icpchem\1\7500\he.u
Tune File# 3 c:\icpchem\1\7500\norm.u

ISTD Ref File : C:\ICPCHEM\1\DATA\wg250918.b\003CALB.D\003CALB.D#

2 :Element Failures
0 :ISTD Failures

0 :Max. Number of Failures Allowed
0 :Max. Number of ISTD Failures Allowed

Sample QC Report

Data File: C:\ICPCHEM\1\DATA\wg250918.b\015SMPL.D\015SMPL.D#
Date Acquired: Aug 30 2008 12:25 pm
Acq. Method: 6020ACZ1.M
Operator:
Sample Name: WG249875PBS
Misc Info:
Vial Number: 2101
Current Method: C:\ICPCHEM\1\DATA\wg250918.b\6020ACZ1.M
Calibration File: C:\ICPCHEM\1\DATA\wg250918.b\6020ACZ1.C
Last Cal. Update: Aug 30 2008 11:37 am
Sample Type: Sample
Dilution Factor: 500.00
Autodil Factor: Undiluted
Final Dil Factor: 500.00

Data Results:
Analytes: Pass
ISTD: Pass

QC Elements

Element	IS Ref	Tune	Corr Conc	Raw Conc	Units	RSD(%)	High Limit	Flag
9 Be	6	3	-7.395	-0.015	ppb	15.96	200.00	
11 B	6	3	11.830	0.024	ppb	263.40	20.00	
27 Al	72	3	1,055.000	2.110	ppb	0.34	1000.00	
51 V	45	2	439.050	0.878	ppb	0.96	200.00	
52 Cr	45	2	-15.320	-0.031	ppb	33.78	200.00	
55 Mn	72	3	16.140	0.032	ppb	7.08	200.00	
59 Co	72	3	-10.050	-0.020	ppb	0.84	200.00	
60 Ni	45	2	4.309	0.009	ppb	41.74	500.00	
63 Cu	45	2	12.930	0.026	ppb	28.95	500.00	
66 Zn	72	3	1,798.000	3.596	ppb	1.89	1000.00	
75 As	45	2	82.950	0.166	ppb	17.27	500.00	
78 Se	45	1	-12.440	-0.025	ppb	13.04	500.00	
98 Mo	115	3	173.600	0.347	ppb	5.12	200.00	
107 Ag	115	3	-0.572	-0.001	ppb	35.76	50.00	
111 Cd	115	3	-4.997	-0.010	ppb	11.27	200.00	
118 Sn	115	3	4,585.500	9.171	ppb	0.24	200.00	
121 Sb	115	3	52.400	0.105	ppb	7.57	25.00	
137 Ba	115	3	12.255	0.025	ppb	21.43	500.00	
205 Tl	209	3	-23.710	-0.047	ppb	6.27	200.00	
208 Pb	209	3	-92.950	-0.186	ppb	2.96	500.00	
232 Th	209	3	-4.782	-0.010	ppb	2.83	200.00	
238 U	209	3	-6.900	-0.014	ppb	7.33	200.00	

ISTD Elements

Element	Tune	CPS Mean	RSD(%)	Ref Value	Rec(%)	QC Range(%)	Flag
6 Li	3	5823639	1.99	6642480	87.7	30 - 125	
45 Sc	1	4947131	0.71	5092671	97.1	30 - 125	
45 Sc	2	1017311	0.52	1025076	99.2	30 - 125	
45 Sc	3	8517339	0.71	10132127	84.1	30 - 125	
72 Ge	1	1195226	0.41	1247672	95.8	30 - 125	
72 Ge	2	452656	0.23	457859	98.9	30 - 125	
72 Ge	3	1700851	0.47	1938342	87.7	30 - 125	
74 Ge	1	1680884	1.19	1739818	96.6	30 - 125	
74 Ge	2	667079	0.44	676391	98.6	30 - 125	
74 Ge	3	2329669	0.20	2651323	87.9	30 - 125	
115 In	1	5048704	0.58	5135516	98.3	30 - 125	
115 In	2	2259027	0.16	2304636	98.0	30 - 125	
115 In	3	6116831	0.60	6757093	90.5	30 - 125	
159 Tb	3	9560207	0.97	10211683	93.6	30 - 125	
209 Bi	3	12389771	0.67	12646501	98.0	30 - 125	

Tune File# 1 c:\icpchem\1\7500\h2.u
Tune File# 2 c:\icpchem\1\7500\he.u
Tune File# 3 c:\icpchem\1\7500\norm.u

ISTD Ref File : C:\ICPCHEM\1\DATA\wg250918.b\003CALB.D\003CALB.D#

0 :Element Failures 0 :Max. Number of Failures Allowed
0 :ISTD Failures 0 :Max. Number of ISTD Failures Allowed

Sample QC Report

Data File: C:\ICPCHEM\1\DATA\wg250918.b\016SMPL.D\016SMPL.D#
Date Acquired: Aug 30 2008 12:31 pm
Acq. Method: 6020ACZ1.M
Operator:
Sample Name: WG249875LCSS
Misc Info:
Vial Number: 2102
Current Method: C:\ICPCHEM\1\DATA\wg250918.b\6020ACZ1.M
Calibration File: C:\ICPCHEM\1\DATA\wg250918.b\6020ACZ1.C
Last Cal. Update: Aug 30 2008 11:37 am
Sample Type: Sample
Dilution Factor: 5000.00
Autodil Factor: Undiluted
Final Dil Factor: 5000.00

Data Results:

Analytes: Fail
ISTD: Pass

QC Elements

Element	IS Ref	Tune	Corr Conc	Raw Conc	Units	RSD(%)	High Limit	Flag
9 Be	6	3	154,000.000	30.800	ppb	0.90	200.00	
11 B	6	3	142,550.000	28.510	ppb	0.65	20.00	OCAL
27 Al	72	3	###########	2880.000	ppb	0.52	1000.00	OCAL
51 V	45	2	111,000.000	22.200	ppb	0.72	200.00	
52 Cr	45	2	142,300.000	28.460	ppb	0.70	200.00	
55 Mn	72	3	406,850.000	81.370	ppb	0.57	200.00	
59 Co	72	3	125,400.000	25.080	ppb	0.04	200.00	
60 Ni	45	2	202,050.000	40.410	ppb	0.57	500.00	
63 Cu	45	2	74,200.000	14.840	ppb	0.57	500.00	
66 Zn	72	3	452,050.000	90.410	ppb	0.43	1000.00	
75 As	45	2	280,950.000	56.190	ppb	0.39	500.00	
78 Se	45	1	197,650.000	39.530	ppb	6.55	500.00	
98 Mo	115	3	119,350.000	23.870	ppb	1.00	200.00	
107 Ag	115	3	40,255.000	8.051	ppb	0.64	50.00	
111 Cd	115	3	78,500.000	15.700	ppb	0.41	200.00	
118 Sn	115	3	180,350.000	36.070	ppb	1.27	200.00	
121 Sb	115	3	101,300.000	20.260	ppb	0.89	25.00	
137 Ba	115	3	617,000.000	123.400	ppb	1.15	500.00	
205 Tl	209	3	185,800.000	37.160	ppb	0.56	200.00	
208 Pb	209	3	235,300.000	47.060	ppb	0.77	500.00	
232 Th	209	3	10,770.000	2.154	ppb	0.81	200.00	
238 U	209	3	2,039.000	0.408	ppb	1.15	200.00	

ISTD Elements

Element	Tune	CPS Mean	RSD(%)	Ref Value	Rec(%)	QC Range(%)	Flag
6 Li	3	5985126	0.46	6642480	90.1	30 - 125	
45 Sc	1	4992681	6.38	5092671	98.0	30 - 125	
45 Sc	2	1049081	0.60	1025076	102.3	30 - 125	
45 Sc	3	8752282	0.63	10132127	86.4	30 - 125	
72 Ge	1	1260696	3.94	1247672	101.0	30 - 125	
72 Ge	2	468383	0.14	457859	102.3	30 - 125	
72 Ge	3	1721278	0.48	1938342	88.8	30 - 125	
74 Ge	1	1747638	4.33	1739818	100.4	30 - 125	
74 Ge	2	688935	0.22	676391	101.9	30 - 125	
74 Ge	3	2373061	0.64	2651323	89.5	30 - 125	
115 In	1	5075614	6.25	5135516	98.8	30 - 125	
115 In	2	2305038	1.11	2304636	100.0	30 - 125	
115 In	3	6083698	0.18	6757093	90.0	30 - 125	
159 Tb	3	9381887	0.08	10211683	91.9	30 - 125	
209 Bi	3	12279928	0.21	12646501	97.1	30 - 125	

Tune File# 1 c:\icpchem\1\7500\h2.u
Tune File# 2 c:\icpchem\1\7500\he.u
Tune File# 3 c:\icpchem\1\7500\norm.u

ISTD Ref File : C:\ICPCHEM\1\DATA\wg250918.b\003CALB.D\003CALB.D#

2 :Element Failures 0 :Max. Number of Failures Allowed
0 :ISTD Failures 0 :Max. Number of ISTD Failures Allowed

Sample QC Report

Data File: C:\ICPCHEM\1\DATA\wg250918.b\017SMPL.D\017SMPL.D#
Date Acquired: Aug 30 2008 12:38 pm
Acq. Method: 6020ACZ1.M
Operator:
Sample Name: WG249875LCSSD
Misc Info:
Vial Number: 2103
Current Method: C:\ICPCHEM\1\DATA\wg250918.b\6020ACZ1.M
Calibration File: C:\ICPCHEM\1\DATA\wg250918.b\6020ACZ1.C
Last Cal. Update: Aug 30 2008 11:37 am
Sample Type: Sample
Dilution Factor: 5000.00
Autodil Factor: Undiluted
Final Dil Factor: 5000.00

Data Results:

Analytes: Fail
ISTD: Pass

QC Elements

Element	IS Ref	Tune	Corr Conc	Raw Conc	Units	RSD(%)	High Limit	Flag
9 Be	6	3	160,700.000	32.140	ppb	0.96	200.00	
11 B	6	3	147,750.000	29.550	ppb	0.80	20.00	OCAL
27 Al	72	3	###########	3043.000	ppb	0.42	1000.00	OCAL
51 V	45	2	118,700.000	23.740	ppb	1.49	200.00	
52 Cr	45	2	151,900.000	30.380	ppb	1.49	200.00	
55 Mn	72	3	428,000.000	85.600	ppb	0.43	200.00	
59 Co	72	3	132,050.000	26.410	ppb	0.38	200.00	
60 Ni	45	2	215,550.000	43.110	ppb	1.69	500.00	
63 Cu	45	2	79,600.000	15.920	ppb	2.07	500.00	
66 Zn	72	3	474,900.000	94.980	ppb	0.71	1000.00	
75 As	45	2	301,500.000	60.300	ppb	1.58	500.00	
78 Se	45	1	206,900.000	41.380	ppb	0.47	500.00	
98 Mo	115	3	126,700.000	25.340	ppb	1.36	200.00	
107 Ag	115	3	42,610.000	8.522	ppb	1.04	50.00	
111 Cd	115	3	82,950.000	16.590	ppb	1.17	200.00	
118 Sn	115	3	189,650.000	37.930	ppb	1.04	200.00	
121 Sb	115	3	106,700.000	21.340	ppb	0.95	25.00	
137 Ba	115	3	651,500.000	130.300	ppb	0.95	500.00	
205 Tl	209	3	196,500.000	39.300	ppb	0.42	200.00	
208 Pb	209	3	246,800.000	49.360	ppb	0.80	500.00	
232 Th	209	3	11,200.000	2.240	ppb	1.17	200.00	
238 U	209	3	2,143.000	0.429	ppb	0.86	200.00	

ISTD Elements

Element	Tune	CPS Mean	RSD(%)	Ref Value	Rec(%)	QC Range(%)	Flag
6 Li	3	6185890	0.42	6642480	93.1	30 - 125	
45 Sc	1	5059816	0.96	5092671	99.4	30 - 125	
45 Sc	2	1036238	0.93	1025076	101.1	30 - 125	
45 Sc	3	8695222	0.38	10132127	85.8	30 - 125	
72 Ge	1	1248662	1.27	1247672	100.1	30 - 125	
72 Ge	2	465181	0.60	457859	101.6	30 - 125	
72 Ge	3	1713481	0.41	1938342	88.4	30 - 125	
74 Ge	1	1753646	0.71	1739818	100.8	30 - 125	
74 Ge	2	683359	0.43	676391	101.0	30 - 125	
74 Ge	3	2364242	0.27	2651323	89.2	30 - 125	
115 In	1	5133359	1.21	5135516	100.0	30 - 125	
115 In	2	2272770	1.14	2304636	98.6	30 - 125	
115 In	3	6064922	0.17	6757093	89.8	30 - 125	
159 Tb	3	9362845	0.67	10211683	91.7	30 - 125	
209 Bi	3	12260951	0.34	12646501	97.0	30 - 125	

Tune File# 1 c:\icpchem\1\7500\h2.u
Tune File# 2 c:\icpchem\1\7500\he.u
Tune File# 3 c:\icpchem\1\7500\norm.u

ISTD Ref File : C:\ICPCHEM\1\DATA\wg250918.b\003CALB.D\003CALB.D#

2 :Element Failures 0 :Max. Number of Failures Allowed
0 :ISTD Failures 0 :Max. Number of ISTD Failures Allowed

Sample QC Report

Data File: C:\ICPCHEM\1\DATA\wg250918.b\018SMPL.D\018SMPL.D#
Date Acquired: Aug 30 2008 12:44 pm
Acq. Method: 6020ACZ1.M
Operator:
Sample Name: L70948-04
Misc Info:
Vial Number: 2104
Current Method: C:\ICPCHEM\1\DATA\wg250918.b\6020ACZ1.M
Calibration File: C:\ICPCHEM\1\DATA\wg250918.b\6020ACZ1.C
Last Cal. Update: Aug 30 2008 11:37 am
Sample Type: Sample
Dilution Factor: 2020.00
Autodil Factor: Undiluted
Final Dil Factor: 2020.00

Data Results:
Analytes: Fail
ISTD: Pass

QC Elements

Element	IS Ref	Tune	Corr Conc	Raw Conc	Units	RSD(%)	High Limit	Flag
9 Be	6	3	443.794	0.220	ppb	4.02	200.00	
11 B	6	3	2,088.680	1.034	ppb	4.97	20.00	
27 Al	72	3	###########	5620.000	ppb	0.43	1000.00	OCAL
51 V	45	2	38,743.600	19.180	ppb	0.87	200.00	
52 Cr	45	2	5,607.520	2.776	ppb	0.99	200.00	
55 Mn	72	3	691,042.000	342.100	ppb	0.19	200.00	OCAL
59 Co	72	3	5,645.900	2.795	ppb	0.29	200.00	
60 Ni	45	2	5,961.020	2.951	ppb	1.11	500.00	
63 Cu	45	2	740,128.000	366.400	ppb	0.56	500.00	
66 Zn	72	3	738,108.000	365.400	ppb	0.25	1000.00	
75 As	45	2	3,829.920	1.896	ppb	3.55	500.00	
78 Se	45	1	228.462	0.113	ppb	2.78	500.00	
98 Mo	115	3	7,623.480	3.774	ppb	0.52	200.00	
107 Ag	115	3	668.822	0.331	ppb	1.55	50.00	
111 Cd	115	3	1,574.186	0.779	ppb	3.41	200.00	
118 Sn	115	3	3,884.460	1.923	ppb	3.97	200.00	
121 Sb	115	3	266.438	0.132	ppb	5.09	25.00	
137 Ba	115	3	95,041.000	47.050	ppb	0.68	500.00	
205 Tl	209	3	890.416	0.441	ppb	5.37	200.00	
208 Pb	209	3	525,604.000	260.200	ppb	0.44	500.00	
232 Th	209	3	19,351.600	9.580	ppb	1.34	200.00	
238 U	209	3	9,964.660	4.933	ppb	0.32	200.00	

ISTD Elements

Element	Tune	CPS Mean	RSD(%)	Ref Value	Rec(%)	QC Range(%)	Flag
6 Li	3	6210277	1.56	6642480	93.5	30 - 125	
45 Sc	1	5073421	0.90	5092671	99.6	30 - 125	
45 Sc	2	1056924	0.75	1025076	103.1	30 - 125	
45 Sc	3	8804249	1.04	10132127	86.9	30 - 125	
72 Ge	1	1246319	1.69	1247672	99.9	30 - 125	
72 Ge	2	466952	0.44	457859	102.0	30 - 125	
72 Ge	3	1735113	0.63	1938342	89.5	30 - 125	
74 Ge	1	1743506	1.09	1739818	100.2	30 - 125	
74 Ge	2	687635	0.43	676391	101.7	30 - 125	
74 Ge	3	2372470	0.74	2651323	89.5	30 - 125	
115 In	1	5094544	0.52	5135516	99.2	30 - 125	
115 In	2	2249215	1.17	2304636	97.6	30 - 125	
115 In	3	6100738	0.42	6757093	90.3	30 - 125	
159 Tb	3	9479955	0.73	10211683	92.8	30 - 125	
209 Bi	3	12310425	0.88	12646501	97.3	30 - 125	

Tune File# 1 c:\icpchem\1\7500\h2.u
Tune File# 2 c:\icpchem\1\7500\he.u
Tune File# 3 c:\icpchem\1\7500\norm.u

ISTD Ref File : C:\ICPCHEM\1\DATA\wg250918.b\003CALB.D\003CALB.D#

2 :Element Failures 0 :Max. Number of Failures Allowed
0 :ISTD Failures 0 :Max. Number of ISTD Failures Allowed

Sample QC Report

Data File: C:\ICPCHEM\1\DATA\wg250918.b\019SMPL.D\019SMPL.D#
Date Acquired: Aug 30 2008 12:50 pm
Acq. Method: 6020ACZ1.M
Operator:
Sample Name: L70948-04SDL
Misc Info:
Vial Number: 2105
Current Method: C:\ICPCHEM\1\DATA\wg250918.b\6020ACZ1.M
Calibration File: C:\ICPCHEM\1\DATA\wg250918.b\6020ACZ1.C
Last Cal. Update: Aug 30 2008 11:37 am
Sample Type: Sample
Dilution Factor: 2020.00
Autodil Factor: Undiluted
Final Dil Factor: 2020.00

Data Results:
Analytes: Fail
ISTD: Pass

QC Elements

Element	IS Ref	Tune	Corr Conc	Raw Conc	Units	RSD(%)	High Limit	Flag
9 Be	6	3	52.702	0.026	ppb	29.67	200.00	
11 B	6	3	334.714	0.166	ppb	16.45	20.00	
27 Al	72	3	###########	1078.000	ppb	1.10	1000.00	OCAL
51 V	45	2	6,777.100	3.355	ppb	0.26	200.00	
52 Cr	45	2	712.050	0.353	ppb	0.79	200.00	
55 Mn	72	3	135,865.200	67.260	ppb	0.87	200.00	
59 Co	72	3	1,080.902	0.535	ppb	0.74	200.00	
60 Ni	45	2	1,083.326	0.536	ppb	2.57	500.00	
63 Cu	45	2	149,156.800	73.840	ppb	0.76	500.00	
66 Zn	72	3	157,883.200	78.160	ppb	1.26	1000.00	
75 As	45	2	631.048	0.312	ppb	3.79	500.00	
78 Se	45	1	-47.914	-0.024	ppb	14.95	500.00	
98 Mo	115	3	1,514.394	0.750	ppb	1.34	200.00	
107 Ag	115	3	120.634	0.060	ppb	8.05	50.00	
111 Cd	115	3	271.084	0.134	ppb	7.90	200.00	
118 Sn	115	3	616.100	0.305	ppb	4.16	200.00	
121 Sb	115	3	51.752	0.026	ppb	4.94	25.00	
137 Ba	115	3	18,961.740	9.387	ppb	0.30	500.00	
205 Tl	209	3	401.576	0.199	ppb	3.07	200.00	
208 Pb	209	3	103,262.400	51.120	ppb	0.31	500.00	
232 Th	209	3	3,545.100	1.755	ppb	0.67	200.00	
238 U	209	3	1,832.948	0.907	ppb	1.18	200.00	

ISTD Elements

Element	Tune	CPS Mean	RSD(%)	Ref Value	Rec(%)	QC Range(%)	Flag
6 Li	3	6291413	0.31	6642480	94.7	30 - 125	
45 Sc	1	5147862	0.15	5092671	101.1	30 - 125	
45 Sc	2	1058893	0.65	1025076	103.3	30 - 125	
45 Sc	3	8620561	0.61	10132127	85.1	30 - 125	
72 Ge	1	1296667	0.61	1247672	103.9	30 - 125	
72 Ge	2	477134	0.41	457859	104.2	30 - 125	
72 Ge	3	1724147	0.74	1938342	88.9	30 - 125	
74 Ge	1	1795310	0.30	1739818	103.2	30 - 125	
74 Ge	2	701817	0.33	676391	103.8	30 - 125	
74 Ge	3	2376173	0.63	2651323	89.6	30 - 125	
115 In	1	5245147	0.40	5135516	102.1	30 - 125	
115 In	2	2305586	0.26	2304636	100.0	30 - 125	
115 In	3	6039900	0.16	6757093	89.4	30 - 125	
159 Tb	3	9350745	0.66	10211683	91.6	30 - 125	
209 Bi	3	12174318	0.22	12646501	96.3	30 - 125	

Tune File# 1 c:\icpchem\1\7500\h2.u
Tune File# 2 c:\icpchem\1\7500\he.u
Tune File# 3 c:\icpchem\1\7500\norm.u

ISTD Ref File : C:\ICPCHEM\1\DATA\wg250918.b\003CALB.D\003CALB.D#

1 :Element Failures 0 :Max. Number of Failures Allowed
0 :ISTD Failures 0 :Max. Number of ISTD Failures Allowed

Sample QC Report

Data File: C:\ICPCHEM\1\DATA\wg250918.b\020SMPL.D\020SMPL.D#
Date Acquired: Aug 30 2008 12:56 pm
Acq. Method: 6020ACZ1.M
Operator:
Sample Name: L70948-12
Misc Info:
Vial Number: 2106
Current Method: C:\ICPCHEM\1\DATA\wg250918.b\6020ACZ1.M
Calibration File: C:\ICPCHEM\1\DATA\wg250918.b\6020ACZ1.C
Last Cal. Update: Aug 30 2008 11:37 am
Sample Type: Sample
Dilution Factor: 520.00
Autodil Factor: Undiluted
Final Dil Factor: 520.00

Data Results:
Analytes: Fail
ISTD: Pass

QC Elements

Element	IS Ref	Tune	Corr Conc	Raw Conc	Units	RSD(%)	High Limit	Flag
9 Be	6	3	663.520	1.276	ppb	2.30	200.00	
11 B	6	3	4,690.920	9.021	ppb	0.89	20.00	
27 Al	72	3	###########	39850.000	ppb	1.29	1000.00	OCAL
51 V	45	2	33,326.800	64.090	ppb	0.97	200.00	
52 Cr	45	2	5,157.880	9.919	ppb	0.57	200.00	
55 Mn	72	3	378,820.000	728.500	ppb	0.95	200.00	OCAL
59 Co	72	3	9,224.800	17.740	ppb	1.44	200.00	
60 Ni	45	2	7,732.400	14.870	ppb	0.96	500.00	
63 Cu	45	2	419,120.000	806.000	ppb	1.10	500.00	OCAL
66 Zn	72	3	###########	2118.000	ppb	0.87	1000.00	OCAL
75 As	45	2	1,669.200	3.210	ppb	1.90	500.00	
78 Se	45	1	117.676	0.226	ppb	5.85	500.00	
98 Mo	115	3	3,683.680	7.084	ppb	1.74	200.00	
107 Ag	115	3	291.044	0.560	ppb	3.02	50.00	
111 Cd	115	3	1,189.240	2.287	ppb	1.54	200.00	
118 Sn	115	3	4,719.520	9.076	ppb	0.70	200.00	
121 Sb	115	3	101.296	0.195	ppb	1.09	25.00	
137 Ba	115	3	146,536.000	281.800	ppb	1.29	500.00	
205 Tl	209	3	215.020	0.414	ppb	0.56	200.00	
208 Pb	209	3	35,874.800	68.990	ppb	0.46	500.00	
232 Th	209	3	29,224.000	56.200	ppb	0.10	200.00	
238 U	209	3	9,432.800	18.140	ppb	0.75	200.00	

ISTD Elements

Element	Tune	CPS Mean	RSD(%)	Ref Value	Rec(%)	QC Range(%)	Flag
6 Li	3	5266466	1.31	6642480	79.3	30 - 125	
45 Sc	1	4814066	1.34	5092671	94.5	30 - 125	
45 Sc	2	990128	0.65	1025076	96.6	30 - 125	
45 Sc	3	8253491	0.63	10132127	81.5	30 - 125	
72 Ge	1	1112284	0.98	1247672	89.1	30 - 125	
72 Ge	2	429446	0.39	457859	93.8	30 - 125	
72 Ge	3	1614682	0.90	1938342	83.3	30 - 125	
74 Ge	1	1553166	1.54	1739818	89.3	30 - 125	
74 Ge	2	625451	0.49	676391	92.5	30 - 125	
74 Ge	3	2193746	0.50	2651323	82.7	30 - 125	
115 In	1	4610538	0.98	5135516	89.8	30 - 125	
115 In	2	2083118	0.84	2304636	90.4	30 - 125	
115 In	3	5637607	0.38	6757093	83.4	30 - 125	
159 Tb	3	8951527	0.33	10211683	87.7	30 - 125	
209 Bi	3	11594398	0.18	12646501	91.7	30 - 125	

Tune File# 1 c:\icpchem\1\7500\h2.u
Tune File# 2 c:\icpchem\1\7500\he.u
Tune File# 3 c:\icpchem\1\7500\norm.u

ISTD Ref File : C:\ICPCHEM\1\DATA\wg250918.b\003CALB.D\003CALB.D#

4 :Element Failures 0 :Max. Number of Failures Allowed
0 :ISTD Failures 0 :Max. Number of ISTD Failures Allowed

Sample QC Report

Data File: C:\ICPCHEM\1\DATA\wg250918.b\021SMPL.D\021SMPL.D#
Date Acquired: Aug 30 2008 01:03 pm
Acq. Method: 6020ACZ1.M
Operator:
Sample Name: L70948-12MS
Misc Info:
Vial Number: 2107
Current Method: C:\ICPCHEM\1\DATA\wg250918.b\6020ACZ1.M
Calibration File: C:\ICPCHEM\1\DATA\wg250918.b\6020ACZ1.C
Last Cal. Update: Aug 30 2008 11:37 am
Sample Type: Sample
Dilution Factor: 520.00
Autodil Factor: Undiluted
Final Dil Factor: 520.00

Data Results:
Analytes: Fail
ISTD: Pass

QC Elements

Element	IS Ref	Tune	Corr Conc	Raw Conc	Units	RSD(%)	High Limit	Flag
9 Be	6	3	24,731.200	47.560	ppb	0.69	200.00	
11 B	6	3	10,322.000	19.850	ppb	0.98	20.00	
27 Al	72	3	###########	38420.000	ppb	1.12	1000.00	OCAL
51 V	45	2	53,248.000	102.400	ppb	1.20	200.00	
52 Cr	45	2	29,588.000	56.900	ppb	1.28	200.00	
55 Mn	72	3	393,484.000	756.700	ppb	1.42	200.00	OCAL
59 Co	72	3	32,297.200	62.110	ppb	1.68	200.00	
60 Ni	45	2	31,491.200	60.560	ppb	1.34	500.00	
63 Cu	45	2	398,580.000	766.500	ppb	0.66	500.00	OCAL
66 Zn	72	3	926,640.000	1782.000	ppb	1.16	1000.00	OCAL
75 As	45	2	27,814.800	53.490	ppb	1.18	500.00	
78 Se	45	1	12,745.200	24.510	ppb	2.73	500.00	
98 Mo	115	3	25,812.800	49.640	ppb	1.27	200.00	
107 Ag	115	3	5,621.200	10.810	ppb	0.79	50.00	
111 Cd	115	3	27,206.400	52.320	ppb	1.51	200.00	
118 Sn	115	3	18,371.600	35.330	ppb	0.51	200.00	
121 Sb	115	3	1,863.160	3.583	ppb	1.31	25.00	
137 Ba	115	3	121,940.000	234.500	ppb	0.80	500.00	
205 Tl	209	3	24,627.200	47.360	ppb	0.17	200.00	
208 Pb	209	3	63,336.000	121.800	ppb	0.49	500.00	
232 Th	209	3	41,917.200	80.610	ppb	0.17	200.00	
238 U	209	3	22,708.400	43.670	ppb	0.42	200.00	

ISTD Elements

Element	Tune	CPS Mean	RSD(%)	Ref Value	Rec(%)	QC Range(%)	Flag
6 Li	3	4879211	0.84	6642480	73.5	30 - 125	
45 Sc	1	4830063	0.32	5092671	94.8	30 - 125	
45 Sc	2	980533	0.85	1025076	95.7	30 - 125	
45 Sc	3	8306711	0.49	10132127	82.0	30 - 125	
72 Ge	1	1138502	0.52	1247672	91.3	30 - 125	
72 Ge	2	427468	0.32	457859	93.4	30 - 125	
72 Ge	3	1640649	0.55	1938342	84.6	30 - 125	
74 Ge	1	1593074	0.19	1739818	91.6	30 - 125	
74 Ge	2	625133	0.23	676391	92.4	30 - 125	
74 Ge	3	2234855	0.11	2651323	84.3	30 - 125	
115 In	1	4727970	0.64	5135516	92.1	30 - 125	
115 In	2	2099533	0.57	2304636	91.1	30 - 125	
115 In	3	5745698	0.47	6757093	85.0	30 - 125	
159 Tb	3	9078931	0.11	10211683	88.9	30 - 125	
209 Bi	3	11759965	0.17	12646501	93.0	30 - 125	

Tune File# 1 c:\icpchem\1\7500\h2.u
Tune File# 2 c:\icpchem\1\7500\he.u
Tune File# 3 c:\icpchem\1\7500\norm.u

ISTD Ref File : C:\ICPCHEM\1\DATA\wg250918.b\003CALB.D\003CALB.D#

4 :Element Failures 0 :Max. Number of Failures Allowed
0 :ISTD Failures 0 :Max. Number of ISTD Failures Allowed

Sample QC Report

Data File: C:\ICPCHEM\1\DATA\wg250918.b\022SMPL.D\022SMPL.D#
Date Acquired: Aug 30 2008 01:09 pm
Acq. Method: 6020ACZ1.M
Operator:
Sample Name: L70948-12MSD
Misc Info:
Vial Number: 2108
Current Method: C:\ICPCHEM\1\DATA\wg250918.b\6020ACZ1.M
Calibration File: C:\ICPCHEM\1\DATA\wg250918.b\6020ACZ1.C
Last Cal. Update: Aug 30 2008 11:37 am
Sample Type: Sample
Dilution Factor: 520.00
Autodil Factor: Undiluted
Final Dil Factor: 520.00

Data Results:
Analytes: Fail
ISTD: Pass

QC Elements

Element	IS Ref	Tune	Corr Conc	Raw Conc	Units	RSD(%)	High Limit	Flag
9 Be	6	3	24,559.600	47.230	ppb	0.40	200.00	
11 B	6	3	9,838.400	18.920	ppb	0.84	20.00	
27 Al	72	3	###########	40870.000	ppb	0.63	1000.00	OCAL
51 V	45	2	64,376.000	123.800	ppb	0.98	200.00	
52 Cr	45	2	30,768.400	59.170	ppb	0.87	200.00	
55 Mn	72	3	466,232.000	896.600	ppb	0.02	200.00	OCAL
59 Co	72	3	34,465.600	66.280	ppb	0.09	200.00	
60 Ni	45	2	33,342.400	64.120	ppb	0.89	500.00	
63 Cu	45	2	490,568.000	943.400	ppb	0.30	500.00	OCAL
66 Zn	72	3	###########	2353.000	ppb	0.34	1000.00	OCAL
75 As	45	2	27,435.200	52.760	ppb	0.80	500.00	
78 Se	45	1	12,542.400	24.120	ppb	1.45	500.00	
98 Mo	115	3	27,222.000	52.350	ppb	0.62	200.00	
107 Ag	115	3	5,610.800	10.790	ppb	1.26	50.00	
111 Cd	115	3	27,456.000	52.800	ppb	1.08	200.00	
118 Sn	115	3	18,652.400	35.870	ppb	0.42	200.00	
121 Sb	115	3	1,560.520	3.001	ppb	0.93	25.00	
137 Ba	115	3	175,396.000	337.300	ppb	0.67	500.00	
205 Tl	209	3	24,606.400	47.320	ppb	0.64	200.00	
208 Pb	209	3	53,248.000	102.400	ppb	0.29	500.00	
232 Th	209	3	44,761.600	86.080	ppb	0.80	200.00	
238 U	209	3	23,852.400	45.870	ppb	0.65	200.00	

ISTD Elements

Element	Tune	CPS Mean	RSD(%)	Ref Value	Rec(%)	QC Range(%)	Flag
6 Li	3	4859966	0.45	6642480	73.2	30 - 125	
45 Sc	1	4775109	1.54	5092671	93.8	30 - 125	
45 Sc	2	972441	0.76	1025076	94.9	30 - 125	
45 Sc	3	8260417	0.45	10132127	81.5	30 - 125	
72 Ge	1	1121397	2.03	1247672	89.9	30 - 125	
72 Ge	2	428685	0.51	457859	93.6	30 - 125	
72 Ge	3	1630602	0.51	1938342	84.1	30 - 125	
74 Ge	1	1564477	1.19	1739818	89.9	30 - 125	
74 Ge	2	625377	0.46	676391	92.5	30 - 125	
74 Ge	3	2220944	0.30	2651323	83.8	30 - 125	
115 In	1	4632819	2.18	5135516	90.2	30 - 125	
115 In	2	2064222	1.06	2304636	89.6	30 - 125	
115 In	3	5701158	0.20	6757093	84.4	30 - 125	
159 Tb	3	9040105	0.45	10211683	88.5	30 - 125	
209 Bi	3	11639067	0.47	12646501	92.0	30 - 125	

Tune File# 1 c:\icpchem\1\7500\h2.u
Tune File# 2 c:\icpchem\1\7500\he.u
Tune File# 3 c:\icpchem\1\7500\norm.u

ISTD Ref File : C:\ICPCHEM\1\DATA\wg250918.b\003CALB.D\003CALB.D#

4 :Element Failures 0 :Max. Number of Failures Allowed
0 :ISTD Failures 0 :Max. Number of ISTD Failures Allowed

Continuing Calibration Verification (CCV) QC Report

Data File: C:\ICPCHEM\1\DATA\wg250918.b\023_CCV.D\023_CCV.D#
Date Acquired: Aug 30 2008 01:15 pm
Operator:
Sample Name: CCV
Misc Info:
Vial Number: 1107
Current Method: C:\ICPCHEM\1\DATA\wg250918.b\6020ACZ1.M
Calibration File: C:\ICPCHEM\1\DATA\wg250918.b\6020ACZ1.C
Last Cal Update: Aug 30 2008 11:37 am
Sample Type: CCV
Total Dil Factor: 1.00

Data Results:
Analytes: Fail
ISTD: Pass

QC Elements

Element	IS Ref	Tune	Conc. ppb	RSD(%)	Expected	Rec(%)	QC Range(%)	Flag
9 Be	6	3	40.660	0.99	50.00	81.3	89 - 110	Fail
11 B	6	3	22.390	1.13	20.00	112.0	89 - 110	Fail
27 Al	72	3	106.500	2.09	100.00	106.5	89 - 110	
51 V	45	2	49.450	1.91	50.00	98.9	89 - 110	
52 Cr	45	2	50.790	2.02	50.00	101.6	89 - 110	
55 Mn	72	3	51.540	1.22	50.00	103.1	89 - 110	
59 Co	72	3	50.000	0.90	50.00	100.0	89 - 110	
60 Ni	45	2	50.700	2.15	50.00	101.4	89 - 110	
63 Cu	45	2	52.070	2.08	50.00	104.1	89 - 110	
66 Zn	72	3	53.190	1.87	50.00	106.4	89 - 110	
75 As	45	2	50.670	2.18	50.00	101.3	89 - 110	
78 Se	45	1	52.140	2.99	50.00	104.3	89 - 110	
98 Mo	115	3	19.540	0.68	20.00	97.7	89 - 110	
107 Ag	115	3	20.640	0.84	20.00	103.2	89 - 110	
111 Cd	115	3	48.850	0.62	50.00	97.7	89 - 110	
118 Sn	115	3	50.300	0.90	50.00	100.6	89 - 110	
121 Sb	115	3	20.120	0.36	20.00	100.6	89 - 110	
137 Ba	115	3	52.480	1.72	50.00	105.0	89 - 110	
205 Tl	209	3	54.360	0.30	50.00	108.7	89 - 110	
208 Pb	209	3	51.830	0.79	50.00	103.7	89 - 110	
232 Th	209	3	52.920	0.25	50.00	105.8	89 - 110	
238 U	209	3	51.390	0.73	50.00	102.8	89 - 110	

ISTD Elements

Element	Tune	CPS Mean	RSD(%)	Ref Value	Rec(%)	QC Range(%)	Flag
6 Li	3	5903321	1.16	6642480	88.9	30 - 125	
45 Sc	1	4856231	2.34	5092671	95.4	30 - 125	
45 Sc	2	1033919	1.77	1025076	100.9	30 - 125	
45 Sc	3	8527317	0.48	10132127	84.2	30 - 125	
72 Ge	1	1213609	1.07	1247672	97.3	30 - 125	
72 Ge	2	451513	0.63	457859	98.6	30 - 125	
72 Ge	3	1688210	1.34	1938342	87.1	30 - 125	
74 Ge	1	1701401	0.77	1739818	97.8	30 - 125	
74 Ge	2	666504	0.68	676391	98.5	30 - 125	
74 Ge	3	2327391	0.84	2651323	87.8	30 - 125	
115 In	1	5077736	1.77	5135516	98.9	30 - 125	
115 In	2	2297288	1.47	2304636	99.7	30 - 125	
115 In	3	6193086	0.39	6757093	91.7	30 - 125	
159 Tb	3	9614043	0.48	10211683	94.1	30 - 125	
209 Bi	3	12266262	0.35	12646501	97.0	30 - 125	

Tune File# 1 c:\icpchem\1\7500\h2.u
Tune File# 2 c:\icpchem\1\7500\he.u
Tune File# 3 c:\icpchem\1\7500\norm.u

ISTD Ref File : C:\ICPCHEM\1\DATA\wg250918.b\003CALB.D\003CALB.D#

2 :Element Failures
0 :ISTD Failures
0 :Max. Number of Failures Allowed
0 :Max. Number of ISTD Failures Allowed

Continuing Calibration Blank (CCB) QC Report

Data File: C:\ICPCHEM\1\DATA\wg250918.b\024_CCB.D\024_CCB.D#
Date Acquired: Aug 30 2008 01:21 pm
Operator:
Sample Name: CCB
Misc Info:
Vial Number: 1102
Current Method: C:\ICPCHEM\1\DATA\wg250918.b\6020ACZ1.M
Calibration File: C:\ICPCHEM\1\DATA\wg250918.b\6020ACZ1.C
Last Cal Update: Aug 30 2008 11:37 am
Sample Type: CCB
Total Dil Factor: 1.00

Data Results:
Analytes: Fail
ISTD: Pass

QC Elements

Element	IS Ref	Tune	Conc.	RSD(%)	High Limit	Flag
9 Be	6	3	0.003 ppb	96.81	0.300	
11 B	6	3	0.421 ppb	8.55	1.500	
27 Al	72	3	0.377 ppb	49.70	3.000	
51 V	45	2	0.043 ppb	6.57	0.600	
52 Cr	45	2	-0.127 ppb	1.51	0.300	
55 Mn	72	3	-0.020 ppb	58.33	1.500	
59 Co	72	3	0.004 ppb	63.13	0.150	
60 Ni	45	2	-0.005 ppb	75.78	1.800	
63 Cu	45	2	-0.141 ppb	7.25	1.500	
66 Zn	72	3	0.047 ppb	15.08	6.000	
75 As	45	2	0.043 ppb	33.65	1.500	
78 Se	45	1	0.013 ppb	58.81	3.000	
98 Mo	115	3	0.068 ppb	6.10	1.500	
107 Ag	115	3	0.003 ppb	9.26	0.150	
111 Cd	115	3	0.004 ppb	123.11	0.300	
118 Sn	115	3	0.085 ppb	6.56	0.300	
121 Sb	115	3	0.128 ppb	5.82	1.200	
137 Ba	115	3	0.020 ppb	29.04	0.300	
205 Tl	209	3	0.384 ppb	2.49	0.300	Fail
206 (Pb)	209	3	-0.003 ppb	115.26	0.300	
232 Th	209	3	0.126 ppb	3.81	3.000	
238 U	209	3	0.005 ppb	64.43	0.300	

ISTD Elements

Element	Tune	CPS Mean	RSD(%)	Ref Value	Rec(%)	QC Range(%)	Flag
6 Li	3	6191875	2.22	6642480	93.2	30 - 125	
45 Sc	1	4967749	0.89	5092671	97.5	30 - 125	
45 Sc	2	1055631	0.80	1025076	103.0	30 - 125	
45 Sc	3	8804400	0.36	10132127	86.9	30 - 125	
72 Ge	1	1219656	0.82	1247672	97.8	30 - 125	
72 Ge	2	469899	0.42	457859	102.6	30 - 125	
72 Ge	3	1738611	1.00	1938342	89.7	30 - 125	
74 Ge	1	1705681	0.75	1739818	98.0	30 - 125	
74 Ge	2	694324	0.55	676391	102.7	30 - 125	
74 Ge	3	2397632	0.28	2651323	90.4	30 - 125	
115 In	1	5121634	0.63	5135516	99.7	30 - 125	
115 In	2	2342999	0.73	2304636	101.7	30 - 125	
115 In	3	6342639	1.47	6757093	93.9	30 - 125	
159 Tb	3	9840404	0.73	10211683	96.4	30 - 125	
209 Bi	3	12610625	1.08	12646501	99.7	30 - 125	

Tune File# 1 c:\icpchem\1\7500\h2.u
Tune File# 2 c:\icpchem\1\7500\he.u
Tune File# 3 c:\icpchem\1\7500\norm.u

ISTD Ref File : C:\ICPCHEM\1\DATA\wg250918.b\003CALB.D\003CALB.D#

1 :Element Failures
0 :ISTD Failures
0 :Max. Number of Failures Allowed
0 :Max. Number of ISTD Failures Allowed

Continuing Calibration Blank (CCB) QC Report

Data File: C:\ICPCHEM\1\DATA\wg250918.b\025_CCB.D\025_CCB.D#
Date Acquired: Aug 30 2008 01:27 pm
Operator:
Sample Name: wash
Misc Info:
Vial Number: 1203
Current Method: C:\ICPCHEM\1\DATA\wg250918.b\6020ACZ1.M
Calibration File: C:\ICPCHEM\1\DATA\wg250918.b\6020ACZ1.C
Last Cal Update: Aug 30 2008 11:37 am
Sample Type: CCB
Total Dil Factor: 1.00

Data Results:
Analytes: Pass
ISTD: Pass

QC Elements

Element	IS Ref	Tune	Conc.	RSD(%)	High Limit	Flag
9 Be	6	3	-0.017 ppb	6.54	0.300	
11 B	6	3	-0.074 ppb	11.44	1.500	
27 Al	72	3	0.015 ppb	137.80	3.000	
51 V	45	2	0.013 ppb	41.88	0.600	
52 Cr	45	2	-0.172 ppb	1.11	0.300	
55 Mn	72	3	-0.057 ppb	9.79	1.500	
59 Co	72	3	-0.019 ppb	14.22	0.150	
60 Ni	45	2	-0.054 ppb	5.40	1.800	
63 Cu	45	2	-0.210 ppb	2.14	1.500	
66 Zn	72	3	-0.462 ppb	3.33	6.000	
75 As	45	2	-0.006 ppb	92.77	1.500	
78 Se	45	1	-0.048 ppb	9.58	3.000	
98 Mo	115	3	0.016 ppb	16.09	1.500	
107 Ag	115	3	-0.005 ppb	17.00	0.150	
111 Cd	115	3	-0.017 ppb	24.04	0.300	
118 Sn	115	3	0.062 ppb	19.29	0.300	
121 Sb	115	3	0.028 ppb	11.44	1.200	
137 Ba	115	3	-0.039 ppb	5.95	0.300	
205 Tl	209	3	0.215 ppb	1.96	0.300	
206 (Pb)	209	3	-0.036 ppb	31.07	0.300	
232 Th	209	3	0.023 ppb	14.56	3.000	
238 U	209	3	-0.019 ppb	0.94	0.300	

ISTD Elements

Element	Tune	CPS Mean	RSD(%)	Ref Value	Rec(%)	QC Range(%)	Flag
6 Li	3	6446996	4.88	6642480	97.1	30 - 125	
45 Sc	1	5231186	0.42	5092671	102.7	30 - 125	
45 Sc	2	1088136	0.24	1025076	106.2	30 - 125	
45 Sc	3	8799600	4.35	10132127	86.8	30 - 125	
72 Ge	1	1275975	0.59	1247672	102.3	30 - 125	
72 Ge	2	484410	0.39	457859	105.8	30 - 125	
72 Ge	3	1723973	4.54	1938342	88.9	30 - 125	
74 Ge	1	1782450	0.25	1739818	102.5	30 - 125	
74 Ge	2	714437	0.31	676391	105.6	30 - 125	
74 Ge	3	2367959	4.30	2651323	89.3	30 - 125	
115 In	1	5397322	0.71	5135516	105.1	30 - 125	
115 In	2	2423189	0.31	2304636	105.1	30 - 125	
115 In	3	6435132	4.94	6757093	95.2	30 - 125	
159 Tb	3	9926588	5.43	10211683	97.2	30 - 125	
209 Bi	3	12628736	5.34	12646501	99.9	30 - 125	

Tune File# 1 c:\icpchem\1\7500\h2.u
Tune File# 2 c:\icpchem\1\7500\he.u
Tune File# 3 c:\icpchem\1\7500\norm.u

ISTD Ref File : C:\ICPCHEM\1\DATA\wg250918.b\003CALB.D\003CALB.D#

0 :Element Failures
0 :ISTD Failures

0 :Max. Number of Failures Allowed
0 :Max. Number of ISTD Failures Allowed

Sample QC Report

Data File: C:\ICPCHEM\1\DATA\wg250918.b\026SMPL.D\026SMPL.D#
Date Acquired: Aug 30 2008 01:34 pm
Acq. Method: 6020ACZ1.M
Operator:
Sample Name: WG250425PBS
Misc Info:
Vial Number: 2109
Current Method: C:\ICPCHEM\1\DATA\wg250918.b\6020ACZ1.M
Calibration File: C:\ICPCHEM\1\DATA\wg250918.b\6020ACZ1.C
Last Cal. Update: Aug 30 2008 11:37 am
Sample Type: Sample
Dilution Factor: 500.00
Autodil Factor: Undiluted
Final Dil Factor: 500.00

Data Results:

Analytes: Pass
ISTD: Pass

QC Elements

Element	IS Ref	Tune	Corr Conc	Raw Conc	Units	RSD(%)	High Limit	Flag
9 Be	6	3	-7.370	-0.015	ppb	14.04	200.00	
11 B	6	3	81.150	0.162	ppb	15.53	20.00	
27 Al	72	3	1,344.500	2.689	ppb	1.08	1000.00	
51 V	45	2	438.400	0.877	ppb	1.29	200.00	
52 Cr	45	2	-50.800	-0.102	ppb	10.06	200.00	
55 Mn	72	3	16.365	0.033	ppb	4.36	200.00	
59 Co	72	3	-11.585	-0.023	ppb	5.87	200.00	
60 Ni	45	2	26.645	0.053	ppb	13.33	500.00	
63 Cu	45	2	-20.830	-0.042	ppb	20.51	500.00	
66 Zn	72	3	1,736.000	3.472	ppb	0.94	1000.00	
75 As	45	2	86.450	0.173	ppb	11.02	500.00	
78 Se	45	1	-14.565	-0.029	ppb	15.36	500.00	
98 Mo	115	3	32.230	0.064	ppb	15.30	200.00	
107 Ag	115	3	7.465	0.015	ppb	27.72	50.00	
111 Cd	115	3	-7.915	-0.016	ppb	21.91	200.00	
118 Sn	115	3	4,283.000	8.566	ppb	0.66	200.00	
121 Sb	115	3	37.115	0.074	ppb	1.47	25.00	
137 Ba	115	3	29.555	0.059	ppb	22.57	500.00	
205 Tl	209	3	38.995	0.078	ppb	4.74	200.00	
208 Pb	209	3	-96.900	-0.194	ppb	1.57	500.00	
232 Th	209	3	2.723	0.005	ppb	12.11	200.00	
238 U	209	3	-8.875	-0.018	ppb	4.62	200.00	

ISTD Elements

Element	Tune	CPS Mean	RSD(%)	Ref Value	Rec(%)	QC Range(%)	Flag
6 Li	3	5675411	1.50	6642480	85.4	30 - 125	
45 Sc	1	5010463	1.43	5092671	98.4	30 - 125	
45 Sc	2	1053296	0.71	1025076	102.8	30 - 125	
45 Sc	3	8687725	0.19	10132127	85.7	30 - 125	
72 Ge	1	1220309	0.62	1247672	97.8	30 - 125	
72 Ge	2	472539	0.12	457859	103.2	30 - 125	
72 Ge	3	1732709	0.31	1938342	89.4	30 - 125	
74 Ge	1	1707594	0.99	1739818	98.1	30 - 125	
74 Ge	2	699456	0.25	676391	103.4	30 - 125	
74 Ge	3	2372976	0.79	2651323	89.5	30 - 125	
115 In	1	5118787	1.31	5135516	99.7	30 - 125	
115 In	2	2344981	0.31	2304636	101.8	30 - 125	
115 In	3	6366953	0.15	6757093	94.2	30 - 125	
159 Tb	3	9924411	0.67	10211683	97.2	30 - 125	
209 Bi	3	12830894	0.28	12646501	101.5	30 - 125	

Tune File# 1 c:\icpchem\1\7500\h2.u
Tune File# 2 c:\icpchem\1\7500\he.u
Tune File# 3 c:\icpchem\1\7500\norm.u

ISTD Ref File : C:\ICPCHEM\1\DATA\wg250918.b\003CALB.D\003CALB.D#

0 :Element Failures 0 :Max. Number of Failures Allowed
0 :ISTD Failures 0 :Max. Number of ISTD Failures Allowed

Sample QC Report

Data File: C:\ICPCHEM\1\DATA\wg250918.b\027SMPL.D\027SMPL.D#
Date Acquired: Aug 30 2008 01:40 pm
Acq. Method: 6020ACZ1.M
Operator:
Sample Name: WG250425LCSS
Misc Info:
Vial Number: 2110
Current Method: C:\ICPCHEM\1\DATA\wg250918.b\6020ACZ1.M
Calibration File: C:\ICPCHEM\1\DATA\wg250918.b\6020ACZ1.C
Last Cal. Update: Aug 30 2008 11:37 am
Sample Type: Sample
Dilution Factor: 5000.00
Autodil Factor: Undiluted
Final Dil Factor: 5000.00

Data Results:

Analytes: Fail
ISTD: Pass

QC Elements

Element	IS Ref	Tune	Corr Conc	Raw Conc	Units	RSD(%)	High Limit	Flag
9 Be	6	3	129,600.000	25.920	ppb	0.78	200.00	
11 B	6	3	123,950.000	24.790	ppb	1.23	20.00	OCAL
27 Al	72	3	###########	2619.000	ppb	1.02	1000.00	OCAL
51 V	45	2	100,250.000	20.050	ppb	0.49	200.00	
52 Cr	45	2	128,350.000	25.670	ppb	0.41	200.00	
55 Mn	72	3	422,150.000	84.430	ppb	0.65	200.00	
59 Co	72	3	114,550.000	22.910	ppb	1.26	200.00	
60 Ni	45	2	178,750.000	35.750	ppb	0.61	500.00	
63 Cu	45	2	68,700.000	13.740	ppb	0.22	500.00	
66 Zn	72	3	406,250.000	81.250	ppb	1.02	1000.00	
75 As	45	2	247,800.000	49.560	ppb	0.80	500.00	
78 Se	45	1	165,950.000	33.190	ppb	0.67	500.00	
98 Mo	115	3	107,800.000	21.560	ppb	1.63	200.00	
107 Ag	115	3	35,895.000	7.179	ppb	2.82	50.00	
111 Cd	115	3	68,050.000	13.610	ppb	1.85	200.00	
118 Sn	115	3	162,150.000	32.430	ppb	1.85	200.00	
121 Sb	115	3	75,600.000	15.120	ppb	1.65	25.00	
137 Ba	115	3	573,500.000	114.700	ppb	1.88	500.00	
205 Tl	209	3	174,850.000	34.970	ppb	0.79	200.00	
208 Pb	209	3	216,800.000	43.360	ppb	1.45	500.00	
232 Th	209	3	11,020.000	2.204	ppb	1.28	200.00	
238 U	209	3	1,924.000	0.385	ppb	1.53	200.00	

ISTD Elements

Element	Tune	CPS Mean	RSD(%)	Ref Value	Rec(%)	QC Range(%)	Flag
6 Li	3	6857922	0.80	6642480	103.2	30 - 125	
45 Sc	1	5456960	0.42	5092671	107.2	30 - 125	
45 Sc	2	1157785	0.27	1025076	112.9	30 - 125	
45 Sc	3	9470167	0.64	10132127	93.5	30 - 125	
72 Ge	1	1354905	1.00	1247672	108.6	30 - 125	
72 Ge	2	514641	0.36	457859	112.4	30 - 125	
72 Ge	3	1873215	0.50	1938342	96.6	30 - 125	
74 Ge	1	1877013	0.43	1739818	107.9	30 - 125	
74 Ge	2	754573	0.62	676391	111.6	30 - 125	
74 Ge	3	2561749	0.49	2651323	96.6	30 - 125	
115 In	1	5560490	0.46	5135516	108.3	30 - 125	
115 In	2	2523999	0.63	2304636	109.5	30 - 125	
115 In	3	6676412	0.32	6757093	98.8	30 - 125	
159 Tb	3	10343111	0.48	10211683	101.3	30 - 125	
209 Bi	3	13360819	0.29	12646501	105.6	30 - 125	

Tune File# 1 c:\icpchem\1\7500\h2.u
Tune File# 2 c:\icpchem\1\7500\he.u
Tune File# 3 c:\icpchem\1\7500\norm.u

ISTD Ref File : C:\ICPCHEM\1\DATA\wg250918.b\003CALB.D\003CALB.D#

2 :Element Failures 0 :Max. Number of Failures Allowed
0 :ISTD Failures 0 :Max. Number of ISTD Failures Allowed

Sample QC Report

Data File: C:\ICPCHEM\1\DATA\wg250918.b\028SMPL.D\028SMPL.D#
Date Acquired: Aug 30 2008 01:46 pm
Acq. Method: 6020ACZ1.M
Operator:
Sample Name: WG250425LCSSD
Misc Info:
Vial Number: 2111
Current Method: C:\ICPCHEM\1\DATA\wg250918.b\6020ACZ1.M
Calibration File: C:\ICPCHEM\1\DATA\wg250918.b\6020ACZ1.C
Last Cal. Update: Aug 30 2008 11:37 am
Sample Type: Sample
Dilution Factor: 5000.00
Autodil Factor: Undiluted
Final Dil Factor: 5000.00

Data Results:

Analytes: Fail
ISTD: Pass

QC Elements

Element	IS Ref	Tune	Corr Conc	Raw Conc	Units	RSD(%)	High Limit	Flag
9 Be	6	3	134,600.000	26.920	ppb	0.57	200.00	
11 B	6	3	130,150.000	26.030	ppb	0.67	20.00	OCAL
27 Al	72	3	###########	2630.000	ppb	0.08	1000.00	OCAL
51 V	45	2	102,150.000	20.430	ppb	1.01	200.00	
52 Cr	45	2	130,150.000	26.030	ppb	0.88	200.00	
55 Mn	72	3	373,700.000	74.740	ppb	0.84	200.00	
59 Co	72	3	116,050.000	23.210	ppb	0.15	200.00	
60 Ni	45	2	185,200.000	37.040	ppb	0.78	500.00	
63 Cu	45	2	71,400.000	14.280	ppb	0.92	500.00	
66 Zn	72	3	413,350.000	82.670	ppb	0.34	1000.00	
75 As	45	2	254,750.000	50.950	ppb	0.43	500.00	
78 Se	45	1	170,100.000	34.020	ppb	0.72	500.00	
98 Mo	115	3	108,000.000	21.600	ppb	0.68	200.00	
107 Ag	115	3	36,205.000	7.241	ppb	0.49	50.00	
111 Cd	115	3	69,650.000	13.930	ppb	0.19	200.00	
118 Sn	115	3	166,400.000	33.280	ppb	0.57	200.00	
121 Sb	115	3	80,900.000	16.180	ppb	0.52	25.00	
137 Ba	115	3	577,000.000	115.400	ppb	0.55	500.00	
205 Tl	209	3	172,850.000	34.570	ppb	0.65	200.00	
208 Pb	209	3	216,600.000	43.320	ppb	0.64	500.00	
232 Th	209	3	9,735.000	1.947	ppb	1.06	200.00	
238 U	209	3	1,887.500	0.378	ppb	0.73	200.00	

ISTD Elements

Element	Tune	CPS Mean	RSD(%)	Ref Value	Rec(%)	QC Range(%)	Flag
6 Li	3	6698019	1.02	6642480	100.8	30 - 125	
45 Sc	1	5762806	0.63	5092671	113.2	30 - 125	
45 Sc	2	1176773	0.52	1025076	114.8	30 - 125	
45 Sc	3	9128636	0.69	10132127	90.1	30 - 125	
72 Ge	1	1404505	0.76	1247672	112.6	30 - 125	
72 Ge	2	515687	0.92	457859	112.6	30 - 125	
72 Ge	3	1804518	0.99	1938342	93.1	30 - 125	
74 Ge	1	1939464	0.95	1739818	111.5	30 - 125	
74 Ge	2	759783	0.96	676391	112.3	30 - 125	
74 Ge	3	2471276	1.21	2651323	93.2	30 - 125	
115 In	1	5828217	0.74	5135516	113.5	30 - 125	
115 In	2	2593008	0.70	2304636	112.5	30 - 125	
115 In	3	6489728	0.59	6757093	96.0	30 - 125	
159 Tb	3	10070586	0.37	10211683	98.6	30 - 125	
209 Bi	3	12996589	0.25	12646501	102.8	30 - 125	

Tune File# 1 c:\icpchem\1\7500\h2.u
Tune File# 2 c:\icpchem\1\7500\he.u
Tune File# 3 c:\icpchem\1\7500\norm.u

ISTD Ref File : C:\ICPCHEM\1\DATA\wg250918.b\003CALB.D\003CALB.D#

2 :Element Failures 0 :Max. Number of Failures Allowed
0 :ISTD Failures 0 :Max. Number of ISTD Failures Allowed

Sample QC Report

Data File: C:\ICPCHEM\1\DATA\wg250918.b\029SMPL.D\029SMPL.D#
Date Acquired: Aug 30 2008 01:53 pm
Acq. Method: 6020ACZ1.M
Operator:
Sample Name: L71041-02
Misc Info:
Vial Number: 2112
Current Method: C:\ICPCHEM\1\DATA\wg250918.b\6020ACZ1.M
Calibration File: C:\ICPCHEM\1\DATA\wg250918.b\6020ACZ1.C
Last Cal. Update: Aug 30 2008 11:37 am
Sample Type: Sample
Dilution Factor: 500.00
Autodil Factor: Undiluted
Final Dil Factor: 500.00

Data Results:
Analytes: Fail
ISTD: Pass

QC Elements

Element	IS Ref	Tune	Corr Conc	Raw Conc	Units	RSD(%)	High Limit	Flag
9 Be	6	3	355.050	0.710	ppb	0.84	200.00	
11 B	6	3	2,108.000	4.216	ppb	2.76	20.00	
27 Al	72	3	###########	19090.000	ppb	0.63	1000.00	OCAL
51 V	45	2	39,590.000	79.180	ppb	0.49	200.00	
52 Cr	45	2	4,600.000	9.200	ppb	0.90	200.00	
55 Mn	72	3	382,300.000	764.600	ppb	0.12	200.00	OCAL
59 Co	72	3	10,055.000	20.110	ppb	0.43	200.00	
60 Ni	45	2	7,780.000	15.560	ppb	0.97	500.00	
63 Cu	45	2	877,000.000	1754.000	ppb	0.13	500.00	OCAL
66 Zn	72	3	63,100.000	126.200	ppb	0.45	1000.00	
75 As	45	2	1,219.000	2.438	ppb	1.08	500.00	
78 Se	45	1	72.050	0.144	ppb	1.95	500.00	
98 Mo	115	3	3,672.000	7.344	ppb	1.04	200.00	
107 Ag	115	3	40.105	0.080	ppb	4.33	50.00	
111 Cd	115	3	142.600	0.285	ppb	5.15	200.00	
118 Sn	115	3	4,184.500	8.369	ppb	0.39	200.00	
121 Sb	115	3	65.500	0.131	ppb	3.24	25.00	
137 Ba	115	3	124,500.000	249.000	ppb	0.54	500.00	
205 Tl	209	3	443.400	0.887	ppb	2.84	200.00	
208 Pb	209	3	3,527.500	7.055	ppb	1.00	500.00	
232 Th	209	3	15,740.000	31.480	ppb	0.57	200.00	
238 U	209	3	3,454.500	6.909	ppb	0.56	200.00	

ISTD Elements

Element	Tune	CPS Mean	RSD(%)	Ref Value	Rec(%)	QC Range(%)	Flag
6 Li	3	5029012	0.92	6642480	75.7	30 - 125	
45 Sc	1	4950991	0.78	5092671	97.2	30 - 125	
45 Sc	2	1037308	0.54	1025076	101.2	30 - 125	
45 Sc	3	8554086	0.63	10132127	84.4	30 - 125	
72 Ge	1	1156152	0.23	1247672	92.7	30 - 125	
72 Ge	2	452994	0.45	457859	98.9	30 - 125	
72 Ge	3	1689781	0.71	1938342	87.2	30 - 125	
74 Ge	1	1611607	0.27	1739818	92.6	30 - 125	
74 Ge	2	662611	0.31	676391	98.0	30 - 125	
74 Ge	3	2307044	0.81	2651323	87.0	30 - 125	
115 In	1	4781185	0.58	5135516	93.1	30 - 125	
115 In	2	2183253	1.17	2304636	94.7	30 - 125	
115 In	3	5910618	0.47	6757093	87.5	30 - 125	
159 Tb	3	9348067	0.16	10211683	91.5	30 - 125	
209 Bi	3	11646610	0.33	12646501	92.1	30 - 125	

Tune File# 1 c:\icpchem\1\7500\h2.u
Tune File# 2 c:\icpchem\1\7500\he.u
Tune File# 3 c:\icpchem\1\7500\norm.u

ISTD Ref File : C:\ICPCHEM\1\DATA\wg250918.b\003CALB.D\003CALB.D#

3 :Element Failures 0 :Max. Number of Failures Allowed
0 :ISTD Failures 0 :Max. Number of ISTD Failures Allowed

Sample QC Report

Data File: C:\ICPCHEM\1\DATA\wg250918.b\030SMPL.D\030SMPL.D#
Date Acquired: Aug 30 2008 01:59 pm
Acq. Method: 6020ACZ1.M
Operator:
Sample Name: L71041-02SDL
Misc Info:
Vial Number: 2201
Current Method: C:\ICPCHEM\1\DATA\wg250918.b\6020ACZ1.M
Calibration File: C:\ICPCHEM\1\DATA\wg250918.b\6020ACZ1.C
Last Cal. Update: Aug 30 2008 11:37 am
Sample Type: Sample
Dilution Factor: 1.00
Autodil Factor: Undiluted
Final Dil Factor: 1.00

Data Results:
Analytes: Fail
ISTD: Pass

QC Elements

Element	IS Ref	Tune	Corr Conc	Raw Conc	Units	RSD(%)	High Limit	Flag
9 Be	6	3	0.117	0.117	ppb	3.12	200.00	
11 B	6	3	0.821	0.821	ppb	5.70	20.00	
27 Al	72	3	3,932.000	3932.000	ppb	0.77	1000.00	OCAL
51 V	45	2	15.660	15.660	ppb	0.92	200.00	
52 Cr	45	2	1.718	1.718	ppb	0.95	200.00	
55 Mn	72	3	155.900	155.900	ppb	0.86	200.00	
59 Co	72	3	4.114	4.114	ppb	0.62	200.00	
60 Ni	45	2	3.148	3.148	ppb	0.97	500.00	
63 Cu	45	2	364.400	364.400	ppb	0.38	500.00	
66 Zn	72	3	30.870	30.870	ppb	0.36	1000.00	
75 As	45	2	0.485	0.485	ppb	4.60	500.00	
78 Se	45	1	-0.014	-0.014	ppb	10.99	500.00	
98 Mo	115	3	1.474	1.474	ppb	1.27	200.00	
107 Ag	115	3	0.012	0.012	ppb	11.01	50.00	
111 Cd	115	3	0.041	0.041	ppb	30.07	200.00	
118 Sn	115	3	1.263	1.263	ppb	1.46	200.00	
121 Sb	115	3	0.022	0.022	ppb	11.28	25.00	
137 Ba	115	3	51.560	51.560	ppb	0.53	500.00	
205 Tl	209	3	0.243	0.243	ppb	1.70	200.00	
208 Pb	209	3	1.332	1.332	ppb	0.29	500.00	
232 Th	209	3	6.047	6.047	ppb	0.18	200.00	
238 U	209	3	1.303	1.303	ppb	0.87	200.00	

ISTD Elements

Element	Tune	CPS Mean	RSD(%)	Ref Value	Rec(%)	QC Range(%)	Flag
6 Li	3	5753970	1.99	6642480	86.6	30 - 125	
45 Sc	1	5144491	0.90	5092671	101.0	30 - 125	
45 Sc	2	1073765	0.79	1025076	104.7	30 - 125	
45 Sc	3	8888267	0.54	10132127	87.7	30 - 125	
72 Ge	1	1278257	0.32	1247672	102.5	30 - 125	
72 Ge	2	478328	0.23	457859	104.5	30 - 125	
72 Ge	3	1763713	0.31	1938342	91.0	30 - 125	
74 Ge	1	1776545	0.38	1739818	102.1	30 - 125	
74 Ge	2	703167	0.24	676391	104.0	30 - 125	
74 Ge	3	2428410	0.63	2651323	91.6	30 - 125	
115 In	1	5198171	1.04	5135516	101.2	30 - 125	
115 In	2	2317549	1.08	2304636	100.6	30 - 125	
115 In	3	6165561	1.01	6757093	91.2	30 - 125	
159 Tb	3	9576081	0.34	10211683	93.8	30 - 125	
209 Bi	3	12363523	0.54	12646501	97.8	30 - 125	

Tune File# 1 c:\icpchem\1\7500\h2.u
Tune File# 2 c:\icpchem\1\7500\he.u
Tune File# 3 c:\icpchem\1\7500\norm.u

ISTD Ref File : C:\ICPCHEM\1\DATA\wg250918.b\003CALB.D\003CALB.D#

1 :Element Failures 0 :Max. Number of Failures Allowed
0 :ISTD Failures 0 :Max. Number of ISTD Failures Allowed

Sample QC Report

Data File: C:\ICPCHEM\1\DATA\wg250918.b\031SMPL.D\031SMPL.D#
Date Acquired: Aug 30 2008 02:05 pm
Acq. Method: 6020ACZ1.M
Operator:
Sample Name: L71041-02MS
Misc Info:
Vial Number: 2202
Current Method: C:\ICPCHEM\1\DATA\wg250918.b\6020ACZ1.M
Calibration File: C:\ICPCHEM\1\DATA\wg250918.b\6020ACZ1.C
Last Cal. Update: Aug 30 2008 11:37 am
Sample Type: Sample
Dilution Factor: 500.00
Autodil Factor: Undiluted
Final Dil Factor: 500.00

Data Results:
Analytes: Fail
ISTD: Pass

QC Elements

Element	IS Ref	Tune	Corr Conc	Raw Conc	Units	RSD(%)	High Limit	Flag
9 Be	6	3	23,120.000	46.240	ppb	0.83	200.00	
11 B	6	3	7,765.000	15.530	ppb	0.76	20.00	
27 Al	72	3	###########	17230.000	ppb	0.15	1000.00	OCAL
51 V	45	2	61,400.000	122.800	ppb	2.17	200.00	
52 Cr	45	2	29,330.000	58.660	ppb	2.35	200.00	
55 Mn	72	3	353,650.000	707.300	ppb	0.17	200.00	OCAL
59 Co	72	3	32,130.000	64.260	ppb	0.48	200.00	
60 Ni	45	2	32,155.000	64.310	ppb	2.36	500.00	
63 Cu	45	2	829,500.000	1659.000	ppb	1.94	500.00	OCAL
66 Zn	72	3	81,400.000	162.800	ppb	0.41	1000.00	
75 As	45	2	27,220.000	54.440	ppb	1.78	500.00	
78 Se	45	1	13,390.000	26.780	ppb	1.80	500.00	
98 Mo	115	3	24,955.000	49.910	ppb	0.81	200.00	
107 Ag	115	3	5,110.000	10.220	ppb	1.22	50.00	
111 Cd	115	3	25,045.000	50.090	ppb	0.85	200.00	
118 Sn	115	3	15,985.000	31.970	ppb	1.00	200.00	
121 Sb	115	3	1,873.500	3.747	ppb	1.47	25.00	
137 Ba	115	3	145,300.000	290.600	ppb	1.03	500.00	
205 Tl	209	3	24,760.000	49.520	ppb	0.54	200.00	
208 Pb	209	3	27,735.000	55.470	ppb	0.75	500.00	
232 Th	209	3	26,015.000	52.030	ppb	0.82	200.00	
238 U	209	3	16,200.000	32.400	ppb	0.60	200.00	

ISTD Elements

Element	Tune	CPS Mean	RSD(%)	Ref Value	Rec(%)	QC Range(%)	Flag
6 Li	3	5046717	0.90	6642480	76.0	30 - 125	
45 Sc	1	4921291	1.39	5092671	96.6	30 - 125	
45 Sc	2	1009490	1.22	1025076	98.5	30 - 125	
45 Sc	3	8508889	0.57	10132127	84.0	30 - 125	
72 Ge	1	1149806	1.87	1247672	92.2	30 - 125	
72 Ge	2	438896	0.25	457859	95.9	30 - 125	
72 Ge	3	1668879	0.54	1938342	86.1	30 - 125	
74 Ge	1	1600778	1.48	1739818	92.0	30 - 125	
74 Ge	2	641839	0.49	676391	94.9	30 - 125	
74 Ge	3	2261442	0.38	2651323	85.3	30 - 125	
115 In	1	4783545	1.32	5135516	93.1	30 - 125	
115 In	2	2163747	0.77	2304636	93.9	30 - 125	
115 In	3	5865897	0.69	6757093	86.8	30 - 125	
159 Tb	3	9298590	0.65	10211683	91.1	30 - 125	
209 Bi	3	11650981	0.20	12646501	92.1	30 - 125	

Tune File# 1 c:\icpchem\1\7500\h2.u
Tune File# 2 c:\icpchem\1\7500\he.u
Tune File# 3 c:\icpchem\1\7500\norm.u

ISTD Ref File : C:\ICPCHEM\1\DATA\wg250918.b\003CALB.D\003CALB.D#

3 :Element Failures 0 :Max. Number of Failures Allowed
0 :ISTD Failures 0 :Max. Number of ISTD Failures Allowed

Sample QC Report

Data File: C:\ICPCHEM\1\DATA\wg250918.b\032SMPL.D\032SMPL.D#
Date Acquired: Aug 30 2008 02:11 pm
Acq. Method: 6020ACZ1.M
Operator:
Sample Name: L71041-02MSD
Misc Info:
Vial Number: 2203
Current Method: C:\ICPCHEM\1\DATA\wg250918.b\6020ACZ1.M
Calibration File: C:\ICPCHEM\1\DATA\wg250918.b\6020ACZ1.C
Last Cal. Update: Aug 30 2008 11:37 am
Sample Type: Sample
Dilution Factor: 500.00
Autodil Factor: Undiluted
Final Dil Factor: 500.00

Data Results:
Analytes: Fail
ISTD: Pass

QC Elements

Element	IS Ref	Tune	Corr Conc	Raw Conc	Units	RSD(%)	High Limit	Flag
9 Be	6	3	24,315.000	48.630	ppb	1.51	200.00	
11 B	6	3	8,140.000	16.280	ppb	1.80	20.00	
27 Al	72	3	###########	21940.000	ppb	1.19	1000.00	OCAL
51 V	45	2	69,200.000	138.400	ppb	0.72	200.00	
52 Cr	45	2	29,825.000	59.650	ppb	0.80	200.00	
55 Mn	72	3	491,650.000	983.300	ppb	0.57	200.00	OCAL
59 Co	72	3	36,450.000	72.900	ppb	1.24	200.00	
60 Ni	45	2	35,115.000	70.230	ppb	1.01	500.00	
63 Cu	45	2	###########	2102.000	ppb	0.36	500.00	OCAL
66 Zn	72	3	100,050.000	200.100	ppb	1.27	1000.00	
75 As	45	2	27,320.000	54.640	ppb	0.58	500.00	
78 Se	45	1	12,815.000	25.630	ppb	1.35	500.00	
98 Mo	115	3	26,420.000	52.840	ppb	0.35	200.00	
107 Ag	115	3	5,270.000	10.540	ppb	0.87	50.00	
111 Cd	115	3	26,085.000	52.170	ppb	0.49	200.00	
118 Sn	115	3	16,570.000	33.140	ppb	0.45	200.00	
121 Sb	115	3	1,837.500	3.675	ppb	1.76	25.00	
137 Ba	115	3	196,100.000	392.200	ppb	0.37	500.00	
205 Tl	209	3	25,830.000	51.660	ppb	0.39	200.00	
208 Pb	209	3	28,645.000	57.290	ppb	0.05	500.00	
232 Th	209	3	32,505.000	65.010	ppb	0.36	200.00	
238 U	209	3	16,975.000	33.950	ppb	0.28	200.00	

ISTD Elements

Element	Tune	CPS Mean	RSD(%)	Ref Value	Rec(%)	QC Range(%)	Flag
6 Li	3	4985693	0.69	6642480	75.1	30 - 125	
45 Sc	1	4912456	0.21	5092671	96.5	30 - 125	
45 Sc	2	1017514	0.51	1025076	99.3	30 - 125	
45 Sc	3	8605010	0.42	10132127	84.9	30 - 125	
72 Ge	1	1158209	0.12	1247672	92.8	30 - 125	
72 Ge	2	441409	0.48	457859	96.4	30 - 125	
72 Ge	3	1673974	0.61	1938342	86.4	30 - 125	
74 Ge	1	1621091	0.36	1739818	93.2	30 - 125	
74 Ge	2	644148	0.49	676391	95.2	30 - 125	
74 Ge	3	2274828	0.56	2651323	85.8	30 - 125	
115 In	1	4776294	0.18	5135516	93.0	30 - 125	
115 In	2	2156889	0.21	2304636	93.6	30 - 125	
115 In	3	5861154	0.20	6757093	86.7	30 - 125	
159 Tb	3	9320647	0.55	10211683	91.3	30 - 125	
209 Bi	3	11598093	0.43	12646501	91.7	30 - 125	

Tune File# 1 c:\icpchem\1\7500\h2.u
Tune File# 2 c:\icpchem\1\7500\he.u
Tune File# 3 c:\icpchem\1\7500\norm.u

ISTD Ref File : C:\ICPCHEM\1\DATA\wg250918.b\003CALB.D\003CALB.D#

3 :Element Failures 0 :Max. Number of Failures Allowed
0 :ISTD Failures 0 :Max. Number of ISTD Failures Allowed

Sample QC Report

Data File: C:\ICPCHEM\1\DATA\wg250918.b\033SMPL.D\033SMPL.D#
Date Acquired: Aug 30 2008 02:17 pm
Acq. Method: 6020ACZ1.M
Operator:
Sample Name: L71041-04
Misc Info:
Vial Number: 2204
Current Method: C:\ICPCHEM\1\DATA\wg250918.b\6020ACZ1.M
Calibration File: C:\ICPCHEM\1\DATA\wg250918.b\6020ACZ1.C
Last Cal. Update: Aug 30 2008 11:37 am
Sample Type: Sample
Dilution Factor: 505.00
Autodil Factor: Undiluted
Final Dil Factor: 505.00

Data Results:
Analytes: Fail
ISTD: Pass

QC Elements

Element	IS Ref	Tune	Corr Conc	Raw Conc	Units	RSD(%)	High Limit	Flag
9 Be	6	3	137.663	0.273	ppb	3.31	200.00	
11 B	6	3	1,322.595	2.619	ppb	3.50	20.00	
27 Al	72	3	###########	16070.000	ppb	1.81	1000.00	OCAL
51 V	45	2	30,835.300	61.060	ppb	2.75	200.00	
52 Cr	45	2	4,057.170	8.034	ppb	3.03	200.00	
55 Mn	72	3	215,029.000	425.800	ppb	1.47	200.00	OCAL
59 Co	72	3	4,666.200	9.240	ppb	1.66	200.00	
60 Ni	45	2	5,817.600	11.520	ppb	3.80	500.00	
63 Cu	45	2	156,651.000	310.200	ppb	2.72	500.00	
66 Zn	72	3	57,974.000	114.800	ppb	1.45	1000.00	
75 As	45	2	1,181.195	2.339	ppb	4.22	500.00	
78 Se	45	1	69.539	0.138	ppb	5.57	500.00	
98 Mo	115	3	874.660	1.732	ppb	0.42	200.00	
107 Ag	115	3	32.694	0.065	ppb	7.12	50.00	
111 Cd	115	3	149.026	0.295	ppb	0.80	200.00	
118 Sn	115	3	4,431.375	8.775	ppb	2.95	200.00	
121 Sb	115	3	65.701	0.130	ppb	5.60	25.00	
137 Ba	115	3	101,050.500	200.100	ppb	1.18	500.00	
205 Tl	209	3	583.275	1.155	ppb	4.90	200.00	
208 Pb	209	3	2,859.310	5.662	ppb	2.44	500.00	
232 Th	209	3	22,007.900	43.580	ppb	2.02	200.00	
238 U	209	3	3,327.950	6.590	ppb	1.93	200.00	

ISTD Elements

Element	Tune	CPS Mean	RSD(%)	Ref Value	Rec(%)	QC Range(%)	Flag
6 Li	3	4830480	1.53	6642480	72.7	30 - 125	
45 Sc	1	4809215	0.39	5092671	94.4	30 - 125	
45 Sc	2	996077	0.63	1025076	97.2	30 - 125	
45 Sc	3	8434970	0.92	10132127	83.2	30 - 125	
72 Ge	1	1133717	0.70	1247672	90.9	30 - 125	
72 Ge	2	439597	0.28	457859	96.0	30 - 125	
72 Ge	3	1681672	0.85	1938342	86.8	30 - 125	
74 Ge	1	1579549	0.42	1739818	90.8	30 - 125	
74 Ge	2	643904	0.29	676391	95.2	30 - 125	
74 Ge	3	2294439	0.32	2651323	86.5	30 - 125	
115 In	1	4626616	1.14	5135516	90.1	30 - 125	
115 In	2	2127687	0.77	2304636	92.3	30 - 125	
115 In	3	5820974	1.42	6757093	86.1	30 - 125	
159 Tb	3	9288409	1.01	10211683	91.0	30 - 125	
209 Bi	3	11629947	0.54	12646501	92.0	30 - 125	

Tune File# 1 c:\icpchem\1\7500\h2.u
Tune File# 2 c:\icpchem\1\7500\he.u
Tune File# 3 c:\icpchem\1\7500\norm.u

ISTD Ref File : C:\ICPCHEM\1\DATA\wg250918.b\003CALB.D\003CALB.D#

2 :Element Failures 0 :Max. Number of Failures Allowed
0 :ISTD Failures 0 :Max. Number of ISTD Failures Allowed

Sample QC Report

Data File: C:\ICPCHEM\1\DATA\wg250918.b\034SMPL.D\034SMPL.D#
Date Acquired: Aug 30 2008 02:24 pm
Acq. Method: 6020ACZ1.M
Operator:
Sample Name: L71041-06
Misc Info:
Vial Number: 2205
Current Method: C:\ICPCHEM\1\DATA\wg250918.b\6020ACZ1.M
Calibration File: C:\ICPCHEM\1\DATA\wg250918.b\6020ACZ1.C
Last Cal. Update: Aug 30 2008 11:37 am
Sample Type: Sample
Dilution Factor: 505.00
Autodil Factor: Undiluted
Final Dil Factor: 505.00

Data Results:
Analytes: Fail
ISTD: Pass

QC Elements

Element	IS Ref	Tune	Corr Conc	Raw Conc	Units	RSD(%)	High Limit	Flag
9 Be	6	3	235.633	0.467	ppb	2.99	200.00	
11 B	6	3	1,768.510	3.502	ppb	0.76	20.00	
27 Al	72	3	###########	17870.000	ppb	0.88	1000.00	OCAL
51 V	45	2	32,532.100	64.420	ppb	2.12	200.00	
52 Cr	45	2	4,730.335	9.367	ppb	2.70	200.00	
55 Mn	72	3	217,453.000	430.600	ppb	1.00	200.00	OCAL
59 Co	72	3	5,590.350	11.070	ppb	0.66	200.00	
60 Ni	45	2	6,251.900	12.380	ppb	2.17	500.00	
63 Cu	45	2	64,690.500	128.100	ppb	1.72	500.00	
66 Zn	72	3	69,185.000	137.000	ppb	0.64	1000.00	
75 As	45	2	1,138.775	2.255	ppb	1.15	500.00	
78 Se	45	1	44.455	0.088	ppb	13.09	500.00	
98 Mo	115	3	13,256.250	26.250	ppb	0.18	200.00	
107 Ag	115	3	40.052	0.079	ppb	1.47	50.00	
111 Cd	115	3	145.844	0.289	ppb	8.52	200.00	
118 Sn	115	3	4,098.580	8.116	ppb	1.33	200.00	
121 Sb	115	3	56.308	0.112	ppb	5.86	25.00	
137 Ba	115	3	125,745.000	249.000	ppb	0.43	500.00	
205 Tl	209	3	391.325	0.775	ppb	2.31	200.00	
208 Pb	209	3	2,509.850	4.970	ppb	1.00	500.00	
232 Th	209	3	13,099.700	25.940	ppb	0.29	200.00	
238 U	209	3	3,150.190	6.238	ppb	0.96	200.00	

ISTD Elements

Element	Tune	CPS Mean	RSD(%)	Ref Value	Rec(%)	QC Range(%)	Flag
6 Li	3	4769246	0.36	6642480	71.8	30 - 125	
45 Sc	1	4746116	0.79	5092671	93.2	30 - 125	
45 Sc	2	981054	1.15	1025076	95.7	30 - 125	
45 Sc	3	8442500	0.71	10132127	83.3	30 - 125	
72 Ge	1	1128807	0.37	1247672	90.5	30 - 125	
72 Ge	2	436472	0.29	457859	95.3	30 - 125	
72 Ge	3	1663033	0.05	1938342	85.8	30 - 125	
74 Ge	1	1580347	0.66	1739818	90.8	30 - 125	
74 Ge	2	637917	0.39	676391	94.3	30 - 125	
74 Ge	3	2264231	0.94	2651323	85.4	30 - 125	
115 In	1	4631284	1.12	5135516	90.2	30 - 125	
115 In	2	2118536	0.98	2304636	91.9	30 - 125	
115 In	3	5801437	0.59	6757093	85.9	30 - 125	
159 Tb	3	9176547	0.43	10211683	89.9	30 - 125	
209 Bi	3	11470092	0.14	12646501	90.7	30 - 125	

Tune File# 1 c:\icpchem\1\7500\h2.u
Tune File# 2 c:\icpchem\1\7500\he.u
Tune File# 3 c:\icpchem\1\7500\norm.u

ISTD Ref File : C:\ICPCHEM\1\DATA\wg250918.b\003CALB.D\003CALB.D#

2 :Element Failures 0 :Max. Number of Failures Allowed
0 :ISTD Failures 0 :Max. Number of ISTD Failures Allowed

Continuing Calibration Blank (CCB) QC Report

Data File: C:\ICPCHEM\1\DATA\wg250918.b\035_CCB.D\035_CCB.D#
Date Acquired: Aug 30 2008 02:30 pm
Operator:
Sample Name: wash
Misc Info:
Vial Number: 1203
Current Method: C:\ICPCHEM\1\DATA\wg250918.b\6020ACZ1.M
Calibration File: C:\ICPCHEM\1\DATA\wg250918.b\6020ACZ1.C
Last Cal Update: Aug 30 2008 11:37 am
Sample Type: CCB
Total Dil Factor: 1.00

Data Results:
Analytes: Pass
ISTD: Pass

QC Elements

Element	IS Ref	Tune	Conc.	RSD(%)	High Limit	Flag
9 Be	6	3	-0.016 ppb	14.05	0.300	
11 B	6	3	-0.044 ppb	75.96	1.500	
27 Al	72	3	0.270 ppb	9.17	3.000	
51 V	45	2	0.007 ppb	82.49	0.600	
52 Cr	45	2	-0.178 ppb	0.72	0.300	
55 Mn	72	3	-0.042 ppb	9.40	1.500	
59 Co	72	3	-0.021 ppb	3.60	0.150	
60 Ni	45	2	-0.052 ppb	6.28	1.800	
63 Cu	45	2	-0.178 ppb	8.26	1.500	
66 Zn	72	3	-0.481 ppb	3.71	6.000	
75 As	45	2	-0.024 ppb	19.48	1.500	
78 Se	45	1	-0.047 ppb	8.59	3.000	
98 Mo	115	3	0.048 ppb	6.85	1.500	
107 Ag	115	3	-0.005 ppb	22.77	0.150	
111 Cd	115	3	-0.018 ppb	9.71	0.300	
118 Sn	115	3	0.029 ppb	2.80	0.300	
121 Sb	115	3	-0.004 ppb	25.03	1.200	
137 Ba	115	3	-0.038 ppb	7.10	0.300	
205 Tl	209	3	0.285 ppb	2.09	0.300	
206 (Pb)	209	3	-0.041 ppb	10.30	0.300	
232 Th	209	3	0.042 ppb	9.13	3.000	
238 U	209	3	-0.019 ppb	1.93	0.300	

ISTD Elements

Element	Tune	CPS Mean	RSD(%)	Ref Value	Rec(%)	QC Range(%)	Flag
6 Li	3	5633217	0.73	6642480	84.8	30 - 125	
45 Sc	1	5043294	0.16	5092671	99.0	30 - 125	
45 Sc	2	1059843	1.33	1025076	103.4	30 - 125	
45 Sc	3	8916952	0.48	10132127	88.0	30 - 125	
72 Ge	1	1240289	0.24	1247672	99.4	30 - 125	
72 Ge	2	474824	0.31	457859	103.7	30 - 125	
72 Ge	3	1759636	0.58	1938342	90.8	30 - 125	
74 Ge	1	1728866	0.58	1739818	99.4	30 - 125	
74 Ge	2	700712	0.24	676391	103.6	30 - 125	
74 Ge	3	2411030	0.52	2651323	90.9	30 - 125	
115 In	1	5187121	0.84	5135516	101.0	30 - 125	
115 In	2	2357121	0.73	2304636	102.3	30 - 125	
115 In	3	6320508	0.37	6757093	93.5	30 - 125	
159 Tb	3	9736863	0.35	10211683	95.4	30 - 125	
209 Bi	3	12472206	0.47	12646501	98.6	30 - 125	

Tune File# 1 c:\icpchem\1\7500\h2.u
Tune File# 2 c:\icpchem\1\7500\he.u
Tune File# 3 c:\icpchem\1\7500\norm.u

ISTD Ref File : C:\ICPCHEM\1\DATA\wg250918.b\003CALB.D\003CALB.D#

0 :Element Failures
0 :ISTD Failures

0 :Max. Number of Failures Allowed
0 :Max. Number of ISTD Failures Allowed

Sample QC Report

Data File: C:\ICPCHEM\1\DATA\wg250918.b\036SMPL.D\036SMPL.D#
Date Acquired: Aug 30 2008 02:36 pm
Acq. Method: 6020ACZ1.M
Operator:
Sample Name: WG250513PBS
Misc Info:
Vial Number: 2206
Current Method: C:\ICPCHEM\1\DATA\wg250918.b\6020ACZ1.M
Calibration File: C:\ICPCHEM\1\DATA\wg250918.b\6020ACZ1.C
Last Cal. Update: Aug 30 2008 11:37 am
Sample Type: Sample
Dilution Factor: 500.00
Autodil Factor: Undiluted
Final Dil Factor: 500.00

Data Results:
Analytes: Pass
ISTD: Pass

QC Elements

Element	IS Ref	Tune	Corr Conc	Raw Conc	Units	RSD(%)	High Limit	Flag
9 Be	6	3	-7.215	-0.014	ppb	9.01	200.00	
11 B	6	3	109.600	0.219	ppb	19.61	20.00	
27 Al	72	3	843.000	1.686	ppb	3.01	1000.00	
51 V	45	2	536.500	1.073	ppb	1.08	200.00	
52 Cr	45	2	157.100	0.314	ppb	2.85	200.00	
55 Mn	72	3	44.995	0.090	ppb	20.12	200.00	
59 Co	72	3	-10.500	-0.021	ppb	2.50	200.00	
60 Ni	45	2	651.500	1.303	ppb	1.29	500.00	
63 Cu	45	2	11.835	0.024	ppb	20.56	500.00	
66 Zn	72	3	1,801.000	3.602	ppb	0.69	1000.00	
75 As	45	2	65.950	0.132	ppb	16.97	500.00	
78 Se	45	1	-19.290	-0.039	ppb	12.50	500.00	
98 Mo	115	3	153.700	0.307	ppb	4.12	200.00	
107 Ag	115	3	-1.748	-0.003	ppb	16.35	50.00	
111 Cd	115	3	-7.655	-0.015	ppb	31.19	200.00	
118 Sn	115	3	4,219.000	8.438	ppb	0.14	200.00	
121 Sb	115	3	14.705	0.029	ppb	5.47	25.00	
137 Ba	115	3	6.900	0.014	ppb	63.36	500.00	
205 Tl	209	3	66.650	0.133	ppb	4.30	200.00	
208 Pb	209	3	-117.850	-0.236	ppb	0.76	500.00	
232 Th	209	3	7.215	0.014	ppb	13.63	200.00	
238 U	209	3	-9.370	-0.019	ppb	1.70	200.00	

ISTD Elements

Element	Tune	CPS Mean	RSD(%)	Ref Value	Rec(%)	QC Range(%)	Flag
6 Li	3	5110885	0.42	6642480	76.9	30 - 125	
45 Sc	1	4965401	1.56	5092671	97.5	30 - 125	
45 Sc	2	1033606	0.51	1025076	100.8	30 - 125	
45 Sc	3	8518311	0.81	10132127	84.1	30 - 125	
72 Ge	1	1207602	0.65	1247672	96.8	30 - 125	
72 Ge	2	461841	0.49	457859	100.9	30 - 125	
72 Ge	3	1704497	0.41	1938342	87.9	30 - 125	
74 Ge	1	1669272	0.77	1739818	95.9	30 - 125	
74 Ge	2	680156	0.50	676391	100.6	30 - 125	
74 Ge	3	2345889	0.74	2651323	88.5	30 - 125	
115 In	1	5009428	1.42	5135516	97.5	30 - 125	
115 In	2	2292639	0.26	2304636	99.5	30 - 125	
115 In	3	6100379	0.37	6757093	90.3	30 - 125	
159 Tb	3	9432315	0.16	10211683	92.4	30 - 125	
209 Bi	3	12220495	0.51	12646501	96.6	30 - 125	

Tune File# 1 c:\icpchem\1\7500\h2.u
Tune File# 2 c:\icpchem\1\7500\he.u
Tune File# 3 c:\icpchem\1\7500\norm.u

ISTD Ref File : C:\ICPCHEM\1\DATA\wg250918.b\003CALB.D\003CALB.D#

0 :Element Failures
0 :ISTD Failures
0 :Max. Number of Failures Allowed
0 :Max. Number of ISTD Failures Allowed

Continuing Calibration Verification (CCV) QC Report

Data File: C:\ICPCHEM\1\DATA\wg250918.b\037_CCV.D\037_CCV.D#
Date Acquired: Aug 30 2008 02:43 pm
Operator:
Sample Name: CCV
Misc Info:
Vial Number: 1107
Current Method: C:\ICPCHEM\1\DATA\wg250918.b\6020ACZ1.M
Calibration File: C:\ICPCHEM\1\DATA\wg250918.b\6020ACZ1.C
Last Cal Update: Aug 30 2008 11:37 am
Sample Type: CCV
Total Dil Factor: 1.00

Data Results:
Analytes: Fail
ISTD: Pass

QC Elements

Element	IS Ref	Tune	Conc. ppb	RSD(%)	Expected	Rec(%)	QC Range(%)	Flag
9 Be	6	3	42.070	0.61	50.00	84.1	89 - 110	Fail
11 B	6	3	22.690	0.70	20.00	113.5	89 - 110	Fail
27 Al	72	3	106.400	1.56	100.00	106.4	89 - 110	
51 V	45	2	49.830	0.37	50.00	99.7	89 - 110	
52 Cr	45	2	50.860	0.35	50.00	101.7	89 - 110	
55 Mn	72	3	51.730	1.03	50.00	103.5	89 - 110	
59 Co	72	3	49.710	0.87	50.00	99.4	89 - 110	
60 Ni	45	2	50.330	0.22	50.00	100.7	89 - 110	
63 Cu	45	2	51.610	0.31	50.00	103.2	89 - 110	
66 Zn	72	3	53.520	0.46	50.00	107.0	89 - 110	
75 As	45	2	51.290	0.43	50.00	102.6	89 - 110	
78 Se	45	1	50.930	0.38	50.00	101.9	89 - 110	
98 Mo	115	3	19.770	0.64	20.00	98.9	89 - 110	
107 Ag	115	3	20.780	1.02	20.00	103.9	89 - 110	
111 Cd	115	3	49.490	0.76	50.00	99.0	89 - 110	
118 Sn	115	3	50.210	0.70	50.00	100.4	89 - 110	
121 Sb	115	3	20.420	0.69	20.00	102.1	89 - 110	
137 Ba	115	3	52.490	0.91	50.00	105.0	89 - 110	
205 Tl	209	3	53.160	0.46	50.00	106.3	89 - 110	
208 Pb	209	3	51.390	0.18	50.00	102.8	89 - 110	
232 Th	209	3	52.400	0.51	50.00	104.8	89 - 110	
238 U	209	3	50.880	0.70	50.00	101.8	89 - 110	

ISTD Elements

Element	Tune	CPS Mean	RSD(%)	Ref Value	Rec(%)	QC Range(%)	Flag
6 Li	3	5609643	0.69	6642480	84.5	30 - 125	
45 Sc	1	4994700	0.81	5092671	98.1	30 - 125	
45 Sc	2	1055217	0.56	1025076	102.9	30 - 125	
45 Sc	3	8711132	0.48	10132127	86.0	30 - 125	
72 Ge	1	1214456	0.62	1247672	97.3	30 - 125	
72 Ge	2	458355	0.11	457859	100.1	30 - 125	
72 Ge	3	1716231	0.95	1938342	88.5	30 - 125	
74 Ge	1	1704681	1.09	1739818	98.0	30 - 125	
74 Ge	2	677605	0.28	676391	100.2	30 - 125	
74 Ge	3	2346259	0.62	2651323	88.5	30 - 125	
115 In	1	5079367	0.83	5135516	98.9	30 - 125	
115 In	2	2335411	0.37	2304636	101.3	30 - 125	
115 In	3	6194935	0.17	6757093	91.7	30 - 125	
159 Tb	3	9542854	1.00	10211683	93.5	30 - 125	
209 Bi	3	12231920	0.44	12646501	96.7	30 - 125	

Tune File# 1 c:\icpchem\1\7500\h2.u
Tune File# 2 c:\icpchem\1\7500\he.u
Tune File# 3 c:\icpchem\1\7500\norm.u

ISTD Ref File : C:\ICPCHEM\1\DATA\wg250918.b\003CALB.D\003CALB.D#

2 :Element Failures
0 :ISTD Failures
0 :Max. Number of Failures Allowed
0 :Max. Number of ISTD Failures Allowed

Continuing Calibration Blank (CCB) QC Report

Data File: C:\ICPCHEM\1\DATA\wg250918.b\038_CCB.D\038_CCB.D#
Date Acquired: Aug 30 2008 02:49 pm
Operator:
Sample Name: CCB
Misc Info:
Vial Number: 1102
Current Method: C:\ICPCHEM\1\DATA\wg250918.b\6020ACZ1.M
Calibration File: C:\ICPCHEM\1\DATA\wg250918.b\6020ACZ1.C
Last Cal Update: Aug 30 2008 11:37 am
Sample Type: CCB
Total Dil Factor: 1.00

Data Results:
Analytes: Pass
ISTD: Pass

QC Elements

Element	IS Ref	Tune	Conc.	RSD(%)	High Limit	Flag
9 Be	6	3	0.001 ppb	326.72	0.300	
11 B	6	3	0.354 ppb	10.11	1.500	
27 Al	72	3	0.322 ppb	2.63	3.000	
51 V	45	2	0.022 ppb	14.82	0.600	
52 Cr	45	2	-0.135 ppb	1.51	0.300	
55 Mn	72	3	-0.010 ppb	34.68	1.500	
59 Co	72	3	0.005 ppb	55.38	0.150	
60 Ni	45	2	-0.003 ppb	15.37	1.800	
63 Cu	45	2	-0.128 ppb	5.98	1.500	
66 Zn	72	3	0.007 ppb	162.34	6.000	
75 As	45	2	0.041 ppb	18.83	1.500	
78 Se	45	1	0.016 ppb	24.95	3.000	
98 Mo	115	3	0.051 ppb	9.56	1.500	
107 Ag	115	3	0.005 ppb	22.05	0.150	
111 Cd	115	3	0.005 ppb	90.85	0.300	
118 Sn	115	3	0.061 ppb	4.17	0.300	
121 Sb	115	3	0.128 ppb	4.77	1.200	
137 Ba	115	3	0.021 ppb	22.51	0.300	
205 Tl	209	3	0.148 ppb	4.29	0.300	
206 (Pb)	209	3	0.001 ppb	199.25	0.300	
232 Th	209	3	0.085 ppb	6.47	3.000	
238 U	209	3	0.009 ppb	7.19	0.300	

ISTD Elements

Element	Tune	CPS Mean	RSD(%)	Ref Value	Rec(%)	QC Range(%)	Flag
6 Li	3	5808501	1.15	6642480	87.4	30 - 125	
45 Sc	1	5111456	1.06	5092671	100.4	30 - 125	
45 Sc	2	1082345	0.22	1025076	105.6	30 - 125	
45 Sc	3	8966451	0.84	10132127	88.5	30 - 125	
72 Ge	1	1234100	0.58	1247672	98.9	30 - 125	
72 Ge	2	477895	0.42	457859	104.4	30 - 125	
72 Ge	3	1751004	0.28	1938342	90.3	30 - 125	
74 Ge	1	1724447	0.83	1739818	99.1	30 - 125	
74 Ge	2	702768	0.19	676391	103.9	30 - 125	
74 Ge	3	2412161	0.55	2651323	91.0	30 - 125	
115 In	1	5191934	0.74	5135516	101.1	30 - 125	
115 In	2	2395302	0.58	2304636	103.9	30 - 125	
115 In	3	6340114	0.86	6757093	93.8	30 - 125	
159 Tb	3	9796872	0.40	10211683	95.9	30 - 125	
209 Bi	3	12479701	1.05	12646501	98.7	30 - 125	

Tune File# 1 c:\icpchem\1\7500\h2.u
Tune File# 2 c:\icpchem\1\7500\he.u
Tune File# 3 c:\icpchem\1\7500\norm.u

ISTD Ref File : C:\ICPCHEM\1\DATA\wg250918.b\003CALB.D\003CALB.D#

0 :Element Failures
0 :ISTD Failures

0 :Max. Number of Failures Allowed
0 :Max. Number of ISTD Failures Allowed

Sample QC Report

Data File: C:\ICPCHEM\1\DATA\wg250918.b\039SMPL.D\039SMPL.D#
Date Acquired: Aug 30 2008 02:55 pm
Acq. Method: 6020ACZ1.M
Operator:
Sample Name: WG250513LCSS
Misc Info:
Vial Number: 2207
Current Method: C:\ICPCHEM\1\DATA\wg250918.b\6020ACZ1.M
Calibration File: C:\ICPCHEM\1\DATA\wg250918.b\6020ACZ1.C
Last Cal. Update: Aug 30 2008 11:37 am
Sample Type: Sample
Dilution Factor: 5000.00
Autodil Factor: Undiluted
Final Dil Factor: 5000.00

Data Results:
Analytes: Fail
ISTD: Pass

QC Elements

Element	IS Ref	Tune	Corr Conc	Raw Conc	Units	RSD(%)	High Limit	Flag
9 Be	6	3	145,700.000	29.140	ppb	0.92	200.00	
11 B	6	3	135,000.000	27.000	ppb	1.42	20.00	OCAL
27 Al	72	3	###########	2579.000	ppb	0.57	1000.00	OCAL
51 V	45	2	102,700.000	20.540	ppb	0.86	200.00	
52 Cr	45	2	129,800.000	25.960	ppb	1.07	200.00	
55 Mn	72	3	386,350.000	77.270	ppb	0.62	200.00	
59 Co	72	3	120,100.000	24.020	ppb	0.34	200.00	
60 Ni	45	2	186,950.000	37.390	ppb	0.91	500.00	
63 Cu	45	2	68,550.000	13.710	ppb	0.87	500.00	
66 Zn	72	3	431,900.000	86.380	ppb	0.91	1000.00	
75 As	45	2	255,550.000	51.110	ppb	0.63	500.00	
78 Se	45	1	175,250.000	35.050	ppb	1.13	500.00	
98 Mo	115	3	113,650.000	22.730	ppb	1.28	200.00	
107 Ag	115	3	37,495.000	7.499	ppb	1.60	50.00	
111 Cd	115	3	73,600.000	14.720	ppb	1.69	200.00	
118 Sn	115	3	166,050.000	33.210	ppb	1.23	200.00	
121 Sb	115	3	109,750.000	21.950	ppb	1.49	25.00	
137 Ba	115	3	573,500.000	114.700	ppb	0.79	500.00	
205 Tl	209	3	176,700.000	35.340	ppb	0.64	200.00	
208 Pb	209	3	219,950.000	43.990	ppb	1.51	500.00	
232 Th	209	3	10,085.000	2.017	ppb	1.81	200.00	
238 U	209	3	2,046.500	0.409	ppb	0.74	200.00	

ISTD Elements

Element	Tune	CPS Mean	RSD(%)	Ref Value	Rec(%)	QC Range(%)	Flag
6 Li	3	5873277	1.22	6642480	88.4	30 - 125	
45 Sc	1	5383203	0.09	5092671	105.7	30 - 125	
45 Sc	2	1118810	1.13	1025076	109.1	30 - 125	
45 Sc	3	9049874	0.71	10132127	89.3	30 - 125	
72 Ge	1	1322507	0.74	1247672	106.0	30 - 125	
72 Ge	2	493781	0.45	457859	107.8	30 - 125	
72 Ge	3	1794191	0.67	1938342	92.6	30 - 125	
74 Ge	1	1838475	0.48	1739818	105.7	30 - 125	
74 Ge	2	726298	0.40	676391	107.4	30 - 125	
74 Ge	3	2454131	0.10	2651323	92.6	30 - 125	
115 In	1	5384432	0.51	5135516	104.8	30 - 125	
115 In	2	2419736	0.12	2304636	105.0	30 - 125	
115 In	3	6292957	1.00	6757093	93.1	30 - 125	
159 Tb	3	9691169	0.59	10211683	94.9	30 - 125	
209 Bi	3	12522718	1.34	12646501	99.0	30 - 125	

Tune File# 1 c:\icpchem\1\7500\h2.u
Tune File# 2 c:\icpchem\1\7500\he.u
Tune File# 3 c:\icpchem\1\7500\norm.u

ISTD Ref File : C:\ICPCHEM\1\DATA\wg250918.b\003CALB.D\003CALB.D#

2 :Element Failures 0 :Max. Number of Failures Allowed
0 :ISTD Failures 0 :Max. Number of ISTD Failures Allowed

Sample QC Report

Data File: C:\ICPCHEM\1\DATA\wg250918.b\040SMPL.D\040SMPL.D#
Date Acquired: Aug 30 2008 03:01 pm
Acq. Method: 6020ACZ1.M
Operator:
Sample Name: WG250513LCSSD
Misc Info:
Vial Number: 2208
Current Method: C:\ICPCHEM\1\DATA\wg250918.b\6020ACZ1.M
Calibration File: C:\ICPCHEM\1\DATA\wg250918.b\6020ACZ1.C
Last Cal. Update: Aug 30 2008 11:37 am
Sample Type: Sample
Dilution Factor: 5000.00
Autodil Factor: Undiluted
Final Dil Factor: 5000.00

Data Results:

Analytes:	**Fail**
ISTD:	**Pass**

QC Elements

Element	IS Ref	Tune	Corr Conc	Raw Conc	Units	RSD(%)	High Limit	Flag
9 Be	6	3	143,800.000	28.760	ppb	1.21	200.00	
11 B	6	3	131,800.000	26.360	ppb	0.75	20.00	OCAL
27 Al	72	3	###########	2576.000	ppb	1.17	1000.00	OCAL
51 V	45	2	100,850.000	20.170	ppb	0.48	200.00	
52 Cr	45	2	128,350.000	25.670	ppb	0.85	200.00	
55 Mn	72	3	377,950.000	75.590	ppb	1.64	200.00	
59 Co	72	3	113,950.000	22.790	ppb	1.89	200.00	
60 Ni	45	2	176,850.000	35.370	ppb	0.86	500.00	
63 Cu	45	2	66,900.000	13.380	ppb	1.27	500.00	
66 Zn	72	3	424,350.000	84.870	ppb	1.38	1000.00	
75 As	45	2	259,200.000	51.840	ppb	0.56	500.00	
78 Se	45	1	173,900.000	34.780	ppb	1.00	500.00	
98 Mo	115	3	113,450.000	22.690	ppb	1.62	200.00	
107 Ag	115	3	37,690.000	7.538	ppb	1.06	50.00	
111 Cd	115	3	71,750.000	14.350	ppb	1.68	200.00	
118 Sn	115	3	169,600.000	33.920	ppb	1.41	200.00	
121 Sb	115	3	112,300.000	22.460	ppb	1.32	25.00	
137 Ba	115	3	585,000.000	117.000	ppb	1.54	500.00	
205 Tl	209	3	174,750.000	34.950	ppb	0.72	200.00	
208 Pb	209	3	222,000.000	44.400	ppb	1.03	500.00	
232 Th	209	3	14,440.000	2.888	ppb	1.52	200.00	
238 U	209	3	2,095.500	0.419	ppb	2.03	200.00	

ISTD Elements

Element	Tune	CPS Mean	RSD(%)	Ref Value	Rec(%)	QC Range(%)	Flag
6 Li	3	5904608	0.47	6642480	88.9	30 - 125	
45 Sc	1	5258940	0.80	5092671	103.3	30 - 125	
45 Sc	2	1089400	0.72	1025076	106.3	30 - 125	
45 Sc	3	8882411	0.93	10132127	87.7	30 - 125	
72 Ge	1	1292125	0.97	1247672	103.6	30 - 125	
72 Ge	2	483161	0.12	457859	105.5	30 - 125	
72 Ge	3	1763755	1.17	1938342	91.0	30 - 125	
74 Ge	1	1803505	1.52	1739818	103.7	30 - 125	
74 Ge	2	709111	0.07	676391	104.8	30 - 125	
74 Ge	3	2416650	0.83	2651323	91.1	30 - 125	
115 In	1	5278421	0.78	5135516	102.8	30 - 125	
115 In	2	2374699	0.91	2304636	103.0	30 - 125	
115 In	3	6186930	0.93	6757093	91.6	30 - 125	
159 Tb	3	9557437	1.06	10211683	93.6	30 - 125	
209 Bi	3	12286564	0.80	12646501	97.2	30 - 125	

Tune File# 1 c:\icpchem\1\7500\h2.u
Tune File# 2 c:\icpchem\1\7500\he.u
Tune File# 3 c:\icpchem\1\7500\norm.u

ISTD Ref File : C:\ICPCHEM\1\DATA\wg250918.b\003CALB.D\003CALB.D#

2 :Element Failures 0 :Max. Number of Failures Allowed
0 :ISTD Failures 0 :Max. Number of ISTD Failures Allowed

Sample QC Report

Data File: C:\ICPCHEM\1\DATA\wg250918.b\041SMPL.D\041SMPL.D#
Date Acquired: Aug 30 2008 03:08 pm
Acq. Method: 6020ACZ1.M
Operator:
Sample Name: L71134-16
Misc Info:
Vial Number: 2209
Current Method: C:\ICPCHEM\1\DATA\wg250918.b\6020ACZ1.M
Calibration File: C:\ICPCHEM\1\DATA\wg250918.b\6020ACZ1.C
Last Cal. Update: Aug 30 2008 11:37 am
Sample Type: Sample
Dilution Factor: 2020.00
Autodil Factor: Undiluted
Final Dil Factor: 2020.00

Data Results:
Analytes: Fail
ISTD: Pass

QC Elements

Element	IS Ref	Tune	Corr Conc	Raw Conc	Units	RSD(%)	High Limit	Flag
9 Be	6	3	444.602	0.220	ppb	1.63	200.00	
11 B	6	3	8,948.600	4.430	ppb	0.64	20.00	
27 Al	72	3	###########	5384.000	ppb	0.90	1000.00	OCAL
51 V	45	2	31,047.400	15.370	ppb	0.34	200.00	
52 Cr	45	2	42,965.400	21.270	ppb	0.92	200.00	
55 Mn	72	3	914,454.000	452.700	ppb	0.90	200.00	OCAL
59 Co	72	3	37,370.000	18.500	ppb	0.97	200.00	
60 Ni	45	2	45,349.000	22.450	ppb	0.54	500.00	
63 Cu	45	2	###########	11880.000	ppb	0.74	500.00	OCAL
66 Zn	72	3	###########	827.600	ppb	0.27	1000.00	
75 As	45	2	67,851.800	33.590	ppb	0.93	500.00	
78 Se	45	1	8,391.080	4.154	ppb	6.35	500.00	
98 Mo	115	3	###########	3361.000	ppb	0.62	200.00	OCAL
107 Ag	115	3	10,093.940	4.997	ppb	0.29	50.00	
111 Cd	115	3	7,164.940	3.547	ppb	1.67	200.00	
118 Sn	115	3	96,859.000	47.950	ppb	0.67	200.00	
121 Sb	115	3	15,002.540	7.427	ppb	0.75	25.00	
137 Ba	115	3	151,257.600	74.880	ppb	0.46	500.00	
205 Tl	209	3	1,012.020	0.501	ppb	3.21	200.00	
208 Pb	209	3	800,324.000	396.200	ppb	0.62	500.00	
232 Th	209	3	13,703.680	6.784	ppb	0.70	200.00	
238 U	209	3	5,542.880	2.744	ppb	0.13	200.00	

ISTD Elements

Element	Tune	CPS Mean	RSD(%)	Ref Value	Rec(%)	QC Range(%)	Flag
6 Li	3	5415199	1.89	6642480	81.5	30 - 125	
45 Sc	1	4962386	4.99	5092671	97.4	30 - 125	
45 Sc	2	1026029	0.07	1025076	100.1	30 - 125	
45 Sc	3	8512451	0.17	10132127	84.0	30 - 125	
72 Ge	1	1191480	3.41	1247672	95.5	30 - 125	
72 Ge	2	456692	0.54	457859	99.7	30 - 125	
72 Ge	3	1710895	0.41	1938342	88.3	30 - 125	
74 Ge	1	1661008	4.09	1739818	95.5	30 - 125	
74 Ge	2	665091	0.33	676391	98.3	30 - 125	
74 Ge	3	2308003	0.42	2651323	87.1	30 - 125	
115 In	1	4918584	5.78	5135516	95.8	30 - 125	
115 In	2	2234948	0.34	2304636	97.0	30 - 125	
115 In	3	5936261	1.08	6757093	87.9	30 - 125	
159 Tb	3	9190780	0.32	10211683	90.0	30 - 125	
209 Bi	3	11919066	0.18	12646501	94.2	30 - 125	

Tune File# 1 c:\icpchem\1\7500\h2.u
Tune File# 2 c:\icpchem\1\7500\he.u
Tune File# 3 c:\icpchem\1\7500\norm.u

ISTD Ref File : C:\ICPCHEM\1\DATA\wg250918.b\003CALB.D\003CALB.D#

4 :Element Failures 0 :Max. Number of Failures Allowed
0 :ISTD Failures 0 :Max. Number of ISTD Failures Allowed

Sample QC Report

Data File: C:\ICPCHEM\1\DATA\wg250918.b\042SMPL.D\042SMPL.D#
Date Acquired: Aug 30 2008 03:14 pm
Acq. Method: 6020ACZ1.M
Operator:
Sample Name: L71134-16SDL
Misc Info:
Vial Number: 2210
Current Method: C:\ICPCHEM\1\DATA\wg250918.b\6020ACZ1.M
Calibration File: C:\ICPCHEM\1\DATA\wg250918.b\6020ACZ1.C
Last Cal. Update: Aug 30 2008 11:37 am
Sample Type: Sample
Dilution Factor: 2020.00
Autodil Factor: Undiluted
Final Dil Factor: 2020.00

Data Results:
Analytes: Fail
ISTD: Pass

QC Elements

Element	IS Ref	Tune	Corr Conc	Raw Conc	Units	RSD(%)	High Limit	Flag
9 Be	6	3	8,522.380	4.219	ppb	0.82	200.00	
11 B	6	3	12,091.720	5.986	ppb	1.96	20.00	
27 Al	72	3	###########	1252.000	ppb	0.80	1000.00	OCAL
51 V	45	2	14,402.600	7.130	ppb	0.85	200.00	
52 Cr	45	2	16,590.260	8.213	ppb	0.24	200.00	
55 Mn	72	3	184,688.600	91.430	ppb	0.92	200.00	
59 Co	72	3	16,612.480	8.224	ppb	0.90	200.00	
60 Ni	45	2	18,353.720	9.086	ppb	0.84	500.00	
63 Cu	45	2	###########	2217.000	ppb	0.40	500.00	OCAL
66 Zn	72	3	371,680.000	184.000	ppb	0.31	1000.00	
75 As	45	2	33,087.600	16.380	ppb	0.59	500.00	
78 Se	45	1	24,078.400	11.920	ppb	0.66	500.00	
98 Mo	115	3	###########	674.000	ppb	0.45	200.00	OCAL
107 Ag	115	3	10,833.260	5.363	ppb	0.55	50.00	
111 Cd	115	3	11,352.400	5.620	ppb	1.43	200.00	
118 Sn	115	3	26,744.800	13.240	ppb	0.33	200.00	
121 Sb	115	3	6,548.840	3.242	ppb	0.61	25.00	
137 Ba	115	3	38,965.800	19.290	ppb	0.36	500.00	
205 Tl	209	3	37,652.800	18.640	ppb	0.63	200.00	
208 Pb	209	3	190,344.600	94.230	ppb	0.44	500.00	
232 Th	209	3	2,068.480	1.024	ppb	0.78	200.00	
238 U	209	3	744.168	0.368	ppb	0.40	200.00	

ISTD Elements

Element	Tune	CPS Mean	RSD(%)	Ref Value	Rec(%)	QC Range(%)	Flag
6 Li	3	6113199	1.26	6642480	92.0	30 - 125	
45 Sc	1	5362698	0.71	5092671	105.3	30 - 125	
45 Sc	2	1117003	0.44	1025076	109.0	30 - 125	
45 Sc	3	9147031	0.31	10132127	90.3	30 - 125	
72 Ge	1	1284330	0.58	1247672	102.9	30 - 125	
72 Ge	2	483860	0.34	457859	105.7	30 - 125	
72 Ge	3	1763825	0.81	1938342	91.0	30 - 125	
74 Ge	1	1792494	0.48	1739818	103.0	30 - 125	
74 Ge	2	712422	0.47	676391	105.3	30 - 125	
74 Ge	3	2409079	0.49	2651323	90.9	30 - 125	
115 In	1	5249548	0.18	5135516	102.2	30 - 125	
115 In	2	2359379	0.42	2304636	102.4	30 - 125	
115 In	3	6232031	0.10	6757093	92.2	30 - 125	
159 Tb	3	9544897	0.36	10211683	93.5	30 - 125	
209 Bi	3	12867889	0.25	12646501	101.8	30 - 125	

Tune File# 1 c:\icpchem\1\7500\h2.u
Tune File# 2 c:\icpchem\1\7500\he.u
Tune File# 3 c:\icpchem\1\7500\norm.u

ISTD Ref File : C:\ICPCHEM\1\DATA\wg250918.b\003CALB.D\003CALB.D#

3 :Element Failures 0 :Max. Number of Failures Allowed
0 :ISTD Failures 0 :Max. Number of ISTD Failures Allowed

Sample QC Report

Data File: C:\ICPCHEM\1\DATA\wg250918.b\043SMPL.D\043SMPL.D#
Date Acquired: Aug 30 2008 03:20 pm
Acq. Method: 6020ACZ1.M
Operator:
Sample Name: L71134-17
Misc Info:
Vial Number: 2211
Current Method: C:\ICPCHEM\1\DATA\wg250918.b\6020ACZ1.M
Calibration File: C:\ICPCHEM\1\DATA\wg250918.b\6020ACZ1.C
Last Cal. Update: Aug 30 2008 11:37 am
Sample Type: Sample
Dilution Factor: 1010.00
Autodil Factor: Undiluted
Final Dil Factor: 1010.00

Data Results:

Analytes:	**Fail**
ISTD:	**Pass**

QC Elements

Element	IS Ref	Tune	Corr Conc	Raw Conc	Units	RSD(%)	High Limit	Flag
9 Be	6	3	1,439.250	1.425	ppb	0.77	200.00	
11 B	6	3	5,189.380	5.138	ppb	3.28	20.00	
27 Al	72	3	###########	9373.000	ppb	0.27	1000.00	OCAL
51 V	45	2	31,219.100	30.910	ppb	1.17	200.00	
52 Cr	45	2	209,373.000	207.300	ppb	0.14	200.00	OCAL
55 Mn	72	3	694,375.000	687.500	ppb	0.69	200.00	OCAL
59 Co	72	3	19,927.300	19.730	ppb	0.46	200.00	
60 Ni	45	2	37,107.400	36.740	ppb	1.22	500.00	
63 Cu	45	2	###########	4144.000	ppb	0.35	500.00	OCAL
66 Zn	72	3	808,202.000	800.200	ppb	0.49	1000.00	
75 As	45	2	15,715.600	15.560	ppb	1.94	500.00	
78 Se	45	1	2,995.660	2.966	ppb	4.40	500.00	
98 Mo	115	3	###########	2342.000	ppb	0.54	200.00	OCAL
107 Ag	115	3	2,904.760	2.876	ppb	1.13	50.00	
111 Cd	115	3	7,071.010	7.001	ppb	0.50	200.00	
118 Sn	115	3	72,780.600	72.060	ppb	1.14	200.00	
121 Sb	115	3	2,145.240	2.124	ppb	0.41	25.00	
137 Ba	115	3	81,254.500	80.450	ppb	0.64	500.00	
205 Tl	209	3	380.871	0.377	ppb	4.24	200.00	
208 Pb	209	3	277,548.000	274.800	ppb	0.74	500.00	
232 Th	209	3	11,948.300	11.830	ppb	0.82	200.00	
238 U	209	3	8,297.150	8.215	ppb	0.87	200.00	

ISTD Elements

Element	Tune	CPS Mean	RSD(%)	Ref Value	Rec(%)	QC Range(%)	Flag
6 Li	3	5439502	0.24	6642480	81.9	30 - 125	
45 Sc	1	5087337	6.92	5092671	99.9	30 - 125	
45 Sc	2	1005750	0.25	1025076	98.1	30 - 125	
45 Sc	3	8412598	0.57	10132127	83.0	30 - 125	
72 Ge	1	1202510	5.37	1247672	96.4	30 - 125	
72 Ge	2	447565	0.56	457859	97.8	30 - 125	
72 Ge	3	1673497	0.27	1938342	86.3	30 - 125	
74 Ge	1	1664560	5.70	1739818	95.7	30 - 125	
74 Ge	2	650716	0.65	676391	96.2	30 - 125	
74 Ge	3	2264811	0.33	2651323	85.4	30 - 125	
115 In	1	4972236	6.76	5135516	96.8	30 - 125	
115 In	2	2208992	0.87	2304636	95.8	30 - 125	
115 In	3	5866977	0.23	6757093	86.8	30 - 125	
159 Tb	3	9186443	0.45	10211683	90.0	30 - 125	
209 Bi	3	11772332	0.70	12646501	93.1	30 - 125	

Tune File# 1 c:\icpchem\1\7500\h2.u
Tune File# 2 c:\icpchem\1\7500\he.u
Tune File# 3 c:\icpchem\1\7500\norm.u

ISTD Ref File : C:\ICPCHEM\1\DATA\wg250918.b\003CALB.D\003CALB.D#

5 :Element Failures 0 :Max. Number of Failures Allowed
0 :ISTD Failures 0 :Max. Number of ISTD Failures Allowed

Sample QC Report

Data File: C:\ICPCHEM\1\DATA\wg250918.b\044SMPL.D\044SMPL.D#
Date Acquired: Aug 30 2008 03:26 pm
Acq. Method: 6020ACZ1.M
Operator:
Sample Name: L71134-17MS
Misc Info:
Vial Number: 2212
Current Method: C:\ICPCHEM\1\DATA\wg250918.b\6020ACZ1.M
Calibration File: C:\ICPCHEM\1\DATA\wg250918.b\6020ACZ1.C
Last Cal. Update: Aug 30 2008 11:37 am
Sample Type: Sample
Dilution Factor: 1010.00
Autodil Factor: Undiluted
Final Dil Factor: 1010.00

Data Results:
Analytes: Fail
ISTD: Pass

QC Elements

Element	IS Ref	Tune	Corr Conc	Raw Conc	Units	RSD(%)	High Limit	Flag
9 Be	6	3	23,977.400	23.740	ppb	1.28	200.00	
11 B	6	3	12,402.800	12.280	ppb	2.59	20.00	
27 Al	72	3	###########	10580.000	ppb	0.79	1000.00	OCAL
51 V	45	2	64,044.100	63.410	ppb	2.51	200.00	
52 Cr	45	2	928,089.000	918.900	ppb	2.46	200.00	OCAL
55 Mn	72	3	944,855.000	935.500	ppb	0.65	200.00	OCAL
59 Co	72	3	53,317.900	52.790	ppb	1.06	200.00	
60 Ni	45	2	240,077.000	237.700	ppb	2.84	500.00	
63 Cu	45	2	###########	6119.000	ppb	2.36	500.00	OCAL
66 Zn	72	3	###########	1138.000	ppb	0.46	1000.00	OCAL
75 As	45	2	51,005.000	50.500	ppb	2.51	500.00	
78 Se	45	1	20,745.400	20.540	ppb	2.96	500.00	
98 Mo	115	3	###########	2585.000	ppb	1.35	200.00	OCAL
107 Ag	115	3	8,116.360	8.036	ppb	1.48	50.00	
111 Cd	115	3	35,905.500	35.550	ppb	1.67	200.00	
118 Sn	115	3	121,200.000	120.000	ppb	1.19	200.00	
121 Sb	115	3	5,314.620	5.262	ppb	1.62	25.00	
137 Ba	115	3	187,759.000	185.900	ppb	1.19	500.00	
205 Tl	209	3	25,856.000	25.600	ppb	1.04	200.00	
208 Pb	209	3	391,779.000	387.900	ppb	0.96	500.00	
232 Th	209	3	27,411.400	27.140	ppb	1.44	200.00	
238 U	209	3	25,835.800	25.580	ppb	0.50	200.00	

ISTD Elements

Element	Tune	CPS Mean	RSD(%)	Ref Value	Rec(%)	QC Range(%)	Flag
6 Li	3	5584655	0.84	6642480	84.1	30 - 125	
45 Sc	1	4302436	3.43	5092671	84.5	30 - 125	
45 Sc	2	961947	1.05	1025076	93.8	30 - 125	
45 Sc	3	8216651	0.27	10132127	81.1	30 - 125	
72 Ge	1	1029899	2.82	1247672	82.5	30 - 125	
72 Ge	2	424359	0.33	457859	92.7	30 - 125	
72 Ge	3	1649448	0.45	1938342	85.1	30 - 125	
74 Ge	1	1431115	2.95	1739818	82.3	30 - 125	
74 Ge	2	613762	0.64	676391	90.7	30 - 125	
74 Ge	3	2215965	0.55	2651323	83.6	30 - 125	
115 In	1	4305909	3.15	5135516	83.8	30 - 125	
115 In	2	2149359	0.64	2304636	93.3	30 - 125	
115 In	3	5951663	0.07	6757093	88.1	30 - 125	
159 Tb	3	9325287	0.34	10211683	91.3	30 - 125	
209 Bi	3	11825812	0.20	12646501	93.5	30 - 125	

Tune File# 1 c:\icpchem\1\7500\h2.u
Tune File# 2 c:\icpchem\1\7500\he.u
Tune File# 3 c:\icpchem\1\7500\norm.u

ISTD Ref File : C:\ICPCHEM\1\DATA\wg250918.b\003CALB.D\003CALB.D#

6 :Element Failures 0 :Max. Number of Failures Allowed
0 :ISTD Failures 0 :Max. Number of ISTD Failures Allowed

Sample QC Report

Data File: C:\ICPCHEM\1\DATA\wg250918.b\045SMPL.D\045SMPL.D#
Date Acquired: Aug 30 2008 03:32 pm
Acq. Method: 6020ACZ1.M
Operator:
Sample Name: L71134-17MSD
Misc Info:
Vial Number: 2301
Current Method: C:\ICPCHEM\1\DATA\wg250918.b\6020ACZ1.M
Calibration File: C:\ICPCHEM\1\DATA\wg250918.b\6020ACZ1.C
Last Cal. Update: Aug 30 2008 11:37 am
Sample Type: Sample
Dilution Factor: 5050.00
Autodil Factor: Undiluted
Final Dil Factor: 5050.00

Data Results:

Analytes: Fail
ISTD: Pass

QC Elements

Element	IS Ref	Tune	Corr Conc	Raw Conc	Units	RSD(%)	High Limit	Flag
9 Be	6	3	109,534.500	21.690	ppb	1.23	200.00	
11 B	6	3	51,611.000	10.220	ppb	1.91	20.00	
27 Al	72	3	###########	10130.000	ppb	0.89	1000.00	OCAL
51 V	45	2	288,809.500	57.190	ppb	1.03	200.00	
52 Cr	45	2	###########	900.800	ppb	0.66	200.00	OCAL
55 Mn	72	3	###########	801.700	ppb	0.19	200.00	OCAL
59 Co	72	3	244,824.000	48.480	ppb	0.88	200.00	
60 Ni	45	2	###########	282.500	ppb	0.71	500.00	
63 Cu	45	2	###########	4887.000	ppb	1.21	500.00	OCAL
66 Zn	72	3	###########	927.600	ppb	0.60	1000.00	
75 As	45	2	223,513.000	44.260	ppb	1.71	500.00	
78 Se	45	1	79,487.000	15.740	ppb	0.46	500.00	
98 Mo	115	3	###########	2596.000	ppb	0.27	200.00	OCAL
107 Ag	115	3	38,077.000	7.540	ppb	0.63	50.00	
111 Cd	115	3	168,468.000	33.360	ppb	0.90	200.00	
118 Sn	115	3	735,785.000	145.700	ppb	0.31	200.00	
121 Sb	115	3	26,472.100	5.242	ppb	0.66	25.00	
137 Ba	115	3	623,170.000	123.400	ppb	0.70	500.00	
205 Tl	209	3	124,836.000	24.720	ppb	0.04	200.00	
208 Pb	209	3	###########	400.500	ppb	1.04	500.00	
232 Th	209	3	129,785.000	25.700	ppb	1.09	200.00	
238 U	209	3	123,169.500	24.390	ppb	1.06	200.00	

ISTD Elements

Element	Tune	CPS Mean	RSD(%)	Ref Value	Rec(%)	QC Range(%)	Flag
6 Li	3	6051244	1.88	6642480	91.1	30 - 125	
45 Sc	1	4884676	1.56	5092671	95.9	30 - 125	
45 Sc	2	1011837	0.92	1025076	98.7	30 - 125	
45 Sc	3	8460484	0.59	10132127	83.5	30 - 125	
72 Ge	1	1152824	2.01	1247672	92.4	30 - 125	
72 Ge	2	442816	0.06	457859	96.7	30 - 125	
72 Ge	3	1701177	0.57	1938342	87.8	30 - 125	
74 Ge	1	1613017	1.82	1739818	92.7	30 - 125	
74 Ge	2	643450	0.51	676391	95.1	30 - 125	
74 Ge	3	2284652	0.38	2651323	86.2	30 - 125	
115 In	1	4961812	1.57	5135516	96.6	30 - 125	
115 In	2	2275088	0.21	2304636	98.7	30 - 125	
115 In	3	6226999	1.01	6757093	92.2	30 - 125	
159 Tb	3	9891567	1.08	10211683	96.9	30 - 125	
209 Bi	3	12516060	0.14	12646501	99.0	30 - 125	

Tune File# 1 c:\icpchem\1\7500\h2.u
Tune File# 2 c:\icpchem\1\7500\he.u
Tune File# 3 c:\icpchem\1\7500\norm.u

ISTD Ref File : C:\ICPCHEM\1\DATA\wg250918.b\003CALB.D\003CALB.D#

5 :Element Failures 0 :Max. Number of Failures Allowed
0 :ISTD Failures 0 :Max. Number of ISTD Failures Allowed

Continuing Calibration Verification (CCV) QC Report

Data File: C:\ICPCHEM\1\DATA\wg250918.b\049_CCV.D\049_CCV.D#
Date Acquired: Aug 30 2008 03:57 pm
Operator:
Sample Name: CCV
Misc Info:
Vial Number: 1107
Current Method: C:\ICPCHEM\1\DATA\wg250918.b\6020ACZ1.M
Calibration File: C:\ICPCHEM\1\DATA\wg250918.b\6020ACZ1.C
Last Cal Update: Aug 30 2008 11:37 am
Sample Type: CCV
Total Dil Factor: 1.00

Data Results:
Analytes: Fail
ISTD: Pass

QC Elements

Element	IS Ref	Tune	Conc. ppb	RSD(%)	Expected	Rec(%)	QC Range(%)	Flag
9 Be	6	3	40.100	0.84	50.00	80.2	89 - 110	Fail
11 B	6	3	21.410	0.48	20.00	107.1	89 - 110	
27 Al	72	3	104.600	0.47	100.00	104.6	89 - 110	
51 V	45	2	49.250	0.91	50.00	98.5	89 - 110	
52 Cr	45	2	50.180	0.69	50.00	100.4	89 - 110	
55 Mn	72	3	51.930	0.65	50.00	103.9	89 - 110	
59 Co	72	3	50.270	0.49	50.00	100.5	89 - 110	
60 Ni	45	2	49.780	1.17	50.00	99.6	89 - 110	
63 Cu	45	2	51.040	0.82	50.00	102.1	89 - 110	
66 Zn	72	3	53.790	0.90	50.00	107.6	89 - 110	
75 As	45	2	51.360	1.11	50.00	102.7	89 - 110	
78 Se	45	1	50.880	1.21	50.00	101.8	89 - 110	
98 Mo	115	3	19.920	0.82	20.00	99.6	89 - 110	
107 Ag	115	3	20.810	0.74	20.00	104.1	89 - 110	
111 Cd	115	3	49.490	0.90	50.00	99.0	89 - 110	
118 Sn	115	3	50.280	0.51	50.00	100.6	89 - 110	
121 Sb	115	3	20.380	0.32	20.00	101.9	89 - 110	
137 Ba	115	3	52.410	0.83	50.00	104.8	89 - 110	
205 Tl	209	3	53.300	0.49	50.00	106.6	89 - 110	
208 Pb	209	3	51.140	0.22	50.00	102.3	89 - 110	
232 Th	209	3	51.910	0.41	50.00	103.8	89 - 110	
238 U	209	3	50.070	0.82	50.00	100.1	89 - 110	

ISTD Elements

Element	Tune	CPS Mean	RSD(%)	Ref Value	Rec(%)	QC Range(%)	Flag
6 Li	3	5718067	0.42	6642480	86.1	30 - 125	
45 Sc	1	4998856	0.80	5092671	98.2	30 - 125	
45 Sc	2	1055188	0.75	1025076	102.9	30 - 125	
45 Sc	3	8572199	0.46	10132127	84.6	30 - 125	
72 Ge	1	1208761	0.42	1247672	96.9	30 - 125	
72 Ge	2	457964	0.32	457859	100.0	30 - 125	
72 Ge	3	1691943	0.31	1938342	87.3	30 - 125	
74 Ge	1	1706865	0.54	1739818	98.1	30 - 125	
74 Ge	2	674558	0.18	676391	99.7	30 - 125	
74 Ge	3	2338009	0.64	2651323	88.2	30 - 125	
115 In	1	5127736	0.21	5135516	99.8	30 - 125	
115 In	2	2397681	0.37	2304636	104.0	30 - 125	
115 In	3	6224916	0.26	6757093	92.1	30 - 125	
159 Tb	3	9618524	0.04	10211683	94.2	30 - 125	
209 Bi	3	12289345	0.56	12646501	97.2	30 - 125	

Tune File# 1 c:\icpchem\1\7500\h2.u
Tune File# 2 c:\icpchem\1\7500\he.u
Tune File# 3 c:\icpchem\1\7500\norm.u

ISTD Ref File : C:\ICPCHEM\1\DATA\wg250918.b\003CALB.D\003CALB.D#

1 :Element Failures
0 :ISTD Failures
0 :Max. Number of Failures Allowed
0 :Max. Number of ISTD Failures Allowed

Continuing Calibration Blank (CCB) QC Report

Data File: C:\ICPCHEM\1\DATA\wg250918.b\050_CCB.D\050_CCB.D#
Date Acquired: Aug 30 2008 04:04 pm
Operator:
Sample Name: CCB
Misc Info:
Vial Number: 1102
Current Method: C:\ICPCHEM\1\DATA\wg250918.b\6020ACZ1.M
Calibration File: C:\ICPCHEM\1\DATA\wg250918.b\6020ACZ1.C
Last Cal Update: Aug 30 2008 11:37 am
Sample Type: CCB
Total Dil Factor: 1.00

Data Results:
Analytes: Pass
ISTD: Pass

QC Elements

Element	IS Ref	Tune	Conc.	RSD(%)	High Limit	Flag
9 Be	6	3	0.011 ppb	26.29	0.300	
11 B	6	3	0.236 ppb	3.70	1.500	
27 Al	72	3	0.633 ppb	47.60	3.000	
51 V	45	2	0.006 ppb	56.63	0.600	
52 Cr	45	2	-0.159 ppb	2.22	0.300	
55 Mn	72	3	0.007 ppb	225.41	1.500	
59 Co	72	3	0.016 ppb	44.00	0.150	
60 Ni	45	2	-0.002 ppb	162.99	1.800	
63 Cu	45	2	-0.089 ppb	1.11	1.500	
66 Zn	72	3	0.067 ppb	48.24	6.000	
75 As	45	2	0.051 ppb	27.11	1.500	
78 Se	45	1	0.012 ppb	70.47	3.000	
98 Mo	115	3	0.362 ppb	8.67	1.500	
107 Ag	115	3	0.008 ppb	18.69	0.150	
111 Cd	115	3	0.017 ppb	40.86	0.300	
118 Sn	115	3	0.087 ppb	8.12	0.300	
121 Sb	115	3	0.135 ppb	8.45	1.200	
137 Ba	115	3	0.024 ppb	44.44	0.300	
205 Tl	209	3	0.141 ppb	4.78	0.300	
206 (Pb)	209	3	-0.029 ppb	23.38	0.300	
232 Th	209	3	0.077 ppb	2.97	3.000	
238 U	209	3	0.014 ppb	26.32	0.300	

ISTD Elements

Element	Tune	CPS Mean	RSD(%)	Ref Value	Rec(%)	QC Range(%)	Flag
6 Li	3	5734212	0.74	6642480	86.3	30 - 125	
45 Sc	1	4859717	5.87	5092671	95.4	30 - 125	
45 Sc	2	1028144	0.58	1025076	100.3	30 - 125	
45 Sc	3	8528972	0.55	10132127	84.2	30 - 125	
72 Ge	1	1183894	3.32	1247672	94.9	30 - 125	
72 Ge	2	455053	0.41	457859	99.4	30 - 125	
72 Ge	3	1682165	0.20	1938342	86.8	30 - 125	
74 Ge	1	1659715	3.84	1739818	95.4	30 - 125	
74 Ge	2	669926	0.23	676391	99.0	30 - 125	
74 Ge	3	2303807	0.51	2651323	86.9	30 - 125	
115 In	1	4993489	5.74	5135516	97.2	30 - 125	
115 In	2	2326312	0.31	2304636	100.9	30 - 125	
115 In	3	6164677	0.60	6757093	91.2	30 - 125	
159 Tb	3	9524374	0.54	10211683	93.3	30 - 125	
209 Bi	3	12105550	0.28	12646501	95.7	30 - 125	

Tune File# 1 c:\icpchem\1\7500\h2.u
Tune File# 2 c:\icpchem\1\7500\he.u
Tune File# 3 c:\icpchem\1\7500\norm.u

ISTD Ref File : C:\ICPCHEM\1\DATA\wg250918.b\003CALB.D\003CALB.D#

0 :Element Failures
0 :ISTD Failures
0 :Max. Number of Failures Allowed
0 :Max. Number of ISTD Failures Allowed

Continuing Calibration Verification (CCV) QC Report

Data File: C:\ICPCHEM\1\DATA\wg250918.b\057_CCV.D\057_CCV.D#
Date Acquired: Aug 30 2008 04:48 pm
Operator:
Sample Name: CCV
Misc Info:
Vial Number: 1107
Current Method: C:\ICPCHEM\1\DATA\wg250918.b\6020ACZ1.M
Calibration File: C:\ICPCHEM\1\DATA\wg250918.b\6020ACZ1.C
Last Cal Update: Aug 30 2008 11:37 am
Sample Type: CCV
Total Dil Factor: 1.00

Data Results:
Analytes: Fail
ISTD: Pass

QC Elements

Element	IS Ref	Tune	Conc. ppb	RSD(%)	Expected	Rec(%)	QC Range(%)	Flag
9 Be	6	3	39.350	0.85	50.00	78.7	89 - 110	Fail
11 B	6	3	21.090	0.44	20.00	105.5	89 - 110	
27 Al	72	3	103.900	0.47	100.00	103.9	89 - 110	
51 V	45	2	49.230	1.15	50.00	98.5	89 - 110	
52 Cr	45	2	50.040	1.22	50.00	100.1	89 - 110	
55 Mn	72	3	52.060	0.32	50.00	104.1	89 - 110	
59 Co	72	3	50.310	0.58	50.00	100.6	89 - 110	
60 Ni	45	2	49.480	1.52	50.00	99.0	89 - 110	
63 Cu	45	2	50.710	1.33	50.00	101.4	89 - 110	
66 Zn	72	3	53.710	0.88	50.00	107.4	89 - 110	
75 As	45	2	51.650	1.30	50.00	103.3	89 - 110	
78 Se	45	1	50.840	0.63	50.00	101.7	89 - 110	
98 Mo	115	3	19.630	0.15	20.00	98.2	89 - 110	
107 Ag	115	3	20.590	0.36	20.00	103.0	89 - 110	
111 Cd	115	3	49.110	0.93	50.00	98.2	89 - 110	
118 Sn	115	3	50.390	0.26	50.00	100.8	89 - 110	
121 Sb	115	3	20.380	0.37	20.00	101.9	89 - 110	
137 Ba	115	3	52.400	0.91	50.00	104.8	89 - 110	
205 Tl	209	3	53.620	0.52	50.00	107.2	89 - 110	
208 Pb	209	3	51.430	0.62	50.00	102.9	89 - 110	
232 Th	209	3	51.960	0.30	50.00	103.9	89 - 110	
238 U	209	3	50.410	0.81	50.00	100.8	89 - 110	

ISTD Elements

Element	Tune	CPS Mean	RSD(%)	Ref Value	Rec(%)	QC Range(%)	Flag
6 Li	3	5653351	0.16	6642480	85.1	30 - 125	
45 Sc	1	4866620	0.57	5092671	95.6	30 - 125	
45 Sc	2	1024374	1.08	1025076	99.9	30 - 125	
45 Sc	3	8400289	0.39	10132127	82.9	30 - 125	
72 Ge	1	1180931	0.64	1247672	94.7	30 - 125	
72 Ge	2	447360	0.32	457859	97.7	30 - 125	
72 Ge	3	1663829	0.67	1938342	85.8	30 - 125	
74 Ge	1	1641093	0.13	1739818	94.3	30 - 125	
74 Ge	2	660666	0.37	676391	97.7	30 - 125	
74 Ge	3	2303336	1.01	2651323	86.9	30 - 125	
115 In	1	5010054	0.72	5135516	97.6	30 - 125	
115 In	2	2361507	1.08	2304636	102.5	30 - 125	
115 In	3	6145685	0.65	6757093	91.0	30 - 125	
159 Tb	3	9503087	0.41	10211683	93.1	30 - 125	
209 Bi	3	12058962	1.04	12646501	95.4	30 - 125	

Tune File# 1 c:\icpchem\1\7500\h2.u
Tune File# 2 c:\icpchem\1\7500\he.u
Tune File# 3 c:\icpchem\1\7500\norm.u

ISTD Ref File : C:\ICPCHEM\1\DATA\wg250918.b\003CALB.D\003CALB.D#

1 :Element Failures 0 :Max. Number of Failures Allowed
0 :ISTD Failures 0 :Max. Number of ISTD Failures Allowed

Continuing Calibration Blank (CCB) QC Report

Data File: C:\ICPCHEM\1\DATA\wg250918.b\058_CCB.D\058_CCB.D#
Date Acquired: Aug 30 2008 04:54 pm
Operator:
Sample Name: CCB
Misc Info:
Vial Number: 1102
Current Method: C:\ICPCHEM\1\DATA\wg250918.b\6020ACZ1.M
Calibration File: C:\ICPCHEM\1\DATA\wg250918.b\6020ACZ1.C
Last Cal Update: Aug 30 2008 11:37 am
Sample Type: CCB
Total Dil Factor: 1.00

Data Results:
Analytes: Pass
ISTD: Pass

QC Elements

Element	IS Ref	Tune	Conc.	RSD(%)	High Limit	Flag
9 Be	6	3	0.009 ppb	9.60	0.300	
11 B	6	3	0.256 ppb	10.38	1.500	
27 Al	72	3	0.251 ppb	5.76	3.000	
51 V	45	2	0.026 ppb	53.23	0.600	
52 Cr	45	2	-0.175 ppb	2.03	0.300	
55 Mn	72	3	-0.003 ppb	68.54	1.500	
59 Co	72	3	0.011 ppb	42.95	0.150	
60 Ni	45	2	0.002 ppb	145.70	1.800	
63 Cu	45	2	-0.114 ppb	13.38	1.500	
66 Zn	72	3	0.037 ppb	83.44	6.000	
75 As	45	2	0.065 ppb	6.92	1.500	
78 Se	45	1	0.035 ppb	42.88	3.000	
98 Mo	115	3	0.127 ppb	6.48	1.500	
107 Ag	115	3	0.008 ppb	35.29	0.150	
111 Cd	115	3	0.012 ppb	23.80	0.300	
118 Sn	115	3	0.072 ppb	10.76	0.300	
121 Sb	115	3	0.135 ppb	4.76	1.200	
137 Ba	115	3	0.021 ppb	30.53	0.300	
205 Tl	209	3	0.134 ppb	0.39	0.300	
206 (Pb)	209	3	-0.078 ppb	7.45	0.300	
232 Th	209	3	0.091 ppb	4.68	3.000	
238 U	209	3	0.013 ppb	23.60	0.300	

ISTD Elements

Element	Tune	CPS Mean	RSD(%)	Ref Value	Rec(%)	QC Range(%)	Flag
6 Li	3	5673963	1.08	6642480	85.4	30 - 125	
45 Sc	1	4795795	0.35	5092671	94.2	30 - 125	
45 Sc	2	1023968	2.48	1025076	99.9	30 - 125	
45 Sc	3	8513990	0.10	10132127	84.0	30 - 125	
72 Ge	1	1170130	0.28	1247672	93.8	30 - 125	
72 Ge	2	453911	1.46	457859	99.1	30 - 125	
72 Ge	3	1689047	0.37	1938342	87.1	30 - 125	
74 Ge	1	1633179	0.46	1739818	93.9	30 - 125	
74 Ge	2	669053	1.28	676391	98.9	30 - 125	
74 Ge	3	2310405	0.15	2651323	87.1	30 - 125	
115 In	1	4946759	0.36	5135516	96.3	30 - 125	
115 In	2	2330097	1.91	2304636	101.1	30 - 125	
115 In	3	6210898	0.65	6757093	91.9	30 - 125	
159 Tb	3	9572765	0.29	10211683	93.7	30 - 125	
209 Bi	3	12112772	0.43	12646501	95.8	30 - 125	

Tune File# 1 c:\icpchem\1\7500\h2.u
Tune File# 2 c:\icpchem\1\7500\he.u
Tune File# 3 c:\icpchem\1\7500\norm.u

ISTD Ref File : C:\ICPCHEM\1\DATA\wg250918.b\003CALB.D\003CALB.D#

0 :Element Failures
0 :ISTD Failures
0 :Max. Number of Failures Allowed
0 :Max. Number of ISTD Failures Allowed

ICP 3050

WG250782

ACZ Laboratories, Inc

QC List Type: QC-ICP-846
QCListMatClass: SOLID
Bench Sheet List:
QC Ref: MA-ICP-T-846
Group ID: MA-G-ICP_-3050
Method Ref: M6010B
SOP Ref: SOPII012

Instrument ID: ICP5
Analyst: AEH
ACZ Dept: 33
Create Date: 8/27/2008 4:29:57 PM
Start Date/Time: 8/27/08
End Date/Time:

SE Q	ACZ ID	Client ID	SubSX	Pri	AG 30 50	AL 30 50	AS 30 50	BA 30 50	BE 30 50	CA 30 50	CD 30 50	CO 30 50	CR 30 50 (267)	CU 30 50	FE 30 50 (240)	K 30 50	MG 30 50	MN 30 50	MO 30 50	NA 30 50	NI 30 50 (589 231)	PB 30 50	SE 30 50	ZN 30 50 (213)	Dilution
1	WG250782ICV	II080820-1			✓	✓	✓	✓	✓	✓	✓	✓	✓	✓	✓	✓	✓	✓	✓	✓	✓	✓	✓	✓	1
2	WG250782ICB	NONE			✓	✓	✓	✓	✓	✓	✓	✓	✓	✓	✓	✓	✓	✓	✓	✓	✓	✓	✓	✓	1
3	WG250782PQV	II080821-5			✓	✓	✓	✓	✓	✓	✓	✓	✓	✓	✓	✓	✓	✓	✓	✓	✓	✓	✓	✓	1
4	WG250782ICSAB	II080819-4			✓	✓	✓	✓	✓	✓	✓	✓	✓	✓	✓	✓	✓	✓	✓	✓	✓	✓	✓	✓	1
5	WG250513PBS	NONE			✓	✓	✓	✓	✓	✓	✓	✓	✓	✓	✓	✓	✓	✓	✓	✓	✓	✓	✓	✓	100
6	WG250513LCSS	PCN30289			✓	✓	✓	✓	✓	✓	✓	✓	✓	✓	✓	✓	✓	✓	✓	✓	✓	✓	✓	✓	100
7	WG250513LCSSD	PCN30289			✓	✓	✓	✓	✓	✓	✓	✓	✓	✓	✓	✓	✓	✓	✓	✓	✓	✓	✓	✓	100
8	L71133-01	VN OF HOPE COMP			✓	✓	✓			✓	✓	✓	✓	✓	✓	✓	✓	✓		✓	✓	✓	✓	✓	102
9	L71134-01	RP-JS-02-0-1						✓	✓		✓	✓	✓	✓				✓	✓		✓			✓	101
10	L71134-02	RP-JS-02-1-3						✓	✓		✓	✓	✓	✓				✓	✓		✓			✓	101
11	L71134-03	RP-JS-02-1-3D						✓	✓		✓	✓	✓	✓				✓	✓		✓			✓	101
12	L71134-04	RP-JS-02-5-7						✓	✓		✓	✓	✓	✓				✓	✓		✓			✓	101
13	WG250782CCV1	II080820-2			✓	✓	✓	✓	✓	✓	✓	✓	✓	✓	✓	✓	✓	✓	✓	✓	✓	✓	✓	✓	1
14	WG250782CCB1	NONE			✓	✓	✓	✓	✓	✓	✓	✓	✓	✓	✓	✓	✓	✓	✓	✓	✓	✓	✓	✓	1
15	L71134-05	RP-JS-02-10-12						✓	✓		✓	✓	✓	✓				✓	✓		✓			✓	101
16	L71134-06	RP-JS-02-15-17						✓	✓		✓	✓	✓	✓				✓	✓		✓			✓	101
17	L71134-07	RP-JS-01-0-1						✓	✓		✓	✓	✓	✓				✓	✓		✓			✓	101
18	L71134-08	RP-JS-01-1-3						✓	✓		✓	✓	✓	✓				✓	✓		✓			✓	101
19	L71134-09	RP-JS-01-1-3D						✓	✓		✓	✓	✓	✓				✓	✓		✓			✓	101
20	L71134-10	RP-JS-01-5-7						✓	✓		✓	✓	✓	✓				✓	✓		✓			✓	101
21	L71134-11	RP-JS-01-10-12						✓	✓		✓	✓	✓	✓				✓	✓		✓			✓	101
22	L71134-12	RP-JS-01-15-17						✓	✓		✓	✓	✓	✓				✓	✓		✓			✓	100
23	L71134-13	EM-JS-08-0-1						✓	✓		✓	✓	✓	✓				✓	✓		✓			✓	101

Report Comments: _____

Internal Comments _____

AREV: AEH 8/28/08
Initials, Date

SREV: SLP 8-29-08
Initials, Date

82908

OR 8-29-08

ICP 3050

WG250782

ACZ Laboratories, Inc

QC List Type: QC-ICP-846
QCListMatClass: SOLID
Bench Sheet List:
QC Ref: MA-ICP-T-846
Group ID: MA-G-ICP_-3050
Method Ref: M6010B
SOP Ref: SOPII012

Instrument ID: ICP5
Analyst:
ACZ Dept: 33
Create Date: 8/27/2008 4:29:57 PM
Start Date/Time:
End Date/Time:

SE Q	ACZ ID	Client ID	SubSX	Pri	AG 30 50	AL 30 50	AS 30 50	BA 30 50	BE 30 50	CA 30 50	CD 30 50	CO 30 50	CR 30 50	CU 30 50	FE 30 50	K 30 50	MG 30 50	MN 30 50	MO 30 50	NA 30 50	NI 30 50	PB 30 50	SE 30 50	ZN 30 50	Dilution
24	L71134-14	EM-JS-08-1-3						✓	✓		✓	✓	✓	✓				✓	✓		✓			✓	101
25	WG250782CCV2	II080820-2			✓	✓	✓	✓	✓	✓	✓	✓	✓	✓	✓	✓	✓	✓	✓	✓	✓	✓	✓	✓	1
26	WG250782CCB2	NONE			✓	✓	✓	✓	✓	✓	✓	✓	✓	✓	✓	✓	✓	✓	✓	✓	✓	✓	✓	✓	1
27	L71134-15	EM-JS-08-1-3D						✓	✓		✓	✓	✓	✓				✓	✓		✓			✓	101
28	L71134-16	EM-JS-08-5-7						✓	✓		✓	✓	✓	✓				✓	✓		✓			✓	101
29	L71134-16SDL	NONE			✓	✓	✓	✓	✓	✓	✓	✓	✓	✓	✓	✓	✓	✓	✓	✓	✓	✓	✓	✓	101
30	L71134-16MS	II080811-3			✓	✓	✓	✓	✓	✓	✓	✓	✓	✓	✓	✓	✓	✓	✓	✓	✓	✓	✓	✓	101
31	L71134-16MSD	II080811-3			✓	✓	✓	✓	✓	✓	✓	✓	✓	✓	✓	✓	✓	✓	✓	✓	✓	✓	✓	✓	101
32	L71134-17	EM-JS-08-10-12						✓	✓		✓	✓	✓	✓				✓	✓		✓			✓	101
33	WG250782CCV3	II080820-2			✓	✓	✓	✓	✓	✓	✓	✓	✓	✓	✓	✓	✓	✓	✓	✓	✓	✓	✓	✓	1
34	WG250782CCB3	NONE			✓	✓	✓	✓	✓	✓	✓	✓	✓	✓	✓	✓	✓	✓	✓	✓	✓	✓	✓	✓	1

Report Comments: _____

_____

Internal Comments _____

_____

AREV: _____
Initials, Date

SREV: _____
Initials, Date

82908

ICP 3050

QC List Type: QC-ICP-846
QCListMatClass: SOLID
Bench Sheet List:
QC Ref: MA-ICP-T-846
Group ID: MA-G-ICP_-3050
Method Ref: M6010B
SOP Ref: SOPII012

WG250782

ACZ Laboratories, Inc

Instrument ID: ICP5
Analyst:
ACZ Dept: 33
Create Date: 8/27/2008 4:29:57 PM
Start Date/Time:
End Date/Time:

Sample	Login Comments
L71133-01	BAG OF SOIL
L71134-01	SJ(2) INORG WALKIN
L71134-02	SJ(2) INORG WALKIN
L71134-03	SJ(2) INORG WALKIN
L71134-04	SJ(2) INORG WALKIN
L71134-05	SJ(2) INORG WALKIN
L71134-06	SJ(2) INORG WALKIN
L71134-07	SJ(2) INORG WALKIN
L71134-08	SJ(2) INORG WALKIN
L71134-09	SJ(2) INORG WALKIN
L71134-10	SJ(2) INORG WALKIN
L71134-11	SJ(2) INORG WALKIN
L71134-12	SJ(2) INORG WALKIN
L71134-13	SJ(2) INORG WALKIN
L71134-14	SJ(2) INORG WALKIN
L71134-15	SJ(2) INORG WALKIN
L71134-16	SJ(2) INORG WALKIN
L71134-16MS	ICP Spike
L71134-16MSD	ICP Spike
L71134-17	SJ(2) INORG WALKIN

Report Comments: _____

Internal Comments _____

AREV: _____
Initials, Date

SREV: _____
Initials, Date

82908

ACZ Laboratories, Inc.

ICP DATA REVIEW CHECKLIST

Reviewed By:	AEH
Date:	8/28/08
Approved By:	[illegible]
Date:	8-29-08

Work Group:	WG250782
Sample Type:	3050
Analysis Date:	8/28/08
Analyst:	AEH

Instrument Checklist	**Yes**	**No**	**N / A**
1) Is the correct run date associated with the workgroup?	✓		
2) Are all of the QC critera listed in LIMS within specified limits? **		✓	
3) Are all samples requiring re-analysis / re-digestion at REDO / REDX status?	✓		
4) Are all errors properly corrected (i.e. single-line crossout, dated & initialed)?	✓		
5) Is a current standard/reagent form attached to the workgroup?	✓		
6) Have all dilutions performed at the bench been checked off on the benchsheet?			✓
7) Has any sample on a 2x dilution been checked for proper mixing (review raw data)?			✓
8) Is any sample analyzed on dilution appropriately "D" qualified (not required for o-cal, EC, TDS)?			✓
9) Is the correct sub-sample type entered on the bench sheet (if different than SOP)?			✓
10) **FOR SREV**: QA/QC approval for initial training or 2 sets of initials for WG & LIMS?	/		

For any item listed above that is checked "No" state the problem and corrective action / resolution in the sections below.

QC/Sample ID	Analytical Problem		Corrective action
L71133-01	Fe - OCAL		Redo → 5x @ bench
	Ni - LOW		Redo → ⊥
L71134-16	Cu - OCAL		Redo → 5x @ bench
	Fe - OCAL		~~Redo →~~ AEH 8/28/08
L71134-16 SDL	Ag - 94.4%		ZG
	Co - 10.7%		ZG
	Cu - 146.4%		ZG
	Fe - 254.6%		@ Redo
	Na - 17.2%		ZG
L71134-16 MS	Al - 1811.4%	MSD: Al - 2079.2%	M3
	Mn - 13.9%	Mn - -87.2%	M3
	Mo - 424.6%	Mo - -1002%	M3
	Pb - 175%	Pb - -228.8% RPD - 51.71%	M3, RD
	Zn - 202.4%	Zn - 315.6%	M3
		Cr - 126.5%	MA
	Cu - -443.4%	Cu - -5249.7%	M3
	Fe - -541.5%	Fe - -916.3%	@ Redo

** Na 3302 line is used for values > 500 mg/L. LIMS failure(s) of blanks and low level QC standards is due to high "noise."

FRMII009.09.07.12

ACZ LABORATORIES, INC.
Standards/Reagents Information
ICP Spectrophotometer, Method EPA 200.7/6010 B
SOP# : SOPII012

CALIBRATION REAGENTS

TJA 61e (ICP2, ICP3)

1% Calibration Standards			10% Calibration Standards		
CLPSTD1:	II080826-1	SCN	CLPTSTD1:	II080710-2	SCN
CLPSTD2:	II080801-1	SCN	CLPTSTD2:	ii080701-1	SCN
CLPSTD3:	II080819-2	SCN	CLPTSTD3:	II080806-1	SCN

Leeman Prodigy (ICP4)

1% Calibration Standards			10% Calibration Standards		
CLPSTD1:	**	SCN	CLPTSTD1:	**	SCN
CLPSTD2:	II080811-1	SCN	CLPTSTD2:	II080813-1	SCN
CLPSTD3:	II080710-4	SCN	CLPTSTD3:	ii080702-1	SCN

Yttrium (Internal Standard) = PCN28354

**=CALSTD1 is a 2X dilution on CALSTD2 using either 1% or 10% Blank as the dilutent.

Blank Solutions:

Nitric acid:	30496	PCN	Hydrochloric acid:	29874	PCN

g:\data\clp_frm\icp_std.xls

ACZ Laboratories, Inc.
2773 Downhill Drive Steamboat Springs, CO 80487 (800) 334-5493

Workgroup Review and Approval

WG250782

Date Reported: 29-Aug-08
Run ID: R626719
Date Analyzed: 28-Aug-08
ICAL Workgroup:
Instrument ID: ICP5

WG250782ICV

Tag:

Measured: 8/28/2008 2:38:46 AM

Status	Parm_Stored	Type	Value	Dil	Qual	Units	Appv	MDL	RDL	Text Value	Ext Qual
SREV	ALUMINUM	FOUND	2.021	1		mg/L	++	0.03	0.2		
SREV	ALUMINUM	REC	101.1	1		%	++	0.03	0.2		
SREV	ALUMINUM	RSD	0.195	1		mg/L	++	0.03	0.15		
SREV	ANTIMONY	FOUND	4.017	1		mg/L	++	0.02	0.1		
SREV	ANTIMONY	FOUND	3.796	1		mg/L	++	0.02	0.1		
SREV	ANTIMONY	REC	100.4	1		%	++	0.02	0.1		
SREV	ANTIMONY	REC	94.9	1		%	++	0.02	0.1		
SREV	ANTIMONY	RSD	0.6805	1		mg/L	++	0.02	0.1		
SREV	ANTIMONY	RSD	0.2197	1		mg/L	++	0.02	0.1		
SREV	ARSENIC	FOUND	4.064	1		mg/L	++	0.04	0.2		
SREV	ARSENIC	REC	101.6	1		%	++	0.04	0.2		
SREV	ARSENIC	RSD	0.7001	1		mg/L	++	0.04	0.2		
SREV	BARIUM	FOUND	2.0243	1		mg/L	++	0.003	0.02		
SREV	BARIUM	REC	101.2	1		%	++	0.003	0.02		
SREV	BARIUM	RSD	0.0916	1		mg/L	++	0.003	0.015		
SREV	BERYLLIUM	FOUND	2.06	1		mg/L	++	0.002	0.01		
SREV	BERYLLIUM	REC	103	1		%	++	0.002	0.01		
SREV	BERYLLIUM	RSD	0.0524	1		mg/L	++	0.002	0.01		
SREV	BISMUTH	FOUND	1.857	1		mg/L	++	0.04	0.2		
SREV	BISMUTH	REC	92.9	1		%	++	0.04	0.2		
SREV	BISMUTH	RSD	0.4118	1		mg/L	++	0.04	0.2		
SREV	BORON	FOUND	2.041	1		mg/L	++	0.01	0.05		
SREV	BORON	REC	102.1	1		%	++	0.01	0.05		
SREV	BORON	RSD	0.1047	1		mg/L	++	0.01	0.05		
SREV	CADMIUM	FOUND	1.9655	1		mg/L	++	0.005	0.02		
SREV	CADMIUM	REC	98.3	1		%	++	0.005	0.02		
SREV	CADMIUM	RSD	0.0597	1		mg/L	++	0.005	0.015		
SREV	CALCIUM	FOUND	101.81	1		mg/L	++	0.2	1		
SREV	CALCIUM	REC	101.8	1		%	++	0.2	1		
SREV	CALCIUM	RSD	0.0107	1		mg/L	++	0.2	1		
SREV	CHROMIUM	FOUND	2.007	1		mg/L	++	0.01	0.05		
SREV	CHROMIUM	REC	100.4	1		%	++	0.01	0.05		
SREV	CHROMIUM	RSD	0.5186	1		mg/L	++	0.01	0.05		
SREV	COBALT	FOUND	1.994	1		mg/L	++	0.01	0.05		
SREV	COBALT	REC	99.6	1		%	++	0.01	0.05		
SREV	COBALT	RSD	0.1176	1		mg/L	++	0.01	0.05		
SREV	COPPER	FOUND	1.999	1		mg/L	++	0.01	0.05		
SREV	COPPER	REC	100	1		%	++	0.01	0.05		
SREV	COPPER	RSD	0.3164	1		mg/L	++	0.01	0.05		
SREV	GALLIUM	FOUND	2.08	1		mg/L	++	0.1	0.5		
SREV	GALLIUM	REC	104	1		%	++	0.1	0.5		
SREV	GALLIUM	RSD	0.8826	1		mg/L	++	0.1	0.5		
SREV	IRON	FOUND	1.946	1		mg/L	++	0.02	0.05		
SREV	IRON	REC	97.3	1		%	++	0.02	0.05		
SREV	IRON	RSD	0.2099	1		mg/L	++	0.02	0.05		

SREV	LEAD	FOUND	3.928	1	mg/L	++	0.04	0.2
SREV	LEAD	REC	98.2	1	%	++	0.04	0.2
SREV	LEAD	RSD	0.087	1	mg/L	++	0.04	0.2
SREV	LITHIUM	FOUND	2.007	1	mg/L	++	0.02	0.1
SREV	LITHIUM	REC	100.4	1	%	++	0.02	0.1
SREV	LITHIUM	RSD	0.2785	1	mg/L	++	0.02	0.1
SREV	MAGNESIUM	FOUND	103.66	1	mg/L	++	0.2	1
SREV	MAGNESIUM	REC	103.7	1	%	++	0.2	1
SREV	MAGNESIUM	RSD	0.22	1	mg/L	++	0.2	1
SREV	MANGANESE	FOUND	1.9988	1	mg/L	++	0.005	0.03
SREV	MANGANESE	REC	99.9	1	%	++	0.005	0.03
SREV	MANGANESE	RSD	0.0123	1	mg/L	++	0.005	0.025
SREV	MOLYBDENUM	FOUND	2.014	1	mg/L	++	0.01	0.05
SREV	MOLYBDENUM	REC	100.7	1	%	++	0.01	0.05
SREV	MOLYBDENUM	RSD	0.0938	1	mg/L	++	0.01	0.05
SREV	NICKEL	FOUND	1.945	1	mg/L	++	0.01	0.05
SREV	NICKEL	REC	97.1	1	%	++	0.01	0.05
SREV	NICKEL	RSD	0.3216	1	mg/L	++	0.01	0.05
SREV	POTASSIUM	FOUND	19.79	1	mg/L	++	0.3	2
SREV	POTASSIUM	REC	99	1	%	++	0.3	2
SREV	POTASSIUM	RSD	0.5504	1	mg/L	++	0.3	1.5
SREV	SCANDIUM	FOUND	2.01	1	mg/L	++	0.1	0.5
SREV	SCANDIUM	FOUND	2.01	1	mg/L	++	0.1	0.5
SREV	SCANDIUM	REC	100.5	1	%	++	0.1	0.5
SREV	SCANDIUM	REC	100.5	1	%	++	0.1	0.5
SREV	SCANDIUM	RSD	0.2854	1	mg/L	++	0.1	0.5
SREV	SCANDIUM	RSD	0.206	1	mg/L	++	0.1	0.5
SREV	SELENIUM	FOUND	4.12	1	mg/L	++	0.04	0.2
SREV	SELENIUM	REC	103	1	%	++	0.04	0.2
SREV	SELENIUM	RSD	1.1265	1	mg/L	++	0.04	0.2
SREV	SILICA	FOUND	42.64	1	mg/L	++	0.4	2
SREV	SILICA	REC	99.6	1	%	++	0.4	2
SREV	SILICA	RSD	0.5819	1	mg/L	++	0.428	2.14
SREV	SILVER	FOUND	1.008	1	mg/L	++	0.01	0.03
SREV	SILVER	REC	100.9	1	%	++	0.01	0.03
SREV	SILVER	RSD	0.0945	1	mg/L	++	0.01	0.025
SREV	SODIUM	FOUND	102.71	1	mg/L	++	0.3	2
SREV	SODIUM	REC	102.7	1	%	++	0.3	2
SREV	SODIUM	RSD	0.1738	1	mg/L	++	0.3	1.5
SREV	STRONTIUM	FOUND	2.083	1	mg/L	++	0.01	0.05
SREV	STRONTIUM	REC	104.2	1	%	++	0.01	0.05
SREV	STRONTIUM	RSD	0.0786	1	mg/L	++	0.01	0.05
FAIL	THALLIUM	FOUND	4.1	1	mg/L	++	0.3	1
FAIL	THALLIUM	REC	102.5	1	%	++	0.3	1
FAIL	THALLIUM	RSD	5.4322	1	mg/L	ALRT	0.3	1
SREV	TIN	FOUND	2.01	1	mg/L	++	0.1	0.5
SREV	TIN	REC	100.5	1	%	++	0.1	0.5
SREV	TIN	RSD	0.1987	1	mg/L	++	0.1	0.5
SREV	TITANIUM	FOUND	1.9698	1	mg/L	++	0.005	0.03
SREV	TITANIUM	FOUND	1.9881	1	mg/L	++	0.005	0.03
SREV	TITANIUM	REC	99.4	1	%	++	0.005	0.03
SREV	TITANIUM	REC	98.5	1	%	++	0.005	0.03
SREV	TITANIUM	RSD	0.0219	1	mg/L	++	0.005	0.025
SREV	TITANIUM	RSD	0.0981	1	mg/L	++	0.005	0.025
SREV	VANADIUM	FOUND	2.121	1	mg/L	++	0.005	0.03
SREV	VANADIUM	REC	106.1	1	%	++	0.005	0.03
SREV	VANADIUM	RSD	0.1297	1	mg/L	++	0.005	0.025

SREV	ZINC	FOUND	2.01	1		mg/L	++	0.01	0.05
SREV	ZINC	REC	100.5	1		%	++	0.01	0.05
SREV	ZINC	RSD	0.0854	1		mg/L	++	0.01	0.05

WG250782ICB

Tag: **Measured:** 8/28/2008 2:42:14 AM

Status	Parm_Stored	Type	Value	Dil	Qual	Units	Appv	MDL	RDL	Text Value	Ext Qual
SREV	ALUMINUM	FOUND		1	U	mg/L	++	0.03	0.2		
SREV	ANTIMONY	FOUND		1	U	mg/L	++	0.02	0.1		
SREV	ANTIMONY	FOUND		1	U	mg/L	++	0.02	0.1		
SREV	ARSENIC	FOUND		1	U	mg/L	++	0.04	0.2		
SREV	BARIUM	FOUND		1	U	mg/L	++	0.003	0.02		
SREV	BERYLLIUM	FOUND		1	U	mg/L	++	0.002	0.01		
SREV	BISMUTH	FOUND		1	U	mg/L	++	0.04	0.2		
SREV	BORON	FOUND		1	U	mg/L	++	0.01	0.05		
SREV	CADMIUM	FOUND		1	U	mg/L	++	0.005	0.02		
SREV	CALCIUM	FOUND		1	U	mg/L	++	0.2	1		
SREV	CHROMIUM	FOUND		1	U	mg/L	++	0.01	0.05		
SREV	COBALT	FOUND		1	U	mg/L	++	0.01	0.05		
SREV	COPPER	FOUND		1	U	mg/L	++	0.01	0.05		
SREV	GALLIUM	FOUND		1	U	mg/L	++	0.1	0.5		
SREV	IRON	FOUND		1	U	mg/L	++	0.02	0.05		
SREV	LEAD	FOUND		1	U	mg/L	++	0.04	0.2		
SREV	LITHIUM	FOUND		1	U	mg/L	++	0.02	0.1		
SREV	MAGNESIUM	FOUND		1	U	mg/L	++	0.2	1		
SREV	MANGANESE	FOUND		1	U	mg/L	++	0.005	0.03		
SREV	MOLYBDENUM	FOUND		1	U	mg/L	++	0.01	0.05		
SREV	NICKEL	FOUND		1	U	mg/L	++	0.01	0.05		
SREV	POTASSIUM	FOUND		1	U	mg/L	++	0.3	2		
SREV	SCANDIUM	FOUND		1	U	mg/L	++	0.1	0.5		
SREV	SCANDIUM	FOUND		1	U	mg/L	++	0.1	0.5		
SREV	SELENIUM	FOUND		1	U	mg/L	++	0.04	0.2		
SREV	SILICA	FOUND		1	U	mg/L	++	0.4	2		
SREV	SILVER	FOUND		1	U	mg/L	++	0.01	0.03		
SREV	SODIUM	FOUND		1	U	mg/L	++	0.3	2		
SREV	STRONTIUM	FOUND		1	U	mg/L	++	0.01	0.05		
SREV	THALLIUM	FOUND		1	U	mg/L	++	0.3	1		
SREV	TIN	FOUND		1	U	mg/L	++	0.1	0.5		
SREV	TITANIUM	FOUND		1	U	mg/L	++	0.005	0.03		
SREV	TITANIUM	FOUND		1	U	mg/L	++	0.005	0.03		
SREV	VANADIUM	FOUND		1	U	mg/L	++	0.005	0.03		
SREV	ZINC	FOUND		1	U	mg/L	++	0.01	0.05		

WG250782PQV **Tag:** **Measured:** **8/28/2008 2:45:43 AM**

Status	Parm_Stored	Type	Value	Dil	Qual	Units	Appv	MDL	RDL	Text Value	Ext Qual
SREV	ALUMINUM	FOUND	0.152	1	B	mg/L	++	0.03	0.2		
SREV	ALUMINUM	REC	101.3	1	B	%	++	0.03	0.2		
SREV	ARSENIC	FOUND	0.193	1	B	mg/L	++	0.04	0.2		
SREV	ARSENIC	REC	96.5	1	B	%	++	0.04	0.2		
SREV	BARIUM	FOUND	0.0156	1	B	mg/L	++	0.003	0.02		
SREV	BARIUM	REC	104	1	B	%	++	0.003	0.02		
SREV	BERYLLIUM	FOUND	0.0119	1		mg/L	++	0.002	0.01		
SREV	BERYLLIUM	REC	119	1		%	++	0.002	0.01		
SREV	CADMIUM	FOUND	0.0106	1	B	mg/L	++	0.005	0.02		
SREV	CADMIUM	REC	70.7	1	B	%	++	0.005	0.02		
SREV	CALCIUM	FOUND	0.86	1	B	mg/L	++	0.2	1		
SREV	CALCIUM	REC	86	1	B	%	++	0.2	1		
SREV	CHROMIUM	FOUND	0.046	1	B	mg/L	++	0.01	0.05		
SREV	CHROMIUM	REC	92	1	B	%	++	0.01	0.05		
SREV	COBALT	FOUND	0.044	1	B	mg/L	++	0.01	0.05		
SREV	COBALT	REC	88	1	B	%	++	0.01	0.05		
SREV	COPPER	FOUND	0.048	1	B	mg/L	++	0.01	0.05		
SREV	COPPER	REC	96	1	B	%	++	0.01	0.05		
SREV	IRON	FOUND	0.039	1	B	mg/L	++	0.02	0.05		
SREV	IRON	REC	78	1	B	%	++	0.02	0.05		
SREV	LEAD	FOUND	0.195	1	B	mg/L	++	0.04	0.2		
SREV	LEAD	REC	97.5	1	B	%	++	0.04	0.2		
SREV	MAGNESIUM	FOUND	0.95	1	B	mg/L	++	0.2	1		
SREV	MAGNESIUM	REC	95	1	B	%	++	0.2	1		
SREV	MANGANESE	FOUND	0.0238	1	B	mg/L	++	0.005	0.03		
SREV	MANGANESE	REC	95.2	1	B	%	++	0.005	0.03		
SREV	MOLYBDENUM	FOUND	0.052	1		mg/L	++	0.01	0.05		
SREV	MOLYBDENUM	REC	104	1		%	++	0.01	0.05		
SREV	NICKEL	FOUND	0.049	1	B	mg/L	++	0.01	0.05		
SREV	NICKEL	REC	98.3	1	B	%	++	0.01	0.05		
SREV	POTASSIUM	FOUND	1.55	1	B	mg/L	++	0.3	2		
SREV	POTASSIUM	REC	103.3	1	B	%	++	0.3	2		
SREV	SELENIUM	FOUND	0.211	1		mg/L	++	0.04	0.2		
SREV	SELENIUM	REC	105.5	1		%	++	0.04	0.2		
SREV	SILVER	FOUND	0.024	1	B	mg/L	++	0.01	0.03		
SREV	SILVER	REC	96	1	B	%	++	0.01	0.03		
SREV	SODIUM	FOUND	1.6	1	B	mg/L	++	0.3	2		
SREV	SODIUM	REC	106.7	1	B	%	++	0.3	2		
SREV	ZINC	FOUND	0.051	1		mg/L	++	0.01	0.05		
SREV	ZINC	REC	102	1		%	++	0.01	0.05		

WG250782ICSAB

Tag:

Measured: 8/28/2008 2:49:12 AM

Status	Parm_Stored	Type	Value	Dil	Qual	Units	Appv	MDL	RDL	Text Value	Ext Qual
SREV	ALUMINUM	FOUND	250.093	1		mg/L	++	0.03	0.2		
SREV	ALUMINUM	REC	100	1		%	++	0.03	0.2		
SREV	ARSENIC	FOUND	5.197	1		mg/L	++	0.04	0.2		
SREV	ARSENIC	REC	102.9	1		%	++	0.04	0.2		
SREV	BARIUM	FOUND	0.2661	1		mg/L	++	0.003	0.02		
SREV	BARIUM	REC	107.5	1		%	++	0.003	0.02		
SREV	BERYLLIUM	FOUND	0.272	1		mg/L	++	0.002	0.01		
SREV	BERYLLIUM	REC	109.5	1		%	++	0.002	0.01		
SREV	CADMIUM	FOUND	0.4797	1		mg/L	++	0.005	0.02		
SREV	CADMIUM	REC	96.7	1		%	++	0.005	0.02		
SREV	CALCIUM	FOUND	246.4	1		mg/L	++	0.2	1		
SREV	CALCIUM	REC	98.6	1		%	++	0.2	1		
SREV	CHROMIUM	FOUND	0.243	1		mg/L	++	0.01	0.05		
SREV	CHROMIUM	REC	104.3	1		%	++	0.01	0.05		
SREV	COBALT	FOUND	0.246	1		mg/L	++	0.01	0.05		
SREV	COBALT	REC	98.2	1		%	++	0.01	0.05		
SREV	COPPER	FOUND	0.238	1		mg/L	++	0.01	0.05		
SREV	COPPER	REC	94.6	1		%	++	0.01	0.05		
SREV	IRON	FOUND	93.858	1		mg/L	++	0.02	0.05		
SREV	IRON	REC	93.9	1		%	++	0.02	0.05		
SREV	LEAD	FOUND	0.523	1		mg/L	++	0.04	0.2		
SREV	LEAD	REC	99.6	1		%	++	0.04	0.2		
SREV	MAGNESIUM	FOUND	262.71	1		mg/L	++	0.2	1		
SREV	MAGNESIUM	REC	105.1	1		%	++	0.2	1		
SREV	MANGANESE	FOUND	0.2618	1		mg/L	++	0.005	0.03		
SREV	MANGANESE	REC	104.9	1		%	++	0.005	0.03		
SREV	MOLYBDENUM	FOUND	0.505	1		mg/L	++	0.01	0.05		
SREV	MOLYBDENUM	REC	101	1		%	++	0.01	0.05		
SREV	NICKEL	FOUND	0.49	1		mg/L	++	0.01	0.05		
SREV	NICKEL	REC	98	1		%	++	0.01	0.05		
SREV	POTASSIUM	FOUND	25.47	1		mg/L	++	0.3	2		
SREV	POTASSIUM	REC	101.9	1		%	++	0.3	2		
SREV	SELENIUM	FOUND	5.215	1		mg/L	++	0.04	0.2		
SREV	SELENIUM	REC	103.8	1		%	++	0.04	0.2		
SREV	SILVER	FOUND	0.507	1		mg/L	++	0.01	0.03		
SREV	SILVER	REC	101.5	1		%	++	0.01	0.03		
SREV	SODIUM	FOUND	27.31	1		mg/L	++	0.3	2		
SREV	SODIUM	REC	109.2	1		%	++	0.3	2		
SREV	ZINC	FOUND	0.516	1		mg/L	++	0.01	0.05		
SREV	ZINC	REC	103.2	1		%	++	0.01	0.05		

WG250513PBS **Tag:** **Measured:** **8/28/2008 2:56:06 AM**

Status	Parm_Stored	Type	Value	Dil	Qual	Units	Appv	MDL	RDL	Text Value	Ext Qual
SREV	ALUMINUM	FOUND		100	U	mg/Kg	++	3	20		
SREV	ARSENIC	FOUND		100	U	mg/Kg	++	4	20		
SREV	BARIUM	FOUND		100	U	mg/Kg	++	0.3	2		
SREV	BERYLLIUM	FOUND		100	U	mg/Kg	++	0.2	1		
SREV	CADMIUM	FOUND		100	U	mg/Kg	++	0.5	2		
SREV	CALCIUM	FOUND		100	U	mg/Kg	++	20	100		
SREV	CHROMIUM	FOUND		100	U	mg/Kg	++	1	5		
SREV	COBALT	FOUND		100	U	mg/Kg	++	1	5		
SREV	COPPER	FOUND		100	U	mg/Kg	++	1	5		
SREV	IRON	FOUND		100	U	mg/Kg	++	2	5		
SREV	LEAD	FOUND		100	U	mg/Kg	++	4	20		
SREV	MAGNESIUM	FOUND		100	U	mg/Kg	++	20	100		
SREV	MANGANESE	FOUND		100	U	mg/Kg	++	0.5	3		
SREV	MOLYBDENUM	FOUND		100	U	mg/Kg	++	1	5		
SREV	NICKEL	FOUND		100	U	mg/Kg	++	1	5		
SREV	POTASSIUM	FOUND		100	U	mg/Kg	++	30	200		
SREV	SELENIUM	FOUND	5.3	100	B	mg/Kg	++	4	20		
SREV	SILVER	FOUND		100	U	mg/Kg	++	1	3		
SREV	SODIUM	FOUND		100	U	mg/Kg	++	30	200		
SREV	ZINC	FOUND		100	U	mg/Kg	++	1	5		

WG250513LCSS **Tag:** **Measured:** **8/28/2008 2:59:33 AM**

Status	Parm_Stored	Type	Value	Dil	Qual	Units	Appv	MDL	RDL	Text Value	Ext Qual
SREV	ALUMINUM	FOUND	13302.4	100		mg/Kg	++	3	20		
SREV	ALUMINUM	REC	125.5	100		%	++	3	20		
SREV	ARSENIC	FOUND	228.6	100		mg/Kg	++	4	20		
SREV	ARSENIC	REC	101.6	100		%	++	4	20		
SREV	BARIUM	FOUND	568.12	100		mg/Kg	++	0.3	2		
SREV	BARIUM	REC	100.6	100		%	++	0.3	2		
SREV	BERYLLIUM	FOUND	168.99	100		mg/Kg	++	0.2	1		
SREV	BERYLLIUM	REC	104.3	100		%	++	0.2	1		
SREV	CADMIUM	FOUND	70.11	100		mg/Kg	++	0.5	2		
SREV	CADMIUM	REC	101.5	100		%	++	0.5	2		
SREV	CALCIUM	FOUND	10630	100		mg/Kg	++	20	100		
SREV	CALCIUM	REC	106.3	100		%	++	20	100		
SREV	CHROMIUM	FOUND	129.6	100		mg/Kg	++	1	5		
SREV	CHROMIUM	REC	104.5	100		%	++	1	5		
SREV	COBALT	FOUND	124.7	100		mg/Kg	++	1	5		
SREV	COBALT	REC	108.4	100		%	++	1	5		
SREV	COPPER	FOUND	66.9	100		mg/Kg	++	1	5		
SREV	COPPER	REC	100.3	100		%	++	1	5		
SREV	IRON	FOUND	17965.3	100		mg/Kg	++	2	5		
SREV	IRON	REC	102.1	100		%	++	2	5		
SREV	LEAD	FOUND	224.2	100		mg/Kg	++	4	20		
SREV	LEAD	REC	100.5	100		%	++	4	20		
SREV	MAGNESIUM	FOUND	4802	100		mg/Kg	++	20	100		
SREV	MAGNESIUM	REC	112.7	100		%	++	20	100		
SREV	MANGANESE	FOUND	391.56	100		mg/Kg	++	0.5	3		
SREV	MANGANESE	REC	106.4	100		%	++	0.5	3		
SREV	MOLYBDENUM	FOUND	116.5	100		mg/Kg	++	1	5		
SREV	MOLYBDENUM	REC	108.9	100		%	++	1	5		
SREV	NICKEL	FOUND	186	100		mg/Kg	++	1	5		
SREV	NICKEL	REC	108.1	100		%	++	1	5		
SREV	POTASSIUM	FOUND	4623	100		mg/Kg	++	30	200		
SREV	POTASSIUM	REC	113	100		%	++	30	200		
SREV	SELENIUM	FOUND	157.4	100		mg/Kg	++	4	20		
SREV	SELENIUM	REC	107.1	100		%	++	4	20		
SREV	SILVER	FOUND	37.2	100		mg/Kg	++	1	3		
SREV	SILVER	REC	105.7	100		%	++	1	3		
SREV	SODIUM	FOUND	602	100		mg/Kg	++	30	200		
SREV	SODIUM	REC	111.9	100		%	++	30	200		
SREV	ZINC	FOUND	363	100		mg/Kg	++	1	5		
SREV	ZINC	REC	104	100		%	++	1	5		

WG250513LCSSD Tag: Measured: 8/28/2008 3:02:59 AM

Status	Parm_Stored	Type	Value	Dil	Qual	Units	Appv	MDL	RDL	Text Value	Ext Qual
SREV	ALUMINUM	FOUND	13029.2	100		mg/Kg	++	3	20		
SREV	ALUMINUM	REC	122.9	100		%	++	3	20		
SREV	ALUMINUM	RPD	2.1	100		%	++	3	20		
SREV	ARSENIC	FOUND	230.8	100		mg/Kg	++	4	20		
SREV	ARSENIC	REC	102.6	100		%	++	4	20		
SREV	ARSENIC	RPD	1	100		%	++	4	20		
SREV	BARIUM	FOUND	569.07	100		mg/Kg	++	0.3	2		
SREV	BARIUM	REC	100.7	100		%	++	0.3	2		
SREV	BARIUM	RPD	0.2	100		%	++	0.3	2		
SREV	BERYLLIUM	FOUND	165.67	100		mg/Kg	++	0.2	1		
SREV	BERYLLIUM	REC	102.3	100		%	++	0.2	1		
SREV	BERYLLIUM	RPD	2	100		%	++	0.2	1		
SREV	CADMIUM	FOUND	67.63	100		mg/Kg	++	0.5	2		
SREV	CADMIUM	REC	97.9	100		%	++	0.5	2		
SREV	CADMIUM	RPD	3.6	100		%	++	0.5	2		
SREV	CALCIUM	FOUND	10086	100		mg/Kg	++	20	100		
SREV	CALCIUM	REC	100.9	100		%	++	20	100		
SREV	CALCIUM	RPD	5.3	100		%	++	20	100		
SREV	CHROMIUM	FOUND	124.2	100		mg/Kg	++	1	5		
SREV	CHROMIUM	REC	100.2	100		%	++	1	5		
SREV	CHROMIUM	RPD	4.3	100		%	++	1	5		
SREV	COBALT	FOUND	117	100		mg/Kg	++	1	5		
SREV	COBALT	REC	101.7	100		%	++	1	5		
SREV	COBALT	RPD	6.4	100		%	++	1	5		
SREV	COPPER	FOUND	63.1	100		mg/Kg	++	1	5		
SREV	COPPER	REC	94.6	100		%	++	1	5		
SREV	COPPER	RPD	5.8	100		%	++	1	5		
SREV	IRON	FOUND	17348.5	100		mg/Kg	++	2	5		
SREV	IRON	REC	98.6	100		%	++	2	5		
SREV	IRON	RPD	3.5	100		%	++	2	5		
SREV	LEAD	FOUND	223.7	100		mg/Kg	++	4	20		
SREV	LEAD	REC	100.3	100		%	++	4	20		
SREV	LEAD	RPD	0.2	100		%	++	4	20		
SREV	MAGNESIUM	FOUND	4695	100		mg/Kg	++	20	100		
SREV	MAGNESIUM	REC	110.2	100		%	++	20	100		
SREV	MAGNESIUM	RPD	2.3	100		%	++	20	100		
SREV	MANGANESE	FOUND	376.7	100		mg/Kg	++	0.5	3		
SREV	MANGANESE	REC	102.4	100		%	++	0.5	3		
SREV	MANGANESE	RPD	3.9	100		%	++	0.5	3		
SREV	MOLYBDENUM	FOUND	114.3	100		mg/Kg	++	1	5		
SREV	MOLYBDENUM	REC	106.8	100		%	++	1	5		
SREV	MOLYBDENUM	RPD	1.9	100		%	++	1	5		
SREV	NICKEL	FOUND	171.7	100		mg/Kg	++	1	5		
SREV	NICKEL	REC	99.8	100		%	++	1	5		
SREV	NICKEL	RPD	8	100		%	++	1	5		
SREV	POTASSIUM	FOUND	4517	100		mg/Kg	++	30	200		
SREV	POTASSIUM	REC	110.4	100		%	++	30	200		
SREV	POTASSIUM	RPD	2.3	100		%	++	30	200		
SREV	SELENIUM	FOUND	152.8	100		mg/Kg	++	4	20		
SREV	SELENIUM	REC	103.9	100		%	++	4	20		
SREV	SELENIUM	RPD	3	100		%	++	4	20		
SREV	SILVER	FOUND	36.6	100		mg/Kg	++	1	3		
SREV	SILVER	REC	104	100		%	++	1	3		

SREV	SILVER	RPD	1.6	100		%	++	1	3
SREV	SODIUM	FOUND	577	100		mg/Kg	++	30	200
SREV	SODIUM	REC	107.2	100		%	++	30	200
SREV	SODIUM	RPD	4.2	100		%	++	30	200
SREV	ZINC	FOUND	351.8	100		mg/Kg	++	1	5
SREV	ZINC	REC	100.8	100		%	++	1	5
SREV	ZINC	RPD	3.1	100		%	++	1	5

L71133-01

Tag: **Measured:** 8/28/2008 3:06:26 AM

Status	Parm_Stored	Type	Value	Dil	Qual	Units	Appv	MDL	RDL	Text Value	Ext Qual
SREV	ALUMINUM	AL-3050	4530	102		mg/Kg	++	3	20		M3
SREV	ARSENIC	AS-3050	167	102		mg/Kg	++	4	20		
SREV	CADMIUM	CD-3050		102	U	mg/Kg	++	0.5	2		
SREV	CALCIUM	CA-3050	5480	102		mg/Kg	++	20	100		
SREV	CHROMIUM	CR-3050		102	U	mg/Kg	++	1	5		MA
SREV	COBALT	CO-3050	2	102	B	mg/Kg	++	1	5		ZG
SREV	COPPER	CU-3050	302	102		mg/Kg	++	1	5		M3 ZH
REDO	IRON	REG	35000	102		mg/Kg	++	2	5		
SREV	LEAD	PB-3050	5350	102		mg/Kg	++	4	20		M3 RD
SREV	MAGNESIUM	MG-3050	430	102		mg/Kg	++	20	100		
SREV	MANGANESE	MN-3050	133	102		mg/Kg	++	0.5	3		M3
REDO	NICKEL	REG		102	U	mg/Kg	++	1	5		
SREV	POTASSIUM	K-3050	5410	102		mg/Kg	++	30	200		
SREV	SELENIUM	SE-3050		102	U	mg/Kg	++	4	20		
SREV	SILVER	AG-3050	11	102		mg/Kg	++	1	3		ZG
SREV	SODIUM	NA-3050	330	102		mg/Kg	++	30	200		ZG
SREV	ZINC	ZN-3050	69	102		mg/Kg	++	1	5		M3

L71134-01

Tag: **Measured:** 8/28/2008 3:09:52 AM

Status	Parm_Stored	Type	Value	Dil	Qual	Units	Appv	MDL	RDL	Text Value	Ext Qual
SREV	BARIUM	BA-3050	303	101		mg/Kg	++	0.3	2		
SREV	BERYLLIUM	BE-3050	1.6	101		mg/Kg	++	0.2	1		
SREV	CADMIUM	CD-3050		101	U	mg/Kg	++	0.5	2		
SREV	CHROMIUM	CR-3050	7	101		mg/Kg	++	1	5		MA
SREV	COBALT	CO-3050	10	101		mg/Kg	++	1	5		ZG
SREV	COPPER	CU-3050	63	101		mg/Kg	++	1	5		M3 ZH
SREV	MANGANESE	MN-3050	975	101		mg/Kg	++	0.5	3		M3
SREV	MOLYBDENUM	MO-3050	6	101		mg/Kg	++	1	5		M3
SREV	NICKEL	NI-3050	6	101		mg/Kg	++	1	5		
SREV	ZINC	ZN-3050	51	101		mg/Kg	++	1	5		M3

L71134-02

Tag: **Measured:** 8/28/2008 3:13:19 AM

Status	Parm_Stored	Type	Value	Dil	Qual	Units	Appv	MDL	RDL	Text Value	Ext Qual
SREV	BARIUM	BA-3050	47.3	101		mg/Kg	++	0.3	2		
SREV	BERYLLIUM	BE-3050		101	U	mg/Kg	++	0.2	1		
SREV	CADMIUM	CD-3050		101	U	mg/Kg	++	0.5	2		
SREV	CHROMIUM	CR-3050	3	101	B	mg/Kg	++	1	5		MA
SREV	COBALT	CO-3050	2	101	B	mg/Kg	++	1	5		ZG
SREV	COPPER	CU-3050	74	101		mg/Kg	++	1	5		M3 ZH
SREV	MANGANESE	MN-3050	160	101		mg/Kg	++	0.5	3		M3
SREV	MOLYBDENUM	MO-3050	121	101		mg/Kg	++	1	5		M3
SREV	NICKEL	NI-3050		101	U	mg/Kg	++	1	5		
SREV	ZINC	ZN-3050	23	101		mg/Kg	++	1	5		M3

L71134-03

Tag: Measured: 8/28/2008 3:16:46 AM

Status	Parm_Stored	Type	Value	Dil	Qual	Units	Appv	MDL	RDL	Text Value	Ext Qual
SREV	BARIUM	BA-3050	49.3	101		mg/Kg	++	0.3	2		
SREV	BERYLLIUM	BE-3050		101	U	mg/Kg	++	0.2	1		
SREV	CADMIUM	CD-3050		101	U	mg/Kg	++	0.5	2		
SREV	CHROMIUM	CR-3050	3	101	B	mg/Kg	++	1	5		MA
SREV	COBALT	CO-3050	2	101	B	mg/Kg	++	1	5		ZG
SREV	COPPER	CU-3050	81	101		mg/Kg	++	1	5		M3 ZH
SREV	MANGANESE	MN-3050	169	101		mg/Kg	++	0.5	3		M3
SREV	MOLYBDENUM	MO-3050	109	101		mg/Kg	++	1	5		M3
SREV	NICKEL	NI-3050		101	U	mg/Kg	++	1	5		
SREV	ZINC	ZN-3050	26	101		mg/Kg	++	1	5		M3

L71134-04

Tag: Measured: 8/28/2008 3:20:13 AM

Status	Parm_Stored	Type	Value	Dil	Qual	Units	Appv	MDL	RDL	Text Value	Ext Qual
SREV	BARIUM	BA-3050	188	101		mg/Kg	++	0.3	2		
SREV	BERYLLIUM	BE-3050	0.8	101	B	mg/Kg	++	0.2	1		
SREV	CADMIUM	CD-3050		101	U	mg/Kg	++	0.5	2		
SREV	CHROMIUM	CR-3050	4	101	B	mg/Kg	++	1	5		MA
SREV	COBALT	CO-3050	10	101		mg/Kg	++	1	5		ZG
SREV	COPPER	CU-3050	123	101		mg/Kg	++	1	5		M3 ZH
SREV	MANGANESE	MN-3050	1250	101		mg/Kg	++	0.5	3		M3
SREV	MOLYBDENUM	MO-3050	32	101		mg/Kg	++	1	5		M3
SREV	NICKEL	NI-3050	4	101	B	mg/Kg	++	1	5		
SREV	ZINC	ZN-3050	71	101		mg/Kg	++	1	5		M3

L71134-05

Tag: Measured: 8/28/2008 3:23:39 AM

Status	Parm_Stored	Type	Value	Dil	Qual	Units	Appv	MDL	RDL	Text Value	Ext Qual
SREV	BARIUM	BA-3050	50.9	101		mg/Kg	++	0.3	2		
SREV	BERYLLIUM	BE-3050	0.5	101	B	mg/Kg	++	0.2	1		
SREV	CADMIUM	CD-3050		101	U	mg/Kg	++	0.5	2		
SREV	CHROMIUM	CR-3050	2	101	B	mg/Kg	++	1	5		MA
SREV	COBALT	CO-3050	16	101		mg/Kg	++	1	5		ZG
SREV	COPPER	CU-3050	323	101		mg/Kg	++	1	5		M3 ZH
SREV	MANGANESE	MN-3050	713	101		mg/Kg	++	0.5	3		M3
SREV	MOLYBDENUM	MO-3050	93	101		mg/Kg	++	1	5		M3
SREV	NICKEL	NI-3050	5	101		mg/Kg	++	1	5		
SREV	ZINC	ZN-3050	139	101		mg/Kg	++	1	5		M3

L71134-06

Tag: Measured: 8/28/2008 3:27:07 AM

Status	Parm_Stored	Type	Value	Dil	Qual	Units	Appv	MDL	RDL	Text Value	Ext Qual
SREV	BARIUM	BA-3050	47.5	101		mg/Kg	++	0.3	2		
SREV	BERYLLIUM	BE-3050	0.2	101	B	mg/Kg	++	0.2	1		
SREV	CADMIUM	CD-3050		101	U	mg/Kg	++	0.5	2		
SREV	CHROMIUM	CR-3050	2	101	B	mg/Kg	++	1	5		MA
SREV	COBALT	CO-3050	7	101		mg/Kg	++	1	5		ZG
SREV	COPPER	CU-3050	289	101		mg/Kg	++	1	5		M3 ZH
SREV	MANGANESE	MN-3050	386	101		mg/Kg	++	0.5	3		M3
SREV	MOLYBDENUM	MO-3050	51	101		mg/Kg	++	1	5		M3
SREV	NICKEL	NI-3050	2	101	B	mg/Kg	++	1	5		
SREV	ZINC	ZN-3050	64	101		mg/Kg	++	1	5		M3

WG250782CCV1

Tag: **Measured:** 8/28/2008 3:30:32 AM

Status	Parm_Stored	Type	Value	Dil	Qual	Units	Appv	MDL	RDL	Text Value	Ext Qual
SREV	ALUMINUM	FOUND	1.021	1		mg/L	++	0.03	0.2		
SREV	ALUMINUM	REC	102.1	1		%	++	0.03	0.2		
SREV	ARSENIC	FOUND	2.02	1		mg/L	++	0.04	0.2		
SREV	ARSENIC	REC	101	1		%	++	0.04	0.2		
SREV	BARIUM	FOUND	1.0112	1		mg/L	++	0.003	0.02		
SREV	BARIUM	REC	101.1	1		%	++	0.003	0.02		
SREV	BERYLLIUM	FOUND	1.0139	1		mg/L	++	0.002	0.01		
SREV	BERYLLIUM	REC	101.4	1		%	++	0.002	0.01		
SREV	CADMIUM	FOUND	0.9904	1		mg/L	++	0.005	0.02		
SREV	CADMIUM	REC	99	1		%	++	0.005	0.02		
SREV	CALCIUM	FOUND	51.43	1		mg/L	++	0.2	1		
SREV	CALCIUM	REC	102.9	1		%	++	0.2	1		
SREV	CHROMIUM	FOUND	1.008	1		mg/L	++	0.01	0.05		
SREV	CHROMIUM	REC	100.8	1		%	++	0.01	0.05		
SREV	COBALT	FOUND	1.017	1		mg/L	++	0.01	0.05		
SREV	COBALT	REC	101.6	1		%	++	0.01	0.05		
SREV	COPPER	FOUND	0.985	1		mg/L	++	0.01	0.05		
SREV	COPPER	REC	98.5	1		%	++	0.01	0.05		
SREV	IRON	FOUND	1.009	1		mg/L	++	0.02	0.05		
SREV	IRON	REC	100.9	1		%	++	0.02	0.05		
SREV	LEAD	FOUND	1.967	1		mg/L	++	0.04	0.2		
SREV	LEAD	REC	98.4	1		%	++	0.04	0.2		
SREV	MAGNESIUM	FOUND	51.11	1		mg/L	++	0.2	1		
SREV	MAGNESIUM	REC	102.2	1		%	++	0.2	1		
SREV	MANGANESE	FOUND	1.0011	1		mg/L	++	0.005	0.03		
SREV	MANGANESE	REC	100.1	1		%	++	0.005	0.03		
SREV	MOLYBDENUM	FOUND	1.006	1		mg/L	++	0.01	0.05		
SREV	MOLYBDENUM	REC	100.6	1		%	++	0.01	0.05		
SREV	NICKEL	FOUND	0.987	1		mg/L	++	0.01	0.05		
SREV	NICKEL	REC	98.5	1		%	++	0.01	0.05		
SREV	POTASSIUM	FOUND	9.59	1		mg/L	++	0.3	2		
SREV	POTASSIUM	REC	95.9	1		%	++	0.3	2		
SREV	SELENIUM	FOUND	2.057	1		mg/L	++	0.04	0.2		
SREV	SELENIUM	REC	102.9	1		%	++	0.04	0.2		
SREV	SILVER	FOUND	0.493	1		mg/L	++	0.01	0.03		
SREV	SILVER	REC	98.7	1		%	++	0.01	0.03		
SREV	SODIUM	FOUND	51.52	1		mg/L	++	0.3	2		
SREV	SODIUM	REC	103	1		%	++	0.3	2		
SREV	ZINC	FOUND	1.008	1		mg/L	++	0.01	0.05		
SREV	ZINC	REC	100.8	1		%	++	0.01	0.05		

WG250782CCB1

Tag: Measured: 8/28/2008 3:33:59 AM

Status	Parm_Stored	Type	Value	Dil	Qual	Units	Appv	MDL	RDL	Text Value	Ext Qual
SREV	ALUMINUM	FOUND		1	U	mg/L	++	0.03	0.2		
SREV	ARSENIC	FOUND		1	U	mg/L	++	0.04	0.2		
SREV	BARIUM	FOUND		1	U	mg/L	++	0.003	0.02		
SREV	BERYLLIUM	FOUND		1	U	mg/L	++	0.002	0.01		
SREV	CADMIUM	FOUND		1	U	mg/L	++	0.005	0.02		
SREV	CALCIUM	FOUND		1	U	mg/L	++	0.2	1		
SREV	CHROMIUM	FOUND		1	U	mg/L	++	0.01	0.05		
SREV	COBALT	FOUND		1	U	mg/L	++	0.01	0.05		
SREV	COPPER	FOUND		1	U	mg/L	++	0.01	0.05		
SREV	IRON	FOUND		1	U	mg/L	++	0.02	0.05		
SREV	LEAD	FOUND		1	U	mg/L	++	0.04	0.2		
SREV	MAGNESIUM	FOUND		1	U	mg/L	++	0.2	1		
SREV	MANGANESE	FOUND		1	U	mg/L	++	0.005	0.03		
SREV	MOLYBDENUM	FOUND		1	U	mg/L	++	0.01	0.05		
SREV	NICKEL	FOUND		1	U	mg/L	++	0.01	0.05		
SREV	POTASSIUM	FOUND		1	U	mg/L	++	0.3	2		
SREV	SELENIUM	FOUND		1	U	mg/L	++	0.04	0.2		
SREV	SILVER	FOUND		1	U	mg/L	++	0.01	0.03		
SREV	SODIUM	FOUND		1	U	mg/L	++	0.3	2		
SREV	ZINC	FOUND		1	U	mg/L	++	0.01	0.05		

L71134-07

Tag: Measured: 8/28/2008 3:37:28 AM

Status	Parm_Stored	Type	Value	Dil	Qual	Units	Appv	MDL	RDL	Text Value	Ext Qual
SREV	BARIUM	BA-3050	127	101		mg/Kg	++	0.3	2		
SREV	BERYLLIUM	BE-3050	0.6	101	B	mg/Kg	++	0.2	1		
SREV	CADMIUM	CD-3050		101	U	mg/Kg	++	0.5	2		
SREV	CHROMIUM	CR-3050	4	101	B	mg/Kg	++	1	5		MA
SREV	COBALT	CO-3050	5	101	B	mg/Kg	++	1	5		ZG
SREV	COPPER	CU-3050	124	101		mg/Kg	++	1	5		M3 ZH
SREV	MANGANESE	MN-3050	271	101		mg/Kg	++	0.5	3		M3
SREV	MOLYBDENUM	MO-3050	51	101		mg/Kg	++	1	5		M3
SREV	NICKEL	NI-3050	2	101	B	mg/Kg	++	1	5		
SREV	ZINC	ZN-3050	40	101		mg/Kg	++	1	5		M3

L71134-08

Tag: Measured: 8/28/2008 3:40:54 AM

Status	Parm_Stored	Type	Value	Dil	Qual	Units	Appv	MDL	RDL	Text Value	Ext Qual
SREV	BARIUM	BA-3050	46.1	101		mg/Kg	++	0.3	2		
SREV	BERYLLIUM	BE-3050	0.2	101	B	mg/Kg	++	0.2	1		
SREV	CADMIUM	CD-3050		101	U	mg/Kg	++	0.5	2		
SREV	CHROMIUM	CR-3050	4	101	B	mg/Kg	++	1	5		MA
SREV	COBALT	CO-3050	5	101		mg/Kg	++	1	5		ZG
SREV	COPPER	CU-3050	183	101		mg/Kg	++	1	5		M3 ZH
SREV	MANGANESE	MN-3050	244	101		mg/Kg	++	0.5	3		M3
SREV	MOLYBDENUM	MO-3050	86	101		mg/Kg	++	1	5		M3
SREV	NICKEL	NI-3050	2	101	B	mg/Kg	++	1	5		
SREV	ZINC	ZN-3050	43	101		mg/Kg	++	1	5		M3

L71134-09

Tag: Measured: 8/28/2008 3:44:20 AM

Status	Parm_Stored	Type	Value	Dil	Qual	Units	Appv	MDL	RDL	Text Value	Ext Qual
SREV	BARIUM	BA-3050	41.8	101		mg/Kg	++	0.3	2		
SREV	BERYLLIUM	BE-3050		101	U	mg/Kg	++	0.2	1		
SREV	CADMIUM	CD-3050		101	U	mg/Kg	++	0.5	2		
SREV	CHROMIUM	CR-3050	4	101	B	mg/Kg	++	1	5		MA
SREV	COBALT	CO-3050	5	101	B	mg/Kg	++	1	5		ZG
SREV	COPPER	CU-3050	181	101		mg/Kg	++	1	5		M3 ZH
SREV	MANGANESE	MN-3050	239	101		mg/Kg	++	0.5	3		M3
SREV	MOLYBDENUM	MO-3050	66	101		mg/Kg	++	1	5		M3
SREV	NICKEL	NI-3050	1	101	B	mg/Kg	++	1	5		
SREV	ZINC	ZN-3050	42	101		mg/Kg	++	1	5		M3

L71134-10

Tag: Measured: 8/28/2008 3:47:46 AM

Status	Parm_Stored	Type	Value	Dil	Qual	Units	Appv	MDL	RDL	Text Value	Ext Qual
SREV	BARIUM	BA-3050	49	101		mg/Kg	++	0.3	2		
SREV	BERYLLIUM	BE-3050		101	U	mg/Kg	++	0.2	1		
SREV	CADMIUM	CD-3050		101	U	mg/Kg	++	0.5	2		
SREV	CHROMIUM	CR-3050	2	101	B	mg/Kg	++	1	5		MA
SREV	COBALT	CO-3050	5	101	B	mg/Kg	++	1	5		ZG
SREV	COPPER	CU-3050	137	101		mg/Kg	++	1	5		M3 ZH
SREV	MANGANESE	MN-3050	231	101		mg/Kg	++	0.5	3		M3
SREV	MOLYBDENUM	MO-3050	33	101		mg/Kg	++	1	5		M3
SREV	NICKEL	NI-3050	2	101	B	mg/Kg	++	1	5		
SREV	ZINC	ZN-3050	36	101		mg/Kg	++	1	5		M3

L71134-11

Tag: Measured: 8/28/2008 3:51:13 AM

Status	Parm_Stored	Type	Value	Dil	Qual	Units	Appv	MDL	RDL	Text Value	Ext Qual
SREV	BARIUM	BA-3050	50.8	101		mg/Kg	++	0.3	2		
SREV	BERYLLIUM	BE-3050	0.3	101	B	mg/Kg	++	0.2	1		
SREV	CADMIUM	CD-3050		101	U	mg/Kg	++	0.5	2		
SREV	CHROMIUM	CR-3050	2	101	B	mg/Kg	++	1	5		MA
SREV	COBALT	CO-3050	5	101		mg/Kg	++	1	5		ZG
SREV	COPPER	CU-3050	466	101		mg/Kg	++	1	5		M3 ZH
SREV	MANGANESE	MN-3050	207	101		mg/Kg	++	0.5	3		M3
SREV	MOLYBDENUM	MO-3050	126	101		mg/Kg	++	1	5		M3
SREV	NICKEL	NI-3050	2	101	B	mg/Kg	++	1	5		
SREV	ZINC	ZN-3050	48	101		mg/Kg	++	1	5		M3

L71134-12

Tag: Measured: 8/28/2008 3:54:39 AM

Status	Parm_Stored	Type	Value	Dil	Qual	Units	Appv	MDL	RDL	Text Value	Ext Qual
SREV	BARIUM	BA-3050	56.8	100		mg/Kg	++	0.3	2		
SREV	BERYLLIUM	BE-3050	0.3	100	B	mg/Kg	++	0.2	1		
SREV	CADMIUM	CD-3050		100	U	mg/Kg	++	0.5	2		
SREV	CHROMIUM	CR-3050	2	100	B	mg/Kg	++	1	5		MA
SREV	COBALT	CO-3050	6	100		mg/Kg	++	1	5		ZG
SREV	COPPER	CU-3050	254	100		mg/Kg	++	1	5		M3 ZH
SREV	MANGANESE	MN-3050	368	100		mg/Kg	++	0.5	3		M3
SREV	MOLYBDENUM	MO-3050	67	100		mg/Kg	++	1	5		M3
SREV	NICKEL	NI-3050	2	100	B	mg/Kg	++	1	5		
SREV	ZINC	ZN-3050	84	100		mg/Kg	++	1	5		M3

L71134-13

Tag: Measured: 8/28/2008 3:58:05 AM

Status	Parm_Stored	Type	Value	Dil	Qual	Units	Appv	MDL	RDL	Text Value	Ext Qual
SREV	BARIUM	BA-3050	55.7	101		mg/Kg	++	0.3	2		
SREV	BERYLLIUM	BE-3050		101	U	mg/Kg	++	0.2	1		
SREV	CADMIUM	CD-3050		101	U	mg/Kg	++	0.5	2		
SREV	CHROMIUM	CR-3050	5	101	B	mg/Kg	++	1	5		MA
SREV	COBALT	CO-3050	4	101	B	mg/Kg	++	1	5		ZG
SREV	COPPER	CU-3050	2040	101		mg/Kg	++	1	5		M3 ZH
SREV	MANGANESE	MN-3050	166	101		mg/Kg	++	0.5	3		M3
SREV	MOLYBDENUM	MO-3050	1240	101		mg/Kg	++	1	5		M3
SREV	NICKEL	NI-3050		101	U	mg/Kg	++	1	5		
SREV	ZINC	ZN-3050	39	101		mg/Kg	++	1	5		M3

L71134-14

Tag: Measured: 8/28/2008 4:01:32 AM

Status	Parm_Stored	Type	Value	Dil	Qual	Units	Appv	MDL	RDL	Text Value	Ext Qual
SREV	BARIUM	BA-3050	47.3	101		mg/Kg	++	0.3	2		
SREV	BERYLLIUM	BE-3050		101	U	mg/Kg	++	0.2	1		
SREV	CADMIUM	CD-3050		101	U	mg/Kg	++	0.5	2		
SREV	CHROMIUM	CR-3050	2	101	B	mg/Kg	++	1	5		MA
SREV	COBALT	CO-3050	5	101	B	mg/Kg	++	1	5		ZG
SREV	COPPER	CU-3050	1800	101		mg/Kg	++	1	5		M3 ZH
SREV	MANGANESE	MN-3050	190	101		mg/Kg	++	0.5	3		M3
SREV	MOLYBDENUM	MO-3050	315	101		mg/Kg	++	1	5		M3
SREV	NICKEL	NI-3050		101	U	mg/Kg	++	1	5		
SREV	ZINC	ZN-3050	39	101		mg/Kg	++	1	5		M3

L71134-15

Tag: Measured: 8/28/2008 4:04:59 AM

Status	Parm_Stored	Type	Value	Dil	Qual	Units	Appv	MDL	RDL	Text Value	Ext Qual
SREV	BARIUM	BA-3050	69.5	101		mg/Kg	++	0.3	2		
SREV	BERYLLIUM	BE-3050		101	U	mg/Kg	++	0.2	1		
SREV	CADMIUM	CD-3050		101	U	mg/Kg	++	0.5	2		
SREV	CHROMIUM	CR-3050	3	101	B	mg/Kg	++	1	5		MA
SREV	COBALT	CO-3050	5	101		mg/Kg	++	1	5		ZG
SREV	COPPER	CU-3050	1430	101		mg/Kg	++	1	5		M3 ZH
SREV	MANGANESE	MN-3050	193	101		mg/Kg	++	0.5	3		M3
SREV	MOLYBDENUM	MO-3050	342	101		mg/Kg	++	1	5		M3
SREV	NICKEL	NI-3050		101	U	mg/Kg	++	1	5		
SREV	ZINC	ZN-3050	43	101		mg/Kg	++	1	5		M3

L71134-16 **Tag:** **Measured:** **8/28/2008 4:08:25 AM**

Status	Parm_Stored	Type	Value	Dil	Qual	Units	Appv	MDL	RDL	Text Value	Ext Qual
NEED	ALUMINUM	REG	11600	101		mg/Kg	++	3	20		
NEED	ARSENIC	REG	136	101		mg/Kg	++	4	20		
SREV	BARIUM	BA-3050	150	101		mg/Kg	++	0.3	2		
SREV	BERYLLIUM	BE-3050		101	U	mg/Kg	++	0.2	1		
SREV	CADMIUM	CD-3050	5	101		mg/Kg	++	0.5	2		
NEED	CALCIUM	REG	9700	101		mg/Kg	++	20	100		
SREV	CHROMIUM	CR-3050	36	101		mg/Kg	++	1	5		MA
SREV	COBALT	CO-3050	42	101		mg/Kg	++	1	5		ZG
REDO	COPPER	REG	22300	101		mg/Kg	++	1	5		
NEED	IRON	REG	72700	101		mg/Kg	++	2	5		
NEED	LEAD	REG	816	101		mg/Kg	++	4	20		
NEED	MAGNESIUM	REG	5110	101		mg/Kg	++	20	100		
SREV	MANGANESE	MN-3050	932	101		mg/Kg	++	0.5	3		M3
SREV	MOLYBDENUM	MO-3050	6470	101		mg/Kg	++	1	5		M3
SREV	NICKEL	NI-3050	33	101		mg/Kg	++	1	5		
NEED	POTASSIUM	REG	2300	101		mg/Kg	++	30	200		
NEED	SELENIUM	REG		101	U	mg/Kg	++	4	20		
NEED	SILVER	REG	9	101		mg/Kg	++	1	3		
NEED	SODIUM	REG	290	101		mg/Kg	++	30	200		
SREV	ZINC	ZN-3050	1550	101		mg/Kg	++	1	5		M3

WG250782CCV2

Tag: **Measured:** 8/28/2008 4:11:51 AM

Status	Parm_Stored	Type	Value	Dil	Qual	Units	Appv	MDL	RDL	Text Value	Ext Qual
SREV	ALUMINUM	FOUND	1.032	1		mg/L	++	0.03	0.2		
SREV	ALUMINUM	REC	103.2	1		%	++	0.03	0.2		
SREV	ARSENIC	FOUND	2.06	1		mg/L	++	0.04	0.2		
SREV	ARSENIC	REC	103	1		%	++	0.04	0.2		
SREV	BARIUM	FOUND	1.0233	1		mg/L	++	0.003	0.02		
SREV	BARIUM	REC	102.3	1		%	++	0.003	0.02		
SREV	BERYLLIUM	FOUND	1.0173	1		mg/L	++	0.002	0.01		
SREV	BERYLLIUM	REC	101.7	1		%	++	0.002	0.01		
SREV	CADMIUM	FOUND	0.9968	1		mg/L	++	0.005	0.02		
SREV	CADMIUM	REC	99.7	1		%	++	0.005	0.02		
SREV	CALCIUM	FOUND	51.47	1		mg/L	++	0.2	1		
SREV	CALCIUM	REC	102.9	1		%	++	0.2	1		
SREV	CHROMIUM	FOUND	1.014	1		mg/L	++	0.01	0.05		
SREV	CHROMIUM	REC	101.4	1		%	++	0.01	0.05		
SREV	COBALT	FOUND	1.025	1		mg/L	++	0.01	0.05		
SREV	COBALT	REC	102.4	1		%	++	0.01	0.05		
SREV	COPPER	FOUND	1.05	1		mg/L	++	0.01	0.05		
SREV	COPPER	REC	105	1		%	++	0.01	0.05		
FAIL	IRON	FOUND	1.142	1		mg/L	++	0.02	0.05		
FAIL	IRON	REC	114.2	1		%	ALRT	0.02	0.05		
SREV	LEAD	FOUND	2.014	1		mg/L	++	0.04	0.2		
SREV	LEAD	REC	100.7	1		%	++	0.04	0.2		
SREV	MAGNESIUM	FOUND	51.48	1		mg/L	++	0.2	1		
SREV	MAGNESIUM	REC	103	1		%	++	0.2	1		
SREV	MANGANESE	FOUND	1.0014	1		mg/L	++	0.005	0.03		
SREV	MANGANESE	REC	100.1	1		%	++	0.005	0.03		
SREV	MOLYBDENUM	FOUND	1.048	1		mg/L	++	0.01	0.05		
SREV	MOLYBDENUM	REC	104.8	1		%	++	0.01	0.05		
SREV	NICKEL	FOUND	0.994	1		mg/L	++	0.01	0.05		
SREV	NICKEL	REC	99.2	1		%	++	0.01	0.05		
SREV	POTASSIUM	FOUND	9.66	1		mg/L	++	0.3	2		
SREV	POTASSIUM	REC	96.6	1		%	++	0.3	2		
SREV	SELENIUM	FOUND	2.082	1		mg/L	++	0.04	0.2		
SREV	SELENIUM	REC	104.1	1		%	++	0.04	0.2		
SREV	SILVER	FOUND	0.497	1		mg/L	++	0.01	0.03		
SREV	SILVER	REC	99.5	1		%	++	0.01	0.03		
SREV	SODIUM	FOUND	52	1		mg/L	++	0.3	2		
SREV	SODIUM	REC	104	1		%	++	0.3	2		
SREV	ZINC	FOUND	1.03	1		mg/L	++	0.01	0.05		
SREV	ZINC	REC	103	1		%	++	0.01	0.05		

WG250782CCB2

Tag:

Measured: 8/28/2008 4:15:18 AM

Status	Parm_Stored	Type	Value	Dil	Qual	Units	Appv	MDL	RDL	Text Value	Ext Qual
SREV	ALUMINUM	FOUND		1	U	mg/L	++	0.03	0.2		
SREV	ARSENIC	FOUND		1	U	mg/L	++	0.04	0.2		
SREV	BARIUM	FOUND		1	U	mg/L	++	0.003	0.02		
SREV	BERYLLIUM	FOUND		1	U	mg/L	++	0.002	0.01		
SREV	CADMIUM	FOUND		1	U	mg/L	++	0.005	0.02		
SREV	CALCIUM	FOUND		1	U	mg/L	++	0.2	1		
SREV	CHROMIUM	FOUND		1	U	mg/L	++	0.01	0.05		
SREV	COBALT	FOUND		1	U	mg/L	++	0.01	0.05		
SREV	COPPER	FOUND	0.011	1	B	mg/L	++	0.01	0.05		
SREV	IRON	FOUND		1	U	mg/L	++	0.02	0.05		
SREV	LEAD	FOUND		1	U	mg/L	++	0.04	0.2		
SREV	MAGNESIUM	FOUND		1	U	mg/L	++	0.2	1		
SREV	MANGANESE	FOUND		1	U	mg/L	++	0.005	0.03		
SREV	MOLYBDENUM	FOUND		1	U	mg/L	++	0.01	0.05		
SREV	NICKEL	FOUND		1	U	mg/L	++	0.01	0.05		
SREV	POTASSIUM	FOUND		1	U	mg/L	++	0.3	2		
SREV	SELENIUM	FOUND		1	U	mg/L	++	0.04	0.2		
SREV	SILVER	FOUND		1	U	mg/L	++	0.01	0.03		
SREV	SODIUM	FOUND		1	U	mg/L	++	0.3	2		
SREV	ZINC	FOUND		1	U	mg/L	++	0.01	0.05		

L71134-16SDL **Tag:** **Measured:** **8/28/2008 4:18:47 AM**

Status	Parm_Stored	Type	Value	Dil	Qual	Units	Appv	MDL	RDL	Text Value	Ext Qual
SREV	ALUMINUM	D	3.2	101		%	++	3	20		
SREV	ALUMINUM	FOUND	2394.4	101		mg/Kg	++	3	20		
SREV	ALUMINUM	REG	11972	101		mg/Kg	++	3	20		
SREV	ARSENIC	D	7	101		%	++	4	20		
SREV	ARSENIC	FOUND	29.1	101		mg/Kg	++	4	20		
SREV	ARSENIC	REG	145.5	101		mg/Kg	++	4	20		
SREV	BARIUM	D	2.2	101		%	++	0.3	2		
SREV	BARIUM	FOUND	30.65	101		mg/Kg	++	0.3	2		
SREV	BARIUM	REG	153.25	101		mg/Kg	++	0.3	2		
SREV	BERYLLIUM	D		101	U	%	++	0.2	1		
SREV	BERYLLIUM	FOUND		101	U	mg/Kg	++	0.2	1		
SREV	BERYLLIUM	REG	0	101	U	mg/Kg	++	0.2	1		
SREV	CADMIUM	D		101	U	%	++	0.5	2		
SREV	CADMIUM	FOUND		101	U	mg/Kg	++	0.5	2		
SREV	CADMIUM	REG	0	101	U	mg/Kg	++	0.5	2		
SREV	CALCIUM	D	7.2	101		%	++	20	100		
SREV	CALCIUM	FOUND	2079	101		mg/Kg	++	20	100		
SREV	CALCIUM	REG	10395	101		mg/Kg	++	20	100		
SREV	CHROMIUM	D	1.4	101		%	++	1	5		
SREV	CHROMIUM	FOUND	7.1	101		mg/Kg	++	1	5		
SREV	CHROMIUM	REG	35.5	101		mg/Kg	++	1	5		
SREV	COBALT	D	10.7	101		%	ALRT	1	5		ZG
SREV	COBALT	FOUND	9.3	101		mg/Kg	++	1	5		
SREV	COBALT	REG	46.5	101		mg/Kg	++	1	5		
SREV	COPPER	D	11.6	101		%	ALRT	1	5		ZH
SREV	COPPER	FOUND	4976.3	101		mg/Kg	++	1	5		
SREV	COPPER	REG	24881.5	101		mg/Kg	++	1	5		
FAIL	IRON	D	23.4	101		%	ALRT	2	5		
FAIL	IRON	FOUND	17945	101		mg/Kg	++	2	5		
FAIL	IRON	REG	89725	101		mg/Kg	++	2	5		
SREV	LEAD	D	8.5	101		%	++	4	20		
SREV	LEAD	FOUND	177.1	101		mg/Kg	++	4	20		
SREV	LEAD	REG	885.5	101		mg/Kg	++	4	20		
SREV	MAGNESIUM	D	2.6	101		%	++	20	100		
SREV	MAGNESIUM	FOUND	1049	101		mg/Kg	++	20	100		
SREV	MAGNESIUM	REG	5245	101		mg/Kg	++	20	100		
SREV	MANGANESE	D	6.2	101		%	++	0.5	3		
SREV	MANGANESE	FOUND	197.92	101		mg/Kg	++	0.5	3		
SREV	MANGANESE	REG	989.6	101		mg/Kg	++	0.5	3		
SREV	MOLYBDENUM	D	6.2	101		%	++	1	5		
SREV	MOLYBDENUM	FOUND	1374.1	101		mg/Kg	++	1	5		
SREV	MOLYBDENUM	REG	6870.5	101		mg/Kg	++	1	5		
SREV	NICKEL	D	0	101		%	++	1	5		
SREV	NICKEL	FOUND	6.6	101		mg/Kg	++	1	5		
SREV	NICKEL	REG	33	101		mg/Kg	++	1	5		
SREV	POTASSIUM	D	1.3	101		%	++	30	200		
SREV	POTASSIUM	FOUND	454	101		mg/Kg	++	30	200		
SREV	POTASSIUM	REG	2270	101		mg/Kg	++	30	200		
SREV	SELENIUM	D		101	B	%	++	4	20		
SREV	SELENIUM	FOUND	6	101	B	mg/Kg	++	4	20		
SREV	SELENIUM	REG	30	101	B	mg/Kg	++	4	20		
SREV	SILVER	D	94.4	101		%	ALRT	1	3		ZG
SREV	SILVER	FOUND	3.5	101		mg/Kg	++	1	3		

SREV	SILVER	REG	17.5	101		mg/Kg	++	1	3		
SREV	SODIUM	D	17.2	101	B	%	ALRT	30	200		ZG
SREV	SODIUM	FOUND	48	101	B	mg/Kg	++	30	200		
SREV	SODIUM	REG	240	101	B	mg/Kg	++	30	200		
SREV	ZINC	D	2.9	101		%	++	1	5		
SREV	ZINC	FOUND	319.1	101		mg/Kg	++	1	5		
SREV	ZINC	REG	1595.5	101		mg/Kg	++	1	5		

L71134-16MS

Tag: **Measured:** 8/28/2008 4:22:14 AM

Status	Parm_Stored	Type	Value	Dil	Qual	Units	Appv	MDL	RDL	Text Value	Ext Qual
SREV	ALUMINUM	FOUND	13429.5	101		mg/Kg	++	3	20		
SREV	ALUMINUM	REC	1811.4	101		%	ALRT	3	20		M3
SREV	ARSENIC	FOUND	233.6	101		mg/Kg	++	4	20		
SREV	ARSENIC	REC	96.6	101		%	++	4	20		
SREV	BARIUM	FOUND	198.18	101		mg/Kg	++	0.3	2		
SREV	BARIUM	REC	95.4	101		%	++	0.3	2		
SREV	BERYLLIUM	FOUND	53.19	101		mg/Kg	++	0.2	1		
SREV	BERYLLIUM	REC	105.3	101		%	++	0.2	1		
SREV	CADMIUM	FOUND	53.46	101		mg/Kg	++	0.5	2		
SREV	CADMIUM	REC	96	101		%	++	0.5	2		
SREV	CALCIUM	FOUND	18266	101		mg/Kg	++	20	100		
SREV	CALCIUM	REC	124.8	101		%	++	20	100		
SREV	CHROMIUM	FOUND	84.6	101		mg/Kg	++	1	5		
SREV	CHROMIUM	REC	96.2	101		%	++	1	5		
SREV	COBALT	FOUND	91.9	101		mg/Kg	++	1	5		
SREV	COBALT	REC	98.8	101		%	++	1	5		
SREV	COPPER	FOUND	22076.1	101		mg/Kg	++	1	5		
SREV	COPPER	REC	-443.4	101		%	ALRT	1	5		M3
FAIL	IRON	FOUND	67230.8	101		mg/Kg	++	2	5		
FAIL	IRON	REC	-5415	101		%	ALRT	2	5		
SREV	LEAD	FOUND	992.8	101		mg/Kg	++	4	20		
SREV	LEAD	REC	175	101		%	ALRT	4	20		M3
SREV	MAGNESIUM	FOUND	10441	101		mg/Kg	++	20	100		
SREV	MAGNESIUM	REC	105.6	101		%	++	20	100		
SREV	MANGANESE	FOUND	939.01	101		mg/Kg	++	0.5	3		
SREV	MANGANESE	REC	13.9	101		%	ALRT	0.5	3		M3
SREV	MOLYBDENUM	FOUND	6684.4	101		mg/Kg	++	1	5		
SREV	MOLYBDENUM	REC	424.6	101		%	ALRT	1	5		M3
SREV	NICKEL	FOUND	84.7	101		mg/Kg	++	1	5		
SREV	NICKEL	REC	102.7	101		%	++	1	5		
SREV	POTASSIUM	FOUND	13001	101		mg/Kg	++	30	200		
SREV	POTASSIUM	REC	106.2	101		%	++	30	200		
SREV	SELENIUM	FOUND	104.3	101		mg/Kg	++	4	20		
SREV	SELENIUM	REC	103.3	101		%	++	4	20		
SREV	SILVER	FOUND	52.3	101		mg/Kg	++	1	3		
SREV	SILVER	REC	85.7	101		%	++	1	3		
SREV	SODIUM	FOUND	11035	101		mg/Kg	++	30	200		
SREV	SODIUM	REC	108.3	101		%	++	30	200		
SREV	ZINC	FOUND	1652.2	101		mg/Kg	++	1	5		
SREV	ZINC	REC	202.4	101		%	ALRT	1	5		M3

L71134-16MSD Tag: Measured: 8/28/2008 4:25:40 AM

Status	Parm_Stored	Type	Value	Dil	Qual	Units	Appv	MDL	RDL	Text Value	Ext Qual
SREV	ALUMINUM	FOUND	13700	101		mg/Kg	++	3	20		
SREV	ALUMINUM	REC	2079.2	101		%	ALRT	3	20		M3
SREV	ALUMINUM	RPD	1.99	101		%	++	3	20		
SREV	ARSENIC	FOUND	228.7	101		mg/Kg	++	4	20		
SREV	ARSENIC	REC	91.8	101		%	++	4	20		
SREV	ARSENIC	RPD	2.12	101		%	++	4	20		
SREV	BARIUM	FOUND	210.26	101		mg/Kg	++	0.3	2		
SREV	BARIUM	REC	119.3	101		%	++	0.3	2		
SREV	BARIUM	RPD	5.92	101		%	++	0.3	2		
SREV	BERYLLIUM	FOUND	54.41	101		mg/Kg	++	0.2	1		
SREV	BERYLLIUM	REC	107.7	101		%	++	0.2	1		
SREV	BERYLLIUM	RPD	2.27	101		%	++	0.2	1		
SREV	CADMIUM	FOUND	54.16	101		mg/Kg	++	0.5	2		
SREV	CADMIUM	REC	97.3	101		%	++	0.5	2		
SREV	CADMIUM	RPD	1.3	101		%	++	0.5	2		
SREV	CALCIUM	FOUND	17185	101		mg/Kg	++	20	100		
SREV	CALCIUM	REC	109	101		%	++	20	100		
SREV	CALCIUM	RPD	6.1	101		%	++	20	100		
SREV	CHROMIUM	FOUND	99.9	101		mg/Kg	++	1	5		
SREV	CHROMIUM	REC	126.5	101		%	ALRT	1	5		MA
SREV	CHROMIUM	RPD	16.59	101		%	++	1	5		
SREV	COBALT	FOUND	90.1	101		mg/Kg	++	1	5		
SREV	COBALT	REC	95.2	101		%	++	1	5		
SREV	COBALT	RPD	1.98	101		%	++	1	5		
SREV	COPPER	FOUND	19648.9	101		mg/Kg	++	1	5		
SREV	COPPER	REC	-5249.7	101		%	ALRT	1	5		M3
SREV	COPPER	RPD	11.63	101		%	++	1	5		
FAIL	IRON	FOUND	63445.4	101		mg/Kg	++	2	5		
FAIL	IRON	REC	-9163	101		%	ALRT	2	5		
FAIL	IRON	RPD	5.79	101		%	++	2	5		
SREV	LEAD	FOUND	584.9	101		mg/Kg	++	4	20		
SREV	LEAD	REC	-228.8	101		%	ALRT	4	20		M3
SREV	LEAD	RPD	51.71	101		%	ALRT	4	20		RD
SREV	MAGNESIUM	FOUND	10901	101		mg/Kg	++	20	100		
SREV	MAGNESIUM	REC	114.7	101		%	++	20	100		
SREV	MAGNESIUM	RPD	4.31	101		%	++	20	100		
SREV	MANGANESE	FOUND	887.94	101		mg/Kg	++	0.5	3		
SREV	MANGANESE	REC	-87.2	101		%	ALRT	0.5	3		M3
SREV	MANGANESE	RPD	5.59	101		%	++	0.5	3		
SREV	MOLYBDENUM	FOUND	5964	101		mg/Kg	++	1	5		
SREV	MOLYBDENUM	REC	-1002	101		%	ALRT	1	5		M3
SREV	MOLYBDENUM	RPD	11.39	101		%	++	1	5		
SREV	NICKEL	FOUND	85.6	101		mg/Kg	++	1	5		
SREV	NICKEL	REC	104.5	101		%	++	1	5		
SREV	NICKEL	RPD	1.06	101		%	++	1	5		
SREV	POTASSIUM	FOUND	13531	101		mg/Kg	++	30	200		
SREV	POTASSIUM	REC	111.5	101		%	++	30	200		
SREV	POTASSIUM	RPD	4	101		%	++	30	200		
SREV	SELENIUM	FOUND	108.3	101		mg/Kg	++	4	20		
SREV	SELENIUM	REC	107.2	101		%	++	4	20		
SREV	SELENIUM	RPD	3.76	101		%	++	4	20		
SREV	SILVER	FOUND	53.8	101		mg/Kg	++	1	3		
SREV	SILVER	REC	88.7	101		%	++	1	3		

SREV	SILVER	RPD	2.83	101		%	++	1	3		
SREV	SODIUM	FOUND	11234	101		mg/Kg	++	30	200		
SREV	SODIUM	REC	110.3	101		%	++	30	200		
SREV	SODIUM	RPD	1.79	101		%	++	30	200		
SREV	ZINC	FOUND	1709.4	101		mg/Kg	++	1	5		
SREV	ZINC	REC	315.6	101		%	ALRT	1	5		M3
SREV	ZINC	RPD	3.4	101		%	++	1	5		

L71134-17 **Tag:** **Measured:** **8/28/2008 4:29:07 AM**

Status	Parm_Stored	Type	Value	Dil	Qual	Units	Appv	MDL	RDL	Text Value	Ext Qual
SREV	BARIUM	BA-3050	77.6	101		mg/Kg	++	0.3	2		
SREV	BERYLLIUM	BE-3050	0.9	101	B	mg/Kg	++	0.2	1		
SREV	CADMIUM	CD-3050	5.3	101		mg/Kg	++	0.5	2		
SREV	CHROMIUM	CR-3050	193	101		mg/Kg	++	1	5		MA
SREV	COBALT	CO-3050	23	101		mg/Kg	++	1	5		ZG
SREV	COPPER	CU-3050	4120	101		mg/Kg	++	1	5		M3 ZH
SREV	MANGANESE	MN-3050	683	101		mg/Kg	++	0.5	3		M3
SREV	MOLYBDENUM	MO-3050	2220	101		mg/Kg	++	1	5		M3
SREV	NICKEL	NI-3050	29	101		mg/Kg	++	1	5		
SREV	ZINC	ZN-3050	741	101		mg/Kg	++	1	5		M3

WG250782CCV3

Tag: **Measured:** 8/28/2008 4:32:33 AM

Status	Parm_Stored	Type	Value	Dil	Qual	Units	Appv	MDL	RDL	Text Value	Ext Qual
SREV	ALUMINUM	FOUND	1.024	1		mg/L	++	0.03	0.2		
SREV	ALUMINUM	REC	102.4	1		%	++	0.03	0.2		
SREV	ARSENIC	FOUND	2.069	1		mg/L	++	0.04	0.2		
SREV	ARSENIC	REC	103.5	1		%	++	0.04	0.2		
SREV	BARIUM	FOUND	1.0121	1		mg/L	++	0.003	0.02		
SREV	BARIUM	REC	101.2	1		%	++	0.003	0.02		
SREV	BERYLLIUM	FOUND	1.0144	1		mg/L	++	0.002	0.01		
SREV	BERYLLIUM	REC	101.4	1		%	++	0.002	0.01		
SREV	CADMIUM	FOUND	0.9899	1		mg/L	++	0.005	0.02		
SREV	CADMIUM	REC	99	1		%	++	0.005	0.02		
SREV	CALCIUM	FOUND	51.12	1		mg/L	++	0.2	1		
SREV	CALCIUM	REC	102.2	1		%	++	0.2	1		
SREV	CHROMIUM	FOUND	1.006	1		mg/L	++	0.01	0.05		
SREV	CHROMIUM	REC	100.6	1		%	++	0.01	0.05		
SREV	COBALT	FOUND	1.018	1		mg/L	++	0.01	0.05		
SREV	COBALT	REC	101.7	1		%	++	0.01	0.05		
SREV	COPPER	FOUND	1.018	1		mg/L	++	0.01	0.05		
SREV	COPPER	REC	101.8	1		%	++	0.01	0.05		
FAIL	IRON	FOUND	1.128	1		mg/L	++	0.02	0.05		
FAIL	IRON	REC	112.8	1		%	ALRT	0.02	0.05		
SREV	LEAD	FOUND	2.001	1		mg/L	++	0.04	0.2		
SREV	LEAD	REC	100.1	1		%	++	0.04	0.2		
SREV	MAGNESIUM	FOUND	51.14	1		mg/L	++	0.2	1		
SREV	MAGNESIUM	REC	102.3	1		%	++	0.2	1		
SREV	MANGANESE	FOUND	0.9969	1		mg/L	++	0.005	0.03		
SREV	MANGANESE	REC	99.7	1		%	++	0.005	0.03		
SREV	MOLYBDENUM	FOUND	1.024	1		mg/L	++	0.01	0.05		
SREV	MOLYBDENUM	REC	102.4	1		%	++	0.01	0.05		
SREV	NICKEL	FOUND	0.986	1		mg/L	++	0.01	0.05		
SREV	NICKEL	REC	98.4	1		%	++	0.01	0.05		
SREV	POTASSIUM	FOUND	9.56	1		mg/L	++	0.3	2		
SREV	POTASSIUM	REC	95.6	1		%	++	0.3	2		
SREV	SELENIUM	FOUND	2.084	1		mg/L	++	0.04	0.2		
SREV	SELENIUM	REC	104.2	1		%	++	0.04	0.2		
SREV	SILVER	FOUND	0.493	1		mg/L	++	0.01	0.03		
SREV	SILVER	REC	98.7	1		%	++	0.01	0.03		
SREV	SODIUM	FOUND	51.65	1		mg/L	++	0.3	2		
SREV	SODIUM	REC	103.3	1		%	++	0.3	2		
SREV	ZINC	FOUND	1.018	1		mg/L	++	0.01	0.05		
SREV	ZINC	REC	101.8	1		%	++	0.01	0.05		

WG250782CCB3

Tag:

Measured: 8/28/2008 4:36:00 AM

Status	Parm_Stored	Type	Value	Dil	Qual	Units	Appv	MDL	RDL	Text Value	Ext Qual
SREV	ALUMINUM	FOUND		1	U	mg/L	++	0.03	0.2		
SREV	ARSENIC	FOUND		1	U	mg/L	++	0.04	0.2		
SREV	BARIUM	FOUND		1	U	mg/L	++	0.003	0.02		
SREV	BERYLLIUM	FOUND		1	U	mg/L	++	0.002	0.01		
SREV	CADMIUM	FOUND		1	U	mg/L	++	0.005	0.02		
SREV	CALCIUM	FOUND		1	U	mg/L	++	0.2	1		
SREV	CHROMIUM	FOUND		1	U	mg/L	++	0.01	0.05		
SREV	COBALT	FOUND		1	U	mg/L	++	0.01	0.05		
SREV	COPPER	FOUND		1	U	mg/L	++	0.01	0.05		
SREV	IRON	FOUND		1	U	mg/L	++	0.02	0.05		
SREV	LEAD	FOUND		1	U	mg/L	++	0.04	0.2		
SREV	MAGNESIUM	FOUND		1	U	mg/L	++	0.2	1		
SREV	MANGANESE	FOUND		1	U	mg/L	++	0.005	0.03		
SREV	MOLYBDENUM	FOUND		1	U	mg/L	++	0.01	0.05		
SREV	NICKEL	FOUND		1	U	mg/L	++	0.01	0.05		
SREV	POTASSIUM	FOUND		1	U	mg/L	++	0.3	2		
SREV	SELENIUM	FOUND	0.044	1	B	mg/L	++	0.04	0.2		
SREV	SILVER	FOUND		1	U	mg/L	++	0.01	0.03		
SREV	SODIUM	FOUND		1	U	mg/L	++	0.3	2		
SREV	ZINC	FOUND		1	U	mg/L	++	0.01	0.05		

WG250782
Instrument ID: ICP5
Date file created: 8/29/2008 10:09:07 AM
P:\PDFMerge\icp5\WG250782.CSV

Sample ID,Line,Mean,Volume,Units,RSD,Dev.,Date Sample,Rho,Method,,
CalBlk, Ag 328.068 r, 3977, 1.0000, mg/L, 7.5434, 300, 28 Aug 2008 02:24:54, -, EPA200.7/6010
CalBlk, Al 396.152 r, 154, 1.0000, mg/L, 275.2443, 423, 28 Aug 2008 02:24:54, -, EPA200.7/601
CalBlk, As 189.042 r, 99, 1.0000, mg/L, 17.7665, 18, 28 Aug 2008 02:24:54, -, EPA200.7/6010B-
CalBlk, B 249.677 r, 604, 1.0000, mg/L, 13.4106, 81, 28 Aug 2008 02:24:54, -, EPA200.7/6010B-
CalBlk, Ba 493.409 r, 103071, 1.0000, mg/L, 0.4385, 452, 28 Aug 2008 02:24:54, -, EPA200.7/60
CalBlk, Be 234.861 r, -1203, 1.0000, mg/L, -5.5301, 67, 28 Aug 2008 02:24:54, -, EPA200.7/601
CalBlk, Bi 223.061 r, -134, 1.0000, mg/L, -8.9552, 12, 28 Aug 2008 02:24:54, -, EPA200.7/6010
CalBlk, Ca 315.887 r, 762, 1.0000, mg/L, 101.4436, 773, 28 Aug 2008 02:24:54, -, EPA200.7/601
CalBlk, Cd 214.441 r, 47, 1.0000, mg/L, 37.6344, 18, 28 Aug 2008 02:24:54, -, EPA200.7/6010B-
CalBlk, Co 228.615 r, -132, 1.0000, mg/L, -65.7795, 87, 28 Aug 2008 02:24:54, -, EPA200.7/601
CalBlk, Cr 267.716 r, -716, 1.0000, mg/L, -5.3073, 38, 28 Aug 2008 02:24:54, -, EPA200.7/6010
CalBlk, Cr 205.552 r, -30, 1.0000, mg/L, -52.5424, 16, 28 Aug 2008 02:24:54, -, EPA200.7/6010
CalBlk, Cu 324.754 r, 9957, 1.0000, mg/L, 2.2146, 221, 28 Aug 2008 02:24:54, -, EPA200.7/6010
CalBlk, Fe 240.489 r, 1311, 1.0000, mg/L, 17.4676, 229, 28 Aug 2008 02:24:54, -, EPA200.7/601
CalBlk, Fe 259.940 r, 3335, 1.0000, mg/L, 9.1754, 306, 28 Aug 2008 02:24:54, -, EPA200.7/6010
CalBlk, Ga 294.364 r, -1514, 1.0000, mg/L, -13.9742, 212, 28 Aug 2008 02:24:54, -, EPA200.7/6
CalBlk, K 766.491 r, 5816, 1.0000, mg/L, 12.4140, 722, 28 Aug 2008 02:24:54, -, EPA200.7/6010
CalBlk, Li 670.784 r, 6110, 1.0000, mg/L, 1.4977, 92, 28 Aug 2008 02:24:54, -, EPA200.7/6010B
CalBlk, Mg 279.078 r, -66, 1.0000, mg/L, -64.8855, 43, 28 Aug 2008 02:24:54, -, EPA200.7/6010
CalBlk, Mn 257.610 r, 955, 1.0000, mg/L, 1.4660, 14, 28 Aug 2008 02:24:54, -, EPA200.7/6010B-
CalBlk, Mo 202.030 r, 307, 1.0000, mg/L, 28.3388, 87, 28 Aug 2008 02:24:54, -, EPA200.7/6010B
CalBlk, Na 330.237 r, 7362, 1.0000, mg/L, 12.1978, 898, 28 Aug 2008 02:24:54, -, EPA200.7/601
CalBlk, Na 589.592 r, 33637, 1.0000, mg/L, 0.7076, 238, 28 Aug 2008 02:24:54, -, EPA200.7/601
CalBlk, Ni 221.648 r, -434, 1.0000, mg/L, -11.6494, 51, 28 Aug 2008 02:24:54, -, EPA200.7/601
CalBlk, Ni 231.604 r, 318, 1.0000, mg/L, 6.2893, 20, 28 Aug 2008 02:24:54, -, EPA200.7/6010B-
CalBlk, Pb 220.353 r, 151, 1.0000, mg/L, 7.2848, 11, 28 Aug 2008 02:24:54, -, EPA200.7/6010B-
CalBlk, Sb 206.833 r, 67, 1.0000, mg/L, 19.4030, 13, 28 Aug 2008 02:24:54, -, EPA200.7/6010B-
CalBlk, Sb 217.581 r, -175, 1.0000, mg/L, -33.7143, 59, 28 Aug 2008 02:24:54, -, EPA200.7/601
CalBlk, Sc 361.383 r, 4218, 1.0000, mg/L, 8.7719, 370, 28 Aug 2008 02:24:54, -, EPA200.7/6010
CalBlk, Sc 357.253 r, 182624, 1.0000, mg/L, 0.7836, 1431, 28 Aug 2008 02:24:54, -, EPA200.7/6
CalBlk, Se 196.090 r, -54, 1.0000, mg/L, -61.1111, 33, 28 Aug 2008 02:24:54, -, EPA200.7/6010
CalBlk, Si 251.611 r, 669, 1.0000, mg/L, 13.3034, 89, 28 Aug 2008 02:24:54, -, EPA200.7/6010B
CalBlk, Sn 189.991 r, 67, 1.0000, mg/L, 26.8657, 18, 28 Aug 2008 02:24:54, -, EPA200.7/6010B-
CalBlk, Sr 421.552 r, 2010, 1.0000, mg/L, 1.5178, 31, 28 Aug 2008 02:24:54, -, EPA200.7/6010B
CalBlk, Ti 337.280 r, -6115, 1.0000, mg/L, -5.7890, 354, 28 Aug 2008 02:24:54, -, EPA200.7/60
CalBlk, Ti 334.941 r, 15769, 1.0000, mg/L, 0.4725, 75, 28 Aug 2008 02:24:54, -, EPA200.7/6010
CalBlk, Tl 190.864 r, -92, 1.0000, mg/L, -48.6339, 45, 28 Aug 2008 02:24:54, -, EPA200.7/6010
CalBlk, V 292.401 r, -42, 1.0000, mg/L, -42.8571, 18, 28 Aug 2008 02:24:54, -, EPA200.7/6010B
CalBlk, Zn 213.856 r, 1815, 1.0000, mg/L, 2.1769, 40, 28 Aug 2008 02:24:54, -, EPA200.7/6010B
CalBlk, Zn 206.200 r, 348, 1.0000, mg/L, 17.6978, 62, 28 Aug 2008 02:24:54, -, EPA200.7/6010B
CalBlk, Y 371.030 r, 5447860, 1.0000, mg/L, 0.0850, 4631, 28 Aug 2008 02:24:54, -, EPA200.7/6
CalStd1, Ag 328.068 r, 90610, 1.0000, mg/L, 0.1821, 165, 28 Aug 2008 02:28:23, -, EPA200.7/60
CalStd1, Al 396.152 r, 389026, 1.0000, mg/L, 0.1357, 528, 28 Aug 2008 02:28:23, -, EPA200.7/6
CalStd1, As 189.042 r, 6833, 1.0000, mg/L, 0.1537, 11, 28 Aug 2008 02:28:23, -, EPA200.7/6010
CalStd1, B 249.677 r, 185054, 1.0000, mg/L, 0.6031, 1116, 28 Aug 2008 02:28:23, -, EPA200.7/6
CalStd1, Ba 493.409 r, 2054245, 1.0000, mg/L, 0.0631, 1297, 28 Aug 2008 02:28:23, -, EPA200.7
CalStd1, Be 234.861 r, 1745379, 1.0000, mg/L, 0.2270, 3962, 28 Aug 2008 02:28:23, -, EPA200.7
CalStd1, Bi 223.061 r, 20561, 1.0000, mg/L, 0.2213, 46, 28 Aug 2008 02:28:23, -, EPA200.7/601
CalStd1, Ca 315.887 r, 473197, 1.0000, mg/L, 0.0860, 407, 28 Aug 2008 02:28:23, -, EPA200.7/6
CalStd1, Cd 214.441 r, 130986, 1.0000, mg/L, 0.4867, 638, 28 Aug 2008 02:28:23, -, EPA200.7/6
CalStd1, Co 228.615 r, 52959, 1.0000, mg/L, 0.1048, 56, 28 Aug 2008 02:28:23, -, EPA200.7/601
CalStd1, Cr 267.716 r, 181791, 1.0000, mg/L, 0.3545, 645, 28 Aug 2008 02:28:23, -, EPA200.7/6
CalStd1, Cr 205.552 r, 136615, 1.0000, mg/L, 0.2555, 349, 28 Aug 2008 02:28:23, -, EPA200.7/6
CalStd1, Cu 324.754 r, 408742, 1.0000, mg/L, 0.1943, 794, 28 Aug 2008 02:28:23, -, EPA200.7/6

CalStd1, Fe 240.489 r, 212421, 1.0000, mg/L, 0.2898, 616, 28 Aug 2008 02:28:23, -, EPA200.7/6
CalStd1, Fe 259.940 r, 503797, 1.0000, mg/L, 0.2785, 1403, 28 Aug 2008 02:28:23, -, EPA200.7/
CalStd1, Ga 294.364 r, 8147, 1.0000, mg/L, 1.1906, 97, 28 Aug 2008 02:28:23, -, EPA200.7/6010
CalStd1, K 766.491 r, 193760, 1.0000, mg/L, 1.8110, 3509, 28 Aug 2008 02:28:23, -, EPA200.7/6
CalStd1, Li 670.784 r, 556766, 1.0000, mg/L, 0.0915, 510, 28 Aug 2008 02:28:23, -, EPA200.7/6
CalStd1, Mg 279.078 r, 88031, 1.0000, mg/L, 0.3220, 284, 28 Aug 2008 02:28:23, -, EPA200.7/60
CalStd1, Mn 257.610 r, 558169, 1.0000, mg/L, 0.4689, 2617, 28 Aug 2008 02:28:23, -, EPA200.7/
CalStd1, Mo 202.030 r, 34974, 1.0000, mg/L, 0.2144, 75, 28 Aug 2008 02:28:23, -, EPA200.7/601
CalStd1, Na 330.237 r, 11912, 1.0000, mg/L, 0.2057, 25, 28 Aug 2008 02:28:23, -, EPA200.7/601
CalStd1, Na 589.592 r, 140637, 1.0000, mg/L, 0.9997, 1406, 28 Aug 2008 02:28:23, -, EPA200.7/
CalStd1, Ni 221.648 r, 55485, 1.0000, mg/L, 0.1316, 73, 28 Aug 2008 02:28:23, -, EPA200.7/601
CalStd1, Ni 231.604 r, 41896, 1.0000, mg/L, 0.4392, 184, 28 Aug 2008 02:28:23, -, EPA200.7/60
CalStd1, Pb 220.353 r, 28463, 1.0000, mg/L, 0.0018, 1, 28 Aug 2008 02:28:23, -, EPA200.7/6010
CalStd1, Sb 206.833 r, 7661, 1.0000, mg/L, 0.3981, 31, 28 Aug 2008 02:28:23, -, EPA200.7/6010
CalStd1, Sb 217.581 r, 5018, 1.0000, mg/L, 0.4982, 25, 28 Aug 2008 02:28:23, -, EPA200.7/6010
CalStd1, Sc 361.383 r, 2710487, 1.0000, mg/L, 0.0923, 2503, 28 Aug 2008 02:28:23, -, EPA200.7
CalStd1, Sc 357.253 r, 2173019, 1.0000, mg/L, 0.0663, 1441, 28 Aug 2008 02:28:23, -, EPA200.7
CalStd1, Se 196.090 r, 5361, 1.0000, mg/L, 0.3265, 18, 28 Aug 2008 02:28:23, -, EPA200.7/6010
CalStd1, Si 251.611 r, 92372, 1.0000, mg/L, 0.5657, 523, 28 Aug 2008 02:28:23, -, EPA200.7/60
CalStd1, Sn 189.991 r, 24734, 1.0000, mg/L, 0.8551, 212, 28 Aug 2008 02:28:23, -, EPA200.7/60
CalStd1, Sr 421.552 r, 6285692, 1.0000, mg/L, 0.0059, 370, 28 Aug 2008 02:28:23, -, EPA200.7/
CalStd1, Ti 337.280 r, 344145, 1.0000, mg/L, 0.1993, 686, 28 Aug 2008 02:28:23, -, EPA200.7/6
CalStd1, Ti 334.941 r, 848327, 1.0000, mg/L, 0.4498, 3816, 28 Aug 2008 02:28:23, -, EPA200.7/
CalStd1, Tl 190.864 r, 28043, 1.0000, mg/L, 5.6183, 1576, 28 Aug 2008 02:28:23, -, EPA200.7/6
CalStd1, V 292.401 r, 177545, 1.0000, mg/L, 0.3168, 563, 28 Aug 2008 02:28:23, -, EPA200.7/60
CalStd1, Zn 213.856 r, 135326, 1.0000, mg/L, 0.1877, 254, 28 Aug 2008 02:28:23, -, EPA200.7/6
CalStd1, Zn 206.200 r, 74320, 1.0000, mg/L, 0.6492, 483, 28 Aug 2008 02:28:23, -, EPA200.7/60
CalStd1, Y 371.030 r, 5531323, 1.0000, mg/L, 0.1295, 7164, 28 Aug 2008 02:28:23, -, EPA200.7/
CalStd2, Ag 328.068 r, 180520, 1.0000, mg/L, 0.3925, 709, 28 Aug 2008 02:31:50, -, EPA200.7/6
CalStd2, Al 396.152 r, 794963, 1.0000, mg/L, 0.9629, 7655, 28 Aug 2008 02:31:50, -, EPA200.7/
CalStd2, As 189.042 r, 13824, 1.0000, mg/L, 0.3255, 45, 28 Aug 2008 02:31:50, -, EPA200.7/601
CalStd2, B 249.677 r, 378303, 1.0000, mg/L, 0.8871, 3356, 28 Aug 2008 02:31:50, -, EPA200.7/6
CalStd2, Ba 493.409 r, 4068696, 1.0000, mg/L, 0.6256, 25455, 28 Aug 2008 02:31:50, -, EPA200.
CalStd2, Be 234.861 r, 3569048, 1.0000, mg/L, 0.7808, 27866, 28 Aug 2008 02:31:50, -, EPA200.
CalStd2, Bi 223.061 r, 41598, 1.0000, mg/L, 0.6106, 254, 28 Aug 2008 02:31:50, -, EPA200.7/60
CalStd2, Ca 315.887 r, 965945, 1.0000, mg/L, 0.7473, 7219, 28 Aug 2008 02:31:50, -, EPA200.7/
CalStd2, Cd 214.441 r, 261698, 1.0000, mg/L, 0.6502, 1702, 28 Aug 2008 02:31:50, -, EPA200.7/
CalStd2, Co 228.615 r, 104939, 1.0000, mg/L, 0.6380, 670, 28 Aug 2008 02:31:50, -, EPA200.7/6
CalStd2, Cr 267.716 r, 367012, 1.0000, mg/L, 0.3516, 1291, 28 Aug 2008 02:31:50, -, EPA200.7/
CalStd2, Cr 205.552 r, 274552, 1.0000, mg/L, 0.7891, 2167, 28 Aug 2008 02:31:50, -, EPA200.7/
CalStd2, Cu 324.754 r, 825349, 1.0000, mg/L, 0.5082, 4195, 28 Aug 2008 02:31:50, -, EPA200.7/
CalStd2, Fe 240.489 r, 428187, 1.0000, mg/L, 0.7284, 3119, 28 Aug 2008 02:31:50, -, EPA200.7/
CalStd2, Fe 259.940 r, 1013072, 1.0000, mg/L, 0.6973, 7065, 28 Aug 2008 02:31:50, -, EPA200.7
CalStd2, Ga 294.364 r, 18293, 1.0000, mg/L, 1.9133, 350, 28 Aug 2008 02:31:50, -, EPA200.7/60
CalStd2, K 766.491 r, 387510, 1.0000, mg/L, 0.9309, 3608, 28 Aug 2008 02:31:50, -, EPA200.7/6
CalStd2, Li 670.784 r, 1123879, 1.0000, mg/L, 0.6029, 6776, 28 Aug 2008 02:31:50, -, EPA200.7
CalStd2, Mg 279.078 r, 179264, 1.0000, mg/L, 0.6669, 1196, 28 Aug 2008 02:31:50, -, EPA200.7/
CalStd2, Mn 257.610 r, 1125270, 1.0000, mg/L, 0.5008, 5636, 28 Aug 2008 02:31:50, -, EPA200.7
CalStd2, Mo 202.030 r, 70414, 1.0000, mg/L, 0.7392, 521, 28 Aug 2008 02:31:50, -, EPA200.7/60
CalStd2, Na 330.237 r, 16927, 1.0000, mg/L, 0.4401, 75, 28 Aug 2008 02:31:50, -, EPA200.7/601
CalStd2, Na 589.592 r, 248013, 1.0000, mg/L, 1.0133, 2513, 28 Aug 2008 02:31:50, -, EPA200.7/
CalStd2, Ni 221.648 r, 110332, 1.0000, mg/L, 0.8198, 905, 28 Aug 2008 02:31:50, -, EPA200.7/6
CalStd2, Ni 231.604 r, 83331, 1.0000, mg/L, 0.7536, 628, 28 Aug 2008 02:31:50, -, EPA200.7/60
CalStd2, Pb 220.353 r, 56583, 1.0000, mg/L, 0.6000, 340, 28 Aug 2008 02:31:50, -, EPA200.7/60
CalStd2, Sb 206.833 r, 15765, 1.0000, mg/L, 1.1767, 186, 28 Aug 2008 02:31:50, -, EPA200.7/60
CalStd2, Sb 217.581 r, 10865, 1.0000, mg/L, 0.6949, 76, 28 Aug 2008 02:31:50, -, EPA200.7/601
CalStd2, Sc 361.383 r, 5437805, 1.0000, mg/L, 0.6705, 36462, 28 Aug 2008 02:31:50, -, EPA200.
CalStd2, Sc 357.253 r, 4181893, 1.0000, mg/L, 0.7231, 30241, 28 Aug 2008 02:31:50, -, EPA200.
CalStd2, Se 196.090 r, 11014, 1.0000, mg/L, 0.6083, 67, 28 Aug 2008 02:31:50, -, EPA200.7/601
CalStd2, Si 251.611 r, 188444, 1.0000, mg/L, 1.0555, 1989, 28 Aug 2008 02:31:50, -, EPA200.7/

CalStd2, Sn 189.991 r, 49752, 1.0000, mg/L, 0.7899, 393, 28 Aug 2008 02:31:50, -, EPA200.7/60
CalStd2, Sr 421.552 r, 12506872, 1.0000, mg/L, 0.8186, 102383, 28 Aug 2008 02:31:50, -, EPA20
CalStd2, Ti 337.280 r, 710885, 1.0000, mg/L, 0.8352, 5937, 28 Aug 2008 02:31:50, -, EPA200.7/
CalStd2, Ti 334.941 r, 1717388, 1.0000, mg/L, 0.7348, 12619, 28 Aug 2008 02:31:50, -, EPA200.
CalStd2, Tl 190.864 r, 57172, 1.0000, mg/L, 5.8027, 3318, 28 Aug 2008 02:31:50, -, EPA200.7/6
CalStd2, V 292.401 r, 361012, 1.0000, mg/L, 0.7084, 2558, 28 Aug 2008 02:31:50, -, EPA200.7/6
CalStd2, Zn 213.856 r, 270557, 1.0000, mg/L, 0.7008, 1896, 28 Aug 2008 02:31:50, -, EPA200.7/
CalStd2, Zn 206.200 r, 145831, 1.0000, mg/L, 0.6943, 1013, 28 Aug 2008 02:31:50, -, EPA200.7/
CalStd2, Y 371.030 r, 5631802, 1.0000, mg/L, 0.2844, 16016, 28 Aug 2008 02:31:50, -, EPA200.7
CalStd3, Ag 328.068 r, 4193, 1.0000, mg/L, 0.8347, 35, 28 Aug 2008 02:35:18, -, EPA200.7/6010
CalStd3, Al 396.152 r, -3503, 1.0000, mg/L, -17.3162, 607, 28 Aug 2008 02:35:18, -, EPA200.7/
CalStd3, As 189.042 r, 34, 1.0000, mg/L, 183.5821, 62, 28 Aug 2008 02:35:18, -, EPA200.7/6010
CalStd3, B 249.677 r, 213, 1.0000, mg/L, 41.3146, 88, 28 Aug 2008 02:35:18, -, EPA200.7/6010B
CalStd3, Ba 493.409 r, 115719, 1.0000, mg/L, 0.0393, 46, 28 Aug 2008 02:35:18, -, EPA200.7/60
CalStd3, Be 234.861 r, -980, 1.0000, mg/L, -9.3878, 92, 28 Aug 2008 02:35:18, -, EPA200.7/601
CalStd3, Bi 223.061 r, 11, 1.0000, mg/L, 233.3333, 25, 28 Aug 2008 02:35:18, -, EPA200.7/6010
CalStd3, Ca 315.887 r, 17715795, 1.0000, mg/L, 0.4021, 71232, 28 Aug 2008 02:35:18, -, EPA200
CalStd3, Cd 214.441 r, 84, 1.0000, mg/L, 96.4286, 81, 28 Aug 2008 02:35:18, -, EPA200.7/6010B
CalStd3, Co 228.615 r, -88, 1.0000, mg/L, -5.1429, 5, 28 Aug 2008 02:35:18, -, EPA200.7/6010B
CalStd3, Cr 267.716 r, -525, 1.0000, mg/L, -27.9314, 147, 28 Aug 2008 02:35:18, -, EPA200.7/6
CalStd3, Cr 205.552 r, 104, 1.0000, mg/L, 21.7391, 23, 28 Aug 2008 02:35:18, -, EPA200.7/6010
CalStd3, Cu 324.754 r, 11267, 1.0000, mg/L, 0.3950, 45, 28 Aug 2008 02:35:18, -, EPA200.7/601
CalStd3, Fe 240.489 r, 54, 1.0000, mg/L, 51.4019, 28, 28 Aug 2008 02:35:18, -, EPA200.7/6010B
CalStd3, Fe 259.940 r, 1899, 1.0000, mg/L, 1.5271, 29, 28 Aug 2008 02:35:18, -, EPA200.7/6010
CalStd3, Ga 294.364 r, -681, 1.0000, mg/L, -15.2717, 104, 28 Aug 2008 02:35:18, -, EPA200.7/6
CalStd3, K 766.491 r, 3900088, 1.0000, mg/L, 0.0855, 3337, 28 Aug 2008 02:35:18, -, EPA200.7/
CalStd3, Li 670.784 r, 6135, 1.0000, mg/L, 2.0295, 125, 28 Aug 2008 02:35:18, -, EPA200.7/601
CalStd3, Mg 279.078 r, 883611, 1.0000, mg/L, 0.3415, 3018, 28 Aug 2008 02:35:18, -, EPA200.7/
CalStd3, Mn 257.610 r, 1715, 1.0000, mg/L, 5.2785, 91, 28 Aug 2008 02:35:18, -, EPA200.7/6010
CalStd3, Mo 202.030 r, 434, 1.0000, mg/L, 26.2673, 114, 28 Aug 2008 02:35:18, -, EPA200.7/601
CalStd3, Na 330.237 r, 82606, 1.0000, mg/L, 0.3626, 300, 28 Aug 2008 02:35:18, -, EPA200.7/60
CalStd3, Na 589.592 r, 10690245, 1.0000, mg/L, 0.0702, 7509, 28 Aug 2008 02:35:18, -, EPA200.
CalStd3, Ni 221.648 r, -422, 1.0000, mg/L, -11.3744, 48, 28 Aug 2008 02:35:18, -, EPA200.7/60
CalStd3, Ni 231.604 r, 562, 1.0000, mg/L, 16.2956, 92, 28 Aug 2008 02:35:18, -, EPA200.7/6010
CalStd3, Pb 220.353 r, -73, 1.0000, mg/L, -158.9041, 116, 28 Aug 2008 02:35:18, -, EPA200.7/6
CalStd3, Sb 206.833 r, 35, 1.0000, mg/L, 40.0000, 14, 28 Aug 2008 02:35:18, -, EPA200.7/6010B
CalStd3, Sb 217.581 r, -360, 1.0000, mg/L, -31.9444, 115, 28 Aug 2008 02:35:18, -, EPA200.7/6
CalStd3, Sc 361.383 r, 5133, 1.0000, mg/L, 2.6206, 135, 28 Aug 2008 02:35:18, -, EPA200.7/601
CalStd3, Sc 357.253 r, 197605, 1.0000, mg/L, 0.3431, 678, 28 Aug 2008 02:35:18, -, EPA200.7/6
CalStd3, Se 196.090 r, -48, 1.0000, mg/L, -125.2632, 60, 28 Aug 2008 02:35:18, -, EPA200.7/60
CalStd3, Si 251.611 r, 704, 1.0000, mg/L, 25.4261, 179, 28 Aug 2008 02:35:18, -, EPA200.7/601
CalStd3, Sn 189.991 r, -76, 1.0000, mg/L, -43.4211, 33, 28 Aug 2008 02:35:18, -, EPA200.7/601
CalStd3, Sr 421.552 r, 8258, 1.0000, mg/L, 9.7118, 802, 28 Aug 2008 02:35:18, -, EPA200.7/601
CalStd3, Ti 337.280 r, -5621, 1.0000, mg/L, -21.6796, 1219, 28 Aug 2008 02:35:18, -, EPA200.7
CalStd3, Ti 334.941 r, 254, 1.0000, mg/L, 104.3307, 265, 28 Aug 2008 02:35:18, -, EPA200.7/60
CalStd3, Tl 190.864 r, 384, 1.0000, mg/L, 32.8125, 126, 28 Aug 2008 02:35:18, -, EPA200.7/601
CalStd3, V 292.401 r, 745, 1.0000, mg/L, 11.6185, 87, 28 Aug 2008 02:35:18, -, EPA200.7/6010B
CalStd3, Zn 213.856 r, 2229, 1.0000, mg/L, 5.2041, 116, 28 Aug 2008 02:35:18, -, EPA200.7/601
CalStd3, Zn 206.200 r, 455, 1.0000, mg/L, 16.0440, 73, 28 Aug 2008 02:35:18, -, EPA200.7/6010
CalStd3, Y 371.030 r, 5690824, 1.0000, mg/L, 0.2997, 17058, 28 Aug 2008 02:35:18, -, EPA200.7
ICV, Ag 328.068 r, 1.0083, 1.0000, mg/L, 0.0945, 0.0010, 28 Aug 2008 02:38:46, -, EPA200.7/60
ICV, Al 396.152 r, 2.0208, 1.0000, mg/L, 0.1950, 0.0039, 28 Aug 2008 02:38:46, -, EPA200.7/60
ICV, As 189.042 r, 4.0639, 1.0000, mg/L, 0.7001, 0.0285, 28 Aug 2008 02:38:46, -, EPA200.7/60
ICV, B 249.677 r, 2.0408, 1.0000, mg/L, 0.1047, 0.0021, 28 Aug 2008 02:38:46, -, EPA200.7/601
ICV, Ba 493.409 r, 2.0243, 1.0000, mg/L, 0.0916, 0.0019, 28 Aug 2008 02:38:46, -, EPA200.7/60
ICV, Be 234.861 r, 2.0600, 1.0000, mg/L, 0.0524, 0.0011, 28 Aug 2008 02:38:46, -, EPA200.7/60
ICV, Bi 223.061 r, (L)1.8569, 1.0000, mg/L, 0.4118, 0.0076, 28 Aug 2008 02:38:46, -, EPA200.7
ICV, Ca 315.887 r, 101.8128, 1.0000, mg/L, 0.0107, 0.0109, 28 Aug 2008 02:38:46, -, EPA200.7/
ICV, Cd 214.441 r, 1.9655, 1.0000, mg/L, 0.0597, 0.0012, 28 Aug 2008 02:38:46, -, EPA200.7/60
ICV, Co 228.615 r, 1.9937, 1.0000, mg/L, 0.1176, 0.0023, 28 Aug 2008 02:38:46, -, EPA200.7/60

```
ICV, Cr 267.716 r, 2.0072, 1.0000, mg/L, 0.5186, 0.0104, 28 Aug 2008  02:38:46, -, EPA200.7/60
ICV, Cr 205.552 r, 2.0132, 1.0000, mg/L, 0.1696, 0.0034, 28 Aug 2008  02:38:46, -, EPA200.7/60
ICV, Cu 324.754 r, 1.9994, 1.0000, mg/L, 0.3164, 0.0063, 28 Aug 2008  02:38:46, -, EPA200.7/60
ICV, Fe 240.489 r, 1.9455, 1.0000, mg/L, 0.2099, 0.0041, 28 Aug 2008  02:38:46, -, EPA200.7/60
ICV, Fe 259.940 r, 1.9797, 1.0000, mg/L, 0.0609, 0.0012, 28 Aug 2008  02:38:46, -, EPA200.7/60
ICV, Ga 294.364 r, 2.0816, 1.0000, mg/L, 0.8826, 0.0184, 28 Aug 2008  02:38:46, -, EPA200.7/60
ICV, K 766.491 r, 19.7947, 1.0000, mg/L, 0.5504, 0.1090, 28 Aug 2008  02:38:46, -, EPA200.7/60
ICV, Li 670.784 r, 2.0066, 1.0000, mg/L, 0.2785, 0.0056, 28 Aug 2008  02:38:46, -, EPA200.7/60
ICV, Mg 279.078 r, 103.6613, 1.0000, mg/L, 0.2200, 0.2281, 28 Aug 2008  02:38:46, -, EPA200.7/
ICV, Mn 257.610 r, 1.9988, 1.0000, mg/L, 0.0123, 0.0002, 28 Aug 2008  02:38:46, -, EPA200.7/60
ICV, Mo 202.030 r, 2.0144, 1.0000, mg/L, 0.0938, 0.0019, 28 Aug 2008  02:38:46, -, EPA200.7/60
ICV, Na 330.237 r, (H)115.3791, 1.0000, mg/L, 0.4829, 0.5571, 28 Aug 2008  02:38:46, -, EPA200
ICV, Na 589.592 r, 102.7131, 1.0000, mg/L, 0.1738, 0.1785, 28 Aug 2008  02:38:46, -, EPA200.7/
ICV, Ni 221.648 r, (H)2.1710, 1.0000, mg/L, 0.3026, 0.0066, 28 Aug 2008  02:38:46, -, EPA200.7
ICV, Ni 231.604 r, 1.9446, 1.0000, mg/L, 0.3216, 0.0063, 28 Aug 2008  02:38:46, -, EPA200.7/60
ICV, Pb 220.353 r, 3.9277, 1.0000, mg/L, 0.0870, 0.0034, 28 Aug 2008  02:38:46, -, EPA200.7/60
ICV, Sb 206.833 r, 3.7959, 1.0000, mg/L, 0.2197, 0.0083, 28 Aug 2008  02:38:46, -, EPA200.7/60
ICV, Sb 217.581 r, 4.0168, 1.0000, mg/L, 0.6805, 0.0273, 28 Aug 2008  02:38:46, -, EPA200.7/60
ICV, Sc 361.383 r, 2.0070, 1.0000, mg/L, 0.2854, 0.0057, 28 Aug 2008  02:38:46, -, EPA200.7/60
ICV, Sc 357.253 r, 2.0053, 1.0000, mg/L, 0.2060, 0.0041, 28 Aug 2008  02:38:46, -, EPA200.7/60
ICV, Se 196.090 r, 4.1199, 1.0000, mg/L, 1.1265, 0.0464, 28 Aug 2008  02:38:46, -, EPA200.7/60
ICV, Si 251.611 r, 19.9256, 1.0000, mg/L, 0.5819, 0.1159, 28 Aug 2008  02:38:46, -, EPA200.7/6
ICV, Sn 189.991 r, 2.0068, 1.0000, mg/L, 0.1987, 0.0040, 28 Aug 2008  02:38:46, -, EPA200.7/60
ICV, Sr 421.552 r, 2.0832, 1.0000, mg/L, 0.0786, 0.0016, 28 Aug 2008  02:38:46, -, EPA200.7/60
ICV, Ti 337.280 r, 1.9881, 1.0000, mg/L, 0.0219, 0.0004, 28 Aug 2008  02:38:46, -, EPA200.7/60
ICV, Ti 334.941 r, 1.9698, 1.0000, mg/L, 0.0981, 0.0019, 28 Aug 2008  02:38:46, -, EPA200.7/60
ICV, Tl 190.864 r, 4.0976, 1.0000, mg/L, 5.4322, 0.2226, 28 Aug 2008  02:38:46, -, EPA200.7/60
ICV, V 292.401 r, (H)2.1210, 1.0000, mg/L, 0.1297, 0.0028, 28 Aug 2008  02:38:46, -, EPA200.7/
ICV, Zn 213.856 r, 2.0096, 1.0000, mg/L, 0.0854, 0.0017, 28 Aug 2008  02:38:46, -, EPA200.7/60
ICV, Zn 206.200 r, 1.9554, 1.0000, mg/L, 0.3681, 0.0072, 28 Aug 2008  02:38:46, -, EPA200.7/60
ICV, Y 371.030 r, 1.0115, 1.0000, mg/L, 0.5128, 0.0052, 28 Aug 2008  02:38:46, -, EPA200.7/601
ICB, Ag 328.068 r, 0.0008, 1.0000, mg/L, 6.6540, 0.0001, 28 Aug 2008  02:42:14, -, EPA200.7/60
ICB, Al 396.152 r, 0.0135, 1.0000, mg/L, 25.3662, 0.0034, 28 Aug 2008  02:42:14, -, EPA200.7/6
ICB, As 189.042 r, 0.0139, 1.0000, mg/L, 56.4867, 0.0078, 28 Aug 2008  02:42:14, -, EPA200.7/6
ICB, B 249.677 r, 0.0035, 1.0000, mg/L, 12.4585, 0.0004, 28 Aug 2008  02:42:14, -, EPA200.7/60
ICB, Ba 493.409 r, 0.0003, 1.0000, mg/L, 63.7978, 0.0002, 28 Aug 2008  02:42:14, -, EPA200.7/6
ICB, Be 234.861 r, 0.0018, 1.0000, mg/L, 4.6347, 0.0001, 28 Aug 2008  02:42:14, -, EPA200.7/60
ICB, Bi 223.061 r, -0.0034, 1.0000, mg/L, -235.9944, 0.0081, 28 Aug 2008  02:42:14, -, EPA200.
ICB, Ca 315.887 r, -0.2344, 1.0000, mg/L, -1.4872, 0.0035, 28 Aug 2008  02:42:14, -, EPA200.7/
ICB, Cd 214.441 r, -0.0055, 1.0000, mg/L, -2.6050, 0.0001, 28 Aug 2008  02:42:14, -, EPA200.7/
ICB, Co 228.615 r, -0.0096, 1.0000, mg/L, -1.7594, 0.0002, 28 Aug 2008  02:42:14, -, EPA200.7/
ICB, Cr 267.716 r, -0.0050, 1.0000, mg/L, -9.9254, 0.0005, 28 Aug 2008  02:42:14, -, EPA200.7/
ICB, Cr 205.552 r, -0.0102, 1.0000, mg/L, -19.2486, 0.0020, 28 Aug 2008  02:42:14, -, EPA200.7
ICB, Cu 324.754 r, -0.0007, 1.0000, mg/L, -12.1550, 0.0001, 28 Aug 2008  02:42:14, -, EPA200.7
ICB, Fe 240.489 r, -0.0159, 1.0000, mg/L, -2.6445, 0.0004, 28 Aug 2008  02:42:14, -, EPA200.7/
ICB, Fe 259.940 r, -0.0182, 1.0000, mg/L, -0.2051, 0.0000, 28 Aug 2008  02:42:14, -, EPA200.7/
ICB, Ga 294.364 r, 0.0116, 1.0000, mg/L, 49.7000, 0.0057, 28 Aug 2008  02:42:14, -, EPA200.7/6
ICB, K 766.491 r, 0.0860, 1.0000, mg/L, 25.2315, 0.0217, 28 Aug 2008  02:42:14, -, EPA200.7/60
ICB, Li 670.784 r, 0.0006, 1.0000, mg/L, 49.2524, 0.0003, 28 Aug 2008  02:42:14, -, EPA200.7/6
ICB, Mg 279.078 r, -0.1056, 1.0000, mg/L, -7.3705, 0.0078, 28 Aug 2008  02:42:14, -, EPA200.7/
ICB, Mn 257.610 r, -0.0028, 1.0000, mg/L, -4.7006, 0.0001, 28 Aug 2008  02:42:14, -, EPA200.7/
ICB, Mo 202.030 r, 0.0024, 1.0000, mg/L, 127.2622, 0.0031, 28 Aug 2008  02:42:14, -, EPA200.7/
ICB, Na 330.237 r, -5.4381, 1.0000, mg/L, -9.3840, 0.5103, 28 Aug 2008  02:42:14, -, EPA200.7/
ICB, Na 589.592 r, 0.0409, 1.0000, mg/L, 34.1252, 0.0139, 28 Aug 2008  02:42:14, -, EPA200.7/6
ICB, Ni 221.648 r, -0.0086, 1.0000, mg/L, -5.5244, 0.0005, 28 Aug 2008  02:42:14, -, EPA200.7/
ICB, Ni 231.604 r, -0.0030, 1.0000, mg/L, -25.9257, 0.0008, 28 Aug 2008  02:42:14, -, EPA200.7
ICB, Pb 220.353 r, -0.0223, 1.0000, mg/L, -50.2293, 0.0112, 28 Aug 2008  02:42:14, -, EPA200.7
ICB, Sb 206.833 r, -0.0024, 1.0000, mg/L, -182.2441, 0.0044, 28 Aug 2008  02:42:14, -, EPA200.
ICB, Sb 217.581 r, -0.0051, 1.0000, mg/L, -14.5022, 0.0007, 28 Aug 2008  02:42:14, -, EPA200.7
ICB, Sc 361.383 r, -0.0047, 1.0000, mg/L, -5.4242, 0.0003, 28 Aug 2008  02:42:14, -, EPA200.7/
```

ICB, Sc 357.253 r, -0.0034, 1.0000, mg/L, -7.5154, 0.0003, 28 Aug 2008 02:42:14, -, EPA200.7/
ICB, Se 196.090 r, 0.0141, 1.0000, mg/L, 18.4120, 0.0026, 28 Aug 2008 02:42:14, -, EPA200.7/6
ICB, Si 251.611 r, 0.0111, 1.0000, mg/L, 34.2009, 0.0038, 28 Aug 2008 02:42:14, -, EPA200.7/6
ICB, Sn 189.991 r, -0.0146, 1.0000, mg/L, -7.8650, 0.0011, 28 Aug 2008 02:42:14, -, EPA200.7/
ICB, Sr 421.552 r, -0.0072, 1.0000, mg/L, -0.8588, 0.0001, 28 Aug 2008 02:42:14, -, EPA200.7/
ICB, Ti 337.280 r, 0.0013, 1.0000, mg/L, 44.7235, 0.0006, 28 Aug 2008 02:42:14, -, EPA200.7/6
ICB, Ti 334.941 r, 0.0009, 1.0000, mg/L, 8.7157, 0.0001, 28 Aug 2008 02:42:14, -, EPA200.7/60
ICB, Tl 190.864 r, 0.0600, 1.0000, mg/L, 11.0488, 0.0066, 28 Aug 2008 02:42:14, -, EPA200.7/6
ICB, V 292.401 r, 0.0003, 1.0000, mg/L, 66.4475, 0.0002, 28 Aug 2008 02:42:14, -, EPA200.7/60
ICB, Zn 213.856 r, -0.0028, 1.0000, mg/L, -20.2970, 0.0006, 28 Aug 2008 02:42:14, -, EPA200.7
ICB, Zn 206.200 r, -0.0105, 1.0000, mg/L, -5.3573, 0.0006, 28 Aug 2008 02:42:14, -, EPA200.7/
ICB, Y 371.030 r, 0.9740, 1.0000, mg/L, 0.1791, 0.0017, 28 Aug 2008 02:42:14, -, EPA200.7/601
PQV, Ag 328.068 r, 0.0239, 1.0000, mg/L, 2.5504, 0.0006, 28 Aug 2008 02:45:43, -, EPA200.7/60
PQV, Al 396.152 r, 0.1515, 1.0000, mg/L, 1.3491, 0.0020, 28 Aug 2008 02:45:43, -, EPA200.7/60
PQV, As 189.042 r, 0.1926, 1.0000, mg/L, 13.3002, 0.0256, 28 Aug 2008 02:45:43, -, EPA200.7/6
PQV, B 249.677 r, 0.0581, 1.0000, mg/L, 2.4429, 0.0014, 28 Aug 2008 02:45:43, -, EPA200.7/601
PQV, Ba 493.409 r, 0.0156, 1.0000, mg/L, 0.6210, 0.0001, 28 Aug 2008 02:45:43, -, EPA200.7/60
PQV, Be 234.861 r, 0.0119, 1.0000, mg/L, 1.0547, 0.0001, 28 Aug 2008 02:45:43, -, EPA200.7/60
PQV, Bi 223.061 r, 0.2164, 1.0000, mg/L, 5.0564, 0.0109, 28 Aug 2008 02:45:43, -, EPA200.7/60
PQV, Ca 315.887 r, 0.8589, 1.0000, mg/L, 0.3719, 0.0032, 28 Aug 2008 02:45:43, -, EPA200.7/60
PQV, Cd 214.441 r, 0.0106, 1.0000, mg/L, 5.2844, 0.0006, 28 Aug 2008 02:45:43, -, EPA200.7/60
PQV, Co 228.615 r, 0.0442, 1.0000, mg/L, 1.7478, 0.0008, 28 Aug 2008 02:45:43, -, EPA200.7/60
PQV, Cr 267.716 r, 0.0456, 1.0000, mg/L, 1.3977, 0.0006, 28 Aug 2008 02:45:43, -, EPA200.7/60
PQV, Cr 205.552 r, 0.0444, 1.0000, mg/L, 0.9917, 0.0004, 28 Aug 2008 02:45:43, -, EPA200.7/60
PQV, Cu 324.754 r, 0.0480, 1.0000, mg/L, 1.8411, 0.0009, 28 Aug 2008 02:45:43, -, EPA200.7/60
PQV, Fe 240.489 r, 0.0385, 1.0000, mg/L, 0.8887, 0.0003, 28 Aug 2008 02:45:43, -, EPA200.7/60
PQV, Fe 259.940 r, (L)0.0331, 1.0000, mg/L, 1.0603, 0.0004, 28 Aug 2008 02:45:43, -, EPA200.7
PQV, Ga 294.364 r, 0.5531, 1.0000, mg/L, 2.1329, 0.0118, 28 Aug 2008 02:45:43, -, EPA200.7/60
PQV, K 766.491 r, 1.5543, 1.0000, mg/L, 0.5139, 0.0080, 28 Aug 2008 02:45:43, -, EPA200.7/601
PQV, Li 670.784 r, 0.1028, 1.0000, mg/L, 0.6002, 0.0006, 28 Aug 2008 02:45:43, -, EPA200.7/60
PQV, Mg 279.078 r, 0.9523, 1.0000, mg/L, 0.7637, 0.0073, 28 Aug 2008 02:45:43, -, EPA200.7/60
PQV, Mn 257.610 r, 0.0238, 1.0000, mg/L, 0.3876, 0.0001, 28 Aug 2008 02:45:43, -, EPA200.7/60
PQV, Mo 202.030 r, 0.0518, 1.0000, mg/L, 0.8991, 0.0005, 28 Aug 2008 02:45:43, -, EPA200.7/60
PQV, Na 330.237 r, (L)-3.2689, 1.0000, mg/L, -4.2377, 0.1385, 28 Aug 2008 02:45:43, -, EPA200
PQV, Na 589.592 r, 1.5982, 1.0000, mg/L, 0.3109, 0.0050, 28 Aug 2008 02:45:43, -, EPA200.7/60
PQV, Ni 221.648 r, 0.0589, 1.0000, mg/L, 2.7858, 0.0016, 28 Aug 2008 02:45:43, -, EPA200.7/60
PQV, Ni 231.604 r, 0.0491, 1.0000, mg/L, 1.0818, 0.0005, 28 Aug 2008 02:45:43, -, EPA200.7/60
PQV, Pb 220.353 r, 0.1948, 1.0000, mg/L, 2.9945, 0.0058, 28 Aug 2008 02:45:43, -, EPA200.7/60
PQV, Sb 206.833 r, 0.0912, 1.0000, mg/L, 2.1607, 0.0020, 28 Aug 2008 02:45:43, -, EPA200.7/60
PQV, Sb 217.581 r, 0.0899, 1.0000, mg/L, 17.5986, 0.0158, 28 Aug 2008 02:45:43, -, EPA200.7/6
PQV, Sc 361.383 r, 0.5165, 1.0000, mg/L, 0.2087, 0.0011, 28 Aug 2008 02:45:43, -, EPA200.7/60
PQV, Sc 357.253 r, 0.5134, 1.0000, mg/L, 0.0017, 0.0000, 28 Aug 2008 02:45:43, -, EPA200.7/60
PQV, Se 196.090 r, 0.2105, 1.0000, mg/L, 4.7804, 0.0101, 28 Aug 2008 02:45:43, -, EPA200.7/60
PQV, Si 251.611 r, 1.0020, 1.0000, mg/L, 0.7624, 0.0076, 28 Aug 2008 02:45:43, -, EPA200.7/60
PQV, Sn 189.991 r, 0.5121, 1.0000, mg/L, 0.0503, 0.0003, 28 Aug 2008 02:45:43, -, EPA200.7/60
PQV, Sr 421.552 r, 0.0461, 1.0000, mg/L, 0.4213, 0.0002, 28 Aug 2008 02:45:43, -, EPA200.7/60
PQV, Ti 337.280 r, 0.0260, 1.0000, mg/L, 0.4296, 0.0001, 28 Aug 2008 02:45:43, -, EPA200.7/60
PQV, Ti 334.941 r, 0.0252, 1.0000, mg/L, 1.2243, 0.0003, 28 Aug 2008 02:45:43, -, EPA200.7/60
PQV, Tl 190.864 r, 1.0975, 1.0000, mg/L, 0.1681, 0.0018, 28 Aug 2008 02:45:43, -, EPA200.7/60
PQV, V 292.401 r, 0.0262, 1.0000, mg/L, 2.0319, 0.0005, 28 Aug 2008 02:45:43, -, EPA200.7/601
PQV, Zn 213.856 r, 0.0505, 1.0000, mg/L, 1.4276, 0.0007, 28 Aug 2008 02:45:43, -, EPA200.7/60
PQV, Zn 206.200 r, 0.0421, 1.0000, mg/L, 3.6644, 0.0015, 28 Aug 2008 02:45:43, -, EPA200.7/60
PQV, Y 371.030 r, 0.9764, 1.0000, mg/L, 0.0104, 0.0001, 28 Aug 2008 02:45:43, -, EPA200.7/601
ICSAB, Ag 328.068 r, 0.5073, 1.0000, mg/L, 0.0214, 0.0001, 28 Aug 2008 02:49:12, 1.00000e+000
ICSAB, Al 396.152 r, 250.0932, 1.0000, mg/L, 0.2369, 0.5924, 28 Aug 2008 02:49:12, 9.99998e-0
ICSAB, As 189.042 r, 5.1969, 1.0000, mg/L, 0.2097, 0.0109, 28 Aug 2008 02:49:12, 1.00000e+000
ICSAB, B 249.677 r, 0.5256, 1.0000, mg/L, 0.5099, 0.0027, 28 Aug 2008 02:49:12, 9.99995e-001,
ICSAB, Ba 493.409 r, 0.2661, 1.0000, mg/L, 0.1947, 0.0005, 28 Aug 2008 02:49:12, 9.99999e-001
ICSAB, Be 234.861 r, 0.2720, 1.0000, mg/L, 0.3838, 0.0010, 28 Aug 2008 02:49:12, 9.99998e-001
ICSAB, Bi 223.061 r, 0.4964, 1.0000, mg/L, 2.5506, 0.0127, 28 Aug 2008 02:49:12, 9.99984e-001

```
ICSAB, Ca 315.887 r, 246.3963, 1.0000, mg/L, 0.4130, 1.0176, 28 Aug 2008  02:49:12, 9.99991e-0
ICSAB, Cd 214.441 r, 0.4797, 1.0000, mg/L, 0.2128, 0.0010, 28 Aug 2008  02:49:12, 9.99939e-001
ICSAB, Co 228.615 r, 0.2459, 1.0000, mg/L, 1.3567, 0.0033, 28 Aug 2008  02:49:12, 9.99861e-001
ICSAB, Cr 267.716 r, 0.2434, 1.0000, mg/L, 0.4621, 0.0011, 28 Aug 2008  02:49:12, 9.99981e-001
ICSAB, Cr 205.552 r, 0.2568, 1.0000, mg/L, 0.0820, 0.0002, 28 Aug 2008  02:49:12, 9.99970e-001
ICSAB, Cu 324.754 r, 0.2383, 1.0000, mg/L, 0.4014, 0.0010, 28 Aug 2008  02:49:12, 9.99997e-001
ICSAB, Fe 240.489 r, 93.8579, 1.0000, mg/L, 0.2217, 0.2080, 28 Aug 2008  02:49:12, 9.99992e-00
ICSAB, Fe 259.940 r, 92.1060, 1.0000, mg/L, 0.2230, 0.2054, 28 Aug 2008  02:49:12, 9.99986e-00
ICSAB, Ga 294.364 r, 0.5413, 1.0000, mg/L, 3.8158, 0.0207, 28 Aug 2008  02:49:12, 9.99992e-001
ICSAB, K 766.491 r, 25.4713, 1.0000, mg/L, 0.0395, 0.0101, 28 Aug 2008  02:49:12, 1.00000e+000
ICSAB, Li 670.784 r, 0.5144, 1.0000, mg/L, 0.2828, 0.0015, 28 Aug 2008  02:49:12, 9.99998e-001
ICSAB, Mg 279.078 r, 262.7130, 1.0000, mg/L, 0.2875, 0.7552, 28 Aug 2008  02:49:12, 9.99988e-0
ICSAB, Mn 257.610 r, 0.2618, 1.0000, mg/L, 0.2343, 0.0006, 28 Aug 2008  02:49:12, 9.99986e-001
ICSAB, Mo 202.030 r, 0.5047, 1.0000, mg/L, 0.1974, 0.0010, 28 Aug 2008  02:49:12, 9.99992e-001
ICSAB, Na 330.237 r, 36.1508, 1.0000, mg/L, 0.0708, 0.0256, 28 Aug 2008  02:49:12, 9.95725e-00
ICSAB, Na 589.592 r, 27.3051, 1.0000, mg/L, 0.4630, 0.1264, 28 Aug 2008  02:49:12, 1.00000e+00
ICSAB, Ni 221.648 r, 0.5016, 1.0000, mg/L, 0.1404, 0.0007, 28 Aug 2008  02:49:12, 9.99869e-001
ICSAB, Ni 231.604 r, 0.4902, 1.0000, mg/L, 0.8009, 0.0039, 28 Aug 2008  02:49:12, 9.99934e-001
ICSAB, Pb 220.353 r, 0.5230, 1.0000, mg/L, 2.6162, 0.0137, 28 Aug 2008  02:49:12, 9.99922e-001
ICSAB, Sb 206.833 r, 0.4980, 1.0000, mg/L, 1.4990, 0.0075, 28 Aug 2008  02:49:12, 9.99963e-001
ICSAB, Sb 217.581 r, 0.5023, 1.0000, mg/L, 5.9655, 0.0300, 28 Aug 2008  02:49:12, 9.99704e-001
ICSAB, Sc 361.383 r, 0.5185, 1.0000, mg/L, 0.3226, 0.0017, 28 Aug 2008  02:49:12, 9.99966e-001
ICSAB, Sc 357.253 r, 0.5182, 1.0000, mg/L, 0.3492, 0.0018, 28 Aug 2008  02:49:12, 9.99969e-001
ICSAB, Se 196.090 r, 5.2152, 1.0000, mg/L, 0.7398, 0.0386, 28 Aug 2008  02:49:12, 9.99998e-001
ICSAB, Si 251.611 r, 2.5503, 1.0000, mg/L, 0.4473, 0.0114, 28 Aug 2008  02:49:12, 9.99995e-001
ICSAB, Sn 189.991 r, 2.3959, 1.0000, mg/L, 0.4747, 0.0114, 28 Aug 2008  02:49:12, 9.99980e-001
ICSAB, Sr 421.552 r, 0.5249, 1.0000, mg/L, 0.3521, 0.0018, 28 Aug 2008  02:49:12, 9.99910e-001
ICSAB, Ti 337.280 r, 0.4807, 1.0000, mg/L, 0.0161, 0.0001, 28 Aug 2008  02:49:12, 9.99995e-001
ICSAB, Ti 334.941 r, 0.4848, 1.0000, mg/L, 0.1435, 0.0007, 28 Aug 2008  02:49:12, 9.99998e-001
ICSAB, Tl 190.864 r, 2.4748, 1.0000, mg/L, 5.5346, 0.1370, 28 Aug 2008  02:49:12, 1.00000e+000
ICSAB, V 292.401 r, 0.2615, 1.0000, mg/L, 0.1043, 0.0003, 28 Aug 2008  02:49:12, 1.00000e+000,
ICSAB, Zn 213.856 r, 0.5162, 1.0000, mg/L, 0.0740, 0.0004, 28 Aug 2008  02:49:12, 9.99977e-001
ICSAB, Zn 206.200 r, 0.4930, 1.0000, mg/L, 0.4018, 0.0020, 28 Aug 2008  02:49:12, 9.99791e-001
ICSAB, Y 371.030 r, 1.0227, 1.0000, mg/L, 0.2901, 0.0030, 28 Aug 2008  02:49:12, 0.00000e+000,
WASH, Ag 328.068 r, 0.0012, 1.0000, mg/L, 135.7179, 0.0017, 28 Aug 2008  02:52:38, -, EPA200.7
WASH, Al 396.152 r, 0.0589, 1.0000, mg/L, 26.3089, 0.0155, 28 Aug 2008  02:52:38, -, EPA200.7/
WASH, As 189.042 r, -0.0137, 1.0000, mg/L, -41.8441, 0.0057, 28 Aug 2008  02:52:38, -, EPA200.
WASH, B 249.677 r, 0.0003, 1.0000, mg/L, 519.9198, 0.0016, 28 Aug 2008  02:52:38, -, EPA200.7/
WASH, Ba 493.409 r, -0.0002, 1.0000, mg/L, -129.6805, 0.0002, 28 Aug 2008  02:52:38, -, EPA200
WASH, Be 234.861 r, 0.0013, 1.0000, mg/L, 5.3884, 0.0001, 28 Aug 2008  02:52:38, -, EPA200.7/6
WASH, Bi 223.061 r, 0.0043, 1.0000, mg/L, 136.8923, 0.0059, 28 Aug 2008  02:52:38, -, EPA200.7
WASH, Ca 315.887 r, -0.2030, 1.0000, mg/L, -5.2761, 0.0107, 28 Aug 2008  02:52:38, -, EPA200.7
WASH, Cd 214.441 r, -0.0060, 1.0000, mg/L, -8.5898, 0.0005, 28 Aug 2008  02:52:38, -, EPA200.7
WASH, Co 228.615 r, -0.0082, 1.0000, mg/L, -23.0565, 0.0019, 28 Aug 2008  02:52:38, -, EPA200.
WASH, Cr 267.716 r, -0.0081, 1.0000, mg/L, -35.2577, 0.0028, 28 Aug 2008  02:52:38, -, EPA200.
WASH, Cr 205.552 r, -0.0114, 1.0000, mg/L, -1.1064, 0.0001, 28 Aug 2008  02:52:38, -, EPA200.7
WASH, Cu 324.754 r, -0.0034, 1.0000, mg/L, -24.2464, 0.0008, 28 Aug 2008  02:52:38, -, EPA200.
WASH, Fe 240.489 r, 0.0036, 1.0000, mg/L, 106.9780, 0.0039, 28 Aug 2008  02:52:38, -, EPA200.7
WASH, Fe 259.940 r, 0.0003, 1.0000, mg/L, 1153.1225, 0.0038, 28 Aug 2008  02:52:38, -, EPA200.
WASH, Ga 294.364 r, 0.0350, 1.0000, mg/L, 29.8821, 0.0105, 28 Aug 2008  02:52:38, -, EPA200.7/
WASH, K 766.491 r, 0.0524, 1.0000, mg/L, 21.9279, 0.0115, 28 Aug 2008  02:52:38, -, EPA200.7/6
WASH, Li 670.784 r, -0.0018, 1.0000, mg/L, -39.5760, 0.0007, 28 Aug 2008  02:52:38, -, EPA200.
WASH, Mg 279.078 r, -0.0705, 1.0000, mg/L, -25.4924, 0.0180, 28 Aug 2008  02:52:38, -, EPA200.
WASH, Mn 257.610 r, -0.0029, 1.0000, mg/L, -8.3807, 0.0002, 28 Aug 2008  02:52:38, -, EPA200.7
WASH, Mo 202.030 r, 0.0006, 1.0000, mg/L, 309.8336, 0.0018, 28 Aug 2008  02:52:38, -, EPA200.7
WASH, Na 330.237 r, -5.6134, 1.0000, mg/L, -9.6141, 0.5397, 28 Aug 2008  02:52:38, -, EPA200.7
WASH, Na 589.592 r, 0.1344, 1.0000, mg/L, 9.4306, 0.0127, 28 Aug 2008  02:52:38, -, EPA200.7/6
WASH, Ni 221.648 r, -0.0061, 1.0000, mg/L, -22.3992, 0.0014, 28 Aug 2008  02:52:38, -, EPA200.
WASH, Ni 231.604 r, -0.0028, 1.0000, mg/L, -20.0692, 0.0006, 28 Aug 2008  02:52:38, -, EPA200.
WASH, Pb 220.353 r, -0.0190, 1.0000, mg/L, -51.5213, 0.0098, 28 Aug 2008  02:52:38, -, EPA200.
```

WASH, Sb 206.833 r, -0.0011, 1.0000, mg/L, -311.9542, 0.0035, 28 Aug 2008 02:52:38, -, EPA200
WASH, Sb 217.581 r, -0.0070, 1.0000, mg/L, -290.1093, 0.0202, 28 Aug 2008 02:52:38, -, EPA200
WASH, Sc 361.383 r, -0.0047, 1.0000, mg/L, -2.1824, 0.0001, 28 Aug 2008 02:52:38, -, EPA200.7
WASH, Sc 357.253 r, -0.0041, 1.0000, mg/L, -9.6555, 0.0004, 28 Aug 2008 02:52:38, -, EPA200.7
WASH, Se 196.090 r, 0.0473, 1.0000, mg/L, 31.9847, 0.0151, 28 Aug 2008 02:52:38, -, EPA200.7/
WASH, Si 251.611 r, -0.0023, 1.0000, mg/L, -4.1476, 0.0001, 28 Aug 2008 02:52:38, -, EPA200.7
WASH, Sn 189.991 r, -0.0090, 1.0000, mg/L, -82.3754, 0.0074, 28 Aug 2008 02:52:38, -, EPA200.
WASH, Sr 421.552 r, -0.0075, 1.0000, mg/L, -0.3104, 0.0000, 28 Aug 2008 02:52:38, -, EPA200.7
WASH, Ti 337.280 r, 0.0014, 1.0000, mg/L, 77.5022, 0.0011, 28 Aug 2008 02:52:38, -, EPA200.7/
WASH, Ti 334.941 r, 0.0005, 1.0000, mg/L, 44.1806, 0.0002, 28 Aug 2008 02:52:38, -, EPA200.7/
WASH, Tl 190.864 r, 0.0382, 1.0000, mg/L, 8.2541, 0.0032, 28 Aug 2008 02:52:38, -, EPA200.7/6
WASH, V 292.401 r, -0.0001, 1.0000, mg/L, -68.8726, 0.0001, 28 Aug 2008 02:52:38, -, EPA200.7
WASH, Zn 213.856 r, -0.0039, 1.0000, mg/L, -12.2818, 0.0005, 28 Aug 2008 02:52:38, -, EPA200.
WASH, Zn 206.200 r, -0.0115, 1.0000, mg/L, -11.4086, 0.0013, 28 Aug 2008 02:52:38, -, EPA200.
WASH, Y 371.030 r, 0.9752, 1.0000, mg/L, 0.3483, 0.0034, 28 Aug 2008 02:52:38, -, EPA200.7/60
WG250513PBS, Ag 328.068 r, -0.0008, 100.0000, mg/L, -89.4876, 0.0007, 28 Aug 2008 02:56:06, 1
WG250513PBS, Al 396.152 r, 0.0174, 100.0000, mg/L, 33.3764, 0.0058, 28 Aug 2008 02:56:06, 9.9
WG250513PBS, As 189.042 r, 0.0089, 100.0000, mg/L, 13.8231, 0.0012, 28 Aug 2008 02:56:06, 1.0
WG250513PBS, B 249.677 r, 0.0028, 100.0000, mg/L, 75.7474, 0.0021, 28 Aug 2008 02:56:06, 9.99
WG250513PBS, Ba 493.409 r, 0.0007, 100.0000, mg/L, 34.2903, 0.0002, 28 Aug 2008 02:56:06, 9.9
WG250513PBS, Be 234.861 r, 0.0013, 100.0000, mg/L, 0.1553, 0.0000, 28 Aug 2008 02:56:06, 9.99
WG250513PBS, Bi 223.061 r, -0.0162, 100.0000, mg/L, -77.4992, 0.0126, 28 Aug 2008 02:56:06, 9
WG250513PBS, Ca 315.887 r, -0.2170, 100.0000, mg/L, -1.0287, 0.0022, 28 Aug 2008 02:56:06, 9.
WG250513PBS, Cd 214.441 r, -0.0061, 100.0000, mg/L, -4.0222, 0.0002, 28 Aug 2008 02:56:06, 9.
WG250513PBS, Co 228.615 r, 0.0031, 100.0000, mg/L, 10.7431, 0.0003, 28 Aug 2008 02:56:06, 9.9
WG250513PBS, Cr 267.716 r, -0.0068, 100.0000, mg/L, -39.5629, 0.0027, 28 Aug 2008 02:56:06, 9
WG250513PBS, Cr 205.552 r, -0.0113, 100.0000, mg/L, -1.3935, 0.0002, 28 Aug 2008 02:56:06, 9.
WG250513PBS, Cu 324.754 r, 0.0006, 100.0000, mg/L, 18.7138, 0.0001, 28 Aug 2008 02:56:06, 9.9
WG250513PBS, Fe 240.489 r, -0.0012, 100.0000, mg/L, -34.0459, 0.0004, 28 Aug 2008 02:56:06, 9
WG250513PBS, Fe 259.940 r, -0.0043, 100.0000, mg/L, -15.0328, 0.0006, 28 Aug 2008 02:56:06, 9
WG250513PBS, Ga 294.364 r, 0.0139, 100.0000, mg/L, 79.5983, 0.0110, 28 Aug 2008 02:56:06, 9.9
WG250513PBS, K 766.491 r, 0.1350, 100.0000, mg/L, 7.7164, 0.0104, 28 Aug 2008 02:56:06, 1.000
WG250513PBS, Li 670.784 r, -0.0008, 100.0000, mg/L, -179.3534, 0.0015, 28 Aug 2008 02:56:06,
WG250513PBS, Mg 279.078 r, -0.1094, 100.0000, mg/L, -7.1125, 0.0078, 28 Aug 2008 02:56:06, 9.
WG250513PBS, Mn 257.610 r, -0.0025, 100.0000, mg/L, -1.0647, 0.0000, 28 Aug 2008 02:56:06, 9.
WG250513PBS, Mo 202.030 r, 0.0034, 100.0000, mg/L, 16.3883, 0.0005, 28 Aug 2008 02:56:06, 9.9
WG250513PBS, Na 330.237 r, -4.4402, 100.0000, mg/L, -0.4332, 0.0192, 28 Aug 2008 02:56:06, 9.
WG250513PBS, Na 589.592 r, 0.1221, 100.0000, mg/L, 0.2077, 0.0003, 28 Aug 2008 02:56:06, 1.00
WG250513PBS, Ni 221.648 r, -0.0057, 100.0000, mg/L, -17.2519, 0.0010, 28 Aug 2008 02:56:06, 9
WG250513PBS, Ni 231.604 r, -0.0036, 100.0000, mg/L, -29.2686, 0.0010, 28 Aug 2008 02:56:06, 9
WG250513PBS, Pb 220.353 r, -0.0288, 100.0000, mg/L, -17.0167, 0.0049, 28 Aug 2008 02:56:06, 9
WG250513PBS, Sb 206.833 r, -0.0097, 100.0000, mg/L, -32.0718, 0.0031, 28 Aug 2008 02:56:06, 9
WG250513PBS, Sb 217.581 r, 0.0136, 100.0000, mg/L, 154.2091, 0.0210, 28 Aug 2008 02:56:06, 9.
WG250513PBS, Sc 361.383 r, -0.0046, 100.0000, mg/L, -1.9907, 0.0001, 28 Aug 2008 02:56:06, 9.
WG250513PBS, Sc 357.253 r, -0.0022, 100.0000, mg/L, -5.1930, 0.0001, 28 Aug 2008 02:56:06, 9.
WG250513PBS, Se 196.090 r, 0.0530, 100.0000, mg/L, 21.0159, 0.0111, 28 Aug 2008 02:56:06, 9.9
WG250513PBS, Si 251.611 r, 0.0125, 100.0000, mg/L, 9.2778, 0.0012, 28 Aug 2008 02:56:06, 9.99
WG250513PBS, Sn 189.991 r, 0.0259, 100.0000, mg/L, 21.1624, 0.0055, 28 Aug 2008 02:56:06, 9.9
WG250513PBS, Sr 421.552 r, -0.0076, 100.0000, mg/L, -1.0120, 0.0001, 28 Aug 2008 02:56:06, 9.
WG250513PBS, Ti 337.280 r, 0.0014, 100.0000, mg/L, 79.3647, 0.0011, 28 Aug 2008 02:56:06, 9.9
WG250513PBS, Ti 334.941 r, 0.0011, 100.0000, mg/L, 15.1072, 0.0002, 28 Aug 2008 02:56:06, 9.9
WG250513PBS, Tl 190.864 r, 0.0374, 100.0000, mg/L, 11.2214, 0.0042, 28 Aug 2008 02:56:06, 1.0
WG250513PBS, V 292.401 r, -0.0008, 100.0000, mg/L, -65.8720, 0.0005, 28 Aug 2008 02:56:06, 1.
WG250513PBS, Zn 213.856 r, -0.0024, 100.0000, mg/L, -49.2010, 0.0012, 28 Aug 2008 02:56:06, 9
WG250513PBS, Zn 206.200 r, -0.0090, 100.0000, mg/L, -0.7549, 0.0001, 28 Aug 2008 02:56:06, 9.
WG250513PBS, Y 371.030 r, 0.9483, 100.0000, mg/L, 0.2919, 0.0028, 28 Aug 2008 02:56:06, 0.000
WG250513LCSS, Ag 328.068 r, 0.3720, 100.0000, mg/L, 1.0129, 0.0038, 28 Aug 2008 02:59:33, 1.0
WG250513LCSS, Al 396.152 r, 133.0236, 100.0000, mg/L, 0.4499, 0.5984, 28 Aug 2008 02:59:33, 9
WG250513LCSS, As 189.042 r, 2.2862, 100.0000, mg/L, 1.3594, 0.0311, 28 Aug 2008 02:59:33, 1.0
WG250513LCSS, B 249.677 r, 1.2574, 100.0000, mg/L, 0.1115, 0.0014, 28 Aug 2008 02:59:33, 9.99

WG250513LCSS, Ba 493.409 r, 5.6812, 100.0000, mg/L, 0.3809, 0.0216, 28 Aug 2008 02:59:33, 9.9
WG250513LCSS, Be 234.861 r, 1.6899, 100.0000, mg/L, 0.6221, 0.0105, 28 Aug 2008 02:59:33, 9.9
WG250513LCSS, Bi 223.061 r, -0.6823, 100.0000, mg/L, -2.1460, 0.0146, 28 Aug 2008 02:59:33, 9
WG250513LCSS, Ca 315.887 r, 106.3006, 100.0000, mg/L, 0.0736, 0.0783, 28 Aug 2008 02:59:33, 9
WG250513LCSS, Cd 214.441 r, 0.7011, 100.0000, mg/L, 0.2005, 0.0014, 28 Aug 2008 02:59:33, 9.9
WG250513LCSS, Co 228.615 r, 1.2471, 100.0000, mg/L, 0.1770, 0.0022, 28 Aug 2008 02:59:33, 9.9
WG250513LCSS, Cr 267.716 r, 1.2962, 100.0000, mg/L, 0.8488, 0.0110, 28 Aug 2008 02:59:33, 9.9
WG250513LCSS, Cr 205.552 r, 1.3375, 100.0000, mg/L, 0.1028, 0.0014, 28 Aug 2008 02:59:33, 9.9
WG250513LCSS, Cu 324.754 r, 0.6689, 100.0000, mg/L, 0.5346, 0.0036, 28 Aug 2008 02:59:33, 9.9
WG250513LCSS, Fe 240.489 r, 179.6530, 100.0000, mg/L, 0.2509, 0.4507, 28 Aug 2008 02:59:33, 9
WG250513LCSS, Fe 259.940 r, 170.4073, 100.0000, mg/L, 0.2007, 0.3421, 28 Aug 2008 02:59:33, 9
WG250513LCSS, Ga 294.364 r, 0.1009, 100.0000, mg/L, 22.1346, 0.0223, 28 Aug 2008 02:59:33, 9.
WG250513LCSS, K 766.491 r, 46.2266, 100.0000, mg/L, 0.0137, 0.0063, 28 Aug 2008 02:59:33, 1.0
WG250513LCSS, Li 670.784 r, 0.0963, 100.0000, mg/L, 0.4323, 0.0004, 28 Aug 2008 02:59:33, 9.9
WG250513LCSS, Mg 279.078 r, 48.0190, 100.0000, mg/L, 0.2640, 0.1268, 28 Aug 2008 02:59:33, 9.
WG250513LCSS, Mn 257.610 r, 3.9156, 100.0000, mg/L, 0.4191, 0.0164, 28 Aug 2008 02:59:33, 9.9
WG250513LCSS, Mo 202.030 r, 1.1654, 100.0000, mg/L, 0.5962, 0.0069, 28 Aug 2008 02:59:33, 9.9
WG250513LCSS, Na 330.237 r, 13.5294, 100.0000, mg/L, 2.7174, 0.3676, 28 Aug 2008 02:59:33, 9.
WG250513LCSS, Na 589.592 r, 6.0169, 100.0000, mg/L, 0.0963, 0.0058, 28 Aug 2008 02:59:33, 1.0
WG250513LCSS, Ni 221.648 r, 2.0649, 100.0000, mg/L, 0.0179, 0.0004, 28 Aug 2008 02:59:33, 9.9
WG250513LCSS, Ni 231.604 r, 1.8602, 100.0000, mg/L, 0.0521, 0.0010, 28 Aug 2008 02:59:33, 9.9
WG250513LCSS, Pb 220.353 r, 2.2419, 100.0000, mg/L, 0.5706, 0.0128, 28 Aug 2008 02:59:33, 9.9
WG250513LCSS, Sb 206.833 r, 0.8787, 100.0000, mg/L, 1.2036, 0.0106, 28 Aug 2008 02:59:33, 9.9
WG250513LCSS, Sb 217.581 r, 1.0166, 100.0000, mg/L, 0.7120, 0.0072, 28 Aug 2008 02:59:33, 9.9
WG250513LCSS, Sc 361.383 r, 0.0329, 100.0000, mg/L, 0.0728, 0.0000, 28 Aug 2008 02:59:33, 9.9
WG250513LCSS, Sc 357.253 r, 0.0431, 100.0000, mg/L, 2.0001, 0.0009, 28 Aug 2008 02:59:33, 9.9
WG250513LCSS, Se 196.090 r, 1.5738, 100.0000, mg/L, 0.2580, 0.0041, 28 Aug 2008 02:59:33, 9.9
WG250513LCSS, Si 251.611 r, 18.1963, 100.0000, mg/L, 0.1317, 0.0240, 28 Aug 2008 02:59:33, 9.
WG250513LCSS, Sn 189.991 r, 1.6799, 100.0000, mg/L, 0.0624, 0.0010, 28 Aug 2008 02:59:33, 9.9
WG250513LCSS, Sr 421.552 r, 1.3559, 100.0000, mg/L, 0.4856, 0.0066, 28 Aug 2008 02:59:33, 9.9
WG250513LCSS, Ti 337.280 r, 5.7783, 100.0000, mg/L, 0.4183, 0.0242, 28 Aug 2008 02:59:33, 9.9
WG250513LCSS, Ti 334.941 r, 5.6488, 100.0000, mg/L, 0.3824, 0.0216, 28 Aug 2008 02:59:33, 9.9
WG250513LCSS, Tl 190.864 r, 1.8343, 100.0000, mg/L, 3.6200, 0.0664, 28 Aug 2008 02:59:33, 1.0
WG250513LCSS, V 292.401 r, 1.1022, 100.0000, mg/L, 0.3226, 0.0036, 28 Aug 2008 02:59:33, 1.00
WG250513LCSS, Zn 213.856 r, 3.6300, 100.0000, mg/L, 0.1956, 0.0071, 28 Aug 2008 02:59:33, 9.9
WG250513LCSS, Zn 206.200 r, 3.6564, 100.0000, mg/L, 0.1051, 0.0038, 28 Aug 2008 02:59:33, 9.9
WG250513LCSS, Y 371.030 r, 1.0689, 100.0000, mg/L, 0.6249, 0.0067, 28 Aug 2008 02:59:33, 0.00
WG250513LCSSD, Ag 328.068 r, 0.3664, 100.0000, mg/L, 0.2417, 0.0009, 28 Aug 2008 03:02:59, 1.
WG250513LCSSD, Al 396.152 r, 130.2915, 100.0000, mg/L, 0.8945, 1.1655, 28 Aug 2008 03:02:59,
WG250513LCSSD, As 189.042 r, 2.3081, 100.0000, mg/L, 1.3758, 0.0318, 28 Aug 2008 03:02:59, 1.
WG250513LCSSD, B 249.677 r, 1.2127, 100.0000, mg/L, 0.6454, 0.0078, 28 Aug 2008 03:02:59, 9.9
WG250513LCSSD, Ba 493.409 r, 5.6907, 100.0000, mg/L, 0.9691, 0.0551, 28 Aug 2008 03:02:59, 9.
WG250513LCSSD, Be 234.861 r, 1.6567, 100.0000, mg/L, 0.7740, 0.0128, 28 Aug 2008 03:02:59, 9.
WG250513LCSSD, Bi 223.061 r, -0.6407, 100.0000, mg/L, -0.8883, 0.0057, 28 Aug 2008 03:02:59,
WG250513LCSSD, Ca 315.887 r, 100.8614, 100.0000, mg/L, 0.6189, 0.6242, 28 Aug 2008 03:02:59,
WG250513LCSSD, Cd 214.441 r, 0.6763, 100.0000, mg/L, 0.0059, 0.0000, 28 Aug 2008 03:02:59, 9.
WG250513LCSSD, Co 228.615 r, 1.1702, 100.0000, mg/L, 0.6153, 0.0072, 28 Aug 2008 03:02:59, 9.
WG250513LCSSD, Cr 267.716 r, 1.2418, 100.0000, mg/L, 0.8662, 0.0108, 28 Aug 2008 03:02:59, 9.
WG250513LCSSD, Cr 205.552 r, 1.2892, 100.0000, mg/L, 0.5472, 0.0071, 28 Aug 2008 03:02:59, 9.
WG250513LCSSD, Cu 324.754 r, 0.6305, 100.0000, mg/L, 0.3373, 0.0021, 28 Aug 2008 03:02:59, 9.
WG250513LCSSD, Fe 240.489 r, 173.4853, 100.0000, mg/L, 0.6171, 1.0705, 28 Aug 2008 03:02:59,
WG250513LCSSD, Fe 259.940 r, 165.5007, 100.0000, mg/L, 0.7261, 1.2016, 28 Aug 2008 03:02:59,
WG250513LCSSD, Ga 294.364 r, 0.0999, 100.0000, mg/L, 24.2128, 0.0242, 28 Aug 2008 03:02:59, 9
WG250513LCSSD, K 766.491 r, 45.1663, 100.0000, mg/L, 0.2682, 0.1211, 28 Aug 2008 03:02:59, 1.
WG250513LCSSD, Li 670.784 r, 0.0959, 100.0000, mg/L, 1.1885, 0.0011, 28 Aug 2008 03:02:59, 9.
WG250513LCSSD, Mg 279.078 r, 46.9510, 100.0000, mg/L, 0.7606, 0.3571, 28 Aug 2008 03:02:59, 9
WG250513LCSSD, Mn 257.610 r, 3.7670, 100.0000, mg/L, 0.7714, 0.0291, 28 Aug 2008 03:02:59, 9.
WG250513LCSSD, Mo 202.030 r, 1.1432, 100.0000, mg/L, 0.5217, 0.0060, 28 Aug 2008 03:02:59, 9.
WG250513LCSSD, Na 330.237 r, 11.4067, 100.0000, mg/L, 4.5194, 0.5155, 28 Aug 2008 03:02:59, 9
WG250513LCSSD, Na 589.592 r, 5.7657, 100.0000, mg/L, 0.2941, 0.0170, 28 Aug 2008 03:02:59, 1.

```
WG250513LCSSD, Ni 221.648 r, 1.9295, 100.0000, mg/L, 0.3857, 0.0074, 28 Aug 2008  03:02:59, 9.
WG250513LCSSD, Ni 231.604 r, 1.7173, 100.0000, mg/L, 0.6073, 0.0104, 28 Aug 2008  03:02:59, 9.
WG250513LCSSD, Pb 220.353 r, 2.2368, 100.0000, mg/L, 1.3479, 0.0301, 28 Aug 2008  03:02:59, 9.
WG250513LCSSD, Sb 206.833 r, 0.8761, 100.0000, mg/L, 0.7700, 0.0067, 28 Aug 2008  03:02:59, 9.
WG250513LCSSD, Sb 217.581 r, 1.0077, 100.0000, mg/L, 1.7823, 0.0180, 28 Aug 2008  03:02:59, 9.
WG250513LCSSD, Sc 361.383 r, 0.0322, 100.0000, mg/L, 1.0497, 0.0003, 28 Aug 2008  03:02:59, 9.
WG250513LCSSD, Sc 357.253 r, 0.0410, 100.0000, mg/L, 0.4473, 0.0002, 28 Aug 2008  03:02:59, 9.
WG250513LCSSD, Se 196.090 r, 1.5281, 100.0000, mg/L, 1.7583, 0.0269, 28 Aug 2008  03:02:59, 9.
WG250513LCSSD, Si 251.611 r, 18.4640, 100.0000, mg/L, 0.7416, 0.1369, 28 Aug 2008  03:02:59, 9
WG250513LCSSD, Sn 189.991 r, 1.6970, 100.0000, mg/L, 0.9791, 0.0166, 28 Aug 2008  03:02:59, 9.
WG250513LCSSD, Sr 421.552 r, 1.2852, 100.0000, mg/L, 0.6987, 0.0090, 28 Aug 2008  03:02:59, 9.
WG250513LCSSD, Ti 337.280 r, 5.6588, 100.0000, mg/L, 0.8704, 0.0493, 28 Aug 2008  03:02:59, 9.
WG250513LCSSD, Ti 334.941 r, 5.5463, 100.0000, mg/L, 0.9711, 0.0539, 28 Aug 2008  03:02:59, 9.
WG250513LCSSD, Tl 190.864 r, 1.7647, 100.0000, mg/L, 4.9075, 0.0866, 28 Aug 2008  03:02:59, 1.
WG250513LCSSD, V 292.401 r, 1.0542, 100.0000, mg/L, 0.7818, 0.0082, 28 Aug 2008  03:02:59, 1.0
WG250513LCSSD, Zn 213.856 r, 3.5181, 100.0000, mg/L, 0.7877, 0.0277, 28 Aug 2008  03:02:59, 9.
WG250513LCSSD, Zn 206.200 r, 3.5340, 100.0000, mg/L, 0.8018, 0.0283, 28 Aug 2008  03:02:59, 9.
WG250513LCSSD, Y 371.030 r, 1.0802, 100.0000, mg/L, 0.2230, 0.0024, 28 Aug 2008  03:02:59, 0.0
L71133-01, Ag 328.068 r, 0.1107, 102.0000, mg/L, 2.8954, 0.0032, 28 Aug 2008  03:06:26, 1.0000
L71133-01, Al 396.152 r, 44.3856, 102.0000, mg/L, 0.1102, 0.0489, 28 Aug 2008  03:06:26, 9.999
L71133-01, As 189.042 r, 1.6399, 102.0000, mg/L, 1.7629, 0.0289, 28 Aug 2008  03:06:26, 1.0000
L71133-01, B 249.677 r, 0.0804, 102.0000, mg/L, 2.4956, 0.0020, 28 Aug 2008  03:06:26, 9.99995
L71133-01, Ba 493.409 r, 3.3702, 102.0000, mg/L, 0.0494, 0.0017, 28 Aug 2008  03:06:26, 9.9999
L71133-01, Be 234.861 r, -0.0023, 102.0000, mg/L, -1.5807, 0.0000, 28 Aug 2008  03:06:26, 9.99
L71133-01, Bi 223.061 r, 0.1632, 102.0000, mg/L, 4.6338, 0.0076, 28 Aug 2008  03:06:26, 9.9998
L71133-01, Ca 315.887 r, 53.7082, 102.0000, mg/L, 0.0472, 0.0254, 28 Aug 2008  03:06:26, 9.999
L71133-01, Cd 214.441 r, -0.0070, 102.0000, mg/L, -0.7450, 0.0001, 28 Aug 2008  03:06:26, 9.99
L71133-01, Co 228.615 r, 0.0185, 102.0000, mg/L, 5.0710, 0.0009, 28 Aug 2008  03:06:26, 9.9986
L71133-01, Cr 267.716 r, -0.0196, 102.0000, mg/L, -7.8496, 0.0015, 28 Aug 2008  03:06:26, 9.99
L71133-01, Cr 205.552 r, 0.0208, 102.0000, mg/L, 4.3444, 0.0009, 28 Aug 2008  03:06:26, 9.9997
L71133-01, Cu 324.754 r, 2.9651, 102.0000, mg/L, 0.0659, 0.0020, 28 Aug 2008  03:06:26, 9.9999
L71133-01, Fe 240.489 r, 343.2037, 102.0000, mg/L, 0.1602, 0.5498, 28 Aug 2008  03:06:26, 9.99
L71133-01, Fe 259.940 r, 309.9039, 102.0000, mg/L, 0.2539, 0.7869, 28 Aug 2008  03:06:26, 9.99
L71133-01, Ga 294.364 r, 0.0358, 102.0000, mg/L, 17.2918, 0.0062, 28 Aug 2008  03:06:26, 9.999
L71133-01, K 766.491 r, 53.0050, 102.0000, mg/L, 0.1217, 0.0645, 28 Aug 2008  03:06:26, 1.0000
L71133-01, Li 670.784 r, 0.0393, 102.0000, mg/L, 1.4739, 0.0006, 28 Aug 2008  03:06:26, 9.9999
L71133-01, Mg 279.078 r, 4.1715, 102.0000, mg/L, 0.0771, 0.0032, 28 Aug 2008  03:06:26, 9.9998
L71133-01, Mn 257.610 r, 1.3006, 102.0000, mg/L, 0.1988, 0.0026, 28 Aug 2008  03:06:26, 9.9998
L71133-01, Mo 202.030 r, 0.0161, 102.0000, mg/L, 2.8258, 0.0005, 28 Aug 2008  03:06:26, 9.9999
L71133-01, Na 330.237 r, -1.8153, 102.0000, mg/L, -7.3320, 0.1331, 28 Aug 2008  03:06:26, 9.95
L71133-01, Na 589.592 r, 3.2085, 102.0000, mg/L, 0.7338, 0.0235, 28 Aug 2008  03:06:26, 1.0000
L71133-01, Ni 221.648 r, 0.2280, 102.0000, mg/L, 0.1932, 0.0004, 28 Aug 2008  03:06:26, 9.9986
L71133-01, Ni 231.604 r, -0.0311, 102.0000, mg/L, -0.6570, 0.0002, 28 Aug 2008  03:06:26, 9.99
L71133-01, Pb 220.353 r, 52.4550, 102.0000, mg/L, 0.0181, 0.0095, 28 Aug 2008  03:06:26, 9.999
L71133-01, Sb 206.833 r, 0.3021, 102.0000, mg/L, 0.4822, 0.0015, 28 Aug 2008  03:06:26, 9.9996
L71133-01, Sb 217.581 r, 0.4046, 102.0000, mg/L, 4.5265, 0.0183, 28 Aug 2008  03:06:26, 9.9970
L71133-01, Sc 361.383 r, 0.0029, 102.0000, mg/L, 1.9898, 0.0001, 28 Aug 2008  03:06:26, 9.9996
L71133-01, Sc 357.253 r, 0.0161, 102.0000, mg/L, 3.9532, 0.0006, 28 Aug 2008  03:06:26, 9.9996
L71133-01, Se 196.090 r, 0.0075, 102.0000, mg/L, 23.2493, 0.0018, 28 Aug 2008  03:06:26, 9.999
L71133-01, Si 251.611 r, 15.2993, 102.0000, mg/L, 0.1845, 0.0282, 28 Aug 2008  03:06:26, 9.999
L71133-01, Sn 189.991 r, 0.0447, 102.0000, mg/L, 5.8579, 0.0026, 28 Aug 2008  03:06:26, 9.9998
L71133-01, Sr 421.552 r, 1.7493, 102.0000, mg/L, 0.2707, 0.0047, 28 Aug 2008  03:06:26, 9.9991
L71133-01, Ti 337.280 r, 0.2079, 102.0000, mg/L, 0.2218, 0.0005, 28 Aug 2008  03:06:26, 9.9999
L71133-01, Ti 334.941 r, 0.2069, 102.0000, mg/L, 0.1711, 0.0004, 28 Aug 2008  03:06:26, 9.9999
L71133-01, Tl 190.864 r, 0.0416, 102.0000, mg/L, 26.3772, 0.0110, 28 Aug 2008  03:06:26, 1.000
L71133-01, V 292.401 r, 0.0778, 102.0000, mg/L, 0.3961, 0.0003, 28 Aug 2008  03:06:26, 1.00000
L71133-01, Zn 213.856 r, 0.6748, 102.0000, mg/L, 0.0921, 0.0006, 28 Aug 2008  03:06:26, 9.9997
L71133-01, Zn 206.200 r, 0.7254, 102.0000, mg/L, 0.1407, 0.0010, 28 Aug 2008  03:06:26, 9.9979
L71133-01, Y 371.030 r, 1.0308, 102.0000, mg/L, 0.5650, 0.0058, 28 Aug 2008  03:06:26, 0.00000
L71134-01, Ag 328.068 r, 0.0098, 101.0000, mg/L, 27.8473, 0.0027, 28 Aug 2008  03:09:52, 1.000
```

```
L71134-01, Al 396.152 r, 110.0823, 101.0000, mg/L, 0.0480, 0.0528, 28 Aug 2008  03:09:52, 9.99
L71134-01, As 189.042 r, 0.0581, 101.0000, mg/L, 32.9335, 0.0191, 28 Aug 2008  03:09:52, 1.000
L71134-01, B 249.677 r, 0.0520, 101.0000, mg/L, 0.3263, 0.0002, 28 Aug 2008  03:09:52, 9.99995
L71134-01, Ba 493.409 r, 2.9964, 101.0000, mg/L, 0.2674, 0.0080, 28 Aug 2008  03:09:52, 9.9999
L71134-01, Be 234.861 r, 0.0163, 101.0000, mg/L, 0.4557, 0.0001, 28 Aug 2008  03:09:52, 9.9999
L71134-01, Bi 223.061 r, -0.2840, 101.0000, mg/L, -2.1572, 0.0061, 28 Aug 2008  03:09:52, 9.99
L71134-01, Ca 315.887 r, 20.0318, 101.0000, mg/L, 0.2836, 0.0568, 28 Aug 2008  03:09:52, 9.999
L71134-01, Cd 214.441 r, -0.0077, 101.0000, mg/L, -8.9845, 0.0007, 28 Aug 2008  03:09:52, 9.99
L71134-01, Co 228.615 r, 0.1018, 101.0000, mg/L, 0.4290, 0.0004, 28 Aug 2008  03:09:52, 9.9986
L71134-01, Cr 267.716 r, 0.0670, 101.0000, mg/L, 0.3351, 0.0002, 28 Aug 2008  03:09:52, 9.9998
L71134-01, Cr 205.552 r, 0.0844, 101.0000, mg/L, 2.1017, 0.0018, 28 Aug 2008  03:09:52, 9.9997
L71134-01, Cu 324.754 r, 0.6236, 101.0000, mg/L, 0.1023, 0.0006, 28 Aug 2008  03:09:52, 9.9999
L71134-01, Fe 240.489 r, 165.1418, 101.0000, mg/L, 0.0532, 0.0879, 28 Aug 2008  03:09:52, 9.99
L71134-01, Fe 259.940 r, 157.2945, 101.0000, mg/L, 0.1543, 0.2426, 28 Aug 2008  03:09:52, 9.99
L71134-01, Ga 294.364 r, 0.0130, 101.0000, mg/L, 160.1221, 0.0209, 28 Aug 2008  03:09:52, 9.99
L71134-01, K 766.491 r, 21.0113, 101.0000, mg/L, 0.0630, 0.0132, 28 Aug 2008  03:09:52, 1.0000
L71134-01, Li 670.784 r, 0.0845, 101.0000, mg/L, 0.6345, 0.0005, 28 Aug 2008  03:09:52, 9.9999
L71134-01, Mg 279.078 r, 33.4019, 101.0000, mg/L, 0.1776, 0.0593, 28 Aug 2008  03:09:52, 9.999
L71134-01, Mn 257.610 r, 9.6529, 101.0000, mg/L, 0.2778, 0.0268, 28 Aug 2008  03:09:52, 9.9998
L71134-01, Mo 202.030 r, 0.0566, 101.0000, mg/L, 0.9742, 0.0006, 28 Aug 2008  03:09:52, 9.9999
L71134-01, Na 330.237 r, -4.8294, 101.0000, mg/L, -5.6386, 0.2723, 28 Aug 2008  03:09:52, 9.95
L71134-01, Na 589.592 r, 0.5972, 101.0000, mg/L, 5.0252, 0.0300, 28 Aug 2008  03:09:52, 1.0000
L71134-01, Ni 221.648 r, 0.3328, 101.0000, mg/L, 1.2724, 0.0042, 28 Aug 2008  03:09:52, 9.9986
L71134-01, Ni 231.604 r, 0.0560, 101.0000, mg/L, 1.4944, 0.0008, 28 Aug 2008  03:09:52, 9.9993
L71134-01, Pb 220.353 r, 0.1312, 101.0000, mg/L, 9.0011, 0.0118, 28 Aug 2008  03:09:52, 9.9992
L71134-01, Sb 206.833 r, -0.0272, 101.0000, mg/L, -20.4390, 0.0056, 28 Aug 2008  03:09:52, 9.9
L71134-01, Sb 217.581 r, -0.0208, 101.0000, mg/L, -19.2410, 0.0040, 28 Aug 2008  03:09:52, 9.9
L71134-01, Sc 361.383 r, 0.0135, 101.0000, mg/L, 0.3841, 0.0001, 28 Aug 2008  03:09:52, 9.9996
L71134-01, Sc 357.253 r, 0.0162, 101.0000, mg/L, 0.3296, 0.0001, 28 Aug 2008  03:09:52, 9.9996
L71134-01, Se 196.090 r, -0.0165, 101.0000, mg/L, -41.2955, 0.0068, 28 Aug 2008  03:09:52, 9.9
L71134-01, Si 251.611 r, 18.0532, 101.0000, mg/L, 0.1876, 0.0339, 28 Aug 2008  03:09:52, 9.999
L71134-01, Sn 189.991 r, 0.0399, 101.0000, mg/L, 1.9590, 0.0008, 28 Aug 2008  03:09:52, 9.9998
L71134-01, Sr 421.552 r, 0.2575, 101.0000, mg/L, 0.0066, 0.0000, 28 Aug 2008  03:09:52, 9.9991
L71134-01, Ti 337.280 r, 2.3719, 101.0000, mg/L, 0.0016, 0.0000, 28 Aug 2008  03:09:52, 9.9999
L71134-01, Ti 334.941 r, 2.3302, 101.0000, mg/L, 0.1097, 0.0026, 28 Aug 2008  03:09:52, 9.9999
L71134-01, Tl 190.864 r, 0.0228, 101.0000, mg/L, 64.7242, 0.0148, 28 Aug 2008  03:09:52, 1.000
L71134-01, V 292.401 r, 0.2506, 101.0000, mg/L, 0.2336, 0.0006, 28 Aug 2008  03:09:52, 1.00000
L71134-01, Zn 213.856 r, 0.5057, 101.0000, mg/L, 0.1890, 0.0010, 28 Aug 2008  03:09:52, 9.9997
L71134-01, Zn 206.200 r, 0.5147, 101.0000, mg/L, 0.0731, 0.0004, 28 Aug 2008  03:09:52, 9.9979
L71134-01, Y 371.030 r, 1.0532, 101.0000, mg/L, 0.4465, 0.0047, 28 Aug 2008  03:09:52, 0.00000
L71134-02, Ag 328.068 r, 0.0095, 101.0000, mg/L, 13.3477, 0.0013, 28 Aug 2008  03:13:19, 1.000
L71134-02, Al 396.152 r, 60.3116, 101.0000, mg/L, 2.7029, 1.6302, 28 Aug 2008  03:13:19, 9.999
L71134-02, As 189.042 r, 0.0397, 101.0000, mg/L, 48.5314, 0.0193, 28 Aug 2008  03:13:19, 1.000
L71134-02, B 249.677 r, 0.0301, 101.0000, mg/L, 7.1655, 0.0022, 28 Aug 2008  03:13:19, 9.99995
L71134-02, Ba 493.409 r, 0.4679, 101.0000, mg/L, 3.0812, 0.0144, 28 Aug 2008  03:13:19, 9.9999
L71134-02, Be 234.861 r, 0.0007, 101.0000, mg/L, 3.1908, 0.0000, 28 Aug 2008  03:13:19, 9.9999
L71134-02, Bi 223.061 r, -0.4611, 101.0000, mg/L, -2.8465, 0.0131, 28 Aug 2008  03:13:19, 9.99
L71134-02, Ca 315.887 r, 99.5106, 101.0000, mg/L, 3.2743, 3.2582, 28 Aug 2008  03:13:19, 9.999
L71134-02, Cd 214.441 r, -0.0086, 101.0000, mg/L, -2.5253, 0.0002, 28 Aug 2008  03:13:19, 9.99
L71134-02, Co 228.615 r, 0.0150, 101.0000, mg/L, 3.8120, 0.0006, 28 Aug 2008  03:13:19, 9.9986
L71134-02, Cr 267.716 r, 0.0343, 101.0000, mg/L, 3.1580, 0.0011, 28 Aug 2008  03:13:19, 9.9998
L71134-02, Cr 205.552 r, 0.0492, 101.0000, mg/L, 3.9332, 0.0019, 28 Aug 2008  03:13:19, 9.9997
L71134-02, Cu 324.754 r, 0.7350, 101.0000, mg/L, 2.9723, 0.0218, 28 Aug 2008  03:13:19, 9.9999
L71134-02, Fe 240.489 r, 140.0928, 101.0000, mg/L, 2.6781, 3.7518, 28 Aug 2008  03:13:19, 9.99
L71134-02, Fe 259.940 r, 135.0350, 101.0000, mg/L, 2.8081, 3.7919, 28 Aug 2008  03:13:19, 9.99
L71134-02, Ga 294.364 r, 0.0810, 101.0000, mg/L, 18.6964, 0.0152, 28 Aug 2008  03:13:19, 9.999
L71134-02, K 766.491 r, 17.2136, 101.0000, mg/L, 3.1523, 0.5426, 28 Aug 2008  03:13:19, 1.0000
L71134-02, Li 670.784 r, 0.0741, 101.0000, mg/L, 2.1508, 0.0016, 28 Aug 2008  03:13:19, 9.9999
L71134-02, Mg 279.078 r, 35.7873, 101.0000, mg/L, 2.9523, 1.0565, 28 Aug 2008  03:13:19, 9.999
L71134-02, Mn 257.610 r, 1.5828, 101.0000, mg/L, 2.9698, 0.0470, 28 Aug 2008  03:13:19, 9.9998
```

```
L71134-02, Mo 202.030 r, 1.2019, 101.0000, mg/L, 2.9722, 0.0357, 28 Aug 2008  03:13:19, 9.9999
L71134-02, Na 330.237 r, -0.9701, 101.0000, mg/L, -39.8505, 0.3866, 28 Aug 2008  03:13:19, 9.9
L71134-02, Na 589.592 r, 1.8147, 101.0000, mg/L, 3.6733, 0.0667, 28 Aug 2008  03:13:19, 1.0000
L71134-02, Ni 221.648 r, 0.2028, 101.0000, mg/L, 2.5796, 0.0052, 28 Aug 2008  03:13:19, 9.9986
L71134-02, Ni 231.604 r, 0.0015, 101.0000, mg/L, 26.0375, 0.0004, 28 Aug 2008  03:13:19, 9.999
L71134-02, Pb 220.353 r, 0.0855, 101.0000, mg/L, 10.1575, 0.0087, 28 Aug 2008  03:13:19, 9.999
L71134-02, Sb 206.833 r, -0.0085, 101.0000, mg/L, -67.7408, 0.0057, 28 Aug 2008  03:13:19, 9.9
L71134-02, Sb 217.581 r, 0.0414, 101.0000, mg/L, 60.4472, 0.0250, 28 Aug 2008  03:13:19, 9.997
L71134-02, Sc 361.383 r, 0.0164, 101.0000, mg/L, 4.7330, 0.0008, 28 Aug 2008  03:13:19, 9.9996
L71134-02, Sc 357.253 r, 0.0216, 101.0000, mg/L, 14.4459, 0.0031, 28 Aug 2008  03:13:19, 9.999
L71134-02, Se 196.090 r, -0.0474, 101.0000, mg/L, -9.8900, 0.0047, 28 Aug 2008  03:13:19, 9.99
L71134-02, Si 251.611 r, 12.7694, 101.0000, mg/L, 3.0198, 0.3856, 28 Aug 2008  03:13:19, 9.999
L71134-02, Sn 189.991 r, 0.0295, 101.0000, mg/L, 14.7378, 0.0043, 28 Aug 2008  03:13:19, 9.999
L71134-02, Sr 421.552 r, 0.2147, 101.0000, mg/L, 2.9458, 0.0063, 28 Aug 2008  03:13:19, 9.9991
L71134-02, Ti 337.280 r, 4.1296, 101.0000, mg/L, 2.7819, 0.1149, 28 Aug 2008  03:13:19, 9.9999
L71134-02, Ti 334.941 r, 4.0475, 101.0000, mg/L, 2.7144, 0.1099, 28 Aug 2008  03:13:19, 9.9999
L71134-02, Tl 190.864 r, 0.0301, 101.0000, mg/L, 18.8151, 0.0057, 28 Aug 2008  03:13:19, 1.000
L71134-02, V 292.401 r, 0.2220, 101.0000, mg/L, 3.0625, 0.0068, 28 Aug 2008  03:13:19, 1.00000
L71134-02, Zn 213.856 r, 0.2250, 101.0000, mg/L, 3.2194, 0.0072, 28 Aug 2008  03:13:19, 9.9997
L71134-02, Zn 206.200 r, 0.2195, 101.0000, mg/L, 3.5965, 0.0079, 28 Aug 2008  03:13:19, 9.9979
L71134-02, Y 371.030 r, 1.0102, 101.0000, mg/L, 2.8124, 0.0284, 28 Aug 2008  03:13:19, 0.00000
L71134-03, Ag 328.068 r, 0.0111, 101.0000, mg/L, 7.4260, 0.0008, 28 Aug 2008  03:16:46, 1.0000
L71134-03, Al 396.152 r, 64.0007, 101.0000, mg/L, 0.3933, 0.2517, 28 Aug 2008  03:16:46, 9.999
L71134-03, As 189.042 r, 0.0533, 101.0000, mg/L, 43.3305, 0.0231, 28 Aug 2008  03:16:46, 1.000
L71134-03, B 249.677 r, 0.0343, 101.0000, mg/L, 1.1031, 0.0004, 28 Aug 2008  03:16:46, 9.99995
L71134-03, Ba 493.409 r, 0.4878, 101.0000, mg/L, 0.1448, 0.0007, 28 Aug 2008  03:16:46, 9.9999
L71134-03, Be 234.861 r, 0.0008, 101.0000, mg/L, 0.7073, 0.0000, 28 Aug 2008  03:16:46, 9.9999
L71134-03, Bi 223.061 r, -0.4860, 101.0000, mg/L, -1.6593, 0.0081, 28 Aug 2008  03:16:46, 9.99
L71134-03, Ca 315.887 r, 96.1599, 101.0000, mg/L, 0.3463, 0.3330, 28 Aug 2008  03:16:46, 9.999
L71134-03, Cd 214.441 r, -0.0084, 101.0000, mg/L, -1.1053, 0.0001, 28 Aug 2008  03:16:46, 9.99
L71134-03, Co 228.615 r, 0.0154, 101.0000, mg/L, 4.0985, 0.0006, 28 Aug 2008  03:16:46, 9.9986
L71134-03, Cr 267.716 r, 0.0287, 101.0000, mg/L, 4.4574, 0.0013, 28 Aug 2008  03:16:46, 9.9998
L71134-03, Cr 205.552 r, 0.0475, 101.0000, mg/L, 1.8417, 0.0009, 28 Aug 2008  03:16:46, 9.9997
L71134-03, Cu 324.754 r, 0.8004, 101.0000, mg/L, 0.0936, 0.0007, 28 Aug 2008  03:16:46, 9.9999
L71134-03, Fe 240.489 r, 143.0364, 101.0000, mg/L, 0.2501, 0.3578, 28 Aug 2008  03:16:46, 9.99
L71134-03, Fe 259.940 r, 137.5404, 101.0000, mg/L, 0.0832, 0.1145, 28 Aug 2008  03:16:46, 9.99
L71134-03, Ga 294.364 r, 0.0599, 101.0000, mg/L, 50.1863, 0.0300, 28 Aug 2008  03:16:46, 9.999
L71134-03, K 766.491 r, 18.6549, 101.0000, mg/L, 0.3577, 0.0667, 28 Aug 2008  03:16:46, 1.0000
L71134-03, Li 670.784 r, 0.0764, 101.0000, mg/L, 3.4015, 0.0026, 28 Aug 2008  03:16:46, 9.9999
L71134-03, Mg 279.078 r, 37.5429, 101.0000, mg/L, 0.1403, 0.0527, 28 Aug 2008  03:16:46, 9.999
L71134-03, Mn 257.610 r, 1.6782, 101.0000, mg/L, 0.1591, 0.0027, 28 Aug 2008  03:16:46, 9.9998
L71134-03, Mo 202.030 r, 1.0777, 101.0000, mg/L, 0.0289, 0.0003, 28 Aug 2008  03:16:46, 9.9999
L71134-03, Na 330.237 r, -1.5457, 101.0000, mg/L, -14.0286, 0.2168, 28 Aug 2008  03:16:46, 9.9
L71134-03, Na 589.592 r, 2.1145, 101.0000, mg/L, 0.8175, 0.0173, 28 Aug 2008  03:16:46, 1.0000
L71134-03, Ni 221.648 r, 0.2333, 101.0000, mg/L, 0.4574, 0.0011, 28 Aug 2008  03:16:46, 9.9986
L71134-03, Ni 231.604 r, 0.0037, 101.0000, mg/L, 3.6112, 0.0001, 28 Aug 2008  03:16:46, 9.9993
L71134-03, Pb 220.353 r, 0.0797, 101.0000, mg/L, 12.5576, 0.0100, 28 Aug 2008  03:16:46, 9.999
L71134-03, Sb 206.833 r, -0.0037, 101.0000, mg/L, -317.3909, 0.0118, 28 Aug 2008  03:16:46, 9.
L71134-03, Sb 217.581 r, 0.0070, 101.0000, mg/L, 44.8138, 0.0031, 28 Aug 2008  03:16:46, 9.997
L71134-03, Sc 361.383 r, 0.0164, 101.0000, mg/L, 0.7760, 0.0001, 28 Aug 2008  03:16:46, 9.9996
L71134-03, Sc 357.253 r, 0.0194, 101.0000, mg/L, 3.5266, 0.0007, 28 Aug 2008  03:16:46, 9.9996
L71134-03, Se 196.090 r, -0.0176, 101.0000, mg/L, -215.9780, 0.0380, 28 Aug 2008  03:16:46, 9.
L71134-03, Si 251.611 r, 14.8510, 101.0000, mg/L, 0.0017, 0.0003, 28 Aug 2008  03:16:46, 9.999
L71134-03, Sn 189.991 r, 0.0386, 101.0000, mg/L, 3.0934, 0.0012, 28 Aug 2008  03:16:46, 9.9998
L71134-03, Sr 421.552 r, 0.2495, 101.0000, mg/L, 0.1440, 0.0004, 28 Aug 2008  03:16:46, 9.9991
L71134-03, Ti 337.280 r, 4.1606, 101.0000, mg/L, 0.0642, 0.0027, 28 Aug 2008  03:16:46, 9.9999
L71134-03, Ti 334.941 r, 4.0785, 101.0000, mg/L, 0.1797, 0.0073, 28 Aug 2008  03:16:46, 9.9999
L71134-03, Tl 190.864 r, 0.0273, 101.0000, mg/L, 1.7540, 0.0005, 28 Aug 2008  03:16:46, 1.0000
L71134-03, V 292.401 r, 0.2342, 101.0000, mg/L, 0.0869, 0.0002, 28 Aug 2008  03:16:46, 1.00000
L71134-03, Zn 213.856 r, 0.2557, 101.0000, mg/L, 0.1149, 0.0003, 28 Aug 2008  03:16:46, 9.9997
```

```
L71134-03, Zn 206.200 r, 0.2537, 101.0000, mg/L, 0.0581, 0.0001, 28 Aug 2008  03:16:46, 9.9979
L71134-03, Y 371.030 r, 1.0379, 101.0000, mg/L, 0.2392, 0.0025, 28 Aug 2008  03:16:46, 0.00000
L71134-04, Ag 328.068 r, 0.0147, 101.0000, mg/L, 13.9446, 0.0021, 28 Aug 2008  03:20:13, 1.000
L71134-04, Al 396.152 r, 98.9650, 101.0000, mg/L, 0.8779, 0.8688, 28 Aug 2008  03:20:13, 9.999
L71134-04, As 189.042 r, 0.0569, 101.0000, mg/L, 40.7123, 0.0232, 28 Aug 2008  03:20:13, 1.000
L71134-04, B 249.677 r, 0.0466, 101.0000, mg/L, 4.4210, 0.0021, 28 Aug 2008  03:20:13, 9.99995
L71134-04, Ba 493.409 r, 1.8577, 101.0000, mg/L, 0.7856, 0.0146, 28 Aug 2008  03:20:13, 9.9999
L71134-04, Be 234.861 r, 0.0083, 101.0000, mg/L, 0.1788, 0.0000, 28 Aug 2008  03:20:13, 9.9999
L71134-04, Bi 223.061 r, -0.5283, 101.0000, mg/L, -0.0403, 0.0002, 28 Aug 2008  03:20:13, 9.99
L71134-04, Ca 315.887 r, 91.0170, 101.0000, mg/L, 0.3226, 0.2936, 28 Aug 2008  03:20:13, 9.999
L71134-04, Cd 214.441 r, -0.0081, 101.0000, mg/L, -7.8302, 0.0006, 28 Aug 2008  03:20:13, 9.99
L71134-04, Co 228.615 r, 0.1014, 101.0000, mg/L, 2.1465, 0.0022, 28 Aug 2008  03:20:13, 9.9986
L71134-04, Cr 267.716 r, 0.0368, 101.0000, mg/L, 4.2048, 0.0015, 28 Aug 2008  03:20:13, 9.9998
L71134-04, Cr 205.552 r, 0.0562, 101.0000, mg/L, 2.3622, 0.0013, 28 Aug 2008  03:20:13, 9.9997
L71134-04, Cu 324.754 r, 1.2210, 101.0000, mg/L, 0.6481, 0.0079, 28 Aug 2008  03:20:13, 9.9999
L71134-04, Fe 240.489 r, 189.4410, 101.0000, mg/L, 0.5633, 1.0670, 28 Aug 2008  03:20:13, 9.99
L71134-04, Fe 259.940 r, 180.5106, 101.0000, mg/L, 0.7985, 1.4413, 28 Aug 2008  03:20:13, 9.99
L71134-04, Ga 294.364 r, 0.0031, 101.0000, mg/L, 289.9187, 0.0090, 28 Aug 2008  03:20:13, 9.99
L71134-04, K 766.491 r, 26.2477, 101.0000, mg/L, 0.7189, 0.1887, 28 Aug 2008  03:20:13, 1.0000
L71134-04, Li 670.784 r, 0.1068, 101.0000, mg/L, 0.8913, 0.0010, 28 Aug 2008  03:20:13, 9.9999
L71134-04, Mg 279.078 r, 47.8323, 101.0000, mg/L, 0.4878, 0.2333, 28 Aug 2008  03:20:13, 9.999
L71134-04, Mn 257.610 r, 12.3985, 101.0000, mg/L, 0.6379, 0.0791, 28 Aug 2008  03:20:13, 9.999
L71134-04, Mo 202.030 r, 0.3211, 101.0000, mg/L, 1.7875, 0.0057, 28 Aug 2008  03:20:13, 9.9999
L71134-04, Na 330.237 r, -1.6054, 101.0000, mg/L, -38.3638, 0.6159, 28 Aug 2008  03:20:13, 9.9
L71134-04, Na 589.592 r, 1.1784, 101.0000, mg/L, 0.4949, 0.0058, 28 Aug 2008  03:20:13, 1.0000
L71134-04, Ni 221.648 r, 0.2706, 101.0000, mg/L, 0.4813, 0.0013, 28 Aug 2008  03:20:13, 9.9986
L71134-04, Ni 231.604 r, 0.0412, 101.0000, mg/L, 0.6671, 0.0003, 28 Aug 2008  03:20:13, 9.9993
L71134-04, Pb 220.353 r, 0.0693, 101.0000, mg/L, 29.4343, 0.0204, 28 Aug 2008  03:20:13, 9.999
L71134-04, Sb 206.833 r, -0.0251, 101.0000, mg/L, -55.2543, 0.0139, 28 Aug 2008  03:20:13, 9.9
L71134-04, Sb 217.581 r, 0.0268, 101.0000, mg/L, 34.8754, 0.0093, 28 Aug 2008  03:20:13, 9.997
L71134-04, Sc 361.383 r, 0.0235, 101.0000, mg/L, 0.4184, 0.0001, 28 Aug 2008  03:20:13, 9.9996
L71134-04, Sc 357.253 r, 0.0268, 101.0000, mg/L, 1.6516, 0.0004, 28 Aug 2008  03:20:13, 9.9996
L71134-04, Se 196.090 r, 0.0093, 101.0000, mg/L, 297.0268, 0.0276, 28 Aug 2008  03:20:13, 9.99
L71134-04, Si 251.611 r, 15.5002, 101.0000, mg/L, 0.3205, 0.0497, 28 Aug 2008  03:20:13, 9.999
L71134-04, Sn 189.991 r, 0.0422, 101.0000, mg/L, 14.0320, 0.0059, 28 Aug 2008  03:20:13, 9.999
L71134-04, Sr 421.552 r, 0.3674, 101.0000, mg/L, 0.5500, 0.0020, 28 Aug 2008  03:20:13, 9.9991
L71134-04, Ti 337.280 r, 4.6368, 101.0000, mg/L, 0.7854, 0.0364, 28 Aug 2008  03:20:13, 9.9999
L71134-04, Ti 334.941 r, 4.5382, 101.0000, mg/L, 0.7944, 0.0361, 28 Aug 2008  03:20:13, 9.9999
L71134-04, Tl 190.864 r, 0.0460, 101.0000, mg/L, 6.4347, 0.0030, 28 Aug 2008  03:20:13, 1.0000
L71134-04, V 292.401 r, 0.2986, 101.0000, mg/L, 0.5648, 0.0017, 28 Aug 2008  03:20:13, 1.00000
L71134-04, Zn 213.856 r, 0.6986, 101.0000, mg/L, 0.5601, 0.0039, 28 Aug 2008  03:20:13, 9.9997
L71134-04, Zn 206.200 r, 0.7145, 101.0000, mg/L, 0.3867, 0.0028, 28 Aug 2008  03:20:13, 9.9979
L71134-04, Y 371.030 r, 1.0528, 101.0000, mg/L, 0.1133, 0.0012, 28 Aug 2008  03:20:13, 0.00000
L71134-05, Ag 328.068 r, 0.0127, 101.0000, mg/L, 11.6680, 0.0015, 28 Aug 2008  03:23:39, 1.000
L71134-05, Al 396.152 r, 75.1387, 101.0000, mg/L, 0.5198, 0.3905, 28 Aug 2008  03:23:39, 9.999
L71134-05, As 189.042 r, 0.0395, 101.0000, mg/L, 27.0625, 0.0107, 28 Aug 2008  03:23:39, 1.000
L71134-05, B 249.677 r, 0.0418, 101.0000, mg/L, 5.7354, 0.0024, 28 Aug 2008  03:23:39, 9.99995
L71134-05, Ba 493.409 r, 0.5042, 101.0000, mg/L, 0.3392, 0.0017, 28 Aug 2008  03:23:39, 9.9999
L71134-05, Be 234.861 r, 0.0049, 101.0000, mg/L, 1.3003, 0.0001, 28 Aug 2008  03:23:39, 9.9999
L71134-05, Bi 223.061 r, -0.4993, 101.0000, mg/L, -0.8307, 0.0041, 28 Aug 2008  03:23:39, 9.99
L71134-05, Ca 315.887 r, 110.6522, 101.0000, mg/L, 0.6316, 0.6989, 28 Aug 2008  03:23:39, 9.99
L71134-05, Cd 214.441 r, -0.0033, 101.0000, mg/L, -11.3008, 0.0004, 28 Aug 2008  03:23:39, 9.9
L71134-05, Co 228.615 r, 0.1556, 101.0000, mg/L, 1.1893, 0.0019, 28 Aug 2008  03:23:39, 9.9986
L71134-05, Cr 267.716 r, 0.0227, 101.0000, mg/L, 1.9668, 0.0004, 28 Aug 2008  03:23:39, 9.9998
L71134-05, Cr 205.552 r, 0.0350, 101.0000, mg/L, 5.2506, 0.0018, 28 Aug 2008  03:23:39, 9.9997
L71134-05, Cu 324.754 r, 3.2010, 101.0000, mg/L, 0.4226, 0.0135, 28 Aug 2008  03:23:39, 9.9999
L71134-05, Fe 240.489 r, 163.8820, 101.0000, mg/L, 0.7544, 1.2364, 28 Aug 2008  03:23:39, 9.99
L71134-05, Fe 259.940 r, 157.1419, 101.0000, mg/L, 0.7437, 1.1687, 28 Aug 2008  03:23:39, 9.99
L71134-05, Ga 294.364 r, 0.0417, 101.0000, mg/L, 15.2533, 0.0064, 28 Aug 2008  03:23:39, 9.999
L71134-05, K 766.491 r, 19.1981, 101.0000, mg/L, 0.7966, 0.1529, 28 Aug 2008  03:23:39, 1.0000
```

```
L71134-05, Li 670.784 r, 0.1333, 101.0000, mg/L, 1.3048, 0.0017, 28 Aug 2008  03:23:39, 9.9999
L71134-05, Mg 279.078 r, 59.1981, 101.0000, mg/L, 0.8043, 0.4761, 28 Aug 2008  03:23:39, 9.999
L71134-05, Mn 257.610 r, 7.0599, 101.0000, mg/L, 0.6854, 0.0484, 28 Aug 2008  03:23:39, 9.9998
L71134-05, Mo 202.030 r, 0.9226, 101.0000, mg/L, 0.9883, 0.0091, 28 Aug 2008  03:23:39, 9.9999
L71134-05, Na 330.237 r, 1.1662, 101.0000, mg/L, 26.1038, 0.3044, 28 Aug 2008  03:23:39, 9.957
L71134-05, Na 589.592 r, 0.8469, 101.0000, mg/L, 0.2987, 0.0025, 28 Aug 2008  03:23:39, 1.0000
L71134-05, Ni 221.648 r, 0.2712, 101.0000, mg/L, 1.1986, 0.0033, 28 Aug 2008  03:23:39, 9.9986
L71134-05, Ni 231.604 r, 0.0528, 101.0000, mg/L, 2.5732, 0.0014, 28 Aug 2008  03:23:39, 9.9993
L71134-05, Pb 220.353 r, 0.1215, 101.0000, mg/L, 10.9285, 0.0133, 28 Aug 2008  03:23:39, 9.999
L71134-05, Sb 206.833 r, -0.0102, 101.0000, mg/L, -162.0016, 0.0166, 28 Aug 2008  03:23:39, 9.
L71134-05, Sb 217.581 r, 0.0107, 101.0000, mg/L, 145.9159, 0.0156, 28 Aug 2008  03:23:39, 9.99
L71134-05, Sc 361.383 r, 0.0201, 101.0000, mg/L, 0.2422, 0.0000, 28 Aug 2008  03:23:39, 9.9996
L71134-05, Sc 357.253 r, 0.0209, 101.0000, mg/L, 1.7728, 0.0004, 28 Aug 2008  03:23:39, 9.9996
L71134-05, Se 196.090 r, -0.0160, 101.0000, mg/L, -124.7553, 0.0200, 28 Aug 2008  03:23:39, 9.
L71134-05, Si 251.611 r, 14.4715, 101.0000, mg/L, 0.7952, 0.1151, 28 Aug 2008  03:23:39, 9.999
L71134-05, Sn 189.991 r, 0.0389, 101.0000, mg/L, 1.2208, 0.0005, 28 Aug 2008  03:23:39, 9.9998
L71134-05, Sr 421.552 r, 0.3572, 101.0000, mg/L, 0.5626, 0.0020, 28 Aug 2008  03:23:39, 9.9991
L71134-05, Ti 337.280 r, 4.4557, 101.0000, mg/L, 0.5419, 0.0241, 28 Aug 2008  03:23:39, 9.9999
L71134-05, Ti 334.941 r, 4.3599, 101.0000, mg/L, 0.6983, 0.0304, 28 Aug 2008  03:23:39, 9.9999
L71134-05, Tl 190.864 r, 0.0283, 101.0000, mg/L, 42.6443, 0.0121, 28 Aug 2008  03:23:39, 1.000
L71134-05, V 292.401 r, 0.2613, 101.0000, mg/L, 0.7318, 0.0019, 28 Aug 2008  03:23:39, 1.00000
L71134-05, Zn 213.856 r, 1.3776, 101.0000, mg/L, 0.7860, 0.0108, 28 Aug 2008  03:23:39, 9.9997
L71134-05, Zn 206.200 r, 1.4321, 101.0000, mg/L, 0.4955, 0.0071, 28 Aug 2008  03:23:39, 9.9979
L71134-05, Y 371.030 r, 1.0667, 101.0000, mg/L, 0.1821, 0.0019, 28 Aug 2008  03:23:39, 0.00000
L71134-06, Ag 328.068 r, 0.0139, 101.0000, mg/L, 2.9618, 0.0004, 28 Aug 2008  03:27:07, 1.0000
L71134-06, Al 396.152 r, 82.7965, 101.0000, mg/L, 0.6575, 0.5444, 28 Aug 2008  03:27:07, 9.999
L71134-06, As 189.042 r, 0.0471, 101.0000, mg/L, 26.1443, 0.0123, 28 Aug 2008  03:27:07, 1.000
L71134-06, B 249.677 r, 0.0364, 101.0000, mg/L, 0.2471, 0.0001, 28 Aug 2008  03:27:07, 9.99995
L71134-06, Ba 493.409 r, 0.4701, 101.0000, mg/L, 0.6898, 0.0032, 28 Aug 2008  03:27:07, 9.9999
L71134-06, Be 234.861 r, 0.0023, 101.0000, mg/L, 3.3336, 0.0001, 28 Aug 2008  03:27:07, 9.9999
L71134-06, Bi 223.061 r, -0.6879, 101.0000, mg/L, -0.9357, 0.0064, 28 Aug 2008  03:27:07, 9.99
L71134-06, Ca 315.887 r, 109.3677, 101.0000, mg/L, 0.2456, 0.2686, 28 Aug 2008  03:27:07, 9.99
L71134-06, Cd 214.441 r, -0.0080, 101.0000, mg/L, -7.0500, 0.0006, 28 Aug 2008  03:27:07, 9.99
L71134-06, Co 228.615 r, 0.0708, 101.0000, mg/L, 2.6453, 0.0019, 28 Aug 2008  03:27:07, 9.9986
L71134-06, Cr 267.716 r, 0.0151, 101.0000, mg/L, 1.7110, 0.0003, 28 Aug 2008  03:27:07, 9.9998
L71134-06, Cr 205.552 r, 0.0328, 101.0000, mg/L, 1.9116, 0.0006, 28 Aug 2008  03:27:07, 9.9997
L71134-06, Cu 324.754 r, 2.8575, 101.0000, mg/L, 0.4105, 0.0117, 28 Aug 2008  03:27:07, 9.9999
L71134-06, Fe 240.489 r, 171.3310, 101.0000, mg/L, 0.4812, 0.8244, 28 Aug 2008  03:27:07, 9.99
L71134-06, Fe 259.940 r, 163.5540, 101.0000, mg/L, 0.7894, 1.2911, 28 Aug 2008  03:27:07, 9.99
L71134-06, Ga 294.364 r, 0.0663, 101.0000, mg/L, 31.5902, 0.0209, 28 Aug 2008  03:27:07, 9.999
L71134-06, K 766.491 r, 24.3994, 101.0000, mg/L, 0.2160, 0.0527, 28 Aug 2008  03:27:07, 1.0000
L71134-06, Li 670.784 r, 0.1510, 101.0000, mg/L, 0.0813, 0.0001, 28 Aug 2008  03:27:07, 9.9999
L71134-06, Mg 279.078 r, 73.6672, 101.0000, mg/L, 0.2724, 0.2007, 28 Aug 2008  03:27:07, 9.999
L71134-06, Mn 257.610 r, 3.8246, 101.0000, mg/L, 0.5034, 0.0193, 28 Aug 2008  03:27:07, 9.9998
L71134-06, Mo 202.030 r, 0.5024, 101.0000, mg/L, 0.4861, 0.0024, 28 Aug 2008  03:27:07, 9.9999
L71134-06, Na 330.237 r, -1.0547, 101.0000, mg/L, -31.3753, 0.3309, 28 Aug 2008  03:27:07, 9.9
L71134-06, Na 589.592 r, 1.3478, 101.0000, mg/L, 1.6836, 0.0227, 28 Aug 2008  03:27:07, 1.0000
L71134-06, Ni 221.648 r, 0.2539, 101.0000, mg/L, 0.1612, 0.0004, 28 Aug 2008  03:27:07, 9.9986
L71134-06, Ni 231.604 r, 0.0173, 101.0000, mg/L, 2.0075, 0.0003, 28 Aug 2008  03:27:07, 9.9993
L71134-06, Pb 220.353 r, 0.1293, 101.0000, mg/L, 8.0359, 0.0104, 28 Aug 2008  03:27:07, 9.9992
L71134-06, Sb 206.833 r, -0.0031, 101.0000, mg/L, -193.5881, 0.0060, 28 Aug 2008  03:27:07, 9.
L71134-06, Sb 217.581 r, -0.0236, 101.0000, mg/L, -77.8931, 0.0184, 28 Aug 2008  03:27:07, 9.9
L71134-06, Sc 361.383 r, 0.0261, 101.0000, mg/L, 0.1992, 0.0001, 28 Aug 2008  03:27:07, 9.9996
L71134-06, Sc 357.253 r, 0.0287, 101.0000, mg/L, 1.6545, 0.0005, 28 Aug 2008  03:27:07, 9.9996
L71134-06, Se 196.090 r, 0.0259, 101.0000, mg/L, 16.5013, 0.0043, 28 Aug 2008  03:27:07, 9.999
L71134-06, Si 251.611 r, 15.1301, 101.0000, mg/L, 0.4962, 0.0751, 28 Aug 2008  03:27:07, 9.999
L71134-06, Sn 189.991 r, 0.0420, 101.0000, mg/L, 8.7858, 0.0037, 28 Aug 2008  03:27:07, 9.9998
L71134-06, Sr 421.552 r, 0.3892, 101.0000, mg/L, 0.8375, 0.0033, 28 Aug 2008  03:27:07, 9.9991
L71134-06, Ti 337.280 r, 5.8729, 101.0000, mg/L, 0.6397, 0.0376, 28 Aug 2008  03:27:07, 9.9999
L71134-06, Ti 334.941 r, 5.7456, 101.0000, mg/L, 0.5121, 0.0294, 28 Aug 2008  03:27:07, 9.9999
```

L71134-06, Tl 190.864 r, 0.0416, 101.0000, mg/L, 12.8303, 0.0053, 28 Aug 2008 03:27:07, 1.000
L71134-06, V 292.401 r, 0.3316, 101.0000, mg/L, 0.4245, 0.0014, 28 Aug 2008 03:27:07, 1.00000
L71134-06, Zn 213.856 r, 0.6297, 101.0000, mg/L, 0.2203, 0.0014, 28 Aug 2008 03:27:07, 9.9997
L71134-06, Zn 206.200 r, 0.6354, 101.0000, mg/L, 0.0787, 0.0005, 28 Aug 2008 03:27:07, 9.9979
L71134-06, Y 371.030 r, 1.0563, 101.0000, mg/L, 0.1287, 0.0014, 28 Aug 2008 03:27:07, 0.00000
CCV, Ag 328.068 r, 0.4929, 1.0000, mg/L, 0.8425, 0.0042, 28 Aug 2008 03:30:32, -, EPA200.7/60
CCV, Al 396.152 r, 1.0213, 1.0000, mg/L, 1.1757, 0.0120, 28 Aug 2008 03:30:32, -, EPA200.7/60
CCV, As 189.042 r, 2.0195, 1.0000, mg/L, 1.7047, 0.0344, 28 Aug 2008 03:30:32, -, EPA200.7/60
CCV, B 249.677 r, 1.0237, 1.0000, mg/L, 0.1924, 0.0020, 28 Aug 2008 03:30:32, -, EPA200.7/601
CCV, Ba 493.409 r, 1.0112, 1.0000, mg/L, 0.5209, 0.0053, 28 Aug 2008 03:30:32, -, EPA200.7/60
CCV, Be 234.861 r, 1.0139, 1.0000, mg/L, 0.7983, 0.0081, 28 Aug 2008 03:30:32, -, EPA200.7/60
CCV, Bi 223.061 r, 0.9336, 1.0000, mg/L, 0.5115, 0.0048, 28 Aug 2008 03:30:32, -, EPA200.7/60
CCV, Ca 315.887 r, 51.4260, 1.0000, mg/L, 0.4384, 0.2255, 28 Aug 2008 03:30:32, -, EPA200.7/6
CCV, Cd 214.441 r, 0.9904, 1.0000, mg/L, 0.7432, 0.0074, 28 Aug 2008 03:30:32, -, EPA200.7/60
CCV, Co 228.615 r, 1.0174, 1.0000, mg/L, 0.4257, 0.0043, 28 Aug 2008 03:30:32, -, EPA200.7/60
CCV, Cr 267.716 r, 1.0083, 1.0000, mg/L, 0.5694, 0.0057, 28 Aug 2008 03:30:32, -, EPA200.7/60
CCV, Cr 205.552 r, 1.0193, 1.0000, mg/L, 0.8742, 0.0089, 28 Aug 2008 03:30:32, -, EPA200.7/60
CCV, Cu 324.754 r, 0.9850, 1.0000, mg/L, 0.4551, 0.0045, 28 Aug 2008 03:30:32, -, EPA200.7/60
CCV, Fe 240.489 r, 1.0086, 1.0000, mg/L, 0.1851, 0.0019, 28 Aug 2008 03:30:32, -, EPA200.7/60
CCV, Fe 259.940 r, 1.0304, 1.0000, mg/L, 0.2839, 0.0029, 28 Aug 2008 03:30:32, -, EPA200.7/60
CCV, Ga 294.364 r, 1.0408, 1.0000, mg/L, 0.1736, 0.0018, 28 Aug 2008 03:30:32, -, EPA200.7/60
CCV, K 766.491 r, 9.5931, 1.0000, mg/L, 1.0339, 0.0992, 28 Aug 2008 03:30:32, -, EPA200.7/601
CCV, Li 670.784 r, 0.9830, 1.0000, mg/L, 0.7666, 0.0075, 28 Aug 2008 03:30:32, -, EPA200.7/60
CCV, Mg 279.078 r, 51.1145, 1.0000, mg/L, 0.5529, 0.2826, 28 Aug 2008 03:30:32, -, EPA200.7/6
CCV, Mn 257.610 r, 1.0011, 1.0000, mg/L, 0.5694, 0.0057, 28 Aug 2008 03:30:32, -, EPA200.7/60
CCV, Mo 202.030 r, 1.0056, 1.0000, mg/L, 0.7247, 0.0073, 28 Aug 2008 03:30:32, -, EPA200.7/60
CCV, Na 330.237 r, 51.9137, 1.0000, mg/L, 1.6064, 0.8339, 28 Aug 2008 03:30:32, -, EPA200.7/6
CCV, Na 589.592 r, 51.5160, 1.0000, mg/L, 0.4531, 0.2334, 28 Aug 2008 03:30:32, -, EPA200.7/6
CCV, Ni 221.648 r, 1.0936, 1.0000, mg/L, 0.8810, 0.0096, 28 Aug 2008 03:30:32, -, EPA200.7/60
CCV, Ni 231.604 r, 0.9868, 1.0000, mg/L, 0.5363, 0.0053, 28 Aug 2008 03:30:32, -, EPA200.7/60
CCV, Pb 220.353 r, 1.9673, 1.0000, mg/L, 0.1634, 0.0032, 28 Aug 2008 03:30:32, -, EPA200.7/60
CCV, Sb 206.833 r, 1.8478, 1.0000, mg/L, 0.9594, 0.0177, 28 Aug 2008 03:30:32, -, EPA200.7/60
CCV, Sb 217.581 r, 1.9957, 1.0000, mg/L, 0.4775, 0.0095, 28 Aug 2008 03:30:32, -, EPA200.7/60
CCV, Sc 361.383 r, 1.0082, 1.0000, mg/L, 0.5655, 0.0057, 28 Aug 2008 03:30:32, -, EPA200.7/60
CCV, Sc 357.253 r, 1.0051, 1.0000, mg/L, 0.6689, 0.0067, 28 Aug 2008 03:30:32, -, EPA200.7/60
CCV, Se 196.090 r, 2.0567, 1.0000, mg/L, 2.1992, 0.0452, 28 Aug 2008 03:30:32, -, EPA200.7/60
CCV, Si 251.611 r, 9.9819, 1.0000, mg/L, 0.7971, 0.0796, 28 Aug 2008 03:30:32, -, EPA200.7/60
CCV, Sn 189.991 r, 1.0090, 1.0000, mg/L, 0.5174, 0.0052, 28 Aug 2008 03:30:32, -, EPA200.7/60
CCV, Sr 421.552 r, 1.0546, 1.0000, mg/L, 0.3248, 0.0034, 28 Aug 2008 03:30:32, -, EPA200.7/60
CCV, Ti 337.280 r, 0.9795, 1.0000, mg/L, 0.7139, 0.0070, 28 Aug 2008 03:30:32, -, EPA200.7/60
CCV, Ti 334.941 r, 0.9778, 1.0000, mg/L, 0.7660, 0.0075, 28 Aug 2008 03:30:32, -, EPA200.7/60
CCV, Tl 190.864 r, 2.0457, 1.0000, mg/L, 4.7748, 0.0977, 28 Aug 2008 03:30:32, -, EPA200.7/60
CCV, V 292.401 r, 1.0478, 1.0000, mg/L, 0.6377, 0.0067, 28 Aug 2008 03:30:32, -, EPA200.7/601
CCV, Zn 213.856 r, 1.0075, 1.0000, mg/L, 0.6967, 0.0070, 28 Aug 2008 03:30:32, -, EPA200.7/60
CCV, Zn 206.200 r, 1.0048, 1.0000, mg/L, 0.5417, 0.0054, 28 Aug 2008 03:30:32, -, EPA200.7/60
CCV, Y 371.030 r, 1.0143, 1.0000, mg/L, 0.2012, 0.0020, 28 Aug 2008 03:30:32, -, EPA200.7/601
CCB, Ag 328.068 r, 0.0003, 1.0000, mg/L, 362.0630, 0.0012, 28 Aug 2008 03:33:59, -, EPA200.7/
CCB, Al 396.152 r, 0.0081, 1.0000, mg/L, 44.3199, 0.0036, 28 Aug 2008 03:33:59, -, EPA200.7/6
CCB, As 189.042 r, 0.0226, 1.0000, mg/L, 8.5664, 0.0019, 28 Aug 2008 03:33:59, -, EPA200.7/60
CCB, B 249.677 r, 0.0035, 1.0000, mg/L, 26.4929, 0.0009, 28 Aug 2008 03:33:59, -, EPA200.7/60
CCB, Ba 493.409 r, 0.0005, 1.0000, mg/L, 104.5978, 0.0005, 28 Aug 2008 03:33:59, -, EPA200.7/
CCB, Be 234.861 r, 0.0017, 1.0000, mg/L, 6.7578, 0.0001, 28 Aug 2008 03:33:59, -, EPA200.7/60
CCB, Bi 223.061 r, 0.0121, 1.0000, mg/L, 56.9252, 0.0069, 28 Aug 2008 03:33:59, -, EPA200.7/6
CCB, Ca 315.887 r, -0.2369, 1.0000, mg/L, -1.4153, 0.0034, 28 Aug 2008 03:33:59, -, EPA200.7/
CCB, Cd 214.441 r, -0.0058, 1.0000, mg/L, -11.7871, 0.0007, 28 Aug 2008 03:33:59, -, EPA200.7
CCB, Co 228.615 r, -0.0110, 1.0000, mg/L, -8.8272, 0.0010, 28 Aug 2008 03:33:59, -, EPA200.7/
CCB, Cr 267.716 r, -0.0048, 1.0000, mg/L, -23.6654, 0.0011, 28 Aug 2008 03:33:59, -, EPA200.7
CCB, Cr 205.552 r, -0.0100, 1.0000, mg/L, -0.3515, 0.0000, 28 Aug 2008 03:33:59, -, EPA200.7/
CCB, Cu 324.754 r, -0.0052, 1.0000, mg/L, -24.0197, 0.0012, 28 Aug 2008 03:33:59, -, EPA200.7
CCB, Fe 240.489 r, -0.0042, 1.0000, mg/L, -3.8382, 0.0002, 28 Aug 2008 03:33:59, -, EPA200.7/

CCB, Fe 259.940 r, -0.0087, 1.0000, mg/L, -11.7290, 0.0010, 28 Aug 2008 03:33:59, -, EPA200.7
CCB, Ga 294.364 r, 0.0087, 1.0000, mg/L, 93.2535, 0.0081, 28 Aug 2008 03:33:59, -, EPA200.7/6
CCB, K 766.491 r, 0.0424, 1.0000, mg/L, 99.5947, 0.0422, 28 Aug 2008 03:33:59, -, EPA200.7/60
CCB, Li 670.784 r, -0.0004, 1.0000, mg/L, -448.8294, 0.0020, 28 Aug 2008 03:33:59, -, EPA200.
CCB, Mg 279.078 r, -0.1046, 1.0000, mg/L, -11.5410, 0.0121, 28 Aug 2008 03:33:59, -, EPA200.7
CCB, Mn 257.610 r, -0.0029, 1.0000, mg/L, -7.2336, 0.0002, 28 Aug 2008 03:33:59, -, EPA200.7/
CCB, Mo 202.030 r, -0.0012, 1.0000, mg/L, -47.7540, 0.0006, 28 Aug 2008 03:33:59, -, EPA200.7
CCB, Na 330.237 r, -4.8658, 1.0000, mg/L, -6.6141, 0.3218, 28 Aug 2008 03:33:59, -, EPA200.7/
CCB, Na 589.592 r, -0.0255, 1.0000, mg/L, -45.2521, 0.0116, 28 Aug 2008 03:33:59, -, EPA200.7
CCB, Ni 221.648 r, -0.0078, 1.0000, mg/L, -1.8406, 0.0001, 28 Aug 2008 03:33:59, -, EPA200.7/
CCB, Ni 231.604 r, -0.0052, 1.0000, mg/L, -2.5033, 0.0001, 28 Aug 2008 03:33:59, -, EPA200.7/
CCB, Pb 220.353 r, -0.0183, 1.0000, mg/L, -30.8330, 0.0056, 28 Aug 2008 03:33:59, -, EPA200.7
CCB, Sb 206.833 r, -0.0055, 1.0000, mg/L, -93.0783, 0.0051, 28 Aug 2008 03:33:59, -, EPA200.7
CCB, Sb 217.581 r, -0.0052, 1.0000, mg/L, -138.8040, 0.0073, 28 Aug 2008 03:33:59, -, EPA200.
CCB, Sc 361.383 r, -0.0048, 1.0000, mg/L, -5.1165, 0.0002, 28 Aug 2008 03:33:59, -, EPA200.7/
CCB, Sc 357.253 r, -0.0046, 1.0000, mg/L, -8.1870, 0.0004, 28 Aug 2008 03:33:59, -, EPA200.7/
CCB, Se 196.090 r, 0.0275, 1.0000, mg/L, 48.9491, 0.0135, 28 Aug 2008 03:33:59, -, EPA200.7/6
CCB, Si 251.611 r, 0.0087, 1.0000, mg/L, 33.5027, 0.0029, 28 Aug 2008 03:33:59, -, EPA200.7/6
CCB, Sn 189.991 r, -0.0108, 1.0000, mg/L, -111.2706, 0.0120, 28 Aug 2008 03:33:59, -, EPA200.
CCB, Sr 421.552 r, -0.0074, 1.0000, mg/L, -0.3897, 0.0000, 28 Aug 2008 03:33:59, -, EPA200.7/
CCB, Ti 337.280 r, 0.0012, 1.0000, mg/L, 12.7459, 0.0001, 28 Aug 2008 03:33:59, -, EPA200.7/6
CCB, Ti 334.941 r, 0.0006, 1.0000, mg/L, 12.4882, 0.0001, 28 Aug 2008 03:33:59, -, EPA200.7/6
CCB, Tl 190.864 r, 0.0374, 1.0000, mg/L, 20.7314, 0.0078, 28 Aug 2008 03:33:59, -, EPA200.7/6
CCB, V 292.401 r, 0.0004, 1.0000, mg/L, 91.7624, 0.0003, 28 Aug 2008 03:33:59, -, EPA200.7/60
CCB, Zn 213.856 r, -0.0051, 1.0000, mg/L, -6.0929, 0.0003, 28 Aug 2008 03:33:59, -, EPA200.7/
CCB, Zn 206.200 r, -0.0128, 1.0000, mg/L, -10.2425, 0.0013, 28 Aug 2008 03:33:59, -, EPA200.7
CCB, Y 371.030 r, 0.9825, 1.0000, mg/L, 0.2003, 0.0020, 28 Aug 2008 03:33:59, -, EPA200.7/601
L71134-07, Ag 328.068 r, 0.0150, 101.0000, mg/L, 2.6873, 0.0004, 28 Aug 2008 03:37:28, 1.0000
L71134-07, Al 396.152 r, 91.7862, 101.0000, mg/L, 0.4705, 0.4318, 28 Aug 2008 03:37:28, 9.999
L71134-07, As 189.042 r, 0.0366, 101.0000, mg/L, 30.3146, 0.0111, 28 Aug 2008 03:37:28, 1.000
L71134-07, B 249.677 r, 0.0531, 101.0000, mg/L, 2.0315, 0.0011, 28 Aug 2008 03:37:28, 9.99995
L71134-07, Ba 493.409 r, 1.2615, 101.0000, mg/L, 0.4235, 0.0053, 28 Aug 2008 03:37:28, 9.9999
L71134-07, Be 234.861 r, 0.0055, 101.0000, mg/L, 0.5312, 0.0000, 28 Aug 2008 03:37:28, 9.9999
L71134-07, Bi 223.061 r, -0.4498, 101.0000, mg/L, -5.1064, 0.0230, 28 Aug 2008 03:37:28, 9.99
L71134-07, Ca 315.887 r, 66.2948, 101.0000, mg/L, 0.5516, 0.3657, 28 Aug 2008 03:37:28, 9.999
L71134-07, Cd 214.441 r, -0.0088, 101.0000, mg/L, -1.8103, 0.0002, 28 Aug 2008 03:37:28, 9.99
L71134-07, Co 228.615 r, 0.0458, 101.0000, mg/L, 3.3875, 0.0016, 28 Aug 2008 03:37:28, 9.9986
L71134-07, Cr 267.716 r, 0.0381, 101.0000, mg/L, 3.6553, 0.0014, 28 Aug 2008 03:37:28, 9.9998
L71134-07, Cr 205.552 r, 0.0555, 101.0000, mg/L, 0.1024, 0.0001, 28 Aug 2008 03:37:28, 9.9997
L71134-07, Cu 324.754 r, 1.2233, 101.0000, mg/L, 0.2825, 0.0035, 28 Aug 2008 03:37:28, 9.9999
L71134-07, Fe 240.489 r, 203.5137, 101.0000, mg/L, 0.6255, 1.2729, 28 Aug 2008 03:37:28, 9.99
L71134-07, Fe 259.940 r, 191.8359, 101.0000, mg/L, 0.5718, 1.0969, 28 Aug 2008 03:37:28, 9.99
L71134-07, Ga 294.364 r, 0.0423, 101.0000, mg/L, 27.1837, 0.0115, 28 Aug 2008 03:37:28, 9.999
L71134-07, K 766.491 r, 23.2640, 101.0000, mg/L, 0.4339, 0.1009, 28 Aug 2008 03:37:28, 1.0000
L71134-07, Li 670.784 r, 0.0999, 101.0000, mg/L, 1.2267, 0.0012, 28 Aug 2008 03:37:28, 9.9999
L71134-07, Mg 279.078 r, 43.8133, 101.0000, mg/L, 0.4859, 0.2129, 28 Aug 2008 03:37:28, 9.999
L71134-07, Mn 257.610 r, 2.6865, 101.0000, mg/L, 0.6160, 0.0165, 28 Aug 2008 03:37:28, 9.9998
L71134-07, Mo 202.030 r, 0.5066, 101.0000, mg/L, 0.8368, 0.0042, 28 Aug 2008 03:37:28, 9.9999
L71134-07, Na 330.237 r, -3.7513, 101.0000, mg/L, -11.7864, 0.4421, 28 Aug 2008 03:37:28, 9.9
L71134-07, Na 589.592 r, 1.1912, 101.0000, mg/L, 0.1098, 0.0013, 28 Aug 2008 03:37:28, 1.0000
L71134-07, Ni 221.648 r, 0.2597, 101.0000, mg/L, 1.4012, 0.0036, 28 Aug 2008 03:37:28, 9.9986
L71134-07, Ni 231.604 r, 0.0193, 101.0000, mg/L, 1.9379, 0.0004, 28 Aug 2008 03:37:28, 9.9993
L71134-07, Pb 220.353 r, 0.1006, 101.0000, mg/L, 12.9863, 0.0131, 28 Aug 2008 03:37:28, 9.999
L71134-07, Sb 206.833 r, -0.0171, 101.0000, mg/L, -83.5855, 0.0143, 28 Aug 2008 03:37:28, 9.9
L71134-07, Sb 217.581 r, 0.0131, 101.0000, mg/L, 121.7683, 0.0159, 28 Aug 2008 03:37:28, 9.99
L71134-07, Sc 361.383 r, 0.0179, 101.0000, mg/L, 1.1628, 0.0002, 28 Aug 2008 03:37:28, 9.9996
L71134-07, Sc 357.253 r, 0.0198, 101.0000, mg/L, 4.8037, 0.0010, 28 Aug 2008 03:37:28, 9.9996
L71134-07, Se 196.090 r, 0.0286, 101.0000, mg/L, 43.0191, 0.0123, 28 Aug 2008 03:37:28, 9.999
L71134-07, Si 251.611 r, 16.0314, 101.0000, mg/L, 0.6284, 0.1007, 28 Aug 2008 03:37:28, 9.999
L71134-07, Sn 189.991 r, 0.0484, 101.0000, mg/L, 6.0149, 0.0029, 28 Aug 2008 03:37:28, 9.9998

```
L71134-07, Sr 421.552 r, 0.4016, 101.0000, mg/L, 0.3621, 0.0015, 28 Aug 2008  03:37:28, 9.9991
L71134-07, Ti 337.280 r, 4.1997, 101.0000, mg/L, 0.5575, 0.0234, 28 Aug 2008  03:37:28, 9.9999
L71134-07, Ti 334.941 r, 4.1043, 101.0000, mg/L, 0.5726, 0.0235, 28 Aug 2008  03:37:28, 9.9999
L71134-07, Tl 190.864 r, 0.0169, 101.0000, mg/L, 38.9871, 0.0066, 28 Aug 2008  03:37:28, 1.000
L71134-07, V 292.401 r, 0.2809, 101.0000, mg/L, 0.3198, 0.0009, 28 Aug 2008  03:37:28, 1.00000
L71134-07, Zn 213.856 r, 0.3967, 101.0000, mg/L, 0.2827, 0.0011, 28 Aug 2008  03:37:28, 9.9997
L71134-07, Zn 206.200 r, 0.4005, 101.0000, mg/L, 0.4204, 0.0017, 28 Aug 2008  03:37:28, 9.9979
L71134-07, Y 371.030 r, 1.0604, 101.0000, mg/L, 0.2389, 0.0025, 28 Aug 2008  03:37:28, 0.00000
L71134-08, Ag 328.068 r, 0.0134, 101.0000, mg/L, 18.5426, 0.0025, 28 Aug 2008  03:40:54, 1.000
L71134-08, Al 396.152 r, 74.6839, 101.0000, mg/L, 0.5383, 0.4020, 28 Aug 2008  03:40:54, 9.999
L71134-08, As 189.042 r, 0.0302, 101.0000, mg/L, 100.9694, 0.0305, 28 Aug 2008  03:40:54, 1.00
L71134-08, B 249.677 r, 0.0369, 101.0000, mg/L, 2.0718, 0.0008, 28 Aug 2008  03:40:54, 9.99995
L71134-08, Ba 493.409 r, 0.4566, 101.0000, mg/L, 0.6303, 0.0029, 28 Aug 2008  03:40:54, 9.9999
L71134-08, Be 234.861 r, 0.0021, 101.0000, mg/L, 1.0491, 0.0000, 28 Aug 2008  03:40:54, 9.9999
L71134-08, Bi 223.061 r, -0.6053, 101.0000, mg/L, -0.1444, 0.0009, 28 Aug 2008  03:40:54, 9.99
L71134-08, Ca 315.887 r, 108.9646, 101.0000, mg/L, 0.5774, 0.6292, 28 Aug 2008  03:40:54, 9.99
L71134-08, Cd 214.441 r, -0.0081, 101.0000, mg/L, -4.6670, 0.0004, 28 Aug 2008  03:40:54, 9.99
L71134-08, Co 228.615 r, 0.0531, 101.0000, mg/L, 1.6397, 0.0009, 28 Aug 2008  03:40:54, 9.9986
L71134-08, Cr 267.716 r, 0.0379, 101.0000, mg/L, 4.0963, 0.0016, 28 Aug 2008  03:40:54, 9.9998
L71134-08, Cr 205.552 r, 0.0557, 101.0000, mg/L, 0.8292, 0.0005, 28 Aug 2008  03:40:54, 9.9997
L71134-08, Cu 324.754 r, 1.8132, 101.0000, mg/L, 0.6555, 0.0119, 28 Aug 2008  03:40:54, 9.9999
L71134-08, Fe 240.489 r, 163.6313, 101.0000, mg/L, 0.5904, 0.9660, 28 Aug 2008  03:40:54, 9.99
L71134-08, Fe 259.940 r, 157.2248, 101.0000, mg/L, 0.2407, 0.3784, 28 Aug 2008  03:40:54, 9.99
L71134-08, Ga 294.364 r, 0.0888, 101.0000, mg/L, 16.6854, 0.0148, 28 Aug 2008  03:40:54, 9.999
L71134-08, K 766.491 r, 23.5161, 101.0000, mg/L, 0.4245, 0.0998, 28 Aug 2008  03:40:54, 1.0000
L71134-08, Li 670.784 r, 0.1078, 101.0000, mg/L, 0.1769, 0.0002, 28 Aug 2008  03:40:54, 9.9999
L71134-08, Mg 279.078 r, 49.6340, 101.0000, mg/L, 0.4209, 0.2089, 28 Aug 2008  03:40:54, 9.999
L71134-08, Mn 257.610 r, 2.4116, 101.0000, mg/L, 0.5946, 0.0143, 28 Aug 2008  03:40:54, 9.9998
L71134-08, Mo 202.030 r, 0.8555, 101.0000, mg/L, 0.2148, 0.0018, 28 Aug 2008  03:40:54, 9.9999
L71134-08, Na 330.237 r, 0.0274, 101.0000, mg/L, 2966.8183, 0.8136, 28 Aug 2008  03:40:54, 9.9
L71134-08, Na 589.592 r, 1.7058, 101.0000, mg/L, 0.5275, 0.0090, 28 Aug 2008  03:40:54, 1.0000
L71134-08, Ni 221.648 r, 0.2134, 101.0000, mg/L, 1.2738, 0.0027, 28 Aug 2008  03:40:54, 9.9986
L71134-08, Ni 231.604 r, 0.0167, 101.0000, mg/L, 11.6773, 0.0019, 28 Aug 2008  03:40:54, 9.999
L71134-08, Pb 220.353 r, 0.1266, 101.0000, mg/L, 12.9183, 0.0164, 28 Aug 2008  03:40:54, 9.999
L71134-08, Sb 206.833 r, -0.0094, 101.0000, mg/L, -102.0713, 0.0096, 28 Aug 2008  03:40:54, 9.
L71134-08, Sb 217.581 r, 0.0231, 101.0000, mg/L, 38.1698, 0.0088, 28 Aug 2008  03:40:54, 9.997
L71134-08, Sc 361.383 r, 0.0219, 101.0000, mg/L, 0.9885, 0.0002, 28 Aug 2008  03:40:54, 9.9996
L71134-08, Sc 357.253 r, 0.0240, 101.0000, mg/L, 1.6225, 0.0004, 28 Aug 2008  03:40:54, 9.9996
L71134-08, Se 196.090 r, 0.0192, 101.0000, mg/L, 119.9159, 0.0231, 28 Aug 2008  03:40:54, 9.99
L71134-08, Si 251.611 r, 13.2223, 101.0000, mg/L, 0.4803, 0.0635, 28 Aug 2008  03:40:54, 9.999
L71134-08, Sn 189.991 r, 0.0388, 101.0000, mg/L, 12.1004, 0.0047, 28 Aug 2008  03:40:54, 9.999
L71134-08, Sr 421.552 r, 0.3775, 101.0000, mg/L, 0.5168, 0.0020, 28 Aug 2008  03:40:54, 9.9991
L71134-08, Ti 337.280 r, 5.5069, 101.0000, mg/L, 0.5160, 0.0284, 28 Aug 2008  03:40:54, 9.9999
L71134-08, Ti 334.941 r, 5.3765, 101.0000, mg/L, 0.6786, 0.0365, 28 Aug 2008  03:40:54, 9.9999
L71134-08, Tl 190.864 r, 0.0348, 101.0000, mg/L, 21.4637, 0.0075, 28 Aug 2008  03:40:54, 1.000
L71134-08, V 292.401 r, 0.2972, 101.0000, mg/L, 0.6205, 0.0018, 28 Aug 2008  03:40:54, 1.00000
L71134-08, Zn 213.856 r, 0.4219, 101.0000, mg/L, 0.8561, 0.0036, 28 Aug 2008  03:40:54, 9.9997
L71134-08, Zn 206.200 r, 0.4183, 101.0000, mg/L, 1.2137, 0.0051, 28 Aug 2008  03:40:54, 9.9979
L71134-08, Y 371.030 r, 1.0561, 101.0000, mg/L, 0.0408, 0.0004, 28 Aug 2008  03:40:54, 0.00000
L71134-09, Ag 328.068 r, 0.0151, 101.0000, mg/L, 16.1246, 0.0024, 28 Aug 2008  03:44:20, 1.000
L71134-09, Al 396.152 r, 75.9371, 101.0000, mg/L, 0.6934, 0.5266, 28 Aug 2008  03:44:20, 9.999
L71134-09, As 189.042 r, 0.0499, 101.0000, mg/L, 35.9501, 0.0179, 28 Aug 2008  03:44:20, 1.000
L71134-09, B 249.677 r, 0.0399, 101.0000, mg/L, 3.3202, 0.0013, 28 Aug 2008  03:44:20, 9.99995
L71134-09, Ba 493.409 r, 0.4142, 101.0000, mg/L, 0.7196, 0.0030, 28 Aug 2008  03:44:20, 9.9999
L71134-09, Be 234.861 r, 0.0018, 101.0000, mg/L, 2.3895, 0.0000, 28 Aug 2008  03:44:20, 9.9999
L71134-09, Bi 223.061 r, -0.5998, 101.0000, mg/L, -0.2320, 0.0014, 28 Aug 2008  03:44:20, 9.99
L71134-09, Ca 315.887 r, 111.5406, 101.0000, mg/L, 0.0092, 0.0103, 28 Aug 2008  03:44:20, 9.99
L71134-09, Cd 214.441 r, -0.0084, 101.0000, mg/L, -5.3335, 0.0004, 28 Aug 2008  03:44:20, 9.99
L71134-09, Co 228.615 r, 0.0472, 101.0000, mg/L, 1.0036, 0.0005, 28 Aug 2008  03:44:20, 9.9986
L71134-09, Cr 267.716 r, 0.0396, 101.0000, mg/L, 3.7639, 0.0015, 28 Aug 2008  03:44:20, 9.9998
```

```
L71134-09, Cr 205.552 r, 0.0554, 101.0000, mg/L, 1.6894, 0.0009, 28 Aug 2008  03:44:20, 9.9997
L71134-09, Cu 324.754 r, 1.7912, 101.0000, mg/L, 0.4362, 0.0078, 28 Aug 2008  03:44:20, 9.9999
L71134-09, Fe 240.489 r, 165.5623, 101.0000, mg/L, 0.6323, 1.0468, 28 Aug 2008  03:44:20, 9.99
L71134-09, Fe 259.940 r, 158.3704, 101.0000, mg/L, 0.4168, 0.6601, 28 Aug 2008  03:44:20, 9.99
L71134-09, Ga 294.364 r, 0.0792, 101.0000, mg/L, 14.6259, 0.0116, 28 Aug 2008  03:44:20, 9.999
L71134-09, K 766.491 r, 23.5774, 101.0000, mg/L, 0.5580, 0.1316, 28 Aug 2008  03:44:20, 1.0000
L71134-09, Li 670.784 r, 0.1021, 101.0000, mg/L, 0.3494, 0.0004, 28 Aug 2008  03:44:20, 9.9999
L71134-09, Mg 279.078 r, 49.1426, 101.0000, mg/L, 0.3353, 0.1648, 28 Aug 2008  03:44:20, 9.999
L71134-09, Mn 257.610 r, 2.3656, 101.0000, mg/L, 0.4640, 0.0110, 28 Aug 2008  03:44:20, 9.9998
L71134-09, Mo 202.030 r, 0.6533, 101.0000, mg/L, 1.3385, 0.0087, 28 Aug 2008  03:44:20, 9.9999
L71134-09, Na 330.237 r, 0.0220, 101.0000, mg/L, 960.8119, 0.2111, 28 Aug 2008  03:44:20, 9.95
L71134-09, Na 589.592 r, 1.6200, 101.0000, mg/L, 0.5992, 0.0097, 28 Aug 2008  03:44:20, 1.0000
L71134-09, Ni 221.648 r, 0.1949, 101.0000, mg/L, 1.0174, 0.0020, 28 Aug 2008  03:44:20, 9.9986
L71134-09, Ni 231.604 r, 0.0139, 101.0000, mg/L, 21.8530, 0.0030, 28 Aug 2008  03:44:20, 9.999
L71134-09, Pb 220.353 r, 0.1285, 101.0000, mg/L, 10.7930, 0.0139, 28 Aug 2008  03:44:20, 9.999
L71134-09, Sb 206.833 r, -0.0082, 101.0000, mg/L, -157.7296, 0.0129, 28 Aug 2008  03:44:20, 9.
L71134-09, Sb 217.581 r, 0.0243, 101.0000, mg/L, 45.9150, 0.0112, 28 Aug 2008  03:44:20, 9.997
L71134-09, Sc 361.383 r, 0.0218, 101.0000, mg/L, 0.0554, 0.0000, 28 Aug 2008  03:44:20, 9.9996
L71134-09, Sc 357.253 r, 0.0246, 101.0000, mg/L, 3.4503, 0.0008, 28 Aug 2008  03:44:20, 9.9996
L71134-09, Se 196.090 r, 0.0273, 101.0000, mg/L, 41.0017, 0.0112, 28 Aug 2008  03:44:20, 9.999
L71134-09, Si 251.611 r, 12.0980, 101.0000, mg/L, 0.2561, 0.0310, 28 Aug 2008  03:44:20, 9.999
L71134-09, Sn 189.991 r, 0.0324, 101.0000, mg/L, 8.2463, 0.0027, 28 Aug 2008  03:44:20, 9.9998
L71134-09, Sr 421.552 r, 0.4430, 101.0000, mg/L, 0.6711, 0.0030, 28 Aug 2008  03:44:20, 9.9991
L71134-09, Ti 337.280 r, 5.4836, 101.0000, mg/L, 0.4467, 0.0245, 28 Aug 2008  03:44:20, 9.9999
L71134-09, Ti 334.941 r, 5.3746, 101.0000, mg/L, 0.4569, 0.0246, 28 Aug 2008  03:44:20, 9.9999
L71134-09, Tl 190.864 r, 0.0318, 101.0000, mg/L, 3.5530, 0.0011, 28 Aug 2008  03:44:20, 1.0000
L71134-09, V 292.401 r, 0.3042, 101.0000, mg/L, 0.6861, 0.0021, 28 Aug 2008  03:44:20, 1.00000
L71134-09, Zn 213.856 r, 0.4149, 101.0000, mg/L, 0.2798, 0.0012, 28 Aug 2008  03:44:20, 9.9997
L71134-09, Zn 206.200 r, 0.4103, 101.0000, mg/L, 0.5239, 0.0021, 28 Aug 2008  03:44:20, 9.9979
L71134-09, Y 371.030 r, 1.0589, 101.0000, mg/L, 0.1814, 0.0019, 28 Aug 2008  03:44:20, 0.00000
L71134-10, Ag 328.068 r, 0.0120, 101.0000, mg/L, 1.9016, 0.0002, 28 Aug 2008  03:47:46, 1.0000
L71134-10, Al 396.152 r, 68.7516, 101.0000, mg/L, 0.6039, 0.4152, 28 Aug 2008  03:47:46, 9.999
L71134-10, As 189.042 r, 0.0337, 101.0000, mg/L, 3.9984, 0.0013, 28 Aug 2008  03:47:46, 1.0000
L71134-10, B 249.677 r, 0.0361, 101.0000, mg/L, 10.6486, 0.0038, 28 Aug 2008  03:47:46, 9.9999
L71134-10, Ba 493.409 r, 0.4854, 101.0000, mg/L, 0.9677, 0.0047, 28 Aug 2008  03:47:46, 9.9999
L71134-10, Be 234.861 r, 0.0019, 101.0000, mg/L, 1.5217, 0.0000, 28 Aug 2008  03:47:46, 9.9999
L71134-10, Bi 223.061 r, -0.3896, 101.0000, mg/L, -1.4116, 0.0055, 28 Aug 2008  03:47:46, 9.99
L71134-10, Ca 315.887 r, 112.2333, 101.0000, mg/L, 0.2835, 0.3182, 28 Aug 2008  03:47:46, 9.99
L71134-10, Cd 214.441 r, -0.0077, 101.0000, mg/L, -4.0604, 0.0003, 28 Aug 2008  03:47:46, 9.99
L71134-10, Co 228.615 r, 0.0462, 101.0000, mg/L, 1.3828, 0.0006, 28 Aug 2008  03:47:46, 9.9986
L71134-10, Cr 267.716 r, 0.0242, 101.0000, mg/L, 0.8024, 0.0002, 28 Aug 2008  03:47:46, 9.9998
L71134-10, Cr 205.552 r, 0.0369, 101.0000, mg/L, 4.8799, 0.0018, 28 Aug 2008  03:47:46, 9.9997
L71134-10, Cu 324.754 r, 1.3517, 101.0000, mg/L, 0.9810, 0.0133, 28 Aug 2008  03:47:46, 9.9999
L71134-10, Fe 240.489 r, 129.4915, 101.0000, mg/L, 0.2494, 0.3230, 28 Aug 2008  03:47:46, 9.99
L71134-10, Fe 259.940 r, 125.4415, 101.0000, mg/L, 0.1609, 0.2019, 28 Aug 2008  03:47:46, 9.99
L71134-10, Ga 294.364 r, 0.0434, 101.0000, mg/L, 46.8367, 0.0203, 28 Aug 2008  03:47:46, 9.999
L71134-10, K 766.491 r, 17.7094, 101.0000, mg/L, 6.1878, 1.0958, 28 Aug 2008  03:47:46, 1.0000
L71134-10, Li 670.784 r, 0.1202, 101.0000, mg/L, 5.5008, 0.0066, 28 Aug 2008  03:47:46, 9.9999
L71134-10, Mg 279.078 r, 42.9619, 101.0000, mg/L, 0.0324, 0.0139, 28 Aug 2008  03:47:46, 9.999
L71134-10, Mn 257.610 r, 2.2832, 101.0000, mg/L, 0.5237, 0.0120, 28 Aug 2008  03:47:46, 9.9998
L71134-10, Mo 202.030 r, 0.3300, 101.0000, mg/L, 0.2402, 0.0008, 28 Aug 2008  03:47:46, 9.9999
L71134-10, Na 330.237 r, -1.4124, 101.0000, mg/L, -9.4887, 0.1340, 28 Aug 2008  03:47:46, 9.95
L71134-10, Na 589.592 r, 1.4562, 101.0000, mg/L, 41.7845, 0.6085, 28 Aug 2008  03:47:46, 1.000
L71134-10, Ni 221.648 r, 0.1946, 101.0000, mg/L, 1.1728, 0.0023, 28 Aug 2008  03:47:46, 9.9986
L71134-10, Ni 231.604 r, 0.0187, 101.0000, mg/L, 4.7897, 0.0009, 28 Aug 2008  03:47:46, 9.9993
L71134-10, Pb 220.353 r, 0.0541, 101.0000, mg/L, 15.0506, 0.0081, 28 Aug 2008  03:47:46, 9.999
L71134-10, Sb 206.833 r, 0.0016, 101.0000, mg/L, 517.0821, 0.0084, 28 Aug 2008  03:47:46, 9.99
L71134-10, Sb 217.581 r, 0.0315, 101.0000, mg/L, 56.4476, 0.0178, 28 Aug 2008  03:47:46, 9.997
L71134-10, Sc 361.383 r, 0.0130, 101.0000, mg/L, 1.3370, 0.0002, 28 Aug 2008  03:47:46, 9.9996
L71134-10, Sc 357.253 r, 0.0154, 101.0000, mg/L, 3.2779, 0.0005, 28 Aug 2008  03:47:46, 9.9996
```

L71134-10, Se 196.090 r, -0.0266, 101.0000, mg/L, -74.9174, 0.0199, 28 Aug 2008 03:47:46, 9.9
L71134-10, Si 251.611 r, 12.1656, 101.0000, mg/L, 0.5035, 0.0612, 28 Aug 2008 03:47:46, 9.999
L71134-10, Sn 189.991 r, 0.0286, 101.0000, mg/L, 8.9214, 0.0026, 28 Aug 2008 03:47:46, 9.9998
L71134-10, Sr 421.552 r, 0.3322, 101.0000, mg/L, 1.1104, 0.0037, 28 Aug 2008 03:47:46, 9.9991
L71134-10, Ti 337.280 r, 3.8850, 101.0000, mg/L, 0.6164, 0.0239, 28 Aug 2008 03:47:46, 9.9999
L71134-10, Ti 334.941 r, 3.7989, 101.0000, mg/L, 0.3625, 0.0138, 28 Aug 2008 03:47:46, 9.9999
L71134-10, Tl 190.864 r, 0.0452, 101.0000, mg/L, 2.4539, 0.0011, 28 Aug 2008 03:47:46, 1.0000
L71134-10, V 292.401 r, 0.2451, 101.0000, mg/L, 0.6711, 0.0016, 28 Aug 2008 03:47:46, 1.00000
L71134-10, Zn 213.856 r, 0.3586, 101.0000, mg/L, 0.6055, 0.0022, 28 Aug 2008 03:47:46, 9.9997
L71134-10, Zn 206.200 r, 0.3523, 101.0000, mg/L, 0.0208, 0.0001, 28 Aug 2008 03:47:46, 9.9979
L71134-10, Y 371.030 r, 1.0458, 101.0000, mg/L, 0.1594, 0.0017, 28 Aug 2008 03:47:46, 0.00000
L71134-11, Ag 328.068 r, 0.0099, 101.0000, mg/L, 5.7956, 0.0006, 28 Aug 2008 03:51:13, 1.0000
L71134-11, Al 396.152 r, 72.5517, 101.0000, mg/L, 0.5605, 0.4067, 28 Aug 2008 03:51:13, 9.999
L71134-11, As 189.042 r, 0.0341, 101.0000, mg/L, 24.4909, 0.0084, 28 Aug 2008 03:51:13, 1.000
L71134-11, B 249.677 r, 0.0333, 101.0000, mg/L, 5.6876, 0.0019, 28 Aug 2008 03:51:13, 9.99995
L71134-11, Ba 493.409 r, 0.5032, 101.0000, mg/L, 0.6697, 0.0034, 28 Aug 2008 03:51:13, 9.9999
L71134-11, Be 234.861 r, 0.0031, 101.0000, mg/L, 2.4622, 0.0001, 28 Aug 2008 03:51:13, 9.9999
L71134-11, Bi 223.061 r, -0.3938, 101.0000, mg/L, -3.3098, 0.0130, 28 Aug 2008 03:51:13, 9.99
L71134-11, Ca 315.887 r, 84.7308, 101.0000, mg/L, 0.1550, 0.1314, 28 Aug 2008 03:51:13, 9.999
L71134-11, Cd 214.441 r, -0.0067, 101.0000, mg/L, -5.1966, 0.0004, 28 Aug 2008 03:51:13, 9.99
L71134-11, Co 228.615 r, 0.0530, 101.0000, mg/L, 2.1148, 0.0011, 28 Aug 2008 03:51:13, 9.9986
L71134-11, Cr 267.716 r, 0.0231, 101.0000, mg/L, 3.6002, 0.0008, 28 Aug 2008 03:51:13, 9.9998
L71134-11, Cr 205.552 r, 0.0341, 101.0000, mg/L, 2.5372, 0.0009, 28 Aug 2008 03:51:13, 9.9997
L71134-11, Cu 324.754 r, 4.6133, 101.0000, mg/L, 0.4960, 0.0229, 28 Aug 2008 03:51:13, 9.9999
L71134-11, Fe 240.489 r, 129.4693, 101.0000, mg/L, 0.4353, 0.5636, 28 Aug 2008 03:51:13, 9.99
L71134-11, Fe 259.940 r, 125.3551, 101.0000, mg/L, 0.4597, 0.5763, 28 Aug 2008 03:51:13, 9.99
L71134-11, Ga 294.364 r, 0.0598, 101.0000, mg/L, 8.2697, 0.0049, 28 Aug 2008 03:51:13, 9.9999
L71134-11, K 766.491 r, 17.0166, 101.0000, mg/L, 0.4482, 0.0763, 28 Aug 2008 03:51:13, 1.0000
L71134-11, Li 670.784 r, 0.1377, 101.0000, mg/L, 1.1907, 0.0016, 28 Aug 2008 03:51:13, 9.9999
L71134-11, Mg 279.078 r, 41.4318, 101.0000, mg/L, 0.3102, 0.1285, 28 Aug 2008 03:51:13, 9.999
L71134-11, Mn 257.610 r, 2.0464, 101.0000, mg/L, 0.4064, 0.0083, 28 Aug 2008 03:51:13, 9.9998
L71134-11, Mo 202.030 r, 1.2426, 101.0000, mg/L, 1.1534, 0.0143, 28 Aug 2008 03:51:13, 9.9999
L71134-11, Na 330.237 r, -1.9590, 101.0000, mg/L, -18.8058, 0.3684, 28 Aug 2008 03:51:13, 9.9
L71134-11, Na 589.592 r, 1.2988, 101.0000, mg/L, 2.1579, 0.0280, 28 Aug 2008 03:51:13, 1.0000
L71134-11, Ni 221.648 r, 0.2080, 101.0000, mg/L, 0.6364, 0.0013, 28 Aug 2008 03:51:13, 9.9986
L71134-11, Ni 231.604 r, 0.0231, 101.0000, mg/L, 1.4004, 0.0003, 28 Aug 2008 03:51:13, 9.9993
L71134-11, Pb 220.353 r, 0.0622, 101.0000, mg/L, 1.1343, 0.0007, 28 Aug 2008 03:51:13, 9.9992
L71134-11, Sb 206.833 r, -0.0183, 101.0000, mg/L, -27.2581, 0.0050, 28 Aug 2008 03:51:13, 9.9
L71134-11, Sb 217.581 r, 0.0027, 101.0000, mg/L, 43.4442, 0.0012, 28 Aug 2008 03:51:13, 9.997
L71134-11, Sc 361.383 r, 0.0164, 101.0000, mg/L, 0.8825, 0.0001, 28 Aug 2008 03:51:13, 9.9996
L71134-11, Sc 357.253 r, 0.0187, 101.0000, mg/L, 2.5559, 0.0005, 28 Aug 2008 03:51:13, 9.9996
L71134-11, Se 196.090 r, 0.0179, 101.0000, mg/L, 6.1935, 0.0011, 28 Aug 2008 03:51:13, 9.9999
L71134-11, Si 251.611 r, 12.4361, 101.0000, mg/L, 0.4799, 0.0597, 28 Aug 2008 03:51:13, 9.999
L71134-11, Sn 189.991 r, 0.0315, 101.0000, mg/L, 4.8359, 0.0015, 28 Aug 2008 03:51:13, 9.9998
L71134-11, Sr 421.552 r, 0.2620, 101.0000, mg/L, 0.7326, 0.0019, 28 Aug 2008 03:51:13, 9.9991
L71134-11, Ti 337.280 r, 3.5637, 101.0000, mg/L, 0.5659, 0.0202, 28 Aug 2008 03:51:13, 9.9999
L71134-11, Ti 334.941 r, 3.4908, 101.0000, mg/L, 0.5097, 0.0178, 28 Aug 2008 03:51:13, 9.9999
L71134-11, Tl 190.864 r, 0.0325, 101.0000, mg/L, 9.9354, 0.0032, 28 Aug 2008 03:51:13, 1.0000
L71134-11, V 292.401 r, 0.2046, 101.0000, mg/L, 0.4294, 0.0009, 28 Aug 2008 03:51:13, 1.00000
L71134-11, Zn 213.856 r, 0.4725, 101.0000, mg/L, 0.2711, 0.0013, 28 Aug 2008 03:51:13, 9.9997
L71134-11, Zn 206.200 r, 0.4679, 101.0000, mg/L, 0.0343, 0.0002, 28 Aug 2008 03:51:13, 9.9979
L71134-11, Y 371.030 r, 1.0529, 101.0000, mg/L, 0.2539, 0.0027, 28 Aug 2008 03:51:13, 0.00000
L71134-12, Ag 328.068 r, 0.0147, 100.0000, mg/L, 6.7587, 0.0010, 28 Aug 2008 03:54:39, 1.0000
L71134-12, Al 396.152 r, 81.5852, 100.0000, mg/L, 0.9095, 0.7420, 28 Aug 2008 03:54:39, 9.999
L71134-12, As 189.042 r, 0.0216, 100.0000, mg/L, 27.3067, 0.0059, 28 Aug 2008 03:54:39, 1.000
L71134-12, B 249.677 r, 0.0416, 100.0000, mg/L, 0.1230, 0.0001, 28 Aug 2008 03:54:39, 9.99995
L71134-12, Ba 493.409 r, 0.5683, 100.0000, mg/L, 0.5086, 0.0029, 28 Aug 2008 03:54:39, 9.9999
L71134-12, Be 234.861 r, 0.0025, 100.0000, mg/L, 1.3706, 0.0000, 28 Aug 2008 03:54:39, 9.9999
L71134-12, Bi 223.061 r, -0.5943, 100.0000, mg/L, -0.6674, 0.0040, 28 Aug 2008 03:54:39, 9.99
L71134-12, Ca 315.887 r, 112.9994, 100.0000, mg/L, 0.6130, 0.6927, 28 Aug 2008 03:54:39, 9.99

```
L71134-12, Cd 214.441 r, -0.0066, 100.0000, mg/L, -2.1654, 0.0001, 28 Aug 2008  03:54:39, 9.99
L71134-12, Co 228.615 r, 0.0609, 100.0000, mg/L, 0.2147, 0.0001, 28 Aug 2008  03:54:39, 9.9986
L71134-12, Cr 267.716 r, 0.0157, 100.0000, mg/L, 15.4099, 0.0024, 28 Aug 2008  03:54:39, 9.999
L71134-12, Cr 205.552 r, 0.0334, 100.0000, mg/L, 0.0288, 0.0000, 28 Aug 2008  03:54:39, 9.9997
L71134-12, Cu 324.754 r, 2.5437, 100.0000, mg/L, 0.5770, 0.0147, 28 Aug 2008  03:54:39, 9.9999
L71134-12, Fe 240.489 r, 171.8457, 100.0000, mg/L, 0.1396, 0.2399, 28 Aug 2008  03:54:39, 9.99
L71134-12, Fe 259.940 r, 164.3419, 100.0000, mg/L, 0.6458, 1.0614, 28 Aug 2008  03:54:39, 9.99
L71134-12, Ga 294.364 r, 0.0803, 100.0000, mg/L, 5.0288, 0.0040, 28 Aug 2008  03:54:39, 9.9999
L71134-12, K 766.491 r, 24.3447, 100.0000, mg/L, 0.3318, 0.0808, 28 Aug 2008  03:54:39, 1.0000
L71134-12, Li 670.784 r, 0.1383, 100.0000, mg/L, 1.1471, 0.0016, 28 Aug 2008  03:54:39, 9.9999
L71134-12, Mg 279.078 r, 58.9505, 100.0000, mg/L, 0.5076, 0.2993, 28 Aug 2008  03:54:39, 9.999
L71134-12, Mn 257.610 r, 3.6813, 100.0000, mg/L, 0.4525, 0.0167, 28 Aug 2008  03:54:39, 9.9998
L71134-12, Mo 202.030 r, 0.6732, 100.0000, mg/L, 0.0130, 0.0001, 28 Aug 2008  03:54:39, 9.9999
L71134-12, Na 330.237 r, -1.4348, 100.0000, mg/L, -18.4360, 0.2645, 28 Aug 2008  03:54:39, 9.9
L71134-12, Na 589.592 r, 1.0164, 100.0000, mg/L, 0.0452, 0.0005, 28 Aug 2008  03:54:39, 1.0000
L71134-12, Ni 221.648 r, 0.2186, 100.0000, mg/L, 0.2120, 0.0005, 28 Aug 2008  03:54:39, 9.9986
L71134-12, Ni 231.604 r, 0.0175, 100.0000, mg/L, 1.8612, 0.0003, 28 Aug 2008  03:54:39, 9.9993
L71134-12, Pb 220.353 r, 0.0977, 100.0000, mg/L, 4.3980, 0.0043, 28 Aug 2008  03:54:39, 9.9992
L71134-12, Sb 206.833 r, -0.0015, 100.0000, mg/L, -66.6744, 0.0010, 28 Aug 2008  03:54:39, 9.9
L71134-12, Sb 217.581 r, -0.0544, 100.0000, mg/L, -9.0037, 0.0049, 28 Aug 2008  03:54:39, 9.99
L71134-12, Sc 361.383 r, 0.0249, 100.0000, mg/L, 0.9921, 0.0002, 28 Aug 2008  03:54:39, 9.9996
L71134-12, Sc 357.253 r, 0.0271, 100.0000, mg/L, 1.8226, 0.0005, 28 Aug 2008  03:54:39, 9.9996
L71134-12, Se 196.090 r, 0.0220, 100.0000, mg/L, 28.4584, 0.0063, 28 Aug 2008  03:54:39, 9.999
L71134-12, Si 251.611 r, 13.4667, 100.0000, mg/L, 0.4756, 0.0641, 28 Aug 2008  03:54:39, 9.999
L71134-12, Sn 189.991 r, 0.0405, 100.0000, mg/L, 4.4466, 0.0018, 28 Aug 2008  03:54:39, 9.9998
L71134-12, Sr 421.552 r, 0.4004, 100.0000, mg/L, 0.7657, 0.0031, 28 Aug 2008  03:54:39, 9.9991
L71134-12, Ti 337.280 r, 5.4798, 100.0000, mg/L, 0.6639, 0.0364, 28 Aug 2008  03:54:39, 9.9999
L71134-12, Ti 334.941 r, 5.3372, 100.0000, mg/L, 0.4779, 0.0255, 28 Aug 2008  03:54:39, 9.9999
L71134-12, Tl 190.864 r, 0.0362, 100.0000, mg/L, 11.1379, 0.0040, 28 Aug 2008  03:54:39, 1.000
L71134-12, V 292.401 r, 0.3214, 100.0000, mg/L, 0.5124, 0.0016, 28 Aug 2008  03:54:39, 1.00000
L71134-12, Zn 213.856 r, 0.8426, 100.0000, mg/L, 0.3194, 0.0027, 28 Aug 2008  03:54:39, 9.9997
L71134-12, Zn 206.200 r, 0.8601, 100.0000, mg/L, 0.4751, 0.0041, 28 Aug 2008  03:54:39, 9.9979
L71134-12, Y 371.030 r, 1.0620, 100.0000, mg/L, 0.2883, 0.0031, 28 Aug 2008  03:54:39, 0.00000
L71134-13, Ag 328.068 r, 0.0402, 101.0000, mg/L, 8.4600, 0.0034, 28 Aug 2008  03:58:05, 1.0000
L71134-13, Al 396.152 r, 65.6902, 101.0000, mg/L, 0.2587, 0.1699, 28 Aug 2008  03:58:05, 9.999
L71134-13, As 189.042 r, 0.2815, 101.0000, mg/L, 5.4155, 0.0152, 28 Aug 2008  03:58:05, 1.0000
L71134-13, B 249.677 r, 0.0576, 101.0000, mg/L, 6.9730, 0.0040, 28 Aug 2008  03:58:05, 9.99995
L71134-13, Ba 493.409 r, 0.5510, 101.0000, mg/L, 0.2937, 0.0016, 28 Aug 2008  03:58:05, 9.9999
L71134-13, Be 234.861 r, -0.0008, 101.0000, mg/L, -1.0577, 0.0000, 28 Aug 2008  03:58:05, 9.99
L71134-13, Bi 223.061 r, -0.4189, 101.0000, mg/L, -3.2734, 0.0137, 28 Aug 2008  03:58:05, 9.99
L71134-13, Ca 315.887 r, 104.5359, 101.0000, mg/L, 0.0923, 0.0965, 28 Aug 2008  03:58:05, 9.99
L71134-13, Cd 214.441 r, -0.0091, 101.0000, mg/L, -2.3256, 0.0002, 28 Aug 2008  03:58:05, 9.99
L71134-13, Co 228.615 r, 0.0434, 101.0000, mg/L, 0.9565, 0.0004, 28 Aug 2008  03:58:05, 9.9986
L71134-13, Cr 267.716 r, 0.0456, 101.0000, mg/L, 2.1297, 0.0010, 28 Aug 2008  03:58:05, 9.9998
L71134-13, Cr 205.552 r, 0.0743, 101.0000, mg/L, 0.7863, 0.0006, 28 Aug 2008  03:58:05, 9.9997
L71134-13, Cu 324.754 r, 20.1872, 101.0000, mg/L, 0.4384, 0.0885, 28 Aug 2008  03:58:05, 9.999
L71134-13, Fe 240.489 r, 263.8600, 101.0000, mg/L, 0.1517, 0.4002, 28 Aug 2008  03:58:05, 9.99
L71134-13, Fe 259.940 r, 244.8746, 101.0000, mg/L, 0.3565, 0.8729, 28 Aug 2008  03:58:05, 9.99
L71134-13, Ga 294.364 r, 0.1137, 101.0000, mg/L, 6.7425, 0.0077, 28 Aug 2008  03:58:05, 9.9999
L71134-13, K 766.491 r, 21.3864, 101.0000, mg/L, 0.6893, 0.1474, 28 Aug 2008  03:58:05, 1.0000
L71134-13, Li 670.784 r, 0.0888, 101.0000, mg/L, 0.8167, 0.0007, 28 Aug 2008  03:58:05, 9.9999
L71134-13, Mg 279.078 r, 32.5470, 101.0000, mg/L, 0.0847, 0.0276, 28 Aug 2008  03:58:05, 9.999
L71134-13, Mn 257.610 r, 1.6403, 101.0000, mg/L, 0.3335, 0.0055, 28 Aug 2008  03:58:05, 9.9998
L71134-13, Mo 202.030 r, 12.3169, 101.0000, mg/L, 0.4291, 0.0529, 28 Aug 2008  03:58:05, 9.999
L71134-13, Na 330.237 r, -0.2561, 101.0000, mg/L, -422.1861, 1.0812, 28 Aug 2008  03:58:05, 9.
L71134-13, Na 589.592 r, 2.8906, 101.0000, mg/L, 1.0616, 0.0307, 28 Aug 2008  03:58:05, 1.0000
L71134-13, Ni 221.648 r, 0.1947, 101.0000, mg/L, 1.9574, 0.0038, 28 Aug 2008  03:58:05, 9.9986
L71134-13, Ni 231.604 r, -0.0049, 101.0000, mg/L, -29.5772, 0.0014, 28 Aug 2008  03:58:05, 9.9
L71134-13, Pb 220.353 r, 0.6034, 101.0000, mg/L, 0.7916, 0.0048, 28 Aug 2008  03:58:05, 9.9992
L71134-13, Sb 206.833 r, -0.1504, 101.0000, mg/L, -5.8203, 0.0088, 28 Aug 2008  03:58:05, 9.99
```

```
L71134-13, Sb 217.581 r, -0.0070, 101.0000, mg/L, -135.1763, 0.0095, 28 Aug 2008  03:58:05, 9.
L71134-13, Sc 361.383 r, 0.0224, 101.0000, mg/L, 1.3191, 0.0003, 28 Aug 2008  03:58:05, 9.9996
L71134-13, Sc 357.253 r, 0.0237, 101.0000, mg/L, 1.3586, 0.0003, 28 Aug 2008  03:58:05, 9.9996
L71134-13, Se 196.090 r, 0.0535, 101.0000, mg/L, 33.3083, 0.0178, 28 Aug 2008  03:58:05, 9.999
L71134-13, Si 251.611 r, 12.3358, 101.0000, mg/L, 0.2562, 0.0316, 28 Aug 2008  03:58:05, 9.999
L71134-13, Sn 189.991 r, 0.0564, 101.0000, mg/L, 1.4346, 0.0008, 28 Aug 2008  03:58:05, 9.9998
L71134-13, Sr 421.552 r, 0.3847, 101.0000, mg/L, 0.3516, 0.0014, 28 Aug 2008  03:58:05, 9.9991
L71134-13, Ti 337.280 r, 4.3007, 101.0000, mg/L, 0.3735, 0.0161, 28 Aug 2008  03:58:05, 9.9999
L71134-13, Ti 334.941 r, 4.2009, 101.0000, mg/L, 0.2875, 0.0121, 28 Aug 2008  03:58:05, 9.9999
L71134-13, Tl 190.864 r, 0.0263, 101.0000, mg/L, 41.2010, 0.0108, 28 Aug 2008  03:58:05, 1.000
L71134-13, V 292.401 r, 0.1117, 101.0000, mg/L, 0.1963, 0.0002, 28 Aug 2008  03:58:05, 1.00000
L71134-13, Zn 213.856 r, 0.3863, 101.0000, mg/L, 0.0965, 0.0004, 28 Aug 2008  03:58:05, 9.9997
L71134-13, Zn 206.200 r, 0.3930, 101.0000, mg/L, 0.1720, 0.0007, 28 Aug 2008  03:58:05, 9.9979
L71134-13, Y 371.030 r, 1.0673, 101.0000, mg/L, 0.4590, 0.0049, 28 Aug 2008  03:58:05, 0.00000
L71134-14, Ag 328.068 r, 0.0440, 101.0000, mg/L, 0.9728, 0.0004, 28 Aug 2008  04:01:32, 1.0000
L71134-14, Al 396.152 r, 57.2323, 101.0000, mg/L, 0.0328, 0.0188, 28 Aug 2008  04:01:32, 9.999
L71134-14, As 189.042 r, 0.1107, 101.0000, mg/L, 36.6734, 0.0406, 28 Aug 2008  04:01:32, 1.000
L71134-14, B 249.677 r, 0.0566, 101.0000, mg/L, 0.4937, 0.0003, 28 Aug 2008  04:01:32, 9.99995
L71134-14, Ba 493.409 r, 0.4684, 101.0000, mg/L, 0.1713, 0.0008, 28 Aug 2008  04:01:32, 9.9999
L71134-14, Be 234.861 r, -0.0022, 101.0000, mg/L, -0.3602, 0.0000, 28 Aug 2008  04:01:32, 9.99
L71134-14, Bi 223.061 r, -0.7537, 101.0000, mg/L, -2.5061, 0.0189, 28 Aug 2008  04:01:32, 9.99
L71134-14, Ca 315.887 r, 96.5243, 101.0000, mg/L, 0.4345, 0.4194, 28 Aug 2008  04:01:32, 9.999
L71134-14, Cd 214.441 r, -0.0103, 101.0000, mg/L, -10.4079, 0.0011, 28 Aug 2008  04:01:32, 9.9
L71134-14, Co 228.615 r, 0.0488, 101.0000, mg/L, 1.2469, 0.0006, 28 Aug 2008  04:01:32, 9.9986
L71134-14, Cr 267.716 r, 0.0206, 101.0000, mg/L, 9.4000, 0.0019, 28 Aug 2008  04:01:32, 9.9998
L71134-14, Cr 205.552 r, 0.0533, 101.0000, mg/L, 0.6321, 0.0003, 28 Aug 2008  04:01:32, 9.9997
L71134-14, Cu 324.754 r, 17.7908, 101.0000, mg/L, 0.0333, 0.0059, 28 Aug 2008  04:01:32, 9.999
L71134-14, Fe 240.489 r, 299.0673, 101.0000, mg/L, 0.3388, 1.0133, 28 Aug 2008  04:01:32, 9.99
L71134-14, Fe 259.940 r, 273.8542, 101.0000, mg/L, 0.2896, 0.7930, 28 Aug 2008  04:01:32, 9.99
L71134-14, Ga 294.364 r, 0.0674, 101.0000, mg/L, 11.5337, 0.0078, 28 Aug 2008  04:01:32, 9.999
L71134-14, K 766.491 r, 29.1743, 101.0000, mg/L, 0.0952, 0.0278, 28 Aug 2008  04:01:32, 1.0000
L71134-14, Li 670.784 r, 0.0959, 101.0000, mg/L, 0.1486, 0.0001, 28 Aug 2008  04:01:32, 9.9999
L71134-14, Mg 279.078 r, 37.8508, 101.0000, mg/L, 0.5534, 0.2095, 28 Aug 2008  04:01:32, 9.999
L71134-14, Mn 257.610 r, 1.8780, 101.0000, mg/L, 0.1024, 0.0019, 28 Aug 2008  04:01:32, 9.9998
L71134-14, Mo 202.030 r, 3.1221, 101.0000, mg/L, 0.3117, 0.0097, 28 Aug 2008  04:01:32, 9.9999
L71134-14, Na 330.237 r, 3.4011, 101.0000, mg/L, 2.8611, 0.0973, 28 Aug 2008  04:01:32, 9.9572
L71134-14, Na 589.592 r, 8.0411, 101.0000, mg/L, 0.1070, 0.0086, 28 Aug 2008  04:01:32, 1.0000
L71134-14, Ni 221.648 r, 0.1825, 101.0000, mg/L, 0.7087, 0.0013, 28 Aug 2008  04:01:32, 9.9986
L71134-14, Ni 231.604 r, -0.0006, 101.0000, mg/L, -353.8221, 0.0021, 28 Aug 2008  04:01:32, 9.
L71134-14, Pb 220.353 r, 1.4804, 101.0000, mg/L, 0.0180, 0.0003, 28 Aug 2008  04:01:32, 9.9992
L71134-14, Sb 206.833 r, -0.0433, 101.0000, mg/L, -0.4560, 0.0002, 28 Aug 2008  04:01:32, 9.99
L71134-14, Sb 217.581 r, 0.0395, 101.0000, mg/L, 29.2212, 0.0115, 28 Aug 2008  04:01:32, 9.997
L71134-14, Sc 361.383 r, 0.0205, 101.0000, mg/L, 0.2871, 0.0001, 28 Aug 2008  04:01:32, 9.9996
L71134-14, Sc 357.253 r, 0.0229, 101.0000, mg/L, 2.4998, 0.0006, 28 Aug 2008  04:01:32, 9.9996
L71134-14, Se 196.090 r, 0.0474, 101.0000, mg/L, 75.7984, 0.0360, 28 Aug 2008  04:01:32, 9.999
L71134-14, Si 251.611 r, 11.4558, 101.0000, mg/L, 0.1383, 0.0158, 28 Aug 2008  04:01:32, 9.999
L71134-14, Sn 189.991 r, 0.0667, 101.0000, mg/L, 5.8004, 0.0039, 28 Aug 2008  04:01:32, 9.9998
L71134-14, Sr 421.552 r, 0.4437, 101.0000, mg/L, 0.0931, 0.0004, 28 Aug 2008  04:01:32, 9.9991
L71134-14, Ti 337.280 r, 7.4221, 101.0000, mg/L, 0.0767, 0.0057, 28 Aug 2008  04:01:32, 9.9999
L71134-14, Ti 334.941 r, 7.2619, 101.0000, mg/L, 0.2135, 0.0155, 28 Aug 2008  04:01:32, 9.9999
L71134-14, Tl 190.864 r, 0.0488, 101.0000, mg/L, 25.6871, 0.0125, 28 Aug 2008  04:01:32, 1.000
L71134-14, V 292.401 r, 0.3144, 101.0000, mg/L, 0.3277, 0.0010, 28 Aug 2008  04:01:32, 1.00000
L71134-14, Zn 213.856 r, 0.3901, 101.0000, mg/L, 0.3156, 0.0012, 28 Aug 2008  04:01:32, 9.9997
L71134-14, Zn 206.200 r, 0.3985, 101.0000, mg/L, 0.8882, 0.0035, 28 Aug 2008  04:01:32, 9.9979
L71134-14, Y 371.030 r, 1.0656, 101.0000, mg/L, 0.5604, 0.0060, 28 Aug 2008  04:01:32, 0.00000
L71134-15, Ag 328.068 r, 0.0326, 101.0000, mg/L, 0.8885, 0.0003, 28 Aug 2008  04:04:59, 1.0000
L71134-15, Al 396.152 r, 58.1231, 101.0000, mg/L, 0.5634, 0.3275, 28 Aug 2008  04:04:59, 9.999
L71134-15, As 189.042 r, 0.1118, 101.0000, mg/L, 18.0139, 0.0201, 28 Aug 2008  04:04:59, 1.000
L71134-15, B 249.677 r, 0.0563, 101.0000, mg/L, 5.0943, 0.0029, 28 Aug 2008  04:04:59, 9.99995
L71134-15, Ba 493.409 r, 0.6886, 101.0000, mg/L, 0.6867, 0.0047, 28 Aug 2008  04:04:59, 9.9999
```

```
L71134-15, Be 234.861 r, -0.0022, 101.0000, mg/L, -6.6746, 0.0001, 28 Aug 2008  04:04:59, 9.99
L71134-15, Bi 223.061 r, -0.7504, 101.0000, mg/L, -1.2524, 0.0094, 28 Aug 2008  04:04:59, 9.99
L71134-15, Ca 315.887 r, 95.4657, 101.0000, mg/L, 0.0078, 0.0074, 28 Aug 2008  04:04:59, 9.999
L71134-15, Cd 214.441 r, -0.0091, 101.0000, mg/L, -1.1533, 0.0001, 28 Aug 2008  04:04:59, 9.99
L71134-15, Co 228.615 r, 0.0523, 101.0000, mg/L, 2.8452, 0.0015, 28 Aug 2008  04:04:59, 9.9986
L71134-15, Cr 267.716 r, 0.0312, 101.0000, mg/L, 1.8947, 0.0006, 28 Aug 2008  04:04:59, 9.9998
L71134-15, Cr 205.552 r, 0.0622, 101.0000, mg/L, 2.5128, 0.0016, 28 Aug 2008  04:04:59, 9.9997
L71134-15, Cu 324.754 r, 14.1734, 101.0000, mg/L, 0.5394, 0.0764, 28 Aug 2008  04:04:59, 9.999
L71134-15, Fe 240.489 r, 295.8093, 101.0000, mg/L, 0.2417, 0.7150, 28 Aug 2008  04:04:59, 9.99
L71134-15, Fe 259.940 r, 272.1190, 101.0000, mg/L, 0.2093, 0.5695, 28 Aug 2008  04:04:59, 9.99
L71134-15, Ga 294.364 r, 0.0743, 101.0000, mg/L, 0.9591, 0.0007, 28 Aug 2008  04:04:59, 9.9999
L71134-15, K 766.491 r, 28.7030, 101.0000, mg/L, 0.0491, 0.0141, 28 Aug 2008  04:04:59, 1.0000
L71134-15, Li 670.784 r, 0.0979, 101.0000, mg/L, 0.7509, 0.0007, 28 Aug 2008  04:04:59, 9.9999
L71134-15, Mg 279.078 r, 37.1158, 101.0000, mg/L, 0.2186, 0.0811, 28 Aug 2008  04:04:59, 9.999
L71134-15, Mn 257.610 r, 1.9102, 101.0000, mg/L, 0.1336, 0.0026, 28 Aug 2008  04:04:59, 9.9998
L71134-15, Mo 202.030 r, 3.3905, 101.0000, mg/L, 0.3915, 0.0133, 28 Aug 2008  04:04:59, 9.9999
L71134-15, Na 330.237 r, 4.1289, 101.0000, mg/L, 18.3646, 0.7583, 28 Aug 2008  04:04:59, 9.957
L71134-15, Na 589.592 r, 7.6655, 101.0000, mg/L, 0.0899, 0.0069, 28 Aug 2008  04:04:59, 1.0000
L71134-15, Ni 221.648 r, 0.1954, 101.0000, mg/L, 1.7261, 0.0034, 28 Aug 2008  04:04:59, 9.9986
L71134-15, Ni 231.604 r, 0.0024, 101.0000, mg/L, 199.5455, 0.0048, 28 Aug 2008  04:04:59, 9.99
L71134-15, Pb 220.353 r, 0.5256, 101.0000, mg/L, 1.9799, 0.0104, 28 Aug 2008  04:04:59, 9.9992
L71134-15, Sb 206.833 r, -0.0260, 101.0000, mg/L, -32.8656, 0.0086, 28 Aug 2008  04:04:59, 9.9
L71134-15, Sb 217.581 r, 0.0495, 101.0000, mg/L, 15.1351, 0.0075, 28 Aug 2008  04:04:59, 9.997
L71134-15, Sc 361.383 r, 0.0192, 101.0000, mg/L, 1.2934, 0.0002, 28 Aug 2008  04:04:59, 9.9996
L71134-15, Sc 357.253 r, 0.0221, 101.0000, mg/L, 0.5729, 0.0001, 28 Aug 2008  04:04:59, 9.9996
L71134-15, Se 196.090 r, 0.0359, 101.0000, mg/L, 9.6616, 0.0035, 28 Aug 2008  04:04:59, 9.9999
L71134-15, Si 251.611 r, 12.1954, 101.0000, mg/L, 0.2776, 0.0339, 28 Aug 2008  04:04:59, 9.999
L71134-15, Sn 189.991 r, 0.0593, 101.0000, mg/L, 9.1376, 0.0054, 28 Aug 2008  04:04:59, 9.9998
L71134-15, Sr 421.552 r, 0.4578, 101.0000, mg/L, 0.4054, 0.0019, 28 Aug 2008  04:04:59, 9.9991
L71134-15, Ti 337.280 r, 6.8246, 101.0000, mg/L, 0.3977, 0.0271, 28 Aug 2008  04:04:59, 9.9999
L71134-15, Ti 334.941 r, 6.6575, 101.0000, mg/L, 0.3836, 0.0255, 28 Aug 2008  04:04:59, 9.9999
L71134-15, Tl 190.864 r, 0.0450, 101.0000, mg/L, 0.5288, 0.0002, 28 Aug 2008  04:04:59, 1.0000
L71134-15, V 292.401 r, 0.2898, 101.0000, mg/L, 0.9355, 0.0027, 28 Aug 2008  04:04:59, 1.00000
L71134-15, Zn 213.856 r, 0.4248, 101.0000, mg/L, 0.2988, 0.0013, 28 Aug 2008  04:04:59, 9.9997
L71134-15, Zn 206.200 r, 0.4351, 101.0000, mg/L, 0.4550, 0.0020, 28 Aug 2008  04:04:59, 9.9979
L71134-15, Y 371.030 r, 1.0625, 101.0000, mg/L, 0.0149, 0.0002, 28 Aug 2008  04:04:59, 0.00000
L71134-16, Ag 328.068 r, 0.0891, 101.0000, mg/L, 2.2090, 0.0020, 28 Aug 2008  04:08:25, 1.0000
L71134-16, Al 396.152 r, 114.6848, 101.0000, mg/L, 0.5172, 0.5931, 28 Aug 2008  04:08:25, 9.99
L71134-16, As 189.042 r, 1.3489, 101.0000, mg/L, 0.4290, 0.0058, 28 Aug 2008  04:08:25, 1.0000
L71134-16, B 249.677 r, 0.0826, 101.0000, mg/L, 6.5875, 0.0054, 28 Aug 2008  04:08:25, 9.99995
L71134-16, Ba 493.409 r, 1.4872, 101.0000, mg/L, 0.5353, 0.0080, 28 Aug 2008  04:08:25, 9.9999
L71134-16, Be 234.861 r, -0.0029, 101.0000, mg/L, -6.1235, 0.0002, 28 Aug 2008  04:08:25, 9.99
L71134-16, Bi 223.061 r, -0.5584, 101.0000, mg/L, -4.3252, 0.0242, 28 Aug 2008  04:08:25, 9.99
L71134-16, Ca 315.887 r, 95.9971, 101.0000, mg/L, 0.1019, 0.0978, 28 Aug 2008  04:08:25, 9.999
L71134-16, Cd 214.441 r, 0.0499, 101.0000, mg/L, 1.0379, 0.0005, 28 Aug 2008  04:08:25, 9.9993
L71134-16, Co 228.615 r, 0.4156, 101.0000, mg/L, 0.9855, 0.0041, 28 Aug 2008  04:08:25, 9.9986
L71134-16, Cr 267.716 r, 0.3604, 101.0000, mg/L, 0.2111, 0.0008, 28 Aug 2008  04:08:25, 9.9998
L71134-16, Cr 205.552 r, 0.4639, 101.0000, mg/L, 0.2298, 0.0011, 28 Aug 2008  04:08:25, 9.9997
L71134-16, Cu 324.754 r, 220.8354, 101.0000, mg/L, 0.3751, 0.8283, 28 Aug 2008  04:08:25, 9.99
L71134-16, Fe 240.489 r, 719.8689, 101.0000, mg/L, 0.1680, 1.2091, 28 Aug 2008  04:08:25, 9.99
L71134-16, Fe 259.940 r, 589.7253, 101.0000, mg/L, 0.6450, 3.8035, 28 Aug 2008  04:08:25, 9.99
L71134-16, Ga 294.364 r, 0.1894, 101.0000, mg/L, 18.4869, 0.0350, 28 Aug 2008  04:08:25, 9.999
L71134-16, K 766.491 r, 22.7308, 101.0000, mg/L, 0.1664, 0.0378, 28 Aug 2008  04:08:25, 1.0000
L71134-16, Li 670.784 r, 0.1240, 101.0000, mg/L, 0.7837, 0.0010, 28 Aug 2008  04:08:25, 9.9999
L71134-16, Mg 279.078 r, 50.5709, 101.0000, mg/L, 0.3866, 0.1955, 28 Aug 2008  04:08:25, 9.999
L71134-16, Mn 257.610 r, 9.2228, 101.0000, mg/L, 0.4954, 0.0457, 28 Aug 2008  04:08:25, 9.9998
L71134-16, Mo 202.030 r, 64.0845, 101.0000, mg/L, 0.7345, 0.4707, 28 Aug 2008  04:08:25, 9.999
L71134-16, Na 330.237 r, 35.7603, 101.0000, mg/L, 0.7132, 0.2550, 28 Aug 2008  04:08:25, 9.957
L71134-16, Na 589.592 r, 2.8370, 101.0000, mg/L, 0.3654, 0.0104, 28 Aug 2008  04:08:25, 1.0000
L71134-16, Ni 221.648 r, 0.6444, 101.0000, mg/L, 0.0385, 0.0002, 28 Aug 2008  04:08:25, 9.9986
```

```
L71134-16, Ni 231.604 r, 0.3257, 101.0000, mg/L, 1.3219, 0.0043, 28 Aug 2008  04:08:25, 9.9993
L71134-16, Pb 220.353 r, 8.0751, 101.0000, mg/L, 0.0536, 0.0043, 28 Aug 2008  04:08:25, 9.9992
L71134-16, Sb 206.833 r, -0.6741, 101.0000, mg/L, -0.5741, 0.0039, 28 Aug 2008  04:08:25, 9.99
L71134-16, Sb 217.581 r, -0.0432, 101.0000, mg/L, -12.0647, 0.0052, 28 Aug 2008  04:08:25, 9.9
L71134-16, Sc 361.383 r, 0.0282, 101.0000, mg/L, 0.2988, 0.0001, 28 Aug 2008  04:08:25, 9.9996
L71134-16, Sc 357.253 r, 0.0263, 101.0000, mg/L, 1.6775, 0.0004, 28 Aug 2008  04:08:25, 9.9996
L71134-16, Se 196.090 r, 0.0233, 101.0000, mg/L, 124.4734, 0.0290, 28 Aug 2008  04:08:25, 9.99
L71134-16, Si 251.611 r, 14.9076, 101.0000, mg/L, 0.2410, 0.0359, 28 Aug 2008  04:08:25, 9.999
L71134-16, Sn 189.991 r, 0.9674, 101.0000, mg/L, 0.1588, 0.0015, 28 Aug 2008  04:08:25, 9.9998
L71134-16, Sr 421.552 r, 0.4571, 101.0000, mg/L, 0.4697, 0.0021, 28 Aug 2008  04:08:25, 9.9991
L71134-16, Ti 337.280 r, 6.4677, 101.0000, mg/L, 0.5821, 0.0377, 28 Aug 2008  04:08:25, 9.9999
L71134-16, Ti 334.941 r, 6.3059, 101.0000, mg/L, 0.5902, 0.0372, 28 Aug 2008  04:08:25, 9.9999
L71134-16, Tl 190.864 r, 0.0133, 101.0000, mg/L, 73.7905, 0.0098, 28 Aug 2008  04:08:25, 1.000
L71134-16, V 292.401 r, -0.5366, 101.0000, mg/L, -0.1891, 0.0010, 28 Aug 2008  04:08:25, 1.000
L71134-16, Zn 213.856 r, 15.3616, 101.0000, mg/L, 0.3649, 0.0561, 28 Aug 2008  04:08:25, 9.999
L71134-16, Zn 206.200 r, 15.3582, 101.0000, mg/L, 0.2580, 0.0396, 28 Aug 2008  04:08:25, 9.997
L71134-16, Y 371.030 r, 1.0569, 101.0000, mg/L, 0.2339, 0.0025, 28 Aug 2008  04:08:25, 0.00000
CCV, Ag 328.068 r, 0.4972, 1.0000, mg/L, 0.0228, 0.0001, 28 Aug 2008  04:11:51, -, EPA200.7/60
CCV, Al 396.152 r, 1.0324, 1.0000, mg/L, 0.0748, 0.0008, 28 Aug 2008  04:11:51, -, EPA200.7/60
CCV, As 189.042 r, 2.0596, 1.0000, mg/L, 0.3240, 0.0067, 28 Aug 2008  04:11:51, -, EPA200.7/60
CCV, B 249.677 r, 1.0367, 1.0000, mg/L, 0.6288, 0.0065, 28 Aug 2008  04:11:51, -, EPA200.7/601
CCV, Ba 493.409 r, 1.0233, 1.0000, mg/L, 0.3404, 0.0035, 28 Aug 2008  04:11:51, -, EPA200.7/60
CCV, Be 234.861 r, 1.0173, 1.0000, mg/L, 0.4802, 0.0049, 28 Aug 2008  04:11:51, -, EPA200.7/60
CCV, Bi 223.061 r, 0.9298, 1.0000, mg/L, 1.6126, 0.0150, 28 Aug 2008  04:11:51, -, EPA200.7/60
CCV, Ca 315.887 r, 51.4714, 1.0000, mg/L, 0.0576, 0.0297, 28 Aug 2008  04:11:51, -, EPA200.7/6
CCV, Cd 214.441 r, 0.9968, 1.0000, mg/L, 0.1739, 0.0017, 28 Aug 2008  04:11:51, -, EPA200.7/60
CCV, Co 228.615 r, 1.0253, 1.0000, mg/L, 0.0749, 0.0008, 28 Aug 2008  04:11:51, -, EPA200.7/60
CCV, Cr 267.716 r, 1.0143, 1.0000, mg/L, 0.2913, 0.0030, 28 Aug 2008  04:11:51, -, EPA200.7/60
CCV, Cr 205.552 r, 1.0195, 1.0000, mg/L, 0.2854, 0.0029, 28 Aug 2008  04:11:51, -, EPA200.7/60
CCV, Cu 324.754 r, 1.0499, 1.0000, mg/L, 1.0416, 0.0109, 28 Aug 2008  04:11:51, -, EPA200.7/60
CCV, Fe 240.489 r, (H)1.1422, 1.0000, mg/L, 3.2009, 0.0366, 28 Aug 2008  04:11:51, -, EPA200.7
CCV, Fe 259.940 r, (H)1.1635, 1.0000, mg/L, 3.3044, 0.0384, 28 Aug 2008  04:11:51, -, EPA200.7
CCV, Ga 294.364 r, 1.0846, 1.0000, mg/L, 0.3424, 0.0037, 28 Aug 2008  04:11:51, -, EPA200.7/60
CCV, K 766.491 r, 9.6604, 1.0000, mg/L, 0.3693, 0.0357, 28 Aug 2008  04:11:51, -, EPA200.7/601
CCV, Li 670.784 r, 0.9888, 1.0000, mg/L, 0.5690, 0.0056, 28 Aug 2008  04:11:51, -, EPA200.7/60
CCV, Mg 279.078 r, 51.4828, 1.0000, mg/L, 0.2698, 0.1389, 28 Aug 2008  04:11:51, -, EPA200.7/6
CCV, Mn 257.610 r, 1.0014, 1.0000, mg/L, 0.2188, 0.0022, 28 Aug 2008  04:11:51, -, EPA200.7/60
CCV, Mo 202.030 r, 1.0479, 1.0000, mg/L, 0.4141, 0.0043, 28 Aug 2008  04:11:51, -, EPA200.7/60
CCV, Na 330.237 r, 52.3689, 1.0000, mg/L, 0.5660, 0.2964, 28 Aug 2008  04:11:51, -, EPA200.7/6
CCV, Na 589.592 r, 52.0017, 1.0000, mg/L, 0.2083, 0.1083, 28 Aug 2008  04:11:51, -, EPA200.7/6
CCV, Ni 221.648 r, 1.0970, 1.0000, mg/L, 0.2479, 0.0027, 28 Aug 2008  04:11:51, -, EPA200.7/60
CCV, Ni 231.604 r, 0.9942, 1.0000, mg/L, 0.5284, 0.0053, 28 Aug 2008  04:11:51, -, EPA200.7/60
CCV, Pb 220.353 r, 2.0135, 1.0000, mg/L, 0.5708, 0.0115, 28 Aug 2008  04:11:51, -, EPA200.7/60
CCV, Sb 206.833 r, 1.8482, 1.0000, mg/L, 0.6988, 0.0129, 28 Aug 2008  04:11:51, -, EPA200.7/60
CCV, Sb 217.581 r, 2.0091, 1.0000, mg/L, 0.0983, 0.0020, 28 Aug 2008  04:11:51, -, EPA200.7/60
CCV, Sc 361.383 r, 1.0161, 1.0000, mg/L, 0.3310, 0.0034, 28 Aug 2008  04:11:51, -, EPA200.7/60
CCV, Sc 357.253 r, 1.0138, 1.0000, mg/L, 0.0036, 0.0000, 28 Aug 2008  04:11:51, -, EPA200.7/60
CCV, Se 196.090 r, 2.0815, 1.0000, mg/L, 0.5840, 0.0122, 28 Aug 2008  04:11:51, -, EPA200.7/60
CCV, Si 251.611 r, 9.9930, 1.0000, mg/L, 0.6147, 0.0614, 28 Aug 2008  04:11:51, -, EPA200.7/60
CCV, Sn 189.991 r, 1.0278, 1.0000, mg/L, 0.0432, 0.0004, 28 Aug 2008  04:11:51, -, EPA200.7/60
CCV, Sr 421.552 r, 1.0611, 1.0000, mg/L, 0.0745, 0.0008, 28 Aug 2008  04:11:51, -, EPA200.7/60
CCV, Ti 337.280 r, 0.9850, 1.0000, mg/L, 0.3459, 0.0034, 28 Aug 2008  04:11:51, -, EPA200.7/60
CCV, Ti 334.941 r, 0.9833, 1.0000, mg/L, 0.5003, 0.0049, 28 Aug 2008  04:11:51, -, EPA200.7/60
CCV, Tl 190.864 r, 2.0522, 1.0000, mg/L, 6.8561, 0.1407, 28 Aug 2008  04:11:51, -, EPA200.7/60
CCV, V 292.401 r, 1.0584, 1.0000, mg/L, 0.1995, 0.0021, 28 Aug 2008  04:11:51, -, EPA200.7/601
CCV, Zn 213.856 r, 1.0299, 1.0000, mg/L, 0.3743, 0.0039, 28 Aug 2008  04:11:51, -, EPA200.7/60
CCV, Zn 206.200 r, 1.0253, 1.0000, mg/L, 0.4490, 0.0046, 28 Aug 2008  04:11:51, -, EPA200.7/60
CCV, Y 371.030 r, 1.0097, 1.0000, mg/L, 0.8306, 0.0084, 28 Aug 2008  04:11:51, -, EPA200.7/601
CCB, Ag 328.068 r, -0.0001, 1.0000, mg/L, -2764.2302, 0.0026, 28 Aug 2008  04:15:18, -, EPA200
CCB, Al 396.152 r, 0.0164, 1.0000, mg/L, 61.6165, 0.0101, 28 Aug 2008  04:15:18, -, EPA200.7/6
```

CCB, As 189.042 r, 0.0037, 1.0000, mg/L, 911.3507, 0.0342, 28 Aug 2008 04:15:18, -, EPA200.7/
CCB, B 249.677 r, 0.0054, 1.0000, mg/L, 1.4639, 0.0001, 28 Aug 2008 04:15:18, -, EPA200.7/601
CCB, Ba 493.409 r, 0.0005, 1.0000, mg/L, 105.2732, 0.0006, 28 Aug 2008 04:15:18, -, EPA200.7/
CCB, Be 234.861 r, 0.0015, 1.0000, mg/L, 5.1620, 0.0001, 28 Aug 2008 04:15:18, -, EPA200.7/60
CCB, Bi 223.061 r, 0.0085, 1.0000, mg/L, 58.5327, 0.0050, 28 Aug 2008 04:15:18, -, EPA200.7/6
CCB, Ca 315.887 r, -0.2375, 1.0000, mg/L, -0.5876, 0.0014, 28 Aug 2008 04:15:18, -, EPA200.7/
CCB, Cd 214.441 r, -0.0053, 1.0000, mg/L, -5.8335, 0.0003, 28 Aug 2008 04:15:18, -, EPA200.7/
CCB, Co 228.615 r, -0.0073, 1.0000, mg/L, -41.5251, 0.0030, 28 Aug 2008 04:15:18, -, EPA200.7
CCB, Cr 267.716 r, -0.0081, 1.0000, mg/L, -20.9272, 0.0017, 28 Aug 2008 04:15:18, -, EPA200.7
CCB, Cr 205.552 r, -0.0091, 1.0000, mg/L, -15.9436, 0.0015, 28 Aug 2008 04:15:18, -, EPA200.7
CCB, Cu 324.754 r, 0.0110, 1.0000, mg/L, 15.3830, 0.0017, 28 Aug 2008 04:15:18, -, EPA200.7/6
CCB, Fe 240.489 r, 0.0154, 1.0000, mg/L, 39.8773, 0.0061, 28 Aug 2008 04:15:18, -, EPA200.7/6
CCB, Fe 259.940 r, 0.0125, 1.0000, mg/L, 41.1087, 0.0051, 28 Aug 2008 04:15:18, -, EPA200.7/6
CCB, Ga 294.364 r, 0.0202, 1.0000, mg/L, 22.6113, 0.0046, 28 Aug 2008 04:15:18, -, EPA200.7/6
CCB, K 766.491 r, 0.0056, 1.0000, mg/L, 574.3034, 0.0319, 28 Aug 2008 04:15:18, -, EPA200.7/6
CCB, Li 670.784 r, -0.0013, 1.0000, mg/L, -33.8119, 0.0004, 28 Aug 2008 04:15:18, -, EPA200.7
CCB, Mg 279.078 r, -0.0983, 1.0000, mg/L, -0.7382, 0.0007, 28 Aug 2008 04:15:18, -, EPA200.7/
CCB, Mn 257.610 r, -0.0028, 1.0000, mg/L, -4.2974, 0.0001, 28 Aug 2008 04:15:18, -, EPA200.7/
CCB, Mo 202.030 r, 0.0059, 1.0000, mg/L, 32.9727, 0.0019, 28 Aug 2008 04:15:18, -, EPA200.7/6
CCB, Na 330.237 r, -4.9747, 1.0000, mg/L, -0.4324, 0.0215, 28 Aug 2008 04:15:18, -, EPA200.7/
CCB, Na 589.592 r, -0.0833, 1.0000, mg/L, -1.7335, 0.0014, 28 Aug 2008 04:15:18, -, EPA200.7/
CCB, Ni 221.648 r, -0.0078, 1.0000, mg/L, -18.1281, 0.0014, 28 Aug 2008 04:15:18, -, EPA200.7
CCB, Ni 231.604 r, -0.0043, 1.0000, mg/L, -14.7662, 0.0006, 28 Aug 2008 04:15:18, -, EPA200.7
CCB, Pb 220.353 r, -0.0290, 1.0000, mg/L, -16.6145, 0.0048, 28 Aug 2008 04:15:18, -, EPA200.7
CCB, Sb 206.833 r, -0.0029, 1.0000, mg/L, -312.7634, 0.0091, 28 Aug 2008 04:15:18, -, EPA200.
CCB, Sb 217.581 r, -0.0012, 1.0000, mg/L, -2789.2561, 0.0330, 28 Aug 2008 04:15:18, -, EPA200
CCB, Sc 361.383 r, -0.0045, 1.0000, mg/L, -1.2749, 0.0001, 28 Aug 2008 04:15:18, -, EPA200.7/
CCB, Sc 357.253 r, -0.0042, 1.0000, mg/L, -0.9341, 0.0000, 28 Aug 2008 04:15:18, -, EPA200.7/
CCB, Se 196.090 r, -0.0006, 1.0000, mg/L, -1708.0044, 0.0102, 28 Aug 2008 04:15:18, -, EPA200
CCB, Si 251.611 r, 0.0151, 1.0000, mg/L, 19.7181, 0.0030, 28 Aug 2008 04:15:18, -, EPA200.7/6
CCB, Sn 189.991 r, -0.0075, 1.0000, mg/L, -31.5929, 0.0024, 28 Aug 2008 04:15:18, -, EPA200.7
CCB, Sr 421.552 r, -0.0073, 1.0000, mg/L, -0.2140, 0.0000, 28 Aug 2008 04:15:18, -, EPA200.7/
CCB, Ti 337.280 r, 0.0013, 1.0000, mg/L, 40.7784, 0.0005, 28 Aug 2008 04:15:18, -, EPA200.7/6
CCB, Ti 334.941 r, 0.0009, 1.0000, mg/L, 38.8400, 0.0003, 28 Aug 2008 04:15:18, -, EPA200.7/6
CCB, Tl 190.864 r, 0.0353, 1.0000, mg/L, 17.6460, 0.0062, 28 Aug 2008 04:15:18, -, EPA200.7/6
CCB, V 292.401 r, -0.0004, 1.0000, mg/L, -128.8474, 0.0005, 28 Aug 2008 04:15:18, -, EPA200.7
CCB, Zn 213.856 r, -0.0041, 1.0000, mg/L, -3.5332, 0.0001, 28 Aug 2008 04:15:18, -, EPA200.7/
CCB, Zn 206.200 r, -0.0103, 1.0000, mg/L, -9.2077, 0.0010, 28 Aug 2008 04:15:18, -, EPA200.7/
CCB, Y 371.030 r, 0.9902, 1.0000, mg/L, 0.0981, 0.0010, 28 Aug 2008 04:15:18, -, EPA200.7/601
L71134-16SDL, Ag 328.068 r, 0.0351, 101.0000, mg/L, 2.0179, 0.0007, 28 Aug 2008 04:18:47, 1.0
L71134-16SDL, Al 396.152 r, 23.7066, 101.0000, mg/L, 0.3447, 0.0817, 28 Aug 2008 04:18:47, 9.
L71134-16SDL, As 189.042 r, 0.2885, 101.0000, mg/L, 5.7892, 0.0167, 28 Aug 2008 04:18:47, 1.0
L71134-16SDL, B 249.677 r, 0.0525, 101.0000, mg/L, 1.5466, 0.0008, 28 Aug 2008 04:18:47, 9.99
L71134-16SDL, Ba 493.409 r, 0.3035, 101.0000, mg/L, 0.4293, 0.0013, 28 Aug 2008 04:18:47, 9.9
L71134-16SDL, Be 234.861 r, -0.0008, 101.0000, mg/L, -6.2376, 0.0001, 28 Aug 2008 04:18:47, 9
L71134-16SDL, Bi 223.061 r, -0.1131, 101.0000, mg/L, -9.3379, 0.0106, 28 Aug 2008 04:18:47, 9
L71134-16SDL, Ca 315.887 r, 20.5826, 101.0000, mg/L, 0.1377, 0.0283, 28 Aug 2008 04:18:47, 9.
L71134-16SDL, Cd 214.441 r, 0.0044, 101.0000, mg/L, 12.3004, 0.0005, 28 Aug 2008 04:18:47, 9.
L71134-16SDL, Co 228.615 r, 0.0923, 101.0000, mg/L, 0.2839, 0.0003, 28 Aug 2008 04:18:47, 9.9
L71134-16SDL, Cr 267.716 r, 0.0700, 101.0000, mg/L, 0.3168, 0.0002, 28 Aug 2008 04:18:47, 9.9
L71134-16SDL, Cr 205.552 r, 0.0946, 101.0000, mg/L, 0.1892, 0.0002, 28 Aug 2008 04:18:47, 9.9
L71134-16SDL, Cu 324.754 r, 49.2702, 101.0000, mg/L, 0.4012, 0.1977, 28 Aug 2008 04:18:47, 9.
L71134-16SDL, Fe 240.489 r, 177.6731, 101.0000, mg/L, 0.3372, 0.5991, 28 Aug 2008 04:18:47, 9
L71134-16SDL, Fe 259.940 r, 168.9687, 101.0000, mg/L, 0.3152, 0.5325, 28 Aug 2008 04:18:47, 9
L71134-16SDL, Ga 294.364 r, 0.0571, 101.0000, mg/L, 25.3278, 0.0145, 28 Aug 2008 04:18:47, 9.
L71134-16SDL, K 766.491 r, 4.4997, 101.0000, mg/L, 0.6875, 0.0309, 28 Aug 2008 04:18:47, 1.00
L71134-16SDL, Li 670.784 r, 0.0229, 101.0000, mg/L, 4.5704, 0.0010, 28 Aug 2008 04:18:47, 9.9
L71134-16SDL, Mg 279.078 r, 10.3828, 101.0000, mg/L, 0.1798, 0.0187, 28 Aug 2008 04:18:47, 9.
L71134-16SDL, Mn 257.610 r, 1.9596, 101.0000, mg/L, 0.0207, 0.0004, 28 Aug 2008 04:18:47, 9.9
L71134-16SDL, Mo 202.030 r, 13.6053, 101.0000, mg/L, 0.2809, 0.0382, 28 Aug 2008 04:18:47, 9.

```
L71134-16SDL, Na 330.237 r, 3.0554, 101.0000, mg/L, 20.1170, 0.6147, 28 Aug 2008  04:18:47, 9.
L71134-16SDL, Na 589.592 r, 0.4763, 101.0000, mg/L, 0.9884, 0.0047, 28 Aug 2008  04:18:47, 1.0
L71134-16SDL, Ni 221.648 r, 0.1312, 101.0000, mg/L, 1.2626, 0.0017, 28 Aug 2008  04:18:47, 9.9
L71134-16SDL, Ni 231.604 r, 0.0654, 101.0000, mg/L, 5.4063, 0.0035, 28 Aug 2008  04:18:47, 9.9
L71134-16SDL, Pb 220.353 r, 1.7530, 101.0000, mg/L, 0.8721, 0.0153, 28 Aug 2008  04:18:47, 9.9
L71134-16SDL, Sb 206.833 r, -0.1483, 101.0000, mg/L, -5.7229, 0.0085, 28 Aug 2008  04:18:47, 9
L71134-16SDL, Sb 217.581 r, -0.0334, 101.0000, mg/L, -44.6029, 0.0149, 28 Aug 2008  04:18:47,
L71134-16SDL, Sc 361.383 r, 0.0021, 101.0000, mg/L, 2.8724, 0.0001, 28 Aug 2008  04:18:47, 9.9
L71134-16SDL, Sc 357.253 r, 0.0030, 101.0000, mg/L, 3.8971, 0.0001, 28 Aug 2008  04:18:47, 9.9
L71134-16SDL, Se 196.090 r, 0.0594, 101.0000, mg/L, 25.9728, 0.0154, 28 Aug 2008  04:18:47, 9.
L71134-16SDL, Si 251.611 r, 3.0358, 101.0000, mg/L, 0.8960, 0.0272, 28 Aug 2008  04:18:47, 9.9
L71134-16SDL, Sn 189.991 r, 0.1956, 101.0000, mg/L, 1.5437, 0.0030, 28 Aug 2008  04:18:47, 9.9
L71134-16SDL, Sr 421.552 r, 0.0875, 101.0000, mg/L, 0.2083, 0.0002, 28 Aug 2008  04:18:47, 9.9
L71134-16SDL, Ti 337.280 r, 1.3579, 101.0000, mg/L, 0.0633, 0.0009, 28 Aug 2008  04:18:47, 9.9
L71134-16SDL, Ti 334.941 r, 1.3427, 101.0000, mg/L, 0.3547, 0.0048, 28 Aug 2008  04:18:47, 9.9
L71134-16SDL, Tl 190.864 r, 0.0014, 101.0000, mg/L, 786.6283, 0.0106, 28 Aug 2008  04:18:47, 1
L71134-16SDL, V 292.401 r, -0.1193, 101.0000, mg/L, -0.2505, 0.0003, 28 Aug 2008  04:18:47, 1.
L71134-16SDL, Zn 213.856 r, 3.1599, 101.0000, mg/L, 0.1642, 0.0052, 28 Aug 2008  04:18:47, 9.9
L71134-16SDL, Zn 206.200 r, 3.3009, 101.0000, mg/L, 0.0466, 0.0015, 28 Aug 2008  04:18:47, 9.9
L71134-16SDL, Y 371.030 r, 1.0565, 101.0000, mg/L, 0.0277, 0.0003, 28 Aug 2008  04:18:47, 0.00
L71134-16MS, Ag 328.068 r, 0.5181, 101.0000, mg/L, 0.7057, 0.0037, 28 Aug 2008  04:22:14, 1.00
L71134-16MS, Al 396.152 r, 132.9658, 101.0000, mg/L, 0.2176, 0.2894, 28 Aug 2008  04:22:14, 9.
L71134-16MS, As 189.042 r, 2.3133, 101.0000, mg/L, 1.0489, 0.0243, 28 Aug 2008  04:22:14, 1.00
L71134-16MS, B 249.677 r, 0.5820, 101.0000, mg/L, 0.3936, 0.0023, 28 Aug 2008  04:22:14, 9.999
L71134-16MS, Ba 493.409 r, 1.9622, 101.0000, mg/L, 0.2632, 0.0052, 28 Aug 2008  04:22:14, 9.99
L71134-16MS, Be 234.861 r, 0.5266, 101.0000, mg/L, 0.2413, 0.0013, 28 Aug 2008  04:22:14, 9.99
L71134-16MS, Bi 223.061 r, 0.3912, 101.0000, mg/L, 4.9506, 0.0194, 28 Aug 2008  04:22:14, 9.99
L71134-16MS, Ca 315.887 r, 180.8562, 101.0000, mg/L, 0.1204, 0.2177, 28 Aug 2008  04:22:14, 9.
L71134-16MS, Cd 214.441 r, 0.5293, 101.0000, mg/L, 0.0846, 0.0004, 28 Aug 2008  04:22:14, 9.99
L71134-16MS, Co 228.615 r, 0.9102, 101.0000, mg/L, 0.2712, 0.0025, 28 Aug 2008  04:22:14, 9.99
L71134-16MS, Cr 267.716 r, 0.8375, 101.0000, mg/L, 0.3076, 0.0026, 28 Aug 2008  04:22:14, 9.99
L71134-16MS, Cr 205.552 r, 0.9530, 101.0000, mg/L, 0.1094, 0.0010, 28 Aug 2008  04:22:14, 9.99
L71134-16MS, Cu 324.754 r, 218.5757, 101.0000, mg/L, 0.7099, 1.5518, 28 Aug 2008  04:22:14, 9.
L71134-16MS, Fe 240.489 r, 665.6512, 101.0000, mg/L, 0.3115, 2.0735, 28 Aug 2008  04:22:14, 9.
L71134-16MS, Fe 259.940 r, 558.5387, 101.0000, mg/L, 0.2156, 1.2045, 28 Aug 2008  04:22:14, 9.
L71134-16MS, Ga 294.364 r, 1.3333, 101.0000, mg/L, 1.2441, 0.0166, 28 Aug 2008  04:22:14, 9.99
L71134-16MS, K 766.491 r, 128.7217, 101.0000, mg/L, 0.0704, 0.0906, 28 Aug 2008  04:22:14, 1.0
L71134-16MS, Li 670.784 r, 1.1833, 101.0000, mg/L, 0.2897, 0.0034, 28 Aug 2008  04:22:14, 9.99
L71134-16MS, Mg 279.078 r, 103.3741, 101.0000, mg/L, 0.1546, 0.1598, 28 Aug 2008  04:22:14, 9.
L71134-16MS, Mn 257.610 r, 9.2971, 101.0000, mg/L, 0.0441, 0.0041, 28 Aug 2008  04:22:14, 9.99
L71134-16MS, Mo 202.030 r, 66.1819, 101.0000, mg/L, 0.2664, 0.1763, 28 Aug 2008  04:22:14, 9.9
L71134-16MS, Na 330.237 r, 163.2738, 101.0000, mg/L, 0.4406, 0.7193, 28 Aug 2008  04:22:14, 9.
L71134-16MS, Na 589.592 r, 109.2610, 101.0000, mg/L, 0.3320, 0.3627, 28 Aug 2008  04:22:14, 1.
L71134-16MS, Ni 221.648 r, 1.2015, 101.0000, mg/L, 0.1477, 0.0018, 28 Aug 2008  04:22:14, 9.99
L71134-16MS, Ni 231.604 r, 0.8382, 101.0000, mg/L, 0.3132, 0.0026, 28 Aug 2008  04:22:14, 9.99
L71134-16MS, Pb 220.353 r, 9.8298, 101.0000, mg/L, 0.1805, 0.0177, 28 Aug 2008  04:22:14, 9.99
L71134-16MS, Sb 206.833 r, -0.5813, 101.0000, mg/L, -1.4579, 0.0085, 28 Aug 2008  04:22:14, 9.
L71134-16MS, Sb 217.581 r, 0.1094, 101.0000, mg/L, 46.6303, 0.0510, 28 Aug 2008  04:22:14, 9.9
L71134-16MS, Sc 361.383 r, 1.0795, 101.0000, mg/L, 0.4126, 0.0045, 28 Aug 2008  04:22:14, 9.99
L71134-16MS, Sc 357.253 r, 1.0636, 101.0000, mg/L, 0.0829, 0.0009, 28 Aug 2008  04:22:14, 9.99
L71134-16MS, Se 196.090 r, 1.0325, 101.0000, mg/L, 0.7676, 0.0079, 28 Aug 2008  04:22:14, 9.99
L71134-16MS, Si 251.611 r, 19.0861, 101.0000, mg/L, 0.0705, 0.0134, 28 Aug 2008  04:22:14, 9.9
L71134-16MS, Sn 189.991 r, 1.3593, 101.0000, mg/L, 0.8599, 0.0117, 28 Aug 2008  04:22:14, 9.99
L71134-16MS, Sr 421.552 r, 1.0302, 101.0000, mg/L, 0.1107, 0.0011, 28 Aug 2008  04:22:14, 9.99
L71134-16MS, Ti 337.280 r, 7.7710, 101.0000, mg/L, 0.0617, 0.0048, 28 Aug 2008  04:22:14, 9.99
L71134-16MS, Ti 334.941 r, 7.5939, 101.0000, mg/L, 0.0880, 0.0067, 28 Aug 2008  04:22:14, 9.99
L71134-16MS, Tl 190.864 r, 1.9788, 101.0000, mg/L, 3.4386, 0.0680, 28 Aug 2008  04:22:14, 1.00
L71134-16MS, V 292.401 r, -0.0859, 101.0000, mg/L, -3.9223, 0.0034, 28 Aug 2008  04:22:14, 1.0
L71134-16MS, Zn 213.856 r, 16.3587, 101.0000, mg/L, 0.1651, 0.0270, 28 Aug 2008  04:22:14, 9.9
L71134-16MS, Zn 206.200 r, 16.1158, 101.0000, mg/L, 0.1022, 0.0165, 28 Aug 2008  04:22:14, 9.9
```

```
L71134-16MS, Y 371.030 r, 1.0406, 101.0000, mg/L, 0.1788, 0.0019, 28 Aug 2008  04:22:14, 0.000
L71134-16MSD, Ag 328.068 r, 0.5324, 101.0000, mg/L, 1.4310, 0.0076, 28 Aug 2008  04:25:40, 1.0
L71134-16MSD, Al 396.152 r, 135.6439, 101.0000, mg/L, 0.8545, 1.1591, 28 Aug 2008  04:25:40, 9
L71134-16MSD, As 189.042 r, 2.2645, 101.0000, mg/L, 0.4730, 0.0107, 28 Aug 2008  04:25:40, 1.0
L71134-16MSD, B 249.677 r, 0.6270, 101.0000, mg/L, 1.0667, 0.0067, 28 Aug 2008  04:25:40, 9.99
L71134-16MSD, Ba 493.409 r, 2.0818, 101.0000, mg/L, 0.9012, 0.0188, 28 Aug 2008  04:25:40, 9.9
L71134-16MSD, Be 234.861 r, 0.5387, 101.0000, mg/L, 0.7658, 0.0041, 28 Aug 2008  04:25:40, 9.9
L71134-16MSD, Bi 223.061 r, 0.3269, 101.0000, mg/L, 8.0488, 0.0263, 28 Aug 2008  04:25:40, 9.9
L71134-16MSD, Ca 315.887 r, 170.1447, 101.0000, mg/L, 1.1438, 1.9462, 28 Aug 2008  04:25:40, 9
L71134-16MSD, Cd 214.441 r, 0.5362, 101.0000, mg/L, 0.9842, 0.0053, 28 Aug 2008  04:25:40, 9.9
L71134-16MSD, Co 228.615 r, 0.8924, 101.0000, mg/L, 1.2305, 0.0110, 28 Aug 2008  04:25:40, 9.9
L71134-16MSD, Cr 267.716 r, 0.9889, 101.0000, mg/L, 1.0140, 0.0100, 28 Aug 2008  04:25:40, 9.9
L71134-16MSD, Cr 205.552 r, 1.0956, 101.0000, mg/L, 0.6116, 0.0067, 28 Aug 2008  04:25:40, 9.9
L71134-16MSD, Cu 324.754 r, 194.5436, 101.0000, mg/L, 0.2600, 0.5058, 28 Aug 2008  04:25:40, 9
L71134-16MSD, Fe 240.489 r, 628.1723, 101.0000, mg/L, 0.7347, 4.6152, 28 Aug 2008  04:25:40, 9
L71134-16MSD, Fe 259.940 r, 529.2287, 101.0000, mg/L, 1.3049, 6.9061, 28 Aug 2008  04:25:40, 9
L71134-16MSD, Ga 294.364 r, 1.3272, 101.0000, mg/L, 2.3280, 0.0309, 28 Aug 2008  04:25:40, 9.9
L71134-16MSD, K 766.491 r, 133.9705, 101.0000, mg/L, 0.7758, 1.0393, 28 Aug 2008  04:25:40, 1.
L71134-16MSD, Li 670.784 r, 1.2063, 101.0000, mg/L, 0.8568, 0.0103, 28 Aug 2008  04:25:40, 9.9
L71134-16MSD, Mg 279.078 r, 107.9318, 101.0000, mg/L, 1.0986, 1.1857, 28 Aug 2008  04:25:40, 9
L71134-16MSD, Mn 257.610 r, 8.7915, 101.0000, mg/L, 0.8489, 0.0746, 28 Aug 2008  04:25:40, 9.9
L71134-16MSD, Mo 202.030 r, 59.0497, 101.0000, mg/L, 0.7030, 0.4151, 28 Aug 2008  04:25:40, 9.
L71134-16MSD, Na 330.237 r, 167.4366, 101.0000, mg/L, 1.3498, 2.2601, 28 Aug 2008  04:25:40, 9
L71134-16MSD, Na 589.592 r, 111.2312, 101.0000, mg/L, 0.8016, 0.8916, 28 Aug 2008  04:25:40, 1
L71134-16MSD, Ni 221.648 r, 1.1987, 101.0000, mg/L, 0.6807, 0.0082, 28 Aug 2008  04:25:40, 9.9
L71134-16MSD, Ni 231.604 r, 0.8477, 101.0000, mg/L, 1.2564, 0.0107, 28 Aug 2008  04:25:40, 9.9
L71134-16MSD, Pb 220.353 r, 5.7914, 101.0000, mg/L, 0.9818, 0.0569, 28 Aug 2008  04:25:40, 9.9
L71134-16MSD, Sb 206.833 r, -0.4625, 101.0000, mg/L, -2.4841, 0.0115, 28 Aug 2008  04:25:40, 9
L71134-16MSD, Sb 217.581 r, 0.1512, 101.0000, mg/L, 8.7615, 0.0132, 28 Aug 2008  04:25:40, 9.9
L71134-16MSD, Sc 361.383 r, 1.1025, 101.0000, mg/L, 1.0392, 0.0115, 28 Aug 2008  04:25:40, 9.9
L71134-16MSD, Sc 357.253 r, 1.0853, 101.0000, mg/L, 1.1564, 0.0125, 28 Aug 2008  04:25:40, 9.9
L71134-16MSD, Se 196.090 r, 1.0721, 101.0000, mg/L, 0.9070, 0.0097, 28 Aug 2008  04:25:40, 9.9
L71134-16MSD, Si 251.611 r, 19.6344, 101.0000, mg/L, 0.6849, 0.1345, 28 Aug 2008  04:25:40, 9.
L71134-16MSD, Sn 189.991 r, 1.3819, 101.0000, mg/L, 0.4794, 0.0066, 28 Aug 2008  04:25:40, 9.9
L71134-16MSD, Sr 421.552 r, 1.0261, 101.0000, mg/L, 0.9357, 0.0096, 28 Aug 2008  04:25:40, 9.9
L71134-16MSD, Ti 337.280 r, 8.2781, 101.0000, mg/L, 0.8283, 0.0686, 28 Aug 2008  04:25:40, 9.9
L71134-16MSD, Ti 334.941 r, 8.0847, 101.0000, mg/L, 0.8937, 0.0723, 28 Aug 2008  04:25:40, 9.9
L71134-16MSD, Tl 190.864 r, 2.0637, 101.0000, mg/L, 1.7004, 0.0351, 28 Aug 2008  04:25:40, 1.0
L71134-16MSD, V 292.401 r, 0.0421, 101.0000, mg/L, 4.3513, 0.0018, 28 Aug 2008  04:25:40, 1.00
L71134-16MSD, Zn 213.856 r, 16.9245, 101.0000, mg/L, 1.0691, 0.1809, 28 Aug 2008  04:25:40, 9.
L71134-16MSD, Zn 206.200 r, 16.6536, 101.0000, mg/L, 1.1862, 0.1975, 28 Aug 2008  04:25:40, 9.
L71134-16MSD, Y 371.030 r, 1.0320, 101.0000, mg/L, 0.8470, 0.0087, 28 Aug 2008  04:25:40, 0.00
L71134-17, Ag 328.068 r, 0.0320, 101.0000, mg/L, 15.4314, 0.0049, 28 Aug 2008  04:29:07, 1.000
L71134-17, Al 396.152 r, 95.6485, 101.0000, mg/L, 0.6851, 0.6553, 28 Aug 2008  04:29:07, 9.999
L71134-17, As 189.042 r, 0.3654, 101.0000, mg/L, 4.0492, 0.0148, 28 Aug 2008  04:29:07, 1.0000
L71134-17, B 249.677 r, 0.0685, 101.0000, mg/L, 1.0438, 0.0007, 28 Aug 2008  04:29:07, 9.99995
L71134-17, Ba 493.409 r, 0.7687, 101.0000, mg/L, 0.6409, 0.0049, 28 Aug 2008  04:29:07, 9.9999
L71134-17, Be 234.861 r, 0.0094, 101.0000, mg/L, 1.4944, 0.0001, 28 Aug 2008  04:29:07, 9.9999
L71134-17, Bi 223.061 r, -0.5848, 101.0000, mg/L, -4.2715, 0.0250, 28 Aug 2008  04:29:07, 9.99
L71134-17, Ca 315.887 r, 78.3791, 101.0000, mg/L, 0.3846, 0.3014, 28 Aug 2008  04:29:07, 9.999
L71134-17, Cd 214.441 r, 0.0526, 101.0000, mg/L, 0.6544, 0.0003, 28 Aug 2008  04:29:07, 9.9993
L71134-17, Co 228.615 r, 0.2290, 101.0000, mg/L, 1.0178, 0.0023, 28 Aug 2008  04:29:07, 9.9986
L71134-17, Cr 267.716 r, 1.9089, 101.0000, mg/L, 0.3091, 0.0059, 28 Aug 2008  04:29:07, 9.9998
L71134-17, Cr 205.552 r, 1.9633, 101.0000, mg/L, 0.4218, 0.0083, 28 Aug 2008  04:29:07, 9.9997
L71134-17, Cu 324.754 r, 40.7524, 101.0000, mg/L, 0.5587, 0.2277, 28 Aug 2008  04:29:07, 9.999
L71134-17, Fe 240.489 r, 512.3367, 101.0000, mg/L, 0.1871, 0.9585, 28 Aug 2008  04:29:07, 9.99
L71134-17, Fe 259.940 r, 439.5756, 101.0000, mg/L, 0.1526, 0.6706, 28 Aug 2008  04:29:07, 9.99
L71134-17, Ga 294.364 r, 0.1110, 101.0000, mg/L, 2.5237, 0.0028, 28 Aug 2008  04:29:07, 9.9999
L71134-17, K 766.491 r, 23.6417, 101.0000, mg/L, 0.5725, 0.1353, 28 Aug 2008  04:29:07, 1.0000
L71134-17, Li 670.784 r, 0.1258, 101.0000, mg/L, 0.1039, 0.0001, 28 Aug 2008  04:29:07, 9.9999
```

```
L71134-17, Mg 279.078 r, 42.2287, 101.0000, mg/L, 0.2260, 0.0954, 28 Aug 2008  04:29:07, 9.999
L71134-17, Mn 257.610 r, 6.7633, 101.0000, mg/L, 0.3033, 0.0205, 28 Aug 2008  04:29:07, 9.9998
L71134-17, Mo 202.030 r, 21.9731, 101.0000, mg/L, 0.5395, 0.1185, 28 Aug 2008  04:29:07, 9.999
L71134-17, Na 330.237 r, 18.0070, 101.0000, mg/L, 1.5658, 0.2819, 28 Aug 2008  04:29:07, 9.957
L71134-17, Na 589.592 r, 4.0013, 101.0000, mg/L, 0.3676, 0.0147, 28 Aug 2008  04:29:07, 1.0000
L71134-17, Ni 221.648 r, 0.5083, 101.0000, mg/L, 0.0181, 0.0001, 28 Aug 2008  04:29:07, 9.9986
L71134-17, Ni 231.604 r, 0.2878, 101.0000, mg/L, 1.3994, 0.0040, 28 Aug 2008  04:29:07, 9.9993
L71134-17, Pb 220.353 r, 2.7403, 101.0000, mg/L, 0.2740, 0.0075, 28 Aug 2008  04:29:07, 9.9992
L71134-17, Sb 206.833 r, -0.2278, 101.0000, mg/L, -3.1170, 0.0071, 28 Aug 2008  04:29:07, 9.99
L71134-17, Sb 217.581 r, -0.0006, 101.0000, mg/L, -1403.5595, 0.0090, 28 Aug 2008  04:29:07, 9
L71134-17, Sc 361.383 r, 0.0249, 101.0000, mg/L, 0.2440, 0.0001, 28 Aug 2008  04:29:07, 9.9996
L71134-17, Sc 357.253 r, 0.0242, 101.0000, mg/L, 1.7584, 0.0004, 28 Aug 2008  04:29:07, 9.9996
L71134-17, Se 196.090 r, -0.0192, 101.0000, mg/L, -102.2134, 0.0196, 28 Aug 2008  04:29:07, 9.
L71134-17, Si 251.611 r, 12.2408, 101.0000, mg/L, 0.6322, 0.0774, 28 Aug 2008  04:29:07, 9.999
L71134-17, Sn 189.991 r, 0.7119, 101.0000, mg/L, 0.6992, 0.0050, 28 Aug 2008  04:29:07, 9.9998
L71134-17, Sr 421.552 r, 0.3753, 101.0000, mg/L, 0.4936, 0.0019, 28 Aug 2008  04:29:07, 9.9991
L71134-17, Ti 337.280 r, 5.7484, 101.0000, mg/L, 0.2276, 0.0131, 28 Aug 2008  04:29:07, 9.9999
L71134-17, Ti 334.941 r, 5.6160, 101.0000, mg/L, 0.5135, 0.0288, 28 Aug 2008  04:29:07, 9.9999
L71134-17, Tl 190.864 r, 0.0426, 101.0000, mg/L, 43.0213, 0.0183, 28 Aug 2008  04:29:07, 1.000
L71134-17, V 292.401 r, -0.0028, 101.0000, mg/L, -1.7075, 0.0000, 28 Aug 2008  04:29:07, 1.000
L71134-17, Zn 213.856 r, 7.3340, 101.0000, mg/L, 0.2974, 0.0218, 28 Aug 2008  04:29:07, 9.9997
L71134-17, Zn 206.200 r, 7.4913, 101.0000, mg/L, 0.0767, 0.0057, 28 Aug 2008  04:29:07, 9.9979
L71134-17, Y 371.030 r, 1.0920, 101.0000, mg/L, 0.3008, 0.0033, 28 Aug 2008  04:29:07, 0.00000
CCV, Ag 328.068 r, 0.4932, 1.0000, mg/L, 0.1072, 0.0005, 28 Aug 2008  04:32:33, -, EPA200.7/60
CCV, Al 396.152 r, 1.0237, 1.0000, mg/L, 0.3612, 0.0037, 28 Aug 2008  04:32:33, -, EPA200.7/60
CCV, As 189.042 r, 2.0685, 1.0000, mg/L, 0.3335, 0.0069, 28 Aug 2008  04:32:33, -, EPA200.7/60
CCV, B 249.677 r, 1.0293, 1.0000, mg/L, 0.1662, 0.0017, 28 Aug 2008  04:32:33, -, EPA200.7/601
CCV, Ba 493.409 r, 1.0121, 1.0000, mg/L, 0.0353, 0.0004, 28 Aug 2008  04:32:33, -, EPA200.7/60
CCV, Be 234.861 r, 1.0144, 1.0000, mg/L, 0.2997, 0.0030, 28 Aug 2008  04:32:33, -, EPA200.7/60
CCV, Bi 223.061 r, 0.9073, 1.0000, mg/L, 1.8715, 0.0170, 28 Aug 2008  04:32:33, -, EPA200.7/60
CCV, Ca 315.887 r, 51.1183, 1.0000, mg/L, 0.0617, 0.0316, 28 Aug 2008  04:32:33, -, EPA200.7/6
CCV, Cd 214.441 r, 0.9899, 1.0000, mg/L, 0.1035, 0.0010, 28 Aug 2008  04:32:33, -, EPA200.7/60
CCV, Co 228.615 r, 1.0178, 1.0000, mg/L, 0.0521, 0.0005, 28 Aug 2008  04:32:33, -, EPA200.7/60
CCV, Cr 267.716 r, 1.0058, 1.0000, mg/L, 0.1156, 0.0012, 28 Aug 2008  04:32:33, -, EPA200.7/60
CCV, Cr 205.552 r, 1.0169, 1.0000, mg/L, 0.1822, 0.0019, 28 Aug 2008  04:32:33, -, EPA200.7/60
CCV, Cu 324.754 r, 1.0184, 1.0000, mg/L, 0.5065, 0.0052, 28 Aug 2008  04:32:33, -, EPA200.7/60
CCV, Fe 240.489 r, (H)1.1284, 1.0000, mg/L, 2.7990, 0.0316, 28 Aug 2008  04:32:33, -, EPA200.7
CCV, Fe 259.940 r, (H)1.1470, 1.0000, mg/L, 2.7320, 0.0313, 28 Aug 2008  04:32:33, -, EPA200.7
CCV, Ga 294.364 r, 1.0766, 1.0000, mg/L, 1.5767, 0.0170, 28 Aug 2008  04:32:33, -, EPA200.7/60
CCV, K 766.491 r, 9.5631, 1.0000, mg/L, 0.4512, 0.0431, 28 Aug 2008  04:32:33, -, EPA200.7/601
CCV, Li 670.784 r, 0.9785, 1.0000, mg/L, 0.0422, 0.0004, 28 Aug 2008  04:32:33, -, EPA200.7/60
CCV, Mg 279.078 r, 51.1375, 1.0000, mg/L, 0.0698, 0.0357, 28 Aug 2008  04:32:33, -, EPA200.7/6
CCV, Mn 257.610 r, 0.9969, 1.0000, mg/L, 0.0612, 0.0006, 28 Aug 2008  04:32:33, -, EPA200.7/60
CCV, Mo 202.030 r, 1.0244, 1.0000, mg/L, 0.1786, 0.0018, 28 Aug 2008  04:32:33, -, EPA200.7/60
CCV, Na 330.237 r, 52.1778, 1.0000, mg/L, 0.3269, 0.1706, 28 Aug 2008  04:32:33, -, EPA200.7/6
CCV, Na 589.592 r, 51.6454, 1.0000, mg/L, 0.0978, 0.0505, 28 Aug 2008  04:32:33, -, EPA200.7/6
CCV, Ni 221.648 r, 1.0925, 1.0000, mg/L, 0.0217, 0.0002, 28 Aug 2008  04:32:33, -, EPA200.7/60
CCV, Ni 231.604 r, 0.9860, 1.0000, mg/L, 0.0761, 0.0007, 28 Aug 2008  04:32:33, -, EPA200.7/60
CCV, Pb 220.353 r, 2.0011, 1.0000, mg/L, 0.4117, 0.0082, 28 Aug 2008  04:32:33, -, EPA200.7/60
CCV, Sb 206.833 r, 1.8658, 1.0000, mg/L, 1.0706, 0.0200, 28 Aug 2008  04:32:33, -, EPA200.7/60
CCV, Sb 217.581 r, 1.9747, 1.0000, mg/L, 0.3203, 0.0063, 28 Aug 2008  04:32:33, -, EPA200.7/60
CCV, Sc 361.383 r, 1.0099, 1.0000, mg/L, 0.0218, 0.0002, 28 Aug 2008  04:32:33, -, EPA200.7/60
CCV, Sc 357.253 r, 1.0071, 1.0000, mg/L, 0.0619, 0.0006, 28 Aug 2008  04:32:33, -, EPA200.7/60
CCV, Se 196.090 r, 2.0836, 1.0000, mg/L, 0.4730, 0.0099, 28 Aug 2008  04:32:33, -, EPA200.7/60
CCV, Si 251.611 r, 9.9673, 1.0000, mg/L, 0.2920, 0.0291, 28 Aug 2008  04:32:33, -, EPA200.7/60
CCV, Sn 189.991 r, 1.0056, 1.0000, mg/L, 0.1749, 0.0018, 28 Aug 2008  04:32:33, -, EPA200.7/60
CCV, Sr 421.552 r, 1.0543, 1.0000, mg/L, 0.3902, 0.0041, 28 Aug 2008  04:32:33, -, EPA200.7/60
CCV, Ti 337.280 r, 0.9797, 1.0000, mg/L, 0.0972, 0.0010, 28 Aug 2008  04:32:33, -, EPA200.7/60
CCV, Ti 334.941 r, 0.9773, 1.0000, mg/L, 0.1629, 0.0016, 28 Aug 2008  04:32:33, -, EPA200.7/60
CCV, Tl 190.864 r, 2.0708, 1.0000, mg/L, 5.9555, 0.1233, 28 Aug 2008  04:32:33, -, EPA200.7/60
```

```
CCV, V 292.401 r, 1.0488, 1.0000, mg/L, 0.1602, 0.0017, 28 Aug 2008  04:32:33, -, EPA200.7/601
CCV, Zn 213.856 r, 1.0183, 1.0000, mg/L, 0.0925, 0.0009, 28 Aug 2008  04:32:33, -, EPA200.7/60
CCV, Zn 206.200 r, 1.0167, 1.0000, mg/L, 0.1822, 0.0019, 28 Aug 2008  04:32:33, -, EPA200.7/60
CCV, Y 371.030 r, 1.0134, 1.0000, mg/L, 0.7411, 0.0075, 28 Aug 2008  04:32:33, -, EPA200.7/601
CCB, Ag 328.068 r, 0.0021, 1.0000, mg/L, 117.2273, 0.0025, 28 Aug 2008  04:36:00, -, EPA200.7/
CCB, Al 396.152 r, 0.0135, 1.0000, mg/L, 21.7935, 0.0029, 28 Aug 2008  04:36:00, -, EPA200.7/6
CCB, As 189.042 r, 0.0111, 1.0000, mg/L, 35.3877, 0.0039, 28 Aug 2008  04:36:00, -, EPA200.7/6
CCB, B 249.677 r, 0.0030, 1.0000, mg/L, 10.8286, 0.0003, 28 Aug 2008  04:36:00, -, EPA200.7/60
CCB, Ba 493.409 r, 0.0004, 1.0000, mg/L, 42.5620, 0.0002, 28 Aug 2008  04:36:00, -, EPA200.7/6
CCB, Be 234.861 r, 0.0016, 1.0000, mg/L, 2.9206, 0.0000, 28 Aug 2008  04:36:00, -, EPA200.7/60
CCB, Bi 223.061 r, 0.0027, 1.0000, mg/L, 167.3203, 0.0044, 28 Aug 2008  04:36:00, -, EPA200.7/
CCB, Ca 315.887 r, -0.2406, 1.0000, mg/L, -0.4392, 0.0011, 28 Aug 2008  04:36:00, -, EPA200.7/
CCB, Cd 214.441 r, -0.0061, 1.0000, mg/L, -0.8975, 0.0001, 28 Aug 2008  04:36:00, -, EPA200.7/
CCB, Co 228.615 r, -0.0087, 1.0000, mg/L, -25.9373, 0.0023, 28 Aug 2008  04:36:00, -, EPA200.7
CCB, Cr 267.716 r, -0.0101, 1.0000, mg/L, -3.1769, 0.0003, 28 Aug 2008  04:36:00, -, EPA200.7/
CCB, Cr 205.552 r, -0.0124, 1.0000, mg/L, -4.6125, 0.0006, 28 Aug 2008  04:36:00, -, EPA200.7/
CCB, Cu 324.754 r, 0.0093, 1.0000, mg/L, 3.5285, 0.0003, 28 Aug 2008  04:36:00, -, EPA200.7/60
CCB, Fe 240.489 r, 0.0135, 1.0000, mg/L, 34.0045, 0.0046, 28 Aug 2008  04:36:00, -, EPA200.7/6
CCB, Fe 259.940 r, 0.0093, 1.0000, mg/L, 47.0961, 0.0044, 28 Aug 2008  04:36:00, -, EPA200.7/6
CCB, Ga 294.364 r, 0.0240, 1.0000, mg/L, 50.5830, 0.0121, 28 Aug 2008  04:36:00, -, EPA200.7/6
CCB, K 766.491 r, -0.0076, 1.0000, mg/L, -598.4197, 0.0453, 28 Aug 2008  04:36:00, -, EPA200.7
CCB, Li 670.784 r, -0.0019, 1.0000, mg/L, -31.1919, 0.0006, 28 Aug 2008  04:36:00, -, EPA200.7
CCB, Mg 279.078 r, -0.1103, 1.0000, mg/L, -0.2685, 0.0003, 28 Aug 2008  04:36:00, -, EPA200.7/
CCB, Mn 257.610 r, -0.0032, 1.0000, mg/L, -5.7207, 0.0002, 28 Aug 2008  04:36:00, -, EPA200.7/
CCB, Mo 202.030 r, 0.0008, 1.0000, mg/L, 90.5814, 0.0007, 28 Aug 2008  04:36:00, -, EPA200.7/6
CCB, Na 330.237 r, -5.6007, 1.0000, mg/L, -4.2211, 0.2364, 28 Aug 2008  04:36:00, -, EPA200.7/
CCB, Na 589.592 r, -0.0435, 1.0000, mg/L, -37.3380, 0.0162, 28 Aug 2008  04:36:00, -, EPA200.7
CCB, Ni 221.648 r, -0.0083, 1.0000, mg/L, -16.7799, 0.0014, 28 Aug 2008  04:36:00, -, EPA200.7
CCB, Ni 231.604 r, -0.0028, 1.0000, mg/L, -18.4770, 0.0005, 28 Aug 2008  04:36:00, -, EPA200.7
CCB, Pb 220.353 r, -0.0286, 1.0000, mg/L, -2.3232, 0.0007, 28 Aug 2008  04:36:00, -, EPA200.7/
CCB, Sb 206.833 r, -0.0067, 1.0000, mg/L, -16.6390, 0.0011, 28 Aug 2008  04:36:00, -, EPA200.7
CCB, Sb 217.581 r, -0.0028, 1.0000, mg/L, -764.2940, 0.0213, 28 Aug 2008  04:36:00, -, EPA200.
CCB, Sc 361.383 r, -0.0045, 1.0000, mg/L, -0.7178, 0.0000, 28 Aug 2008  04:36:00, -, EPA200.7/
CCB, Sc 357.253 r, -0.0033, 1.0000, mg/L, -18.9320, 0.0006, 28 Aug 2008  04:36:00, -, EPA200.7
CCB, Se 196.090 r, 0.0442, 1.0000, mg/L, 43.0937, 0.0191, 28 Aug 2008  04:36:00, -, EPA200.7/6
CCB, Si 251.611 r, 0.0187, 1.0000, mg/L, 1.6314, 0.0003, 28 Aug 2008  04:36:00, -, EPA200.7/60
CCB, Sn 189.991 r, -0.0125, 1.0000, mg/L, -4.7183, 0.0006, 28 Aug 2008  04:36:00, -, EPA200.7/
CCB, Sr 421.552 r, -0.0074, 1.0000, mg/L, -0.9589, 0.0001, 28 Aug 2008  04:36:00, -, EPA200.7/
CCB, Ti 337.280 r, 0.0021, 1.0000, mg/L, 30.1326, 0.0006, 28 Aug 2008  04:36:00, -, EPA200.7/6
CCB, Ti 334.941 r, 0.0009, 1.0000, mg/L, 35.8363, 0.0003, 28 Aug 2008  04:36:00, -, EPA200.7/6
CCB, Tl 190.864 r, 0.0357, 1.0000, mg/L, 56.5176, 0.0202, 28 Aug 2008  04:36:00, -, EPA200.7/6
CCB, V 292.401 r, -0.0013, 1.0000, mg/L, -11.8053, 0.0001, 28 Aug 2008  04:36:00, -, EPA200.7/
CCB, Zn 213.856 r, -0.0029, 1.0000, mg/L, -13.5208, 0.0004, 28 Aug 2008  04:36:00, -, EPA200.7
CCB, Zn 206.200 r, -0.0119, 1.0000, mg/L, -10.4193, 0.0012, 28 Aug 2008  04:36:00, -, EPA200.7
CCB, Y 371.030 r, 0.9878, 1.0000, mg/L, 0.7498, 0.0074, 28 Aug 2008  04:36:00, -, EPA200.7/601
```

WG250782
Instrument ID: ICP5
Date file created: 8/29/2008 10:09:04 AM
P:\PDFMerge\icp5\WG250782raw.CSV

Sample ID,Line,Intensity,A,B,C,Date Sample,,
CalBlk - 1, Ag 328.068 r, 4277, -, -, -, 28 Aug 2008 02:24:54,
CalBlk - 1, Al 396.152 r, -269, -, -, -, 28 Aug 2008 02:24:54,
CalBlk - 1, As 189.042 r, 81, -, -, -, 28 Aug 2008 02:24:54,
CalBlk - 1, B 249.677 r, 523, -, -, -, 28 Aug 2008 02:24:54,
CalBlk - 1, Ba 493.409 r, 103523, -, -, -, 28 Aug 2008 02:24:54,
CalBlk - 1, Be 234.861 r, -1269, -, -, -, 28 Aug 2008 02:24:54,
CalBlk - 1, Bi 223.061 r, -122, -, -, -, 28 Aug 2008 02:24:54,
CalBlk - 1, Ca 315.887 r, 1535, -, -, -, 28 Aug 2008 02:24:54,
CalBlk - 1, Cd 214.441 r, 29, -, -, -, 28 Aug 2008 02:24:54,
CalBlk - 1, Co 228.615 r, -45, -, -, -, 28 Aug 2008 02:24:54,
CalBlk - 1, Cr 267.716 r, -754, -, -, -, 28 Aug 2008 02:24:54,
CalBlk - 1, Cr 205.552 r, -45, -, -, -, 28 Aug 2008 02:24:54,
CalBlk - 1, Cu 324.754 r, 10177, -, -, -, 28 Aug 2008 02:24:54,
CalBlk - 1, Fe 240.489 r, 1540, -, -, -, 28 Aug 2008 02:24:54,
CalBlk - 1, Fe 259.940 r, 3641, -, -, -, 28 Aug 2008 02:24:54,
CalBlk - 1, Ga 294.364 r, -1725, -, -, -, 28 Aug 2008 02:24:54,
CalBlk - 1, K 766.491 r, 5094, -, -, -, 28 Aug 2008 02:24:54,
CalBlk - 1, Li 670.784 r, 6201, -, -, -, 28 Aug 2008 02:24:54,
CalBlk - 1, Mg 279.078 r, -108, -, -, -, 28 Aug 2008 02:24:54,
CalBlk - 1, Mn 257.610 r, 969, -, -, -, 28 Aug 2008 02:24:54,
CalBlk - 1, Mo 202.030 r, 220, -, -, -, 28 Aug 2008 02:24:54,
CalBlk - 1, Na 330.237 r, 8260, -, -, -, 28 Aug 2008 02:24:54,
CalBlk - 1, Na 589.592 r, 33399, -, -, -, 28 Aug 2008 02:24:54,
CalBlk - 1, Ni 221.648 r, -383, -, -, -, 28 Aug 2008 02:24:54,
CalBlk - 1, Ni 231.604 r, 338, -, -, -, 28 Aug 2008 02:24:54,
CalBlk - 1, Pb 220.353 r, 140, -, -, -, 28 Aug 2008 02:24:54,
CalBlk - 1, Sb 206.833 r, 54, -, -, -, 28 Aug 2008 02:24:54,
CalBlk - 1, Sb 217.581 r, -234, -, -, -, 28 Aug 2008 02:24:54,
CalBlk - 1, Sc 361.383 r, 4588, -, -, -, 28 Aug 2008 02:24:54,
CalBlk - 1, Sc 357.253 r, 181193, -, -, -, 28 Aug 2008 02:24:54,
CalBlk - 1, Se 196.090 r, -87, -, -, -, 28 Aug 2008 02:24:54,
CalBlk - 1, Si 251.611 r, 580, -, -, -, 28 Aug 2008 02:24:54,
CalBlk - 1, Sn 189.991 r, 85, -, -, -, 28 Aug 2008 02:24:54,
CalBlk - 1, Sr 421.552 r, 2040, -, -, -, 28 Aug 2008 02:24:54,
CalBlk - 1, Ti 337.280 r, -6469, -, -, -, 28 Aug 2008 02:24:54,
CalBlk - 1, Ti 334.941 r, 15694, -, -, -, 28 Aug 2008 02:24:54,
CalBlk - 1, Tl 190.864 r, -136, -, -, -, 28 Aug 2008 02:24:54,
CalBlk - 1, V 292.401 r, -24, -, -, -, 28 Aug 2008 02:24:54,
CalBlk - 1, Zn 213.856 r, 1854, -, -, -, 28 Aug 2008 02:24:54,
CalBlk - 1, Zn 206.200 r, 409, -, -, -, 28 Aug 2008 02:24:54,
CalBlk - 1, Y 371.030 r, 5452491, -, -, -, 28 Aug 2008 02:24:54,
CalBlk - 2, Ag 328.068 r, 3677, -, -, -, 28 Aug 2008 02:24:54,
CalBlk - 2, Al 396.152 r, 576, -, -, -, 28 Aug 2008 02:24:54,
CalBlk - 2, As 189.042 r, 116, -, -, -, 28 Aug 2008 02:24:54,
CalBlk - 2, B 249.677 r, 685, -, -, -, 28 Aug 2008 02:24:54,
CalBlk - 2, Ba 493.409 r, 102619, -, -, -, 28 Aug 2008 02:24:54,
CalBlk - 2, Be 234.861 r, -1136, -, -, -, 28 Aug 2008 02:24:54,
CalBlk - 2, Bi 223.061 r, -146, -, -, -, 28 Aug 2008 02:24:54,
CalBlk - 2, Ca 315.887 r, -11, -, -, -, 28 Aug 2008 02:24:54,
CalBlk - 2, Cd 214.441 r, 64, -, -, -, 28 Aug 2008 02:24:54,
CalBlk - 2, Co 228.615 r, -218, -, -, -, 28 Aug 2008 02:24:54,
CalBlk - 2, Cr 267.716 r, -678, -, -, -, 28 Aug 2008 02:24:54,
CalBlk - 2, Cr 205.552 r, -14, -, -, -, 28 Aug 2008 02:24:54,
CalBlk - 2, Cu 324.754 r, 9736, -, -, -, 28 Aug 2008 02:24:54,

```
CalBlk - 2, Fe 240.489 r, 1082, -, -, -, 28 Aug 2008  02:24:54,
CalBlk - 2, Fe 259.940 r, 3029, -, -, -, 28 Aug 2008  02:24:54,
CalBlk - 2, Ga 294.364 r, -1302, -, -, -, 28 Aug 2008  02:24:54,
CalBlk - 2, K 766.491 r, 6538, -, -, -, 28 Aug 2008  02:24:54,
CalBlk - 2, Li 670.784 r, 6018, -, -, -, 28 Aug 2008  02:24:54,
CalBlk - 2, Mg 279.078 r, -23, -, -, -, 28 Aug 2008  02:24:54,
CalBlk - 2, Mn 257.610 r, 941, -, -, -, 28 Aug 2008  02:24:54,
CalBlk - 2, Mo 202.030 r, 394, -, -, -, 28 Aug 2008  02:24:54,
CalBlk - 2, Na 330.237 r, 6464, -, -, -, 28 Aug 2008  02:24:54,
CalBlk - 2, Na 589.592 r, 33875, -, -, -, 28 Aug 2008  02:24:54,
CalBlk - 2, Ni 221.648 r, -484, -, -, -, 28 Aug 2008  02:24:54,
CalBlk - 2, Ni 231.604 r, 298, -, -, -, 28 Aug 2008  02:24:54,
CalBlk - 2, Pb 220.353 r, 162, -, -, -, 28 Aug 2008  02:24:54,
CalBlk - 2, Sb 206.833 r, 80, -, -, -, 28 Aug 2008  02:24:54,
CalBlk - 2, Sb 217.581 r, -116, -, -, -, 28 Aug 2008  02:24:54,
CalBlk - 2, Sc 361.383 r, 3848, -, -, -, 28 Aug 2008  02:24:54,
CalBlk - 2, Sc 357.253 r, 184055, -, -, -, 28 Aug 2008  02:24:54,
CalBlk - 2, Se 196.090 r, -21, -, -, -, 28 Aug 2008  02:24:54,
CalBlk - 2, Si 251.611 r, 758, -, -, -, 28 Aug 2008  02:24:54,
CalBlk - 2, Sn 189.991 r, 49, -, -, -, 28 Aug 2008  02:24:54,
CalBlk - 2, Sr 421.552 r, 1979, -, -, -, 28 Aug 2008  02:24:54,
CalBlk - 2, Ti 337.280 r, -5761, -, -, -, 28 Aug 2008  02:24:54,
CalBlk - 2, Ti 334.941 r, 15843, -, -, -, 28 Aug 2008  02:24:54,
CalBlk - 2, Tl 190.864 r, -47, -, -, -, 28 Aug 2008  02:24:54,
CalBlk - 2, V 292.401 r, -60, -, -, -, 28 Aug 2008  02:24:54,
CalBlk - 2, Zn 213.856 r, 1775, -, -, -, 28 Aug 2008  02:24:54,
CalBlk - 2, Zn 206.200 r, 286, -, -, -, 28 Aug 2008  02:24:54,
CalBlk - 2, Y 371.030 r, 5443229, -, -, -, 28 Aug 2008  02:24:54,
CalStd1 - 1, Ag 328.068 r, 90445, -, -, -, 28 Aug 2008  02:28:23,
CalStd1 - 1, Al 396.152 r, 388498, -, -, -, 28 Aug 2008  02:28:23,
CalStd1 - 1, As 189.042 r, 6843, -, -, -, 28 Aug 2008  02:28:23,
CalStd1 - 1, B 249.677 r, 183938, -, -, -, 28 Aug 2008  02:28:23,
CalStd1 - 1, Ba 493.409 r, 2055542, -, -, -, 28 Aug 2008  02:28:23,
CalStd1 - 1, Be 234.861 r, 1741417, -, -, -, 28 Aug 2008  02:28:23,
CalStd1 - 1, Bi 223.061 r, 20515, -, -, -, 28 Aug 2008  02:28:23,
CalStd1 - 1, Ca 315.887 r, 472790, -, -, -, 28 Aug 2008  02:28:23,
CalStd1 - 1, Cd 214.441 r, 130348, -, -, -, 28 Aug 2008  02:28:23,
CalStd1 - 1, Co 228.615 r, 52903, -, -, -, 28 Aug 2008  02:28:23,
CalStd1 - 1, Cr 267.716 r, 181146, -, -, -, 28 Aug 2008  02:28:23,
CalStd1 - 1, Cr 205.552 r, 136266, -, -, -, 28 Aug 2008  02:28:23,
CalStd1 - 1, Cu 324.754 r, 409536, -, -, -, 28 Aug 2008  02:28:23,
CalStd1 - 1, Fe 240.489 r, 211805, -, -, -, 28 Aug 2008  02:28:23,
CalStd1 - 1, Fe 259.940 r, 502394, -, -, -, 28 Aug 2008  02:28:23,
CalStd1 - 1, Ga 294.364 r, 8050, -, -, -, 28 Aug 2008  02:28:23,
CalStd1 - 1, K 766.491 r, 190251, -, -, -, 28 Aug 2008  02:28:23,
CalStd1 - 1, Li 670.784 r, 556256, -, -, -, 28 Aug 2008  02:28:23,
CalStd1 - 1, Mg 279.078 r, 87747, -, -, -, 28 Aug 2008  02:28:23,
CalStd1 - 1, Mn 257.610 r, 555552, -, -, -, 28 Aug 2008  02:28:23,
CalStd1 - 1, Mo 202.030 r, 34899, -, -, -, 28 Aug 2008  02:28:23,
CalStd1 - 1, Na 330.237 r, 11887, -, -, -, 28 Aug 2008  02:28:23,
CalStd1 - 1, Na 589.592 r, 139231, -, -, -, 28 Aug 2008  02:28:23,
CalStd1 - 1, Ni 221.648 r, 55412, -, -, -, 28 Aug 2008  02:28:23,
CalStd1 - 1, Ni 231.604 r, 41712, -, -, -, 28 Aug 2008  02:28:23,
CalStd1 - 1, Pb 220.353 r, 28462, -, -, -, 28 Aug 2008  02:28:23,
CalStd1 - 1, Sb 206.833 r, 7691, -, -, -, 28 Aug 2008  02:28:23,
CalStd1 - 1, Sb 217.581 r, 5043, -, -, -, 28 Aug 2008  02:28:23,
CalStd1 - 1, Sc 361.383 r, 2707984, -, -, -, 28 Aug 2008  02:28:23,
CalStd1 - 1, Sc 357.253 r, 2171578, -, -, -, 28 Aug 2008  02:28:23,
CalStd1 - 1, Se 196.090 r, 5343, -, -, -, 28 Aug 2008  02:28:23,
CalStd1 - 1, Si 251.611 r, 91849, -, -, -, 28 Aug 2008  02:28:23,
```

```
CalStd1 - 1, Sn 189.991 r, 24522, -, -, -, 28 Aug 2008  02:28:23,
CalStd1 - 1, Sr 421.552 r, 6286062, -, -, -, 28 Aug 2008  02:28:23,
CalStd1 - 1, Ti 337.280 r, 343459, -, -, -, 28 Aug 2008  02:28:23,
CalStd1 - 1, Ti 334.941 r, 844511, -, -, -, 28 Aug 2008  02:28:23,
CalStd1 - 1, Tl 190.864 r, 26467, -, -, -, 28 Aug 2008  02:28:23,
CalStd1 - 1, V 292.401 r, 176982, -, -, -, 28 Aug 2008  02:28:23,
CalStd1 - 1, Zn 213.856 r, 135580, -, -, -, 28 Aug 2008  02:28:23,
CalStd1 - 1, Zn 206.200 r, 73837, -, -, -, 28 Aug 2008  02:28:23,
CalStd1 - 1, Y 371.030 r, 5538487, -, -, -, 28 Aug 2008  02:28:23,
CalStd1 - 2, Ag 328.068 r, 90775, -, -, -, 28 Aug 2008  02:28:23,
CalStd1 - 2, Al 396.152 r, 389554, -, -, -, 28 Aug 2008  02:28:23,
CalStd1 - 2, As 189.042 r, 6822, -, -, -, 28 Aug 2008  02:28:23,
CalStd1 - 2, B 249.677 r, 186170, -, -, -, 28 Aug 2008  02:28:23,
CalStd1 - 2, Ba 493.409 r, 2052948, -, -, -, 28 Aug 2008  02:28:23,
CalStd1 - 2, Be 234.861 r, 1749340, -, -, -, 28 Aug 2008  02:28:23,
CalStd1 - 2, Bi 223.061 r, 20606, -, -, -, 28 Aug 2008  02:28:23,
CalStd1 - 2, Ca 315.887 r, 473604, -, -, -, 28 Aug 2008  02:28:23,
CalStd1 - 2, Cd 214.441 r, 131623, -, -, -, 28 Aug 2008  02:28:23,
CalStd1 - 2, Co 228.615 r, 53014, -, -, -, 28 Aug 2008  02:28:23,
CalStd1 - 2, Cr 267.716 r, 182435, -, -, -, 28 Aug 2008  02:28:23,
CalStd1 - 2, Cr 205.552 r, 136964, -, -, -, 28 Aug 2008  02:28:23,
CalStd1 - 2, Cu 324.754 r, 407948, -, -, -, 28 Aug 2008  02:28:23,
CalStd1 - 2, Fe 240.489 r, 213036, -, -, -, 28 Aug 2008  02:28:23,
CalStd1 - 2, Fe 259.940 r, 505200, -, -, -, 28 Aug 2008  02:28:23,
CalStd1 - 2, Ga 294.364 r, 8244, -, -, -, 28 Aug 2008  02:28:23,
CalStd1 - 2, K 766.491 r, 197269, -, -, -, 28 Aug 2008  02:28:23,
CalStd1 - 2, Li 670.784 r, 557275, -, -, -, 28 Aug 2008  02:28:23,
CalStd1 - 2, Mg 279.078 r, 88314, -, -, -, 28 Aug 2008  02:28:23,
CalStd1 - 2, Mn 257.610 r, 560786, -, -, -, 28 Aug 2008  02:28:23,
CalStd1 - 2, Mo 202.030 r, 35049, -, -, -, 28 Aug 2008  02:28:23,
CalStd1 - 2, Na 330.237 r, 11936, -, -, -, 28 Aug 2008  02:28:23,
CalStd1 - 2, Na 589.592 r, 142043, -, -, -, 28 Aug 2008  02:28:23,
CalStd1 - 2, Ni 221.648 r, 55558, -, -, -, 28 Aug 2008  02:28:23,
CalStd1 - 2, Ni 231.604 r, 42080, -, -, -, 28 Aug 2008  02:28:23,
CalStd1 - 2, Pb 220.353 r, 28463, -, -, -, 28 Aug 2008  02:28:23,
CalStd1 - 2, Sb 206.833 r, 7630, -, -, -, 28 Aug 2008  02:28:23,
CalStd1 - 2, Sb 217.581 r, 4993, -, -, -, 28 Aug 2008  02:28:23,
CalStd1 - 2, Sc 361.383 r, 2712990, -, -, -, 28 Aug 2008  02:28:23,
CalStd1 - 2, Sc 357.253 r, 2174460, -, -, -, 28 Aug 2008  02:28:23,
CalStd1 - 2, Se 196.090 r, 5378, -, -, -, 28 Aug 2008  02:28:23,
CalStd1 - 2, Si 251.611 r, 92894, -, -, -, 28 Aug 2008  02:28:23,
CalStd1 - 2, Sn 189.991 r, 24945, -, -, -, 28 Aug 2008  02:28:23,
CalStd1 - 2, Sr 421.552 r, 6285322, -, -, -, 28 Aug 2008  02:28:23,
CalStd1 - 2, Ti 337.280 r, 344831, -, -, -, 28 Aug 2008  02:28:23,
CalStd1 - 2, Ti 334.941 r, 852142, -, -, -, 28 Aug 2008  02:28:23,
CalStd1 - 2, Tl 190.864 r, 29618, -, -, -, 28 Aug 2008  02:28:23,
CalStd1 - 2, V 292.401 r, 178107, -, -, -, 28 Aug 2008  02:28:23,
CalStd1 - 2, Zn 213.856 r, 135072, -, -, -, 28 Aug 2008  02:28:23,
CalStd1 - 2, Zn 206.200 r, 74802, -, -, -, 28 Aug 2008  02:28:23,
CalStd1 - 2, Y 371.030 r, 5524159, -, -, -, 28 Aug 2008  02:28:23,
CalStd2 - 1, Ag 328.068 r, 179811, -, -, -, 28 Aug 2008  02:31:50,
CalStd2 - 1, Al 396.152 r, 787308, -, -, -, 28 Aug 2008  02:31:50,
CalStd2 - 1, As 189.042 r, 13779, -, -, -, 28 Aug 2008  02:31:50,
CalStd2 - 1, B 249.677 r, 374947, -, -, -, 28 Aug 2008  02:31:50,
CalStd2 - 1, Ba 493.409 r, 4043241, -, -, -, 28 Aug 2008  02:31:50,
CalStd2 - 1, Be 234.861 r, 3541182, -, -, -, 28 Aug 2008  02:31:50,
CalStd2 - 1, Bi 223.061 r, 41344, -, -, -, 28 Aug 2008  02:31:50,
CalStd2 - 1, Ca 315.887 r, 958726, -, -, -, 28 Aug 2008  02:31:50,
CalStd2 - 1, Cd 214.441 r, 259996, -, -, -, 28 Aug 2008  02:31:50,
CalStd2 - 1, Co 228.615 r, 104269, -, -, -, 28 Aug 2008  02:31:50,
```

```
CalStd2 - 1, Cr 267.716 r, 365721, -, -, -, 28 Aug 2008  02:31:50,
CalStd2 - 1, Cr 205.552 r, 272385, -, -, -, 28 Aug 2008  02:31:50,
CalStd2 - 1, Cu 324.754 r, 821154, -, -, -, 28 Aug 2008  02:31:50,
CalStd2 - 1, Fe 240.489 r, 425068, -, -, -, 28 Aug 2008  02:31:50,
CalStd2 - 1, Fe 259.940 r, 1006007, -, -, -, 28 Aug 2008  02:31:50,
CalStd2 - 1, Ga 294.364 r, 17943, -, -, -, 28 Aug 2008  02:31:50,
CalStd2 - 1, K 766.491 r, 383902, -, -, -, 28 Aug 2008  02:31:50,
CalStd2 - 1, Li 670.784 r, 1117103, -, -, -, 28 Aug 2008  02:31:50,
CalStd2 - 1, Mg 279.078 r, 178068, -, -, -, 28 Aug 2008  02:31:50,
CalStd2 - 1, Mn 257.610 r, 1119634, -, -, -, 28 Aug 2008  02:31:50,
CalStd2 - 1, Mo 202.030 r, 69893, -, -, -, 28 Aug 2008  02:31:50,
CalStd2 - 1, Na 330.237 r, 16852, -, -, -, 28 Aug 2008  02:31:50,
CalStd2 - 1, Na 589.592 r, 245500, -, -, -, 28 Aug 2008  02:31:50,
CalStd2 - 1, Ni 221.648 r, 109427, -, -, -, 28 Aug 2008  02:31:50,
CalStd2 - 1, Ni 231.604 r, 82703, -, -, -, 28 Aug 2008  02:31:50,
CalStd2 - 1, Pb 220.353 r, 56243, -, -, -, 28 Aug 2008  02:31:50,
CalStd2 - 1, Sb 206.833 r, 15579, -, -, -, 28 Aug 2008  02:31:50,
CalStd2 - 1, Sb 217.581 r, 10789, -, -, -, 28 Aug 2008  02:31:50,
CalStd2 - 1, Sc 361.383 r, 5401343, -, -, -, 28 Aug 2008  02:31:50,
CalStd2 - 1, Sc 357.253 r, 4151652, -, -, -, 28 Aug 2008  02:31:50,
CalStd2 - 1, Se 196.090 r, 11081, -, -, -, 28 Aug 2008  02:31:50,
CalStd2 - 1, Si 251.611 r, 186455, -, -, -, 28 Aug 2008  02:31:50,
CalStd2 - 1, Sn 189.991 r, 49359, -, -, -, 28 Aug 2008  02:31:50,
CalStd2 - 1, Sr 421.552 r, 12404489, -, -, -, 28 Aug 2008  02:31:50,
CalStd2 - 1, Ti 337.280 r, 704948, -, -, -, 28 Aug 2008  02:31:50,
CalStd2 - 1, Ti 334.941 r, 1704769, -, -, -, 28 Aug 2008  02:31:50,
CalStd2 - 1, Tl 190.864 r, 53854, -, -, -, 28 Aug 2008  02:31:50,
CalStd2 - 1, V 292.401 r, 358454, -, -, -, 28 Aug 2008  02:31:50,
CalStd2 - 1, Zn 213.856 r, 268661, -, -, -, 28 Aug 2008  02:31:50,
CalStd2 - 1, Zn 206.200 r, 144818, -, -, -, 28 Aug 2008  02:31:50,
CalStd2 - 1, Y 371.030 r, 5615786, -, -, -, 28 Aug 2008  02:31:50,
CalStd2 - 2, Ag 328.068 r, 181228, -, -, -, 28 Aug 2008  02:31:50,
CalStd2 - 2, Al 396.152 r, 802617, -, -, -, 28 Aug 2008  02:31:50,
CalStd2 - 2, As 189.042 r, 13869, -, -, -, 28 Aug 2008  02:31:50,
CalStd2 - 2, B 249.677 r, 381659, -, -, -, 28 Aug 2008  02:31:50,
CalStd2 - 2, Ba 493.409 r, 4094151, -, -, -, 28 Aug 2008  02:31:50,
CalStd2 - 2, Be 234.861 r, 3596914, -, -, -, 28 Aug 2008  02:31:50,
CalStd2 - 2, Bi 223.061 r, 41852, -, -, -, 28 Aug 2008  02:31:50,
CalStd2 - 2, Ca 315.887 r, 973163, -, -, -, 28 Aug 2008  02:31:50,
CalStd2 - 2, Cd 214.441 r, 263399, -, -, -, 28 Aug 2008  02:31:50,
CalStd2 - 2, Co 228.615 r, 105608, -, -, -, 28 Aug 2008  02:31:50,
CalStd2 - 2, Cr 267.716 r, 368302, -, -, -, 28 Aug 2008  02:31:50,
CalStd2 - 2, Cr 205.552 r, 276718, -, -, -, 28 Aug 2008  02:31:50,
CalStd2 - 2, Cu 324.754 r, 829543, -, -, -, 28 Aug 2008  02:31:50,
CalStd2 - 2, Fe 240.489 r, 431306, -, -, -, 28 Aug 2008  02:31:50,
CalStd2 - 2, Fe 259.940 r, 1020136, -, -, -, 28 Aug 2008  02:31:50,
CalStd2 - 2, Ga 294.364 r, 18643, -, -, -, 28 Aug 2008  02:31:50,
CalStd2 - 2, K 766.491 r, 391117, -, -, -, 28 Aug 2008  02:31:50,
CalStd2 - 2, Li 670.784 r, 1130654, -, -, -, 28 Aug 2008  02:31:50,
CalStd2 - 2, Mg 279.078 r, 180459, -, -, -, 28 Aug 2008  02:31:50,
CalStd2 - 2, Mn 257.610 r, 1130905, -, -, -, 28 Aug 2008  02:31:50,
CalStd2 - 2, Mo 202.030 r, 70934, -, -, -, 28 Aug 2008  02:31:50,
CalStd2 - 2, Na 330.237 r, 17001, -, -, -, 28 Aug 2008  02:31:50,
CalStd2 - 2, Na 589.592 r, 250526, -, -, -, 28 Aug 2008  02:31:50,
CalStd2 - 2, Ni 221.648 r, 111236, -, -, -, 28 Aug 2008  02:31:50,
CalStd2 - 2, Ni 231.604 r, 83959, -, -, -, 28 Aug 2008  02:31:50,
CalStd2 - 2, Pb 220.353 r, 56922, -, -, -, 28 Aug 2008  02:31:50,
CalStd2 - 2, Sb 206.833 r, 15950, -, -, -, 28 Aug 2008  02:31:50,
CalStd2 - 2, Sb 217.581 r, 10940, -, -, -, 28 Aug 2008  02:31:50,
CalStd2 - 2, Sc 361.383 r, 5474266, -, -, -, 28 Aug 2008  02:31:50,
```

```
CalStd2 - 2, Sc 357.253 r, 4212134, -, -, -, 28 Aug 2008  02:31:50,
CalStd2 - 2, Se 196.090 r, 10947, -, -, -, 28 Aug 2008  02:31:50,
CalStd2 - 2, Si 251.611 r, 190433, -, -, -, 28 Aug 2008  02:31:50,
CalStd2 - 2, Sn 189.991 r, 50145, -, -, -, 28 Aug 2008  02:31:50,
CalStd2 - 2, Sr 421.552 r, 12609255, -, -, -, 28 Aug 2008  02:31:50,
CalStd2 - 2, Ti 337.280 r, 716822, -, -, -, 28 Aug 2008  02:31:50,
CalStd2 - 2, Ti 334.941 r, 1730007, -, -, -, 28 Aug 2008  02:31:50,
CalStd2 - 2, Tl 190.864 r, 60489, -, -, -, 28 Aug 2008  02:31:50,
CalStd2 - 2, V 292.401 r, 363569, -, -, -, 28 Aug 2008  02:31:50,
CalStd2 - 2, Zn 213.856 r, 272453, -, -, -, 28 Aug 2008  02:31:50,
CalStd2 - 2, Zn 206.200 r, 146843, -, -, -, 28 Aug 2008  02:31:50,
CalStd2 - 2, Y 371.030 r, 5647817, -, -, -, 28 Aug 2008  02:31:50,
CalStd3 - 1, Ag 328.068 r, 4158, -, -, -, 28 Aug 2008  02:35:18,
CalStd3 - 1, Al 396.152 r, -4109, -, -, -, 28 Aug 2008  02:35:18,
CalStd3 - 1, As 189.042 r, 95, -, -, -, 28 Aug 2008  02:35:18,
CalStd3 - 1, B 249.677 r, 125, -, -, -, 28 Aug 2008  02:35:18,
CalStd3 - 1, Ba 493.409 r, 115764, -, -, -, 28 Aug 2008  02:35:18,
CalStd3 - 1, Be 234.861 r, -888, -, -, -, 28 Aug 2008  02:35:18,
CalStd3 - 1, Bi 223.061 r, 35, -, -, -, 28 Aug 2008  02:35:18,
CalStd3 - 1, Ca 315.887 r, 17644563, -, -, -, 28 Aug 2008  02:35:18,
CalStd3 - 1, Cd 214.441 r, 165, -, -, -, 28 Aug 2008  02:35:18,
CalStd3 - 1, Co 228.615 r, -92, -, -, -, 28 Aug 2008  02:35:18,
CalStd3 - 1, Cr 267.716 r, -378, -, -, -, 28 Aug 2008  02:35:18,
CalStd3 - 1, Cr 205.552 r, 126, -, -, -, 28 Aug 2008  02:35:18,
CalStd3 - 1, Cu 324.754 r, 11311, -, -, -, 28 Aug 2008  02:35:18,
CalStd3 - 1, Fe 240.489 r, 81, -, -, -, 28 Aug 2008  02:35:18,
CalStd3 - 1, Fe 259.940 r, 1928, -, -, -, 28 Aug 2008  02:35:18,
CalStd3 - 1, Ga 294.364 r, -785, -, -, -, 28 Aug 2008  02:35:18,
CalStd3 - 1, K 766.491 r, 3896751, -, -, -, 28 Aug 2008  02:35:18,
CalStd3 - 1, Li 670.784 r, 6259, -, -, -, 28 Aug 2008  02:35:18,
CalStd3 - 1, Mg 279.078 r, 880593, -, -, -, 28 Aug 2008  02:35:18,
CalStd3 - 1, Mn 257.610 r, 1805, -, -, -, 28 Aug 2008  02:35:18,
CalStd3 - 1, Mo 202.030 r, 320, -, -, -, 28 Aug 2008  02:35:18,
CalStd3 - 1, Na 330.237 r, 82306, -, -, -, 28 Aug 2008  02:35:18,
CalStd3 - 1, Na 589.592 r, 10697753, -, -, -, 28 Aug 2008  02:35:18,
CalStd3 - 1, Ni 221.648 r, -374, -, -, -, 28 Aug 2008  02:35:18,
CalStd3 - 1, Ni 231.604 r, 653, -, -, -, 28 Aug 2008  02:35:18,
CalStd3 - 1, Pb 220.353 r, 43, -, -, -, 28 Aug 2008  02:35:18,
CalStd3 - 1, Sb 206.833 r, 49, -, -, -, 28 Aug 2008  02:35:18,
CalStd3 - 1, Sb 217.581 r, -475, -, -, -, 28 Aug 2008  02:35:18,
CalStd3 - 1, Sc 361.383 r, 5267, -, -, -, 28 Aug 2008  02:35:18,
CalStd3 - 1, Sc 357.253 r, 198283, -, -, -, 28 Aug 2008  02:35:18,
CalStd3 - 1, Se 196.090 r, -107, -, -, -, 28 Aug 2008  02:35:18,
CalStd3 - 1, Si 251.611 r, 525, -, -, -, 28 Aug 2008  02:35:18,
CalStd3 - 1, Sn 189.991 r, -109, -, -, -, 28 Aug 2008  02:35:18,
CalStd3 - 1, Sr 421.552 r, 9060, -, -, -, 28 Aug 2008  02:35:18,
CalStd3 - 1, Ti 337.280 r, -4402, -, -, -, 28 Aug 2008  02:35:18,
CalStd3 - 1, Ti 334.941 r, -11, -, -, -, 28 Aug 2008  02:35:18,
CalStd3 - 1, Tl 190.864 r, 510, -, -, -, 28 Aug 2008  02:35:18,
CalStd3 - 1, V 292.401 r, 831, -, -, -, 28 Aug 2008  02:35:18,
CalStd3 - 1, Zn 213.856 r, 2345, -, -, -, 28 Aug 2008  02:35:18,
CalStd3 - 1, Zn 206.200 r, 528, -, -, -, 28 Aug 2008  02:35:18,
CalStd3 - 1, Y 371.030 r, 5707882, -, -, -, 28 Aug 2008  02:35:18,
CalStd3 - 2, Ag 328.068 r, 4228, -, -, -, 28 Aug 2008  02:35:18,
CalStd3 - 2, Al 396.152 r, -2896, -, -, -, 28 Aug 2008  02:35:18,
CalStd3 - 2, As 189.042 r, -28, -, -, -, 28 Aug 2008  02:35:18,
CalStd3 - 2, B 249.677 r, 301, -, -, -, 28 Aug 2008  02:35:18,
CalStd3 - 2, Ba 493.409 r, 115673, -, -, -, 28 Aug 2008  02:35:18,
CalStd3 - 2, Be 234.861 r, -1072, -, -, -, 28 Aug 2008  02:35:18,
CalStd3 - 2, Bi 223.061 r, -14, -, -, -, 28 Aug 2008  02:35:18,
```

```
CalStd3 - 2, Ca 315.887 r, 17787026, -, -, -, 28 Aug 2008  02:35:18,
CalStd3 - 2, Cd 214.441 r, 3, -, -, -, 28 Aug 2008  02:35:18,
CalStd3 - 2, Co 228.615 r, -83, -, -, -, 28 Aug 2008  02:35:18,
CalStd3 - 2, Cr 267.716 r, -671, -, -, -, 28 Aug 2008  02:35:18,
CalStd3 - 2, Cr 205.552 r, 81, -, -, -, 28 Aug 2008  02:35:18,
CalStd3 - 2, Cu 324.754 r, 11222, -, -, -, 28 Aug 2008  02:35:18,
CalStd3 - 2, Fe 240.489 r, 26, -, -, -, 28 Aug 2008  02:35:18,
CalStd3 - 2, Fe 259.940 r, 1870, -, -, -, 28 Aug 2008  02:35:18,
CalStd3 - 2, Ga 294.364 r, -577, -, -, -, 28 Aug 2008  02:35:18,
CalStd3 - 2, K 766.491 r, 3903424, -, -, -, 28 Aug 2008  02:35:18,
CalStd3 - 2, Li 670.784 r, 6010, -, -, -, 28 Aug 2008  02:35:18,
CalStd3 - 2, Mg 279.078 r, 886628, -, -, -, 28 Aug 2008  02:35:18,
CalStd3 - 2, Mn 257.610 r, 1624, -, -, -, 28 Aug 2008  02:35:18,
CalStd3 - 2, Mo 202.030 r, 548, -, -, -, 28 Aug 2008  02:35:18,
CalStd3 - 2, Na 330.237 r, 82905, -, -, -, 28 Aug 2008  02:35:18,
CalStd3 - 2, Na 589.592 r, 10682736, -, -, -, 28 Aug 2008  02:35:18,
CalStd3 - 2, Ni 221.648 r, -470, -, -, -, 28 Aug 2008  02:35:18,
CalStd3 - 2, Ni 231.604 r, 470, -, -, -, 28 Aug 2008  02:35:18,
CalStd3 - 2, Pb 220.353 r, -189, -, -, -, 28 Aug 2008  02:35:18,
CalStd3 - 2, Sb 206.833 r, 21, -, -, -, 28 Aug 2008  02:35:18,
CalStd3 - 2, Sb 217.581 r, -245, -, -, -, 28 Aug 2008  02:35:18,
CalStd3 - 2, Sc 361.383 r, 4998, -, -, -, 28 Aug 2008  02:35:18,
CalStd3 - 2, Sc 357.253 r, 196927, -, -, -, 28 Aug 2008  02:35:18,
CalStd3 - 2, Se 196.090 r, 12, -, -, -, 28 Aug 2008  02:35:18,
CalStd3 - 2, Si 251.611 r, 883, -, -, -, 28 Aug 2008  02:35:18,
CalStd3 - 2, Sn 189.991 r, -43, -, -, -, 28 Aug 2008  02:35:18,
CalStd3 - 2, Sr 421.552 r, 7456, -, -, -, 28 Aug 2008  02:35:18,
CalStd3 - 2, Ti 337.280 r, -6839, -, -, -, 28 Aug 2008  02:35:18,
CalStd3 - 2, Ti 334.941 r, 519, -, -, -, 28 Aug 2008  02:35:18,
CalStd3 - 2, Tl 190.864 r, 258, -, -, -, 28 Aug 2008  02:35:18,
CalStd3 - 2, V 292.401 r, 658, -, -, -, 28 Aug 2008  02:35:18,
CalStd3 - 2, Zn 213.856 r, 2113, -, -, -, 28 Aug 2008  02:35:18,
CalStd3 - 2, Zn 206.200 r, 382, -, -, -, 28 Aug 2008  02:35:18,
CalStd3 - 2, Y 371.030 r, 5673766, -, -, -, 28 Aug 2008  02:35:18,
ICV - 1, Ag 328.068 r, 180713, -, -, -, 28 Aug 2008  02:38:46,
ICV - 1, Al 396.152 r, 164273, -, -, -, 28 Aug 2008  02:38:46,
ICV - 1, As 189.042 r, 11144, -, -, -, 28 Aug 2008  02:38:46,
ICV - 1, B 249.677 r, 153723, -, -, -, 28 Aug 2008  02:38:46,
ICV - 1, Ba 493.409 r, 4106837, -, -, -, 28 Aug 2008  02:38:46,
ICV - 1, Be 234.861 r, 3662246, -, -, -, 28 Aug 2008  02:38:46,
ICV - 1, Bi 223.061 r, 14472, -, -, -, 28 Aug 2008  02:38:46,
ICV - 1, Ca 315.887 r, 17778672, -, -, -, 28 Aug 2008  02:38:46,
ICV - 1, Cd 214.441 r, 256612, -, -, -, 28 Aug 2008  02:38:46,
ICV - 1, Co 228.615 r, 104943, -, -, -, 28 Aug 2008  02:38:46,
ICV - 1, Cr 267.716 r, 147842, -, -, -, 28 Aug 2008  02:38:46,
ICV - 1, Cr 205.552 r, 110158, -, -, -, 28 Aug 2008  02:38:46,
ICV - 1, Cu 324.754 r, 825328, -, -, -, 28 Aug 2008  02:38:46,
ICV - 1, Fe 240.489 r, 167598, -, -, -, 28 Aug 2008  02:38:46,
ICV - 1, Fe 259.940 r, 402626, -, -, -, 28 Aug 2008  02:38:46,
ICV - 1, Ga 294.364 r, 19444, -, -, -, 28 Aug 2008  02:38:46,
ICV - 1, K 766.491 r, 800803, -, -, -, 28 Aug 2008  02:38:46,
ICV - 1, Li 670.784 r, 1129211, -, -, -, 28 Aug 2008  02:38:46,
ICV - 1, Mg 279.078 r, 1807878, -, -, -, 28 Aug 2008  02:38:46,
ICV - 1, Mn 257.610 r, 1121732, -, -, -, 28 Aug 2008  02:38:46,
ICV - 1, Mo 202.030 r, 70857, -, -, -, 28 Aug 2008  02:38:46,
ICV - 1, Na 330.237 r, 90064, -, -, -, 28 Aug 2008  02:38:46,
ICV - 1, Na 589.592 r, 10843759, -, -, -, 28 Aug 2008  02:38:46,
ICV - 1, Ni 221.648 r, 122237, -, -, -, 28 Aug 2008  02:38:46,
ICV - 1, Ni 231.604 r, 81373, -, -, -, 28 Aug 2008  02:38:46,
ICV - 1, Pb 220.353 r, 44599, -, -, -, 28 Aug 2008  02:38:46,
```

```
ICV - 1, Sb 206.833 r, 30012, -, -, -, 28 Aug 2008  02:38:46,
ICV - 1, Sb 217.581 r, 21745, -, -, -, 28 Aug 2008  02:38:46,
ICV - 1, Sc 361.383 r, 5461399, -, -, -, 28 Aug 2008  02:38:46,
ICV - 1, Sc 357.253 r, 4195266, -, -, -, 28 Aug 2008  02:38:46,
ICV - 1, Se 196.090 r, 9159, -, -, -, 28 Aug 2008  02:38:46,
ICV - 1, Si 251.611 r, 743314, -, -, -, 28 Aug 2008  02:38:46,
ICV - 1, Sn 189.991 r, 20058, -, -, -, 28 Aug 2008  02:38:46,
ICV - 1, Sr 421.552 r, 12962390, -, -, -, 28 Aug 2008  02:38:46,
ICV - 1, Ti 337.280 r, 1415062, -, -, -, 28 Aug 2008  02:38:46,
ICV - 1, Ti 334.941 r, 3341596, -, -, -, 28 Aug 2008  02:38:46,
ICV - 1, Tl 190.864 r, 21333, -, -, -, 28 Aug 2008  02:38:46,
ICV - 1, V 292.401 r, 758871, -, -, -, 28 Aug 2008  02:38:46,
ICV - 1, Zn 213.856 r, 274012, -, -, -, 28 Aug 2008  02:38:46,
ICV - 1, Zn 206.200 r, 143454, -, -, -, 28 Aug 2008  02:38:46,
ICV - 1, Y 371.030 r, 5610533, -, -, -, 28 Aug 2008  02:38:46,
ICV - 2, Ag 328.068 r, 182916, -, -, -, 28 Aug 2008  02:38:46,
ICV - 2, Al 396.152 r, 166583, -, -, -, 28 Aug 2008  02:38:46,
ICV - 2, As 189.042 r, 11416, -, -, -, 28 Aug 2008  02:38:46,
ICV - 2, B 249.677 r, 155636, -, -, -, 28 Aug 2008  02:38:46,
ICV - 2, Ba 493.409 r, 4141783, -, -, -, 28 Aug 2008  02:38:46,
ICV - 2, Be 234.861 r, 3696122, -, -, -, 28 Aug 2008  02:38:46,
ICV - 2, Bi 223.061 r, 14493, -, -, -, 28 Aug 2008  02:38:46,
ICV - 2, Ca 315.887 r, 17965798, -, -, -, 28 Aug 2008  02:38:46,
ICV - 2, Cd 214.441 r, 259566, -, -, -, 28 Aug 2008  02:38:46,
ICV - 2, Co 228.615 r, 105777, -, -, -, 28 Aug 2008  02:38:46,
ICV - 2, Cr 267.716 r, 147825, -, -, -, 28 Aug 2008  02:38:46,
ICV - 2, Cr 205.552 r, 110917, -, -, -, 28 Aug 2008  02:38:46,
ICV - 2, Cu 324.754 r, 828639, -, -, -, 28 Aug 2008  02:38:46,
ICV - 2, Fe 240.489 r, 168618, -, -, -, 28 Aug 2008  02:38:46,
ICV - 2, Fe 259.940 r, 407263, -, -, -, 28 Aug 2008  02:38:46,
ICV - 2, Ga 294.364 r, 19278, -, -, -, 28 Aug 2008  02:38:46,
ICV - 2, K 766.491 r, 800524, -, -, -, 28 Aug 2008  02:38:46,
ICV - 2, Li 670.784 r, 1134563, -, -, -, 28 Aug 2008  02:38:46,
ICV - 2, Mg 279.078 r, 1818502, -, -, -, 28 Aug 2008  02:38:46,
ICV - 2, Mn 257.610 r, 1133568, -, -, -, 28 Aug 2008  02:38:46,
ICV - 2, Mo 202.030 r, 71454, -, -, -, 28 Aug 2008  02:38:46,
ICV - 2, Na 330.237 r, 91754, -, -, -, 28 Aug 2008  02:38:46,
ICV - 2, Na 589.592 r, 10917665, -, -, -, 28 Aug 2008  02:38:46,
ICV - 2, Ni 221.648 r, 124263, -, -, -, 28 Aug 2008  02:38:46,
ICV - 2, Ni 231.604 r, 81692, -, -, -, 28 Aug 2008  02:38:46,
ICV - 2, Pb 220.353 r, 44982, -, -, -, 28 Aug 2008  02:38:46,
ICV - 2, Sb 206.833 r, 30451, -, -, -, 28 Aug 2008  02:38:46,
ICV - 2, Sb 217.581 r, 22273, -, -, -, 28 Aug 2008  02:38:46,
ICV - 2, Sc 361.383 r, 5486369, -, -, -, 28 Aug 2008  02:38:46,
ICV - 2, Sc 357.253 r, 4221910, -, -, -, 28 Aug 2008  02:38:46,
ICV - 2, Se 196.090 r, 9047, -, -, -, 28 Aug 2008  02:38:46,
ICV - 2, Si 251.611 r, 759736, -, -, -, 28 Aug 2008  02:38:46,
ICV - 2, Sn 189.991 r, 20185, -, -, -, 28 Aug 2008  02:38:46,
ICV - 2, Sr 421.552 r, 13075628, -, -, -, 28 Aug 2008  02:38:46,
ICV - 2, Ti 337.280 r, 1429015, -, -, -, 28 Aug 2008  02:38:46,
ICV - 2, Ti 334.941 r, 3369423, -, -, -, 28 Aug 2008  02:38:46,
ICV - 2, Tl 190.864 r, 24120, -, -, -, 28 Aug 2008  02:38:46,
ICV - 2, V 292.401 r, 764707, -, -, -, 28 Aug 2008  02:38:46,
ICV - 2, Zn 213.856 r, 276379, -, -, -, 28 Aug 2008  02:38:46,
ICV - 2, Zn 206.200 r, 143880, -, -, -, 28 Aug 2008  02:38:46,
ICV - 2, Y 371.030 r, 5668373, -, -, -, 28 Aug 2008  02:38:46,
ICB - 1, Ag 328.068 r, 4092, -, -, -, 28 Aug 2008  02:42:14,
ICB - 1, Al 396.152 r, 984, -, -, -, 28 Aug 2008  02:42:14,
ICB - 1, As 189.042 r, 112, -, -, -, 28 Aug 2008  02:42:14,
ICB - 1, B 249.677 r, 555, -, -, -, 28 Aug 2008  02:42:14,
```

```
ICB - 1, Ba 493.409 r, 104775, -, -, -, 28 Aug 2008  02:42:14,
ICB - 1, Be 234.861 r, -144, -, -, -, 28 Aug 2008  02:42:14,
ICB - 1, Bi 223.061 r, -162, -, -, -, 28 Aug 2008  02:42:14,
ICB - 1, Ca 315.887 r, 4184, -, -, -, 28 Aug 2008  02:42:14,
ICB - 1, Cd 214.441 r, 126, -, -, -, 28 Aug 2008  02:42:14,
ICB - 1, Co 228.615 r, -134, -, -, -, 28 Aug 2008  02:42:14,
ICB - 1, Cr 267.716 r, -482, -, -, -, 28 Aug 2008  02:42:14,
ICB - 1, Cr 205.552 r, -93, -, -, -, 28 Aug 2008  02:42:14,
ICB - 1, Cu 324.754 r, 9136, -, -, -, 28 Aug 2008  02:42:14,
ICB - 1, Fe 240.489 r, 517, -, -, -, 28 Aug 2008  02:42:14,
ICB - 1, Fe 259.940 r, 1272, -, -, -, 28 Aug 2008  02:42:14,
ICB - 1, Ga 294.364 r, -1364, -, -, -, 28 Aug 2008  02:42:14,
ICB - 1, K 766.491 r, 6444, -, -, -, 28 Aug 2008  02:42:14,
ICB - 1, Li 670.784 r, 7164, -, -, -, 28 Aug 2008  02:42:14,
ICB - 1, Mg 279.078 r, 417, -, -, -, 28 Aug 2008  02:42:14,
ICB - 1, Mn 257.610 r, 1169, -, -, -, 28 Aug 2008  02:42:14,
ICB - 1, Mo 202.030 r, 361, -, -, -, 28 Aug 2008  02:42:14,
ICB - 1, Na 330.237 r, 6839, -, -, -, 28 Aug 2008  02:42:14,
ICB - 1, Na 589.592 r, 40747, -, -, -, 28 Aug 2008  02:42:14,
ICB - 1, Ni 221.648 r, -378, -, -, -, 28 Aug 2008  02:42:14,
ICB - 1, Ni 231.604 r, 427, -, -, -, 28 Aug 2008  02:42:14,
ICB - 1, Pb 220.353 r, -22, -, -, -, 28 Aug 2008  02:42:14,
ICB - 1, Sb 206.833 r, -23, -, -, -, 28 Aug 2008  02:42:14,
ICB - 1, Sb 217.581 r, -283, -, -, -, 28 Aug 2008  02:42:14,
ICB - 1, Sc 361.383 r, 4829, -, -, -, 28 Aug 2008  02:42:14,
ICB - 1, Sc 357.253 r, 184179, -, -, -, 28 Aug 2008  02:42:14,
ICB - 1, Se 196.090 r, -36, -, -, -, 28 Aug 2008  02:42:14,
ICB - 1, Si 251.611 r, 756, -, -, -, 28 Aug 2008  02:42:14,
ICB - 1, Sn 189.991 r, 3, -, -, -, 28 Aug 2008  02:42:14,
ICB - 1, Sr 421.552 r, 4719, -, -, -, 28 Aug 2008  02:42:14,
ICB - 1, Ti 337.280 r, -5362, -, -, -, 28 Aug 2008  02:42:14,
ICB - 1, Ti 334.941 r, 16069, -, -, -, 28 Aug 2008  02:42:14,
ICB - 1, Tl 190.864 r, 209, -, -, -, 28 Aug 2008  02:42:14,
ICB - 1, V 292.401 r, 90, -, -, -, 28 Aug 2008  02:42:14,
ICB - 1, Zn 213.856 r, 1862, -, -, -, 28 Aug 2008  02:42:14,
ICB - 1, Zn 206.200 r, 372, -, -, -, 28 Aug 2008  02:42:14,
ICB - 1, Y 371.030 r, 5420736, -, -, -, 28 Aug 2008  02:42:14,
ICB - 2, Ag 328.068 r, 4088, -, -, -, 28 Aug 2008  02:42:14,
ICB - 2, Al 396.152 r, 484, -, -, -, 28 Aug 2008  02:42:14,
ICB - 2, As 189.042 r, 154, -, -, -, 28 Aug 2008  02:42:14,
ICB - 2, B 249.677 r, 492, -, -, -, 28 Aug 2008  02:42:14,
ICB - 2, Ba 493.409 r, 104407, -, -, -, 28 Aug 2008  02:42:14,
ICB - 2, Be 234.861 r, -432, -, -, -, 28 Aug 2008  02:42:14,
ICB - 2, Bi 223.061 r, -31, -, -, -, 28 Aug 2008  02:42:14,
ICB - 2, Ca 315.887 r, 3020, -, -, -, 28 Aug 2008  02:42:14,
ICB - 2, Cd 214.441 r, 162, -, -, -, 28 Aug 2008  02:42:14,
ICB - 2, Co 228.615 r, -152, -, -, -, 28 Aug 2008  02:42:14,
ICB - 2, Cr 267.716 r, -413, -, -, -, 28 Aug 2008  02:42:14,
ICB - 2, Cr 205.552 r, 116, -, -, -, 28 Aug 2008  02:42:14,
ICB - 2, Cu 324.754 r, 9103, -, -, -, 28 Aug 2008  02:42:14,
ICB - 2, Fe 240.489 r, 449, -, -, -, 28 Aug 2008  02:42:14,
ICB - 2, Fe 259.940 r, 1289, -, -, -, 28 Aug 2008  02:42:14,
ICB - 2, Ga 294.364 r, -1481, -, -, -, 28 Aug 2008  02:42:14,
ICB - 2, K 766.491 r, 8078, -, -, -, 28 Aug 2008  02:42:14,
ICB - 2, Li 670.784 r, 6849, -, -, -, 28 Aug 2008  02:42:14,
ICB - 2, Mg 279.078 r, 155, -, -, -, 28 Aug 2008  02:42:14,
ICB - 2, Mn 257.610 r, 1031, -, -, -, 28 Aug 2008  02:42:14,
ICB - 2, Mo 202.030 r, 573, -, -, -, 28 Aug 2008  02:42:14,
ICB - 2, Na 330.237 r, 7566, -, -, -, 28 Aug 2008  02:42:14,
ICB - 2, Na 589.592 r, 38054, -, -, -, 28 Aug 2008  02:42:14,
```

```
ICB - 2, Ni 221.648 r, -429, -, -, -, 28 Aug 2008  02:42:14,
ICB - 2, Ni 231.604 r, 490, -, -, -, 28 Aug 2008  02:42:14,
ICB - 2, Pb 220.353 r, 222, -, -, -, 28 Aug 2008  02:42:14,
ICB - 2, Sb 206.833 r, 43, -, -, -, 28 Aug 2008  02:42:14,
ICB - 2, Sb 217.581 r, -276, -, -, -, 28 Aug 2008  02:42:14,
ICB - 2, Sc 361.383 r, 3502, -, -, -, 28 Aug 2008  02:42:14,
ICB - 2, Sc 357.253 r, 183847, -, -, -, 28 Aug 2008  02:42:14,
ICB - 2, Se 196.090 r, -25, -, -, -, 28 Aug 2008  02:42:14,
ICB - 2, Si 251.611 r, 1037, -, -, -, 28 Aug 2008  02:42:14,
ICB - 2, Sn 189.991 r, 25, -, -, -, 28 Aug 2008  02:42:14,
ICB - 2, Sr 421.552 r, 4009, -, -, -, 28 Aug 2008  02:42:14,
ICB - 2, Ti 337.280 r, -6208, -, -, -, 28 Aug 2008  02:42:14,
ICB - 2, Ti 334.941 r, 16386, -, -, -, 28 Aug 2008  02:42:14,
ICB - 2, Tl 190.864 r, 283, -, -, -, 28 Aug 2008  02:42:14,
ICB - 2, V 292.401 r, 224, -, -, -, 28 Aug 2008  02:42:14,
ICB - 2, Zn 213.856 r, 2015, -, -, -, 28 Aug 2008  02:42:14,
ICB - 2, Zn 206.200 r, 452, -, -, -, 28 Aug 2008  02:42:14,
ICB - 2, Y 371.030 r, 5440192, -, -, -, 28 Aug 2008  02:42:14,
PQV - 1, Ag 328.068 r, 8120, -, -, -, 28 Aug 2008  02:45:43,
PQV - 1, Al 396.152 r, 11382, -, -, -, 28 Aug 2008  02:45:43,
PQV - 1, As 189.042 r, 675, -, -, -, 28 Aug 2008  02:45:43,
PQV - 1, B 249.677 r, 4619, -, -, -, 28 Aug 2008  02:45:43,
PQV - 1, Ba 493.409 r, 133973, -, -, -, 28 Aug 2008  02:45:43,
PQV - 1, Be 234.861 r, 16918, -, -, -, 28 Aug 2008  02:45:43,
PQV - 1, Bi 223.061 r, 1753, -, -, -, 28 Aug 2008  02:45:43,
PQV - 1, Ca 315.887 r, 187858, -, -, -, 28 Aug 2008  02:45:43,
PQV - 1, Cd 214.441 r, 2075, -, -, -, 28 Aug 2008  02:45:43,
PQV - 1, Co 228.615 r, 2630, -, -, -, 28 Aug 2008  02:45:43,
PQV - 1, Cr 267.716 r, 3107, -, -, -, 28 Aug 2008  02:45:43,
PQV - 1, Cr 205.552 r, 2886, -, -, -, 28 Aug 2008  02:45:43,
PQV - 1, Cu 324.754 r, 28072, -, -, -, 28 Aug 2008  02:45:43,
PQV - 1, Fe 240.489 r, 4943, -, -, -, 28 Aug 2008  02:45:43,
PQV - 1, Fe 259.940 r, 11358, -, -, -, 28 Aug 2008  02:45:43,
PQV - 1, Ga 294.364 r, 3654, -, -, -, 28 Aug 2008  02:45:43,
PQV - 1, K 766.491 r, 62764, -, -, -, 28 Aug 2008  02:45:43,
PQV - 1, Li 670.784 r, 62535, -, -, -, 28 Aug 2008  02:45:43,
PQV - 1, Mg 279.078 r, 18243, -, -, -, 28 Aug 2008  02:45:43,
PQV - 1, Mn 257.610 r, 15556, -, -, -, 28 Aug 2008  02:45:43,
PQV - 1, Mo 202.030 r, 2157, -, -, -, 28 Aug 2008  02:45:43,
PQV - 1, Na 330.237 r, 8660, -, -, -, 28 Aug 2008  02:45:43,
PQV - 1, Na 589.592 r, 198745, -, -, -, 28 Aug 2008  02:45:43,
PQV - 1, Ni 221.648 r, 3248, -, -, -, 28 Aug 2008  02:45:43,
PQV - 1, Ni 231.604 r, 2527, -, -, -, 28 Aug 2008  02:45:43,
PQV - 1, Pb 220.353 r, 2406, -, -, -, 28 Aug 2008  02:45:43,
PQV - 1, Sb 206.833 r, 678, -, -, -, 28 Aug 2008  02:45:43,
PQV - 1, Sb 217.581 r, 314, -, -, -, 28 Aug 2008  02:45:43,
PQV - 1, Sc 361.383 r, 1370062, -, -, -, 28 Aug 2008  02:45:43,
PQV - 1, Sc 357.253 r, 1182060, -, -, -, 28 Aug 2008  02:45:43,
PQV - 1, Se 196.090 r, 370, -, -, -, 28 Aug 2008  02:45:43,
PQV - 1, Si 251.611 r, 36831, -, -, -, 28 Aug 2008  02:45:43,
PQV - 1, Sn 189.991 r, 5075, -, -, -, 28 Aug 2008  02:45:43,
PQV - 1, Sr 421.552 r, 325009, -, -, -, 28 Aug 2008  02:45:43,
PQV - 1, Ti 337.280 r, 11418, -, -, -, 28 Aug 2008  02:45:43,
PQV - 1, Ti 334.941 r, 55778, -, -, -, 28 Aug 2008  02:45:43,
PQV - 1, Tl 190.864 r, 5992, -, -, -, 28 Aug 2008  02:45:43,
PQV - 1, V 292.401 r, 8809, -, -, -, 28 Aug 2008  02:45:43,
PQV - 1, Zn 213.856 r, 8832, -, -, -, 28 Aug 2008  02:45:43,
PQV - 1, Zn 206.200 r, 4213, -, -, -, 28 Aug 2008  02:45:43,
PQV - 1, Y 371.030 r, 5444218, -, -, -, 28 Aug 2008  02:45:43,
PQV - 2, Ag 328.068 r, 7910, -, -, -, 28 Aug 2008  02:45:43,
```

```
PQV - 2, Al 396.152 r, 11687, -, -, -, 28 Aug 2008  02:45:43,
PQV - 2, As 189.042 r, 539, -, -, -, 28 Aug 2008  02:45:43,
PQV - 2, B 249.677 r, 4410, -, -, -, 28 Aug 2008  02:45:43,
PQV - 2, Ba 493.409 r, 134316, -, -, -, 28 Aug 2008  02:45:43,
PQV - 2, Be 234.861 r, 17346, -, -, -, 28 Aug 2008  02:45:43,
PQV - 2, Bi 223.061 r, 1576, -, -, -, 28 Aug 2008  02:45:43,
PQV - 2, Ca 315.887 r, 188897, -, -, -, 28 Aug 2008  02:45:43,
PQV - 2, Cd 214.441 r, 2216, -, -, -, 28 Aug 2008  02:45:43,
PQV - 2, Co 228.615 r, 2551, -, -, -, 28 Aug 2008  02:45:43,
PQV - 2, Cr 267.716 r, 3197, -, -, -, 28 Aug 2008  02:45:43,
PQV - 2, Cr 205.552 r, 2932, -, -, -, 28 Aug 2008  02:45:43,
PQV - 2, Cu 324.754 r, 28763, -, -, -, 28 Aug 2008  02:45:43,
PQV - 2, Fe 240.489 r, 4999, -, -, -, 28 Aug 2008  02:45:43,
PQV - 2, Fe 259.940 r, 11221, -, -, -, 28 Aug 2008  02:45:43,
PQV - 2, Ga 294.364 r, 3880, -, -, -, 28 Aug 2008  02:45:43,
PQV - 2, K 766.491 r, 62153, -, -, -, 28 Aug 2008  02:45:43,
PQV - 2, Li 670.784 r, 61856, -, -, -, 28 Aug 2008  02:45:43,
PQV - 2, Mg 279.078 r, 17994, -, -, -, 28 Aug 2008  02:45:43,
PQV - 2, Mn 257.610 r, 15452, -, -, -, 28 Aug 2008  02:45:43,
PQV - 2, Mo 202.030 r, 2125, -, -, -, 28 Aug 2008  02:45:43,
PQV - 2, Na 330.237 r, 8841, -, -, -, 28 Aug 2008  02:45:43,
PQV - 2, Na 589.592 r, 197691, -, -, -, 28 Aug 2008  02:45:43,
PQV - 2, Ni 221.648 r, 3425, -, -, -, 28 Aug 2008  02:45:43,
PQV - 2, Ni 231.604 r, 2569, -, -, -, 28 Aug 2008  02:45:43,
PQV - 2, Pb 220.353 r, 2533, -, -, -, 28 Aug 2008  02:45:43,
PQV - 2, Sb 206.833 r, 708, -, -, -, 28 Aug 2008  02:45:43,
PQV - 2, Sb 217.581 r, 145, -, -, -, 28 Aug 2008  02:45:43,
PQV - 2, Sc 361.383 r, 1375438, -, -, -, 28 Aug 2008  02:45:43,
PQV - 2, Sc 357.253 r, 1181852, -, -, -, 28 Aug 2008  02:45:43,
PQV - 2, Se 196.090 r, 413, -, -, -, 28 Aug 2008  02:45:43,
PQV - 2, Si 251.611 r, 37377, -, -, -, 28 Aug 2008  02:45:43,
PQV - 2, Sn 189.991 r, 5069, -, -, -, 28 Aug 2008  02:45:43,
PQV - 2, Sr 421.552 r, 322584, -, -, -, 28 Aug 2008  02:45:43,
PQV - 2, Ti 337.280 r, 11571, -, -, -, 28 Aug 2008  02:45:43,
PQV - 2, Ti 334.941 r, 56780, -, -, -, 28 Aug 2008  02:45:43,
PQV - 2, Tl 190.864 r, 5970, -, -, -, 28 Aug 2008  02:45:43,
PQV - 2, V 292.401 r, 9181, -, -, -, 28 Aug 2008  02:45:43,
PQV - 2, Zn 213.856 r, 9020, -, -, -, 28 Aug 2008  02:45:43,
PQV - 2, Zn 206.200 r, 3995, -, -, -, 28 Aug 2008  02:45:43,
PQV - 2, Y 371.030 r, 5443087, -, -, -, 28 Aug 2008  02:45:43,
ICSAB - 1, Ag 328.068 r, 86435, 0.00000e+000, 3.19249e+001, -2.31932e-002, 28 Aug 2008  02:49:
ICSAB - 1, Al 396.152 r, 20123747, 0.00000e+000, 7.08588e+001, 4.14004e-003, 28 Aug 2008  02:4
ICSAB - 1, As 189.042 r, 14652, 0.00000e+000, 2.05208e+003, -3.63425e-002, 28 Aug 2008  02:49:
ICSAB - 1, B 249.677 r, 30030, 0.00000e+000, 7.45587e+001, -3.63850e-003, 28 Aug 2008  02:49:1
ICSAB - 1, Ba 493.409 r, 644029, 0.00000e+000, 2.84283e+000, -5.44497e-002, 28 Aug 2008  02:49
ICSAB - 1, Be 234.861 r, 495263, 0.00000e+000, 3.15484e+000, 1.96812e-003, 28 Aug 2008  02:49:
ICSAB - 1, Bi 223.061 r, 4139, 0.00000e+000, 6.74669e+002, 8.50815e-003, 28 Aug 2008  02:49:12
ICSAB - 1, Ca 315.887 r, 43608834, 0.00000e+000, 3.21996e+001, -2.55719e-001, 28 Aug 2008  02:
ICSAB - 1, Cd 214.441 r, 62922, 0.00000e+000, 4.30437e+001, -6.60155e-003, 28 Aug 2008  02:49:
ICSAB - 1, Co 228.615 r, 13375, 0.00000e+000, 1.07168e+002, -6.77392e-003, 28 Aug 2008  02:49:
ICSAB - 1, Cr 267.716 r, 18005, 0.00000e+000, 7.65680e+001, 1.28101e-003, 28 Aug 2008  02:49:1
ICSAB - 1, Cr 205.552 r, 13909, 0.00000e+000, 1.02548e+002, -1.04563e-002, 28 Aug 2008  02:49:
ICSAB - 1, Cu 324.754 r, 114059, 0.00000e+000, 1.38194e+001, -2.38998e-002, 28 Aug 2008  02:49
ICSAB - 1, Fe 240.489 r, 8120081, 0.00000e+000, 6.59719e+001, -2.17357e-002, 28 Aug 2008  02:4
ICSAB - 1, Fe 259.940 r, 18848249, 0.00000e+000, 2.78901e+001, -2.47550e-002, 28 Aug 2008  02:
ICSAB - 1, Ga 294.364 r, 5175, 0.00000e+000, 5.67239e+002, 1.59893e-001, 28 Aug 2008  02:49:12
ICSAB - 1, K 766.491 r, 1049803, 0.00000e+000, 1.46082e+002, -1.10028e-001, 28 Aug 2008  02:49
ICSAB - 1, Li 670.784 r, 300101, 0.00000e+000, 1.00788e+001, -1.23665e-002, 28 Aug 2008  02:49
ICSAB - 1, Mg 279.078 r, 4644428, 0.00000e+000, 3.22604e+002, -1.22601e-001, 28 Aug 2008  02:4
ICSAB - 1, Mn 257.610 r, 146345, 0.00000e+000, 1.00183e+001, -4.80395e-003, 28 Aug 2008  02:49
```

```
ICSAB - 1, Mo 202.030 r, 18482, 0.00000e+000, 1.60688e+002, -1.13661e-002, 28 Aug 2008  02:49:
ICSAB - 1, Na 330.237 r, 22469, 0.00000e+000, 7.93835e+003, -1.59780e+001, 28 Aug 2008  02:49:
ICSAB - 1, Na 589.592 r, 2946957, 0.00000e+000, 5.34179e+001, -3.46719e-001, 28 Aug 2008  02:4
ICSAB - 1, Ni 221.648 r, 28645, 0.00000e+000, 1.01651e+002, -9.88086e-004, 28 Aug 2008  02:49:
ICSAB - 1, Ni 231.604 r, 21133, 0.00000e+000, 1.35686e+002, -1.44373e-002, 28 Aug 2008  02:49:
ICSAB - 1, Pb 220.353 r, 7804, 0.00000e+000, 4.98966e+002, -3.14713e-002, 28 Aug 2008  02:49:1
ICSAB - 1, Sb 206.833 r, 4085, 0.00000e+000, 7.17610e+002, -3.78087e-003, 28 Aug 2008  02:49:1
ICSAB - 1, Sb 217.581 r, 2994, 0.00000e+000, 1.01917e+003, 4.73528e-002, 28 Aug 2008  02:49:12
ICSAB - 1, Sc 361.383 r, 1442595, 0.00000e+000, 2.07290e+000, -6.28284e-003, 28 Aug 2008  02:4
ICSAB - 1, Sc 357.253 r, 1247883, 0.00000e+000, 2.82063e+000, -9.90304e-002, 28 Aug 2008  02:4
ICSAB - 1, Se 196.090 r, 11446, 0.00000e+000, 2.54369e+003, 2.84249e-002, 28 Aug 2008  02:49:1
ICSAB - 1, Si 251.611 r, 98271, 0.00000e+000, 1.49981e+002, -1.38190e-002, 28 Aug 2008  02:49:
ICSAB - 1, Sn 189.991 r, 24200, 0.00000e+000, 5.66762e+002, -1.60209e-002, 28 Aug 2008  02:49:
ICSAB - 1, Sr 421.552 r, 3355681, 0.00000e+000, 9.00594e-001, -7.90767e-003, 28 Aug 2008  02:4
ICSAB - 1, Ti 337.280 r, 346275, 0.00000e+000, 7.85247e+000, 9.69121e-003, 28 Aug 2008  02:49:
ICSAB - 1, Ti 334.941 r, 806803, 0.00000e+000, 3.31074e+000, -8.97500e-003, 28 Aug 2008  02:49
ICSAB - 1, Tl 190.864 r, 13400, 0.00000e+000, 9.83599e+002, 1.53475e-002, 28 Aug 2008  02:49:1
ICSAB - 1, V 292.401 r, 97312, 0.00000e+000, 1.55984e+001, -1.45949e-004, 28 Aug 2008  02:49:1
ICSAB - 1, Zn 213.856 r, 74964, 0.00000e+000, 4.19204e+001, -1.78104e-002, 28 Aug 2008  02:49:
ICSAB - 1, Zn 206.200 r, 38168, 0.00000e+000, 7.73969e+001, -1.63201e-002, 28 Aug 2008  02:49:
ICSAB - 1, Y 371.030 r, 5718825, 0.00000e+000, 0.00000e+000, 1.00000e+000, 28 Aug 2008  02:49:
ICSAB - 2, Ag 328.068 r, 85863, 0.00000e+000, 3.19249e+001, -2.31932e-002, 28 Aug 2008  02:49:
ICSAB - 2, Al 396.152 r, 20102295, 0.00000e+000, 7.08588e+001, 4.14004e-003, 28 Aug 2008  02:4
ICSAB - 2, As 189.042 r, 14507, 0.00000e+000, 2.05208e+003, -3.63425e-002, 28 Aug 2008  02:49:
ICSAB - 2, B 249.677 r, 29401, 0.00000e+000, 7.45587e+001, -3.63850e-003, 28 Aug 2008  02:49:1
ICSAB - 2, Ba 493.409 r, 642377, 0.00000e+000, 2.84283e+000, -5.44497e-002, 28 Aug 2008  02:49
ICSAB - 2, Be 234.861 r, 496193, 0.00000e+000, 3.15484e+000, 1.96812e-003, 28 Aug 2008  02:49:
ICSAB - 2, Bi 223.061 r, 3902, 0.00000e+000, 6.74669e+002, 8.50815e-003, 28 Aug 2008  02:49:12
ICSAB - 2, Ca 315.887 r, 43715850, 0.00000e+000, 3.21996e+001, -2.55719e-001, 28 Aug 2008  02:
ICSAB - 2, Cd 214.441 r, 62821, 0.00000e+000, 4.30437e+001, -6.60155e-003, 28 Aug 2008  02:49:
ICSAB - 2, Co 228.615 r, 13652, 0.00000e+000, 1.07168e+002, -6.77392e-003, 28 Aug 2008  02:49:
ICSAB - 2, Cr 267.716 r, 18068, 0.00000e+000, 7.65680e+001, 1.28101e-003, 28 Aug 2008  02:49:1
ICSAB - 2, Cr 205.552 r, 13847, 0.00000e+000, 1.02548e+002, -1.04563e-002, 28 Aug 2008  02:49:
ICSAB - 2, Cu 324.754 r, 112637, 0.00000e+000, 1.38194e+001, -2.38998e-002, 28 Aug 2008  02:49
ICSAB - 2, Fe 240.489 r, 8108968, 0.00000e+000, 6.59719e+001, -2.17357e-002, 28 Aug 2008  02:4
ICSAB - 2, Fe 259.940 r, 18822951, 0.00000e+000, 2.78901e+001, -2.47550e-002, 28 Aug 2008  02:
ICSAB - 2, Ga 294.364 r, 4742, 0.00000e+000, 5.67239e+002, 1.59893e-001, 28 Aug 2008  02:49:12
ICSAB - 2, K 766.491 r, 1044872, 0.00000e+000, 1.46082e+002, -1.10028e-001, 28 Aug 2008  02:49
ICSAB - 2, Li 670.784 r, 300022, 0.00000e+000, 1.00788e+001, -1.23665e-002, 28 Aug 2008  02:49
ICSAB - 2, Mg 279.078 r, 4644174, 0.00000e+000, 3.22604e+002, -1.22601e-001, 28 Aug 2008  02:4
ICSAB - 2, Mn 257.610 r, 146173, 0.00000e+000, 1.00183e+001, -4.80395e-003, 28 Aug 2008  02:49
ICSAB - 2, Mo 202.030 r, 18305, 0.00000e+000, 1.60688e+002, -1.13661e-002, 28 Aug 2008  02:49:
ICSAB - 2, Na 330.237 r, 22178, 0.00000e+000, 7.93835e+003, -1.59780e+001, 28 Aug 2008  02:49:
ICSAB - 2, Na 589.592 r, 2956822, 0.00000e+000, 5.34179e+001, -3.46719e-001, 28 Aug 2008  02:4
ICSAB - 2, Ni 221.648 r, 28404, 0.00000e+000, 1.01651e+002, -9.88086e-004, 28 Aug 2008  02:49:
ICSAB - 2, Ni 231.604 r, 21342, 0.00000e+000, 1.35686e+002, -1.44373e-002, 28 Aug 2008  02:49:
ICSAB - 2, Pb 220.353 r, 8078, 0.00000e+000, 4.98966e+002, -3.14713e-002, 28 Aug 2008  02:49:1
ICSAB - 2, Sb 206.833 r, 3944, 0.00000e+000, 7.17610e+002, -3.78087e-003, 28 Aug 2008  02:49:1
ICSAB - 2, Sb 217.581 r, 2643, 0.00000e+000, 1.01917e+003, 4.73528e-002, 28 Aug 2008  02:49:12
ICSAB - 2, Sc 361.383 r, 1443434, 0.00000e+000, 2.07290e+000, -6.28284e-003, 28 Aug 2008  02:4
ICSAB - 2, Sc 357.253 r, 1247967, 0.00000e+000, 2.82063e+000, -9.90304e-002, 28 Aug 2008  02:4
ICSAB - 2, Se 196.090 r, 11206, 0.00000e+000, 2.54369e+003, 2.84249e-002, 28 Aug 2008  02:49:1
ICSAB - 2, Si 251.611 r, 98573, 0.00000e+000, 1.49981e+002, -1.38190e-002, 28 Aug 2008  02:49:
ICSAB - 2, Sn 189.991 r, 24288, 0.00000e+000, 5.66762e+002, -1.60209e-002, 28 Aug 2008  02:49:
ICSAB - 2, Sr 421.552 r, 3359492, 0.00000e+000, 9.00594e-001, -7.90767e-003, 28 Aug 2008  02:4
ICSAB - 2, Ti 337.280 r, 344410, 0.00000e+000, 7.85247e+000, 9.69121e-003, 28 Aug 2008  02:49:
ICSAB - 2, Ti 334.941 r, 804155, 0.00000e+000, 3.31074e+000, -8.97500e-003, 28 Aug 2008  02:49
ICSAB - 2, Tl 190.864 r, 14906, 0.00000e+000, 9.83599e+002, 1.53475e-002, 28 Aug 2008  02:49:1
ICSAB - 2, V 292.401 r, 96973, 0.00000e+000, 1.55984e+001, -1.45949e-004, 28 Aug 2008  02:49:1
ICSAB - 2, Zn 213.856 r, 74642, 0.00000e+000, 4.19204e+001, -1.78104e-002, 28 Aug 2008  02:49:
```

```
ICSAB - 2, Zn 206.200 r, 38242, 0.00000e+000, 7.73969e+001, -1.63201e-002, 28 Aug 2008  02:49:
ICSAB - 2, Y 371.030 r, 5685741, 0.00000e+000, 0.00000e+000, 1.00000e+000, 28 Aug 2008  02:49:
WASH - 1, Ag 328.068 r, 4427, -, -, -, 28 Aug 2008  02:52:38,
WASH - 1, Al 396.152 r, 5389, -, -, -, 28 Aug 2008  02:52:38,
WASH - 1, As 189.042 r, 75, -, -, -, 28 Aug 2008  02:52:38,
WASH - 1, B 249.677 r, 404, -, -, -, 28 Aug 2008  02:52:38,
WASH - 1, Ba 493.409 r, 103873, -, -, -, 28 Aug 2008  02:52:38,
WASH - 1, Be 234.861 r, -977, -, -, -, 28 Aug 2008  02:52:38,
WASH - 1, Bi 223.061 r, -82, -, -, -, 28 Aug 2008  02:52:38,
WASH - 1, Ca 315.887 r, 10671, -, -, -, 28 Aug 2008  02:52:38,
WASH - 1, Cd 214.441 r, 135, -, -, -, 28 Aug 2008  02:52:38,
WASH - 1, Co 228.615 r, -167, -, -, -, 28 Aug 2008  02:52:38,
WASH - 1, Cr 267.716 r, -460, -, -, -, 28 Aug 2008  02:52:38,
WASH - 1, Cr 205.552 r, -58, -, -, -, 28 Aug 2008  02:52:38,
WASH - 1, Cu 324.754 r, 7730, -, -, -, 28 Aug 2008  02:52:38,
WASH - 1, Fe 240.489 r, 2401, -, -, -, 28 Aug 2008  02:52:38,
WASH - 1, Fe 259.940 r, 5609, -, -, -, 28 Aug 2008  02:52:38,
WASH - 1, Ga 294.364 r, -1295, -, -, -, 28 Aug 2008  02:52:38,
WASH - 1, K 766.491 r, 5584, -, -, -, 28 Aug 2008  02:52:38,
WASH - 1, Li 670.784 r, 6059, -, -, -, 28 Aug 2008  02:52:38,
WASH - 1, Mg 279.078 r, 1176, -, -, -, 28 Aug 2008  02:52:38,
WASH - 1, Mn 257.610 r, 1146, -, -, -, 28 Aug 2008  02:52:38,
WASH - 1, Mo 202.030 r, 465, -, -, -, 28 Aug 2008  02:52:38,
WASH - 1, Na 330.237 r, 6690, -, -, -, 28 Aug 2008  02:52:38,
WASH - 1, Na 589.592 r, 47515, -, -, -, 28 Aug 2008  02:52:38,
WASH - 1, Ni 221.648 r, -198, -, -, -, 28 Aug 2008  02:52:38,
WASH - 1, Ni 231.604 r, 440, -, -, -, 28 Aug 2008  02:52:38,
WASH - 1, Pb 220.353 r, 242, -, -, -, 28 Aug 2008  02:52:38,
WASH - 1, Sb 206.833 r, 46, -, -, -, 28 Aug 2008  02:52:38,
WASH - 1, Sb 217.581 r, -181, -, -, -, 28 Aug 2008  02:52:38,
WASH - 1, Sc 361.383 r, 3749, -, -, -, 28 Aug 2008  02:52:38,
WASH - 1, Sc 357.253 r, 183095, -, -, -, 28 Aug 2008  02:52:38,
WASH - 1, Se 196.090 r, 8, -, -, -, 28 Aug 2008  02:52:38,
WASH - 1, Si 251.611 r, 413, -, -, -, 28 Aug 2008  02:52:38,
WASH - 1, Sn 189.991 r, 138, -, -, -, 28 Aug 2008  02:52:38,
WASH - 1, Sr 421.552 r, 2050, -, -, -, 28 Aug 2008  02:52:38,
WASH - 1, Ti 337.280 r, -5023, -, -, -, 28 Aug 2008  02:52:38,
WASH - 1, Ti 334.941 r, 15852, -, -, -, 28 Aug 2008  02:52:38,
WASH - 1, Tl 190.864 r, 108, -, -, -, 28 Aug 2008  02:52:38,
WASH - 1, V 292.401 r, 28, -, -, -, 28 Aug 2008  02:52:38,
WASH - 1, Zn 213.856 r, 1855, -, -, -, 28 Aug 2008  02:52:38,
WASH - 1, Zn 206.200 r, 243, -, -, -, 28 Aug 2008  02:52:38,
WASH - 1, Y 371.030 r, 5418477, -, -, -, 28 Aug 2008  02:52:38,
WASH - 2, Ag 328.068 r, 3888, -, -, -, 28 Aug 2008  02:52:38,
WASH - 2, Al 396.152 r, 3025, -, -, -, 28 Aug 2008  02:52:38,
WASH - 2, As 189.042 r, 45, -, -, -, 28 Aug 2008  02:52:38,
WASH - 2, B 249.677 r, 171, -, -, -, 28 Aug 2008  02:52:38,
WASH - 2, Ba 493.409 r, 103780, -, -, -, 28 Aug 2008  02:52:38,
WASH - 2, Be 234.861 r, -1231, -, -, -, 28 Aug 2008  02:52:38,
WASH - 2, Bi 223.061 r, 14, -, -, -, 28 Aug 2008  02:52:38,
WASH - 2, Ca 315.887 r, 7119, -, -, -, 28 Aug 2008  02:52:38,
WASH - 2, Cd 214.441 r, 5, -, -, -, 28 Aug 2008  02:52:38,
WASH - 2, Co 228.615 r, 24, -, -, -, 28 Aug 2008  02:52:38,
WASH - 2, Cr 267.716 r, -868, -, -, -, 28 Aug 2008  02:52:38,
WASH - 2, Cr 205.552 r, -45, -, -, -, 28 Aug 2008  02:52:38,
WASH - 2, Cu 324.754 r, 8429, -, -, -, 28 Aug 2008  02:52:38,
WASH - 2, Fe 240.489 r, 1779, -, -, -, 28 Aug 2008  02:52:38,
WASH - 2, Fe 259.940 r, 4173, -, -, -, 28 Aug 2008  02:52:38,
WASH - 2, Ga 294.364 r, -1102, -, -, -, 28 Aug 2008  02:52:38,
WASH - 2, K 766.491 r, 6477, -, -, -, 28 Aug 2008  02:52:38,
```

```
WASH - 2, Li 670.784 r, 5325, -, -, -, 28 Aug 2008  02:52:38,
WASH - 2, Mg 279.078 r, 577, -, -, -, 28 Aug 2008  02:52:38,
WASH - 2, Mn 257.610 r, 888, -, -, -, 28 Aug 2008  02:52:38,
WASH - 2, Mo 202.030 r, 344, -, -, -, 28 Aug 2008  02:52:38,
WASH - 2, Na 330.237 r, 7486, -, -, -, 28 Aug 2008  02:52:38,
WASH - 2, Na 589.592 r, 50435, -, -, -, 28 Aug 2008  02:52:38,
WASH - 2, Ni 221.648 r, -345, -, -, -, 28 Aug 2008  02:52:38,
WASH - 2, Ni 231.604 r, 489, -, -, -, 28 Aug 2008  02:52:38,
WASH - 2, Pb 220.353 r, 29, -, -, -, 28 Aug 2008  02:52:38,
WASH - 2, Sb 206.833 r, -8, -, -, -, 28 Aug 2008  02:52:38,
WASH - 2, Sb 217.581 r, -399, -, -, -, 28 Aug 2008  02:52:38,
WASH - 2, Sc 361.383 r, 4326, -, -, -, 28 Aug 2008  02:52:38,
WASH - 2, Sc 357.253 r, 182832, -, -, -, 28 Aug 2008  02:52:38,
WASH - 2, Se 196.090 r, 73, -, -, -, 28 Aug 2008  02:52:38,
WASH - 2, Si 251.611 r, 415, -, -, -, 28 Aug 2008  02:52:38,
WASH - 2, Sn 189.991 r, -4, -, -, -, 28 Aug 2008  02:52:38,
WASH - 2, Sr 421.552 r, 2350, -, -, -, 28 Aug 2008  02:52:38,
WASH - 2, Ti 337.280 r, -6525, -, -, -, 28 Aug 2008  02:52:38,
WASH - 2, Ti 334.941 r, 15261, -, -, -, 28 Aug 2008  02:52:38,
WASH - 2, Tl 190.864 r, 144, -, -, -, 28 Aug 2008  02:52:38,
WASH - 2, V 292.401 r, -30, -, -, -, 28 Aug 2008  02:52:38,
WASH - 2, Zn 213.856 r, 1741, -, -, -, 28 Aug 2008  02:52:38,
WASH - 2, Zn 206.200 r, 431, -, -, -, 28 Aug 2008  02:52:38,
WASH - 2, Y 371.030 r, 5456358, -, -, -, 28 Aug 2008  02:52:38,
WG250513PBS - 1, Ag 328.068 r, 3591, 0.00000e+000, 3.19249e+001, -2.31932e-002, 28 Aug 2008  0
WG250513PBS - 1, Al 396.152 r, 579, 0.00000e+000, 7.08588e+001, 4.14004e-003, 28 Aug 2008  02:
WG250513PBS - 1, As 189.042 r, 120, 0.00000e+000, 2.05208e+003, -3.63425e-002, 28 Aug 2008  02
WG250513PBS - 1, B 249.677 r, 613, 0.00000e+000, 7.45587e+001, -3.63850e-003, 28 Aug 2008  02:
WG250513PBS - 1, Ba 493.409 r, 102390, 0.00000e+000, 2.84283e+000, -5.44497e-002, 28 Aug 2008
WG250513PBS - 1, Be 234.861 r, -1127, 0.00000e+000, 3.15484e+000, 1.96812e-003, 28 Aug 2008  0
WG250513PBS - 1, Bi 223.061 r, -97, 0.00000e+000, 6.74669e+002, 8.50815e-003, 28 Aug 2008  02:
WG250513PBS - 1, Ca 315.887 r, 6741, 0.00000e+000, 3.21996e+001, -2.55719e-001, 28 Aug 2008  0
WG250513PBS - 1, Cd 214.441 r, 93, 0.00000e+000, 4.30437e+001, -6.60155e-003, 28 Aug 2008  02:
WG250513PBS - 1, Co 228.615 r, 506, 0.00000e+000, 1.07168e+002, -6.77392e-003, 28 Aug 2008  02
WG250513PBS - 1, Cr 267.716 r, -743, 0.00000e+000, 7.65680e+001, 1.28101e-003, 28 Aug 2008  02
WG250513PBS - 1, Cr 205.552 r, -35, 0.00000e+000, 1.02548e+002, -1.04563e-002, 28 Aug 2008  02
WG250513PBS - 1, Cu 324.754 r, 9465, 0.00000e+000, 1.38194e+001, -2.38998e-002, 28 Aug 2008  0
WG250513PBS - 1, Fe 240.489 r, 1684, 0.00000e+000, 6.59719e+001, -2.17357e-002, 28 Aug 2008  0
WG250513PBS - 1, Fe 259.940 r, 4014, 0.00000e+000, 2.78901e+001, -2.47550e-002, 28 Aug 2008  0
WG250513PBS - 1, Ga 294.364 r, -1471, 0.00000e+000, 5.67239e+002, 1.59893e-001, 28 Aug 2008  0
WG250513PBS - 1, K 766.491 r, 9253, 0.00000e+000, 1.46082e+002, -1.10028e-001, 28 Aug 2008  02
WG250513PBS - 1, Li 670.784 r, 5268, 0.00000e+000, 1.00788e+001, -1.23665e-002, 28 Aug 2008  0
WG250513PBS - 1, Mg 279.078 r, 345, 0.00000e+000, 3.22604e+002, -1.22601e-001, 28 Aug 2008  02
WG250513PBS - 1, Mn 257.610 r, 1212, 0.00000e+000, 1.00183e+001, -4.80395e-003, 28 Aug 2008  0
WG250513PBS - 1, Mo 202.030 r, 504, 0.00000e+000, 1.60688e+002, -1.13661e-002, 28 Aug 2008  02
WG250513PBS - 1, Na 330.237 r, 7688, 0.00000e+000, 7.93835e+003, -1.59780e+001, 28 Aug 2008  0
WG250513PBS - 1, Na 589.592 r, 46510, 0.00000e+000, 5.34179e+001, -3.46719e-001, 28 Aug 2008
WG250513PBS - 1, Ni 221.648 r, -296, 0.00000e+000, 1.01651e+002, -9.88086e-004, 28 Aug 2008  0
WG250513PBS - 1, Ni 231.604 r, 383, 0.00000e+000, 1.35686e+002, -1.44373e-002, 28 Aug 2008  02
WG250513PBS - 1, Pb 220.353 r, -24, 0.00000e+000, 4.98966e+002, -3.14713e-002, 28 Aug 2008  02
WG250513PBS - 1, Sb 206.833 r, -68, 0.00000e+000, 7.17610e+002, -3.78087e-003, 28 Aug 2008  02
WG250513PBS - 1, Sb 217.581 r, -66, 0.00000e+000, 1.01917e+003, 4.73528e-002, 28 Aug 2008  02:
WG250513PBS - 1, Sc 361.383 r, 4562, 0.00000e+000, 2.07290e+000, -6.28284e-003, 28 Aug 2008  0
WG250513PBS - 1, Sc 357.253 r, 182322, 0.00000e+000, 2.82063e+000, -9.90304e-002, 28 Aug 2008
WG250513PBS - 1, Se 196.090 r, 28, 0.00000e+000, 2.54369e+003, 2.84249e-002, 28 Aug 2008  02:5
WG250513PBS - 1, Si 251.611 r, 899, 0.00000e+000, 1.49981e+002, -1.38190e-002, 28 Aug 2008  02
WG250513PBS - 1, Sn 189.991 r, 341, 0.00000e+000, 5.66762e+002, -1.60209e-002, 28 Aug 2008  02
WG250513PBS - 1, Sr 421.552 r, 2476, 0.00000e+000, 9.00594e-001, -7.90767e-003, 28 Aug 2008  0
WG250513PBS - 1, Ti 337.280 r, -4860, 0.00000e+000, 7.85247e+000, 9.69121e-003, 28 Aug 2008  0
WG250513PBS - 1, Ti 334.941 r, 16373, 0.00000e+000, 3.31074e+000, -8.97500e-003, 28 Aug 2008
```

```
WG250513PBS - 1, Tl 190.864 r, 142, 0.00000e+000, 9.83599e+002, 1.53475e-002, 28 Aug 2008  02:
WG250513PBS - 1, V 292.401 r, -403, 0.00000e+000, 1.55984e+001, -1.45949e-004, 28 Aug 2008  02
WG250513PBS - 1, Zn 213.856 r, 1796, 0.00000e+000, 4.19204e+001, -1.78104e-002, 28 Aug 2008  0
WG250513PBS - 1, Zn 206.200 r, 504, 0.00000e+000, 7.73969e+001, -1.63201e-002, 28 Aug 2008  02
WG250513PBS - 1, Y 371.030 r, 5302677, 0.00000e+000, 0.00000e+000, 1.00000e+000, 28 Aug 2008
WG250513PBS - 2, Ag 328.068 r, 3815, 0.00000e+000, 3.19249e+001, -2.31932e-002, 28 Aug 2008  0
WG250513PBS - 2, Al 396.152 r, 1437, 0.00000e+000, 7.08588e+001, 4.14004e-003, 28 Aug 2008  02
WG250513PBS - 2, As 189.042 r, 113, 0.00000e+000, 2.05208e+003, -3.63425e-002, 28 Aug 2008  02
WG250513PBS - 2, B 249.677 r, 307, 0.00000e+000, 7.45587e+001, -3.63850e-003, 28 Aug 2008  02:
WG250513PBS - 2, Ba 493.409 r, 102653, 0.00000e+000, 2.84283e+000, -5.44497e-002, 28 Aug 2008
WG250513PBS - 2, Be 234.861 r, -1115, 0.00000e+000, 3.15484e+000, 1.96812e-003, 28 Aug 2008  0
WG250513PBS - 2, Bi 223.061 r, -292, 0.00000e+000, 6.74669e+002, 8.50815e-003, 28 Aug 2008  02
WG250513PBS - 2, Ca 315.887 r, 5968, 0.00000e+000, 3.21996e+001, -2.55719e-001, 28 Aug 2008  0
WG250513PBS - 2, Cd 214.441 r, 32, 0.00000e+000, 4.30437e+001, -6.60155e-003, 28 Aug 2008  02:
WG250513PBS - 2, Co 228.615 r, 470, 0.00000e+000, 1.07168e+002, -6.77392e-003, 28 Aug 2008  02
WG250513PBS - 2, Cr 267.716 r, -370, 0.00000e+000, 7.65680e+001, 1.28101e-003, 28 Aug 2008  02
WG250513PBS - 2, Cr 205.552 r, -51, 0.00000e+000, 1.02548e+002, -1.04563e-002, 28 Aug 2008  02
WG250513PBS - 2, Cu 324.754 r, 9318, 0.00000e+000, 1.38194e+001, -2.38998e-002, 28 Aug 2008  0
WG250513PBS - 2, Fe 240.489 r, 1610, 0.00000e+000, 6.59719e+001, -2.17357e-002, 28 Aug 2008  0
WG250513PBS - 2, Fe 259.940 r, 3749, 0.00000e+000, 2.78901e+001, -2.47550e-002, 28 Aug 2008  0
WG250513PBS - 2, Ga 294.364 r, -1257, 0.00000e+000, 5.67239e+002, 1.59893e-001, 28 Aug 2008  0
WG250513PBS - 2, K 766.491 r, 8449, 0.00000e+000, 1.46082e+002, -1.10028e-001, 28 Aug 2008  02
WG250513PBS - 2, Li 670.784 r, 6817, 0.00000e+000, 1.00788e+001, -1.23665e-002, 28 Aug 2008  0
WG250513PBS - 2, Mg 279.078 r, 89, 0.00000e+000, 3.22604e+002, -1.22601e-001, 28 Aug 2008  02:
WG250513PBS - 2, Mn 257.610 r, 1232, 0.00000e+000, 1.00183e+001, -4.80395e-003, 28 Aug 2008  0
WG250513PBS - 2, Mo 202.030 r, 465, 0.00000e+000, 1.60688e+002, -1.13661e-002, 28 Aug 2008  02
WG250513PBS - 2, Na 330.237 r, 7669, 0.00000e+000, 7.93835e+003, -1.59780e+001, 28 Aug 2008  0
WG250513PBS - 2, Na 589.592 r, 46289, 0.00000e+000, 5.34179e+001, -3.46719e-001, 28 Aug 2008
WG250513PBS - 2, Ni 221.648 r, -192, 0.00000e+000, 1.01651e+002, -9.88086e-004, 28 Aug 2008  0
WG250513PBS - 2, Ni 231.604 r, 462, 0.00000e+000, 1.35686e+002, -1.44373e-002, 28 Aug 2008  02
WG250513PBS - 2, Pb 220.353 r, 80, 0.00000e+000, 4.98966e+002, -3.14713e-002, 28 Aug 2008  02:
WG250513PBS - 2, Sb 206.833 r, -21, 0.00000e+000, 7.17610e+002, -3.78087e-003, 28 Aug 2008  02
WG250513PBS - 2, Sb 217.581 r, -283, 0.00000e+000, 1.01917e+003, 4.73528e-002, 28 Aug 2008  02
WG250513PBS - 2, Sc 361.383 r, 4069, 0.00000e+000, 2.07290e+000, -6.28284e-003, 28 Aug 2008  0
WG250513PBS - 2, Sc 357.253 r, 180845, 0.00000e+000, 2.82063e+000, -9.90304e-002, 28 Aug 2008
WG250513PBS - 2, Se 196.090 r, 74, 0.00000e+000, 2.54369e+003, 2.84249e-002, 28 Aug 2008  02:5
WG250513PBS - 2, Si 251.611 r, 979, 0.00000e+000, 1.49981e+002, -1.38190e-002, 28 Aug 2008  02
WG250513PBS - 2, Sn 189.991 r, 441, 0.00000e+000, 5.66762e+002, -1.60209e-002, 28 Aug 2008  02
WG250513PBS - 2, Sr 421.552 r, 1564, 0.00000e+000, 9.00594e-001, -7.90767e-003, 28 Aug 2008  0
WG250513PBS - 2, Ti 337.280 r, -6316, 0.00000e+000, 7.85247e+000, 9.69121e-003, 28 Aug 2008  0
WG250513PBS - 2, Ti 334.941 r, 15771, 0.00000e+000, 3.31074e+000, -8.97500e-003, 28 Aug 2008
WG250513PBS - 2, Tl 190.864 r, 96, 0.00000e+000, 9.83599e+002, 1.53475e-002, 28 Aug 2008  02:5
WG250513PBS - 2, V 292.401 r, -50, 0.00000e+000, 1.55984e+001, -1.45949e-004, 28 Aug 2008  02:
WG250513PBS - 2, Zn 213.856 r, 2083, 0.00000e+000, 4.19204e+001, -1.78104e-002, 28 Aug 2008  0
WG250513PBS - 2, Zn 206.200 r, 491, 0.00000e+000, 7.73969e+001, -1.63201e-002, 28 Aug 2008  02
WG250513PBS - 2, Y 371.030 r, 5271806, 0.00000e+000, 0.00000e+000, 1.00000e+000, 28 Aug 2008
WG250513LCSS - 1, Ag 328.068 r, 52386, 0.00000e+000, 3.19249e+001, -2.31932e-002, 28 Aug 2008
WG250513LCSS - 1, Al 396.152 r, 11055803, 0.00000e+000, 7.08588e+001, 4.14004e-003, 28 Aug 200
WG250513LCSS - 1, As 189.042 r, 6619, 0.00000e+000, 2.05208e+003, -3.63425e-002, 28 Aug 2008
WG250513LCSS - 1, B 249.677 r, 79882, 0.00000e+000, 7.45587e+001, -3.63850e-003, 28 Aug 2008
WG250513LCSS - 1, Ba 493.409 r, 11904727, 0.00000e+000, 2.84283e+000, -5.44497e-002, 28 Aug 20
WG250513LCSS - 1, Be 234.861 r, 3164315, 0.00000e+000, 3.15484e+000, 1.96812e-003, 28 Aug 2008
WG250513LCSS - 1, Bi 223.061 r, -8753, 0.00000e+000, 6.74669e+002, 8.50815e-003, 28 Aug 2008
WG250513LCSS - 1, Ca 315.887 r, 19578593, 0.00000e+000, 3.21996e+001, -2.55719e-001, 28 Aug 20
WG250513LCSS - 1, Cd 214.441 r, 97452, 0.00000e+000, 4.30437e+001, -6.60155e-003, 28 Aug 2008
WG250513LCSS - 1, Co 228.615 r, 69758, 0.00000e+000, 1.07168e+002, -6.77392e-003, 28 Aug 2008
WG250513LCSS - 1, Cr 267.716 r, 99577, 0.00000e+000, 7.65680e+001, 1.28101e-003, 28 Aug 2008
WG250513LCSS - 1, Cr 205.552 r, 75345, 0.00000e+000, 1.02548e+002, -1.04563e-002, 28 Aug 2008
WG250513LCSS - 1, Cu 324.754 r, 300216, 0.00000e+000, 1.38194e+001, -2.38998e-002, 28 Aug 2008
WG250513LCSS - 1, Fe 240.489 r, 16089533, 0.00000e+000, 6.59719e+001, -2.17357e-002, 28 Aug 20
```

```
WG250513LCSS - 1, Fe 259.940 r, 36118159, 0.00000e+000, 2.78901e+001, -2.47550e-002, 28 Aug 20
WG250513LCSS - 1, Ga 294.364 r, 408, 0.00000e+000, 5.67239e+002, 1.59893e-001, 28 Aug 2008  02
WG250513LCSS - 1, K 766.491 r, 1897101, 0.00000e+000, 1.46082e+002, -1.10028e-001, 28 Aug 2008
WG250513LCSS - 1, Li 670.784 r, 68864, 0.00000e+000, 1.00788e+001, -1.23665e-002, 28 Aug 2008
WG250513LCSS - 1, Mg 279.078 r, 877728, 0.00000e+000, 3.22604e+002, -1.22601e-001, 28 Aug 2008
WG250513LCSS - 1, Mn 257.610 r, 2295089, 0.00000e+000, 1.00183e+001, -4.80395e-003, 28 Aug 200
WG250513LCSS - 1, Mo 202.030 r, 43237, 0.00000e+000, 1.60688e+002, -1.13661e-002, 28 Aug 2008
WG250513LCSS - 1, Na 330.237 r, 23046, 0.00000e+000, 7.93835e+003, -1.59780e+001, 28 Aug 2008
WG250513LCSS - 1, Na 589.592 r, 705242, 0.00000e+000, 5.34179e+001, -3.46719e-001, 28 Aug 2008
WG250513LCSS - 1, Ni 221.648 r, 123045, 0.00000e+000, 1.01651e+002, -9.88086e-004, 28 Aug 2008
WG250513LCSS - 1, Ni 231.604 r, 81968, 0.00000e+000, 1.35686e+002, -1.44373e-002, 28 Aug 2008
WG250513LCSS - 1, Pb 220.353 r, 28042, 0.00000e+000, 4.98966e+002, -3.14713e-002, 28 Aug 2008
WG250513LCSS - 1, Sb 206.833 r, 8298, 0.00000e+000, 7.17610e+002, -3.78087e-003, 28 Aug 2008
WG250513LCSS - 1, Sb 217.581 r, 5736, 0.00000e+000, 1.01917e+003, 4.73528e-002, 28 Aug 2008  0
WG250513LCSS - 1, Sc 361.383 r, 110358, 0.00000e+000, 2.07290e+000, -6.28284e-003, 28 Aug 2008
WG250513LCSS - 1, Sc 357.253 r, 301027, 0.00000e+000, 2.82063e+000, -9.90304e-002, 28 Aug 2008
WG250513LCSS - 1, Se 196.090 r, 3010, 0.00000e+000, 2.54369e+003, 2.84249e-002, 28 Aug 2008  0
WG250513LCSS - 1, Si 251.611 r, 719371, 0.00000e+000, 1.49981e+002, -1.38190e-002, 28 Aug 2008
WG250513LCSS - 1, Sn 189.991 r, 17710, 0.00000e+000, 5.66762e+002, -1.60209e-002, 28 Aug 2008
WG250513LCSS - 1, Sr 421.552 r, 8819515, 0.00000e+000, 9.00594e-001, -7.90767e-003, 28 Aug 200
WG250513LCSS - 1, Ti 337.280 r, 4333617, 0.00000e+000, 7.85247e+000, 9.69121e-003, 28 Aug 2008
WG250513LCSS - 1, Ti 334.941 r, 10064370, 0.00000e+000, 3.31074e+000, -8.97500e-003, 28 Aug 20
WG250513LCSS - 1, Tl 190.864 r, 9844, 0.00000e+000, 9.83599e+002, 1.53475e-002, 28 Aug 2008  0
WG250513LCSS - 1, V 292.401 r, 418361, 0.00000e+000, 1.55984e+001, -1.45949e-004, 28 Aug 2008
WG250513LCSS - 1, Zn 213.856 r, 517172, 0.00000e+000, 4.19204e+001, -1.78104e-002, 28 Aug 2008
WG250513LCSS - 1, Zn 206.200 r, 280683, 0.00000e+000, 7.73969e+001, -1.63201e-002, 28 Aug 2008
WG250513LCSS - 1, Y 371.030 r, 5922599, 0.00000e+000, 0.00000e+000, 1.00000e+000, 28 Aug 2008
WG250513LCSS - 2, Ag 328.068 r, 54349, 0.00000e+000, 3.19249e+001, -2.31932e-002, 28 Aug 2008
WG250513LCSS - 2, Al 396.152 r, 11296138, 0.00000e+000, 7.08588e+001, 4.14004e-003, 28 Aug 200
WG250513LCSS - 2, As 189.042 r, 6884, 0.00000e+000, 2.05208e+003, -3.63425e-002, 28 Aug 2008
WG250513LCSS - 2, B 249.677 r, 80557, 0.00000e+000, 7.45587e+001, -3.63850e-003, 28 Aug 2008
WG250513LCSS - 2, Ba 493.409 r, 12145762, 0.00000e+000, 2.84283e+000, -5.44497e-002, 28 Aug 20
WG250513LCSS - 2, Be 234.861 r, 3244161, 0.00000e+000, 3.15484e+000, 1.96812e-003, 28 Aug 2008
WG250513LCSS - 2, Bi 223.061 r, -8625, 0.00000e+000, 6.74669e+002, 8.50815e-003, 28 Aug 2008
WG250513LCSS - 2, Ca 315.887 r, 19795478, 0.00000e+000, 3.21996e+001, -2.55719e-001, 28 Aug 20
WG250513LCSS - 2, Cd 214.441 r, 99067, 0.00000e+000, 4.30437e+001, -6.60155e-003, 28 Aug 2008
WG250513LCSS - 2, Co 228.615 r, 70887, 0.00000e+000, 1.07168e+002, -6.77392e-003, 28 Aug 2008
WG250513LCSS - 2, Cr 267.716 r, 102555, 0.00000e+000, 7.65680e+001, 1.28101e-003, 28 Aug 2008
WG250513LCSS - 2, Cr 205.552 r, 76436, 0.00000e+000, 1.02548e+002, -1.04563e-002, 28 Aug 2008
WG250513LCSS - 2, Cu 324.754 r, 307116, 0.00000e+000, 1.38194e+001, -2.38998e-002, 28 Aug 2008
WG250513LCSS - 2, Fe 240.489 r, 16373817, 0.00000e+000, 6.59719e+001, -2.17357e-002, 28 Aug 20
WG250513LCSS - 2, Fe 259.940 r, 36719490, 0.00000e+000, 2.78901e+001, -2.47550e-002, 28 Aug 20
WG250513LCSS - 2, Ga 294.364 r, -59, 0.00000e+000, 5.67239e+002, 1.59893e-001, 28 Aug 2008  02
WG250513LCSS - 2, K 766.491 r, 1920454, 0.00000e+000, 1.46082e+002, -1.10028e-001, 28 Aug 2008
WG250513LCSS - 2, Li 670.784 r, 69264, 0.00000e+000, 1.00788e+001, -1.23665e-002, 28 Aug 2008
WG250513LCSS - 2, Mg 279.078 r, 893456, 0.00000e+000, 3.22604e+002, -1.22601e-001, 28 Aug 2008
WG250513LCSS - 2, Mn 257.610 r, 2343527, 0.00000e+000, 1.00183e+001, -4.80395e-003, 28 Aug 200
WG250513LCSS - 2, Mo 202.030 r, 44300, 0.00000e+000, 1.60688e+002, -1.13661e-002, 28 Aug 2008
WG250513LCSS - 2, Na 330.237 r, 22804, 0.00000e+000, 7.93835e+003, -1.59780e+001, 28 Aug 2008
WG250513LCSS - 2, Na 589.592 r, 715416, 0.00000e+000, 5.34179e+001, -3.46719e-001, 28 Aug 2008
WG250513LCSS - 2, Ni 221.648 r, 124556, 0.00000e+000, 1.01651e+002, -9.88086e-004, 28 Aug 2008
WG250513LCSS - 2, Ni 231.604 r, 82915, 0.00000e+000, 1.35686e+002, -1.44373e-002, 28 Aug 2008
WG250513LCSS - 2, Pb 220.353 r, 28094, 0.00000e+000, 4.98966e+002, -3.14713e-002, 28 Aug 2008
WG250513LCSS - 2, Sb 206.833 r, 8235, 0.00000e+000, 7.17610e+002, -3.78087e-003, 28 Aug 2008
WG250513LCSS - 2, Sb 217.581 r, 5896, 0.00000e+000, 1.01917e+003, 4.73528e-002, 28 Aug 2008  0
WG250513LCSS - 2, Sc 361.383 r, 111881, 0.00000e+000, 2.07290e+000, -6.28284e-003, 28 Aug 2008
WG250513LCSS - 2, Sc 357.253 r, 301137, 0.00000e+000, 2.82063e+000, -9.90304e-002, 28 Aug 2008
WG250513LCSS - 2, Se 196.090 r, 3064, 0.00000e+000, 2.54369e+003, 2.84249e-002, 28 Aug 2008  0
WG250513LCSS - 2, Si 251.611 r, 730344, 0.00000e+000, 1.49981e+002, -1.38190e-002, 28 Aug 2008
WG250513LCSS - 2, Sn 189.991 r, 17955, 0.00000e+000, 5.66762e+002, -1.60209e-002, 28 Aug 2008
```

```
WG250513LCSS - 2, Sr 421.552 r, 9017311, 0.00000e+000, 9.00594e-001, -7.90767e-003, 28 Aug 200
WG250513LCSS - 2, Ti 337.280 r, 4425030, 0.00000e+000, 7.85247e+000, 9.69121e-003, 28 Aug 2008
WG250513LCSS - 2, Ti 334.941 r, 10269256, 0.00000e+000, 3.31074e+000, -8.97500e-003, 28 Aug 20
WG250513LCSS - 2, Tl 190.864 r, 10772, 0.00000e+000, 9.83599e+002, 1.53475e-002, 28 Aug 2008
WG250513LCSS - 2, V 292.401 r, 426337, 0.00000e+000, 1.55984e+001, -1.45949e-004, 28 Aug 2008
WG250513LCSS - 2, Zn 213.856 r, 525713, 0.00000e+000, 4.19204e+001, -1.78104e-002, 28 Aug 2008
WG250513LCSS - 2, Zn 206.200 r, 284806, 0.00000e+000, 7.73969e+001, -1.63201e-002, 28 Aug 2008
WG250513LCSS - 2, Y 371.030 r, 5997085, 0.00000e+000, 0.00000e+000, 1.00000e+000, 28 Aug 2008
WG250513LCSSD - 1, Ag 328.068 r, 53616, 0.00000e+000, 3.19249e+001, -2.31932e-002, 28 Aug 2008
WG250513LCSSD - 1, Al 396.152 r, 10987147, 0.00000e+000, 7.08588e+001, 4.14004e-003, 28 Aug 20
WG250513LCSSD - 1, As 189.042 r, 6995, 0.00000e+000, 2.05208e+003, -3.63425e-002, 28 Aug 2008
WG250513LCSSD - 1, B 249.677 r, 77867, 0.00000e+000, 7.45587e+001, -3.63850e-003, 28 Aug 2008
WG250513LCSSD - 1, Ba 493.409 r, 12081572, 0.00000e+000, 2.84283e+000, -5.44497e-002, 28 Aug 2
WG250513LCSSD - 1, Be 234.861 r, 3156306, 0.00000e+000, 3.15484e+000, 1.96812e-003, 28 Aug 200
WG250513LCSSD - 1, Bi 223.061 r, -8303, 0.00000e+000, 6.74669e+002, 8.50815e-003, 28 Aug 2008
WG250513LCSSD - 1, Ca 315.887 r, 18803582, 0.00000e+000, 3.21996e+001, -2.55719e-001, 28 Aug 2
WG250513LCSSD - 1, Cd 214.441 r, 96010, 0.00000e+000, 4.30437e+001, -6.60155e-003, 28 Aug 2008
WG250513LCSSD - 1, Co 228.615 r, 66463, 0.00000e+000, 1.07168e+002, -6.77392e-003, 28 Aug 2008
WG250513LCSSD - 1, Cr 267.716 r, 97200, 0.00000e+000, 7.65680e+001, 1.28101e-003, 28 Aug 2008
WG250513LCSSD - 1, Cr 205.552 r, 73694, 0.00000e+000, 1.02548e+002, -1.04563e-002, 28 Aug 2008
WG250513LCSSD - 1, Cu 324.754 r, 289631, 0.00000e+000, 1.38194e+001, -2.38998e-002, 28 Aug 200
WG250513LCSSD - 1, Fe 240.489 r, 15776627, 0.00000e+000, 6.59719e+001, -2.17357e-002, 28 Aug 2
WG250513LCSSD - 1, Fe 259.940 r, 35561893, 0.00000e+000, 2.78901e+001, -2.47550e-002, 28 Aug 2
WG250513LCSSD - 1, Ga 294.364 r, 373, 0.00000e+000, 5.67239e+002, 1.59893e-001, 28 Aug 2008  0
WG250513LCSSD - 1, K 766.491 r, 1883430, 0.00000e+000, 1.46082e+002, -1.10028e-001, 28 Aug 200
WG250513LCSSD - 1, Li 670.784 r, 70321, 0.00000e+000, 1.00788e+001, -1.23665e-002, 28 Aug 2008
WG250513LCSSD - 1, Mg 279.078 r, 870379, 0.00000e+000, 3.22604e+002, -1.22601e-001, 28 Aug 200
WG250513LCSSD - 1, Mn 257.610 r, 2242338, 0.00000e+000, 1.00183e+001, -4.80395e-003, 28 Aug 20
WG250513LCSSD - 1, Mo 202.030 r, 43264, 0.00000e+000, 1.60688e+002, -1.13661e-002, 28 Aug 2008
WG250513LCSSD - 1, Na 330.237 r, 22074, 0.00000e+000, 7.93835e+003, -1.59780e+001, 28 Aug 2008
WG250513LCSSD - 1, Na 589.592 r, 689096, 0.00000e+000, 5.34179e+001, -3.46719e-001, 28 Aug 200
WG250513LCSSD - 1, Ni 221.648 r, 116925, 0.00000e+000, 1.01651e+002, -9.88086e-004, 28 Aug 200
WG250513LCSSD - 1, Ni 231.604 r, 76667, 0.00000e+000, 1.35686e+002, -1.44373e-002, 28 Aug 2008
WG250513LCSSD - 1, Pb 220.353 r, 27974, 0.00000e+000, 4.98966e+002, -3.14713e-002, 28 Aug 2008
WG250513LCSSD - 1, Sb 206.833 r, 8389, 0.00000e+000, 7.17610e+002, -3.78087e-003, 28 Aug 2008
WG250513LCSSD - 1, Sb 217.581 r, 5730, 0.00000e+000, 1.01917e+003, 4.73528e-002, 28 Aug 2008
WG250513LCSSD - 1, Sc 361.383 r, 109662, 0.00000e+000, 2.07290e+000, -6.28284e-003, 28 Aug 200
WG250513LCSSD - 1, Sc 357.253 r, 300081, 0.00000e+000, 2.82063e+000, -9.90304e-002, 28 Aug 200
WG250513LCSSD - 1, Se 196.090 r, 2929, 0.00000e+000, 2.54369e+003, 2.84249e-002, 28 Aug 2008
WG250513LCSSD - 1, Si 251.611 r, 739374, 0.00000e+000, 1.49981e+002, -1.38190e-002, 28 Aug 200
WG250513LCSSD - 1, Sn 189.991 r, 18066, 0.00000e+000, 5.66762e+002, -1.60209e-002, 28 Aug 2008
WG250513LCSSD - 1, Sr 421.552 r, 8498930, 0.00000e+000, 9.00594e-001, -7.90767e-003, 28 Aug 20
WG250513LCSSD - 1, Ti 337.280 r, 4305394, 0.00000e+000, 7.85247e+000, 9.69121e-003, 28 Aug 200
WG250513LCSSD - 1, Ti 334.941 r, 10012585, 0.00000e+000, 3.31074e+000, -8.97500e-003, 28 Aug 2
WG250513LCSSD - 1, Tl 190.864 r, 9505, 0.00000e+000, 9.83599e+002, 1.53475e-002, 28 Aug 2008
WG250513LCSSD - 1, V 292.401 r, 405860, 0.00000e+000, 1.55984e+001, -1.45949e-004, 28 Aug 2008
WG250513LCSSD - 1, Zn 213.856 r, 507830, 0.00000e+000, 4.19204e+001, -1.78104e-002, 28 Aug 200
WG250513LCSSD - 1, Zn 206.200 r, 274604, 0.00000e+000, 7.73969e+001, -1.63201e-002, 28 Aug 200
WG250513LCSSD - 1, Y 371.030 r, 6036011, 0.00000e+000, 0.00000e+000, 1.00000e+000, 28 Aug 2008
WG250513LCSSD - 2, Ag 328.068 r, 53456, 0.00000e+000, 3.19249e+001, -2.31932e-002, 28 Aug 2008
WG250513LCSSD - 2, Al 396.152 r, 11135789, 0.00000e+000, 7.08588e+001, 4.14004e-003, 28 Aug 20
WG250513LCSSD - 2, As 189.042 r, 6778, 0.00000e+000, 2.05208e+003, -3.63425e-002, 28 Aug 2008
WG250513LCSSD - 2, B 249.677 r, 78543, 0.00000e+000, 7.45587e+001, -3.63850e-003, 28 Aug 2008
WG250513LCSSD - 2, Ba 493.409 r, 12260961, 0.00000e+000, 2.84283e+000, -5.44497e-002, 28 Aug 2
WG250513LCSSD - 2, Be 234.861 r, 3191293, 0.00000e+000, 3.15484e+000, 1.96812e-003, 28 Aug 200
WG250513LCSSD - 2, Bi 223.061 r, -8413, 0.00000e+000, 6.74669e+002, 8.50815e-003, 28 Aug 2008
WG250513LCSSD - 2, Ca 315.887 r, 18952460, 0.00000e+000, 3.21996e+001, -2.55719e-001, 28 Aug 2
WG250513LCSSD - 2, Cd 214.441 r, 95569, 0.00000e+000, 4.30437e+001, -6.60155e-003, 28 Aug 2008
WG250513LCSSD - 2, Co 228.615 r, 66985, 0.00000e+000, 1.07168e+002, -6.77392e-003, 28 Aug 2008
WG250513LCSSD - 2, Cr 267.716 r, 98460, 0.00000e+000, 7.65680e+001, 1.28101e-003, 28 Aug 2008
```

```
WG250513LCSSD - 2, Cr 205.552 r, 74161, 0.00000e+000, 1.02548e+002, -1.04563e-002, 28 Aug 2008
WG250513LCSSD - 2, Cu 324.754 r, 290245, 0.00000e+000, 1.38194e+001, -2.38998e-002, 28 Aug 200
WG250513LCSSD - 2, Fe 240.489 r, 15901451, 0.00000e+000, 6.59719e+001, -2.17357e-002, 28 Aug 2
WG250513LCSSD - 2, Fe 259.940 r, 35921450, 0.00000e+000, 2.78901e+001, -2.47550e-002, 28 Aug 2
WG250513LCSSD - 2, Ga 294.364 r, -129, 0.00000e+000, 5.67239e+002, 1.59893e-001, 28 Aug 2008
WG250513LCSSD - 2, K 766.491 r, 1885240, 0.00000e+000, 1.46082e+002, -1.10028e-001, 28 Aug 200
WG250513LCSSD - 2, Li 670.784 r, 68736, 0.00000e+000, 1.00788e+001, -1.23665e-002, 28 Aug 2008
WG250513LCSSD - 2, Mg 279.078 r, 879761, 0.00000e+000, 3.22604e+002, -1.22601e-001, 28 Aug 200
WG250513LCSSD - 2, Mn 257.610 r, 2267058, 0.00000e+000, 1.00183e+001, -4.80395e-003, 28 Aug 20
WG250513LCSSD - 2, Mo 202.030 r, 43519, 0.00000e+000, 1.60688e+002, -1.13661e-002, 28 Aug 2008
WG250513LCSSD - 2, Na 330.237 r, 21234, 0.00000e+000, 7.93835e+003, -1.59780e+001, 28 Aug 2008
WG250513LCSSD - 2, Na 589.592 r, 689849, 0.00000e+000, 5.34179e+001, -3.46719e-001, 28 Aug 200
WG250513LCSSD - 2, Ni 221.648 r, 117325, 0.00000e+000, 1.01651e+002, -9.88086e-004, 28 Aug 200
WG250513LCSSD - 2, Ni 231.604 r, 77252, 0.00000e+000, 1.35686e+002, -1.44373e-002, 28 Aug 2008
WG250513LCSSD - 2, Pb 220.353 r, 28591, 0.00000e+000, 4.98966e+002, -3.14713e-002, 28 Aug 2008
WG250513LCSSD - 2, Sb 206.833 r, 8257, 0.00000e+000, 7.17610e+002, -3.78087e-003, 28 Aug 2008
WG250513LCSSD - 2, Sb 217.581 r, 5920, 0.00000e+000, 1.01917e+003, 4.73528e-002, 28 Aug 2008
WG250513LCSSD - 2, Sc 361.383 r, 111129, 0.00000e+000, 2.07290e+000, -6.28284e-003, 28 Aug 200
WG250513LCSSD - 2, Sc 357.253 r, 299548, 0.00000e+000, 2.82063e+000, -9.90304e-002, 28 Aug 200
WG250513LCSSD - 2, Se 196.090 r, 3036, 0.00000e+000, 2.54369e+003, 2.84249e-002, 28 Aug 2008
WG250513LCSSD - 2, Si 251.611 r, 747076, 0.00000e+000, 1.49981e+002, -1.38190e-002, 28 Aug 200
WG250513LCSSD - 2, Sn 189.991 r, 18338, 0.00000e+000, 5.66762e+002, -1.60209e-002, 28 Aug 2008
WG250513LCSSD - 2, Sr 421.552 r, 8578897, 0.00000e+000, 9.00594e-001, -7.90767e-003, 28 Aug 20
WG250513LCSSD - 2, Ti 337.280 r, 4361631, 0.00000e+000, 7.85247e+000, 9.69121e-003, 28 Aug 200
WG250513LCSSD - 2, Ti 334.941 r, 10163356, 0.00000e+000, 3.31074e+000, -8.97500e-003, 28 Aug 2
WG250513LCSSD - 2, Tl 190.864 r, 10509, 0.00000e+000, 9.83599e+002, 1.53475e-002, 28 Aug 2008
WG250513LCSSD - 2, V 292.401 r, 410432, 0.00000e+000, 1.55984e+001, -1.45949e-004, 28 Aug 2008
WG250513LCSSD - 2, Zn 213.856 r, 513542, 0.00000e+000, 4.19204e+001, -1.78104e-002, 28 Aug 200
WG250513LCSSD - 2, Zn 206.200 r, 277781, 0.00000e+000, 7.73969e+001, -1.63201e-002, 28 Aug 200
WG250513LCSSD - 2, Y 371.030 r, 6009155, 0.00000e+000, 0.00000e+000, 1.00000e+000, 28 Aug 2008
L71133-01 - 1, Ag 328.068 r, -10303, 0.00000e+000, 3.19249e+001, -2.31932e-002, 28 Aug 2008  0
L71133-01 - 1, Al 396.152 r, 3547530, 0.00000e+000, 7.08588e+001, 4.14004e-003, 28 Aug 2008  0
L71133-01 - 1, As 189.042 r, 4588, 0.00000e+000, 2.05208e+003, -3.63425e-002, 28 Aug 2008  03:
L71133-01 - 1, B 249.677 r, -32649, 0.00000e+000, 7.45587e+001, -3.63850e-003, 28 Aug 2008  03
L71133-01 - 1, Ba 493.409 r, 6888027, 0.00000e+000, 2.84283e+000, -5.44497e-002, 28 Aug 2008
L71133-01 - 1, Be 234.861 r, 20538, 0.00000e+000, 3.15484e+000, 1.96812e-003, 28 Aug 2008  03:
L71133-01 - 1, Bi 223.061 r, 1717, 0.00000e+000, 6.74669e+002, 8.50815e-003, 28 Aug 2008  03:0
L71133-01 - 1, Ca 315.887 r, 9520693, 0.00000e+000, 3.21996e+001, -2.55719e-001, 28 Aug 2008
L71133-01 - 1, Cd 214.441 r, 2430, 0.00000e+000, 4.30437e+001, -6.60155e-003, 28 Aug 2008  03:
L71133-01 - 1, Co 228.615 r, 1604, 0.00000e+000, 1.07168e+002, -6.77392e-003, 28 Aug 2008  03:
L71133-01 - 1, Cr 267.716 r, -1350, 0.00000e+000, 7.65680e+001, 1.28101e-003, 28 Aug 2008  03:
L71133-01 - 1, Cr 205.552 r, -1592, 0.00000e+000, 1.02548e+002, -1.04563e-002, 28 Aug 2008  03
L71133-01 - 1, Cu 324.754 r, 1244469, 0.00000e+000, 1.38194e+001, -2.38998e-002, 28 Aug 2008
L71133-01 - 1, Fe 240.489 r, 29682921, 0.00000e+000, 6.59719e+001, -2.17357e-002, 28 Aug 2008
L71133-01 - 1, Fe 259.940 r, 63341142, 0.00000e+000, 2.78901e+001, -2.47550e-002, 28 Aug 2008
L71133-01 - 1, Ga 294.364 r, -743, 0.00000e+000, 5.67239e+002, 1.59893e-001, 28 Aug 2008  03:0
L71133-01 - 1, K 766.491 r, 2087560, 0.00000e+000, 1.46082e+002, -1.10028e-001, 28 Aug 2008  0
L71133-01 - 1, Li 670.784 r, 31586, 0.00000e+000, 1.00788e+001, -1.23665e-002, 28 Aug 2008  03
L71133-01 - 1, Mg 279.078 r, 71156, 0.00000e+000, 3.22604e+002, -1.22601e-001, 28 Aug 2008  03
L71133-01 - 1, Mn 257.610 r, 724156, 0.00000e+000, 1.00183e+001, -4.80395e-003, 28 Aug 2008  0
L71133-01 - 1, Mo 202.030 r, 1196, 0.00000e+000, 1.60688e+002, -1.13661e-002, 28 Aug 2008  03:
L71133-01 - 1, Na 330.237 r, 8199, 0.00000e+000, 7.93835e+003, -1.59780e+001, 28 Aug 2008  03:
L71133-01 - 1, Na 589.592 r, 382853, 0.00000e+000, 5.34179e+001, -3.46719e-001, 28 Aug 2008  0
L71133-01 - 1, Ni 221.648 r, 14955, 0.00000e+000, 1.01651e+002, -9.88086e-004, 28 Aug 2008  03
L71133-01 - 1, Ni 231.604 r, -564, 0.00000e+000, 1.35686e+002, -1.44373e-002, 28 Aug 2008  03:
L71133-01 - 1, Pb 220.353 r, 601604, 0.00000e+000, 4.98966e+002, -3.14713e-002, 28 Aug 2008  0
L71133-01 - 1, Sb 206.833 r, 2853, 0.00000e+000, 7.17610e+002, -3.78087e-003, 28 Aug 2008  03:
L71133-01 - 1, Sb 217.581 r, 1931, 0.00000e+000, 1.01917e+003, 4.73528e-002, 28 Aug 2008  03:0
L71133-01 - 1, Sc 361.383 r, 25450, 0.00000e+000, 2.07290e+000, -6.28284e-003, 28 Aug 2008  03
L71133-01 - 1, Sc 357.253 r, 251101, 0.00000e+000, 2.82063e+000, -9.90304e-002, 28 Aug 2008  0
```

```
L71133-01 - 1, Se 196.090 r, -1159, 0.00000e+000, 2.54369e+003, 2.84249e-002, 28 Aug 2008  03:
L71133-01 - 1, Si 251.611 r, 584485, 0.00000e+000, 1.49981e+002, -1.38190e-002, 28 Aug 2008  0
L71133-01 - 1, Sn 189.991 r, 581, 0.00000e+000, 5.66762e+002, -1.60209e-002, 28 Aug 2008  03:0
L71133-01 - 1, Sr 421.552 r, 11065649, 0.00000e+000, 9.00594e-001, -7.90767e-003, 28 Aug 2008
L71133-01 - 1, Ti 337.280 r, 144421, 0.00000e+000, 7.85247e+000, 9.69121e-003, 28 Aug 2008  03
L71133-01 - 1, Ti 334.941 r, 364421, 0.00000e+000, 3.31074e+000, -8.97500e-003, 28 Aug 2008  0
L71133-01 - 1, Tl 190.864 r, 191, 0.00000e+000, 9.83599e+002, 1.53475e-002, 28 Aug 2008  03:06
L71133-01 - 1, V 292.401 r, 33607, 0.00000e+000, 1.55984e+001, -1.45949e-004, 28 Aug 2008  03:
L71133-01 - 1, Zn 213.856 r, 96327, 0.00000e+000, 4.19204e+001, -1.78104e-002, 28 Aug 2008  03
L71133-01 - 1, Zn 206.200 r, 54663, 0.00000e+000, 7.73969e+001, -1.63201e-002, 28 Aug 2008  03
L71133-01 - 1, Y 371.030 r, 5714553, 0.00000e+000, 0.00000e+000, 1.00000e+000, 28 Aug 2008  03
L71133-01 - 2, Ag 328.068 r, -11695, 0.00000e+000, 3.19249e+001, -2.31932e-002, 28 Aug 2008  0
L71133-01 - 2, Al 396.152 r, 3595752, 0.00000e+000, 7.08588e+001, 4.14004e-003, 28 Aug 2008  0
L71133-01 - 2, As 189.042 r, 4803, 0.00000e+000, 2.05208e+003, -3.63425e-002, 28 Aug 2008  03:
L71133-01 - 2, B 249.677 r, -32838, 0.00000e+000, 7.45587e+001, -3.63850e-003, 28 Aug 2008  03
L71133-01 - 2, Ba 493.409 r, 6959540, 0.00000e+000, 2.84283e+000, -5.44497e-002, 28 Aug 2008
L71133-01 - 2, Be 234.861 r, 20995, 0.00000e+000, 3.15484e+000, 1.96812e-003, 28 Aug 2008  03:
L71133-01 - 2, Bi 223.061 r, 1608, 0.00000e+000, 6.74669e+002, 8.50815e-003, 28 Aug 2008  03:0
L71133-01 - 2, Ca 315.887 r, 9619592, 0.00000e+000, 3.21996e+001, -2.55719e-001, 28 Aug 2008
L71133-01 - 2, Cd 214.441 r, 2480, 0.00000e+000, 4.30437e+001, -6.60155e-003, 28 Aug 2008  03:
L71133-01 - 2, Co 228.615 r, 1522, 0.00000e+000, 1.07168e+002, -6.77392e-003, 28 Aug 2008  03:
L71133-01 - 2, Cr 267.716 r, -1598, 0.00000e+000, 7.65680e+001, 1.28101e-003, 28 Aug 2008  03:
L71133-01 - 2, Cr 205.552 r, -1519, 0.00000e+000, 1.02548e+002, -1.04563e-002, 28 Aug 2008  03
L71133-01 - 2, Cu 324.754 r, 1260277, 0.00000e+000, 1.38194e+001, -2.38998e-002, 28 Aug 2008
L71133-01 - 2, Fe 240.489 r, 30116611, 0.00000e+000, 6.59719e+001, -2.17357e-002, 28 Aug 2008
L71133-01 - 2, Fe 259.940 r, 64387142, 0.00000e+000, 2.78901e+001, -2.47550e-002, 28 Aug 2008
L71133-01 - 2, Ga 294.364 r, -879, 0.00000e+000, 5.67239e+002, 1.59893e-001, 28 Aug 2008  03:0
L71133-01 - 2, K 766.491 r, 2106168, 0.00000e+000, 1.46082e+002, -1.10028e-001, 28 Aug 2008  0
L71133-01 - 2, Li 670.784 r, 32606, 0.00000e+000, 1.00788e+001, -1.23665e-002, 28 Aug 2008  03
L71133-01 - 2, Mg 279.078 r, 72065, 0.00000e+000, 3.22604e+002, -1.22601e-001, 28 Aug 2008  03
L71133-01 - 2, Mn 257.610 r, 729335, 0.00000e+000, 1.00183e+001, -4.80395e-003, 28 Aug 2008  0
L71133-01 - 2, Mo 202.030 r, 1243, 0.00000e+000, 1.60688e+002, -1.13661e-002, 28 Aug 2008  03:
L71133-01 - 2, Na 330.237 r, 8494, 0.00000e+000, 7.93835e+003, -1.59780e+001, 28 Aug 2008  03:
L71133-01 - 2, Na 589.592 r, 382110, 0.00000e+000, 5.34179e+001, -3.46719e-001, 28 Aug 2008  0
L71133-01 - 2, Ni 221.648 r, 15167, 0.00000e+000, 1.01651e+002, -9.88086e-004, 28 Aug 2008  03
L71133-01 - 2, Ni 231.604 r, -552, 0.00000e+000, 1.35686e+002, -1.44373e-002, 28 Aug 2008  03:
L71133-01 - 2, Pb 220.353 r, 608222, 0.00000e+000, 4.98966e+002, -3.14713e-002, 28 Aug 2008  0
L71133-01 - 2, Sb 206.833 r, 2908, 0.00000e+000, 7.17610e+002, -3.78087e-003, 28 Aug 2008  03:
L71133-01 - 2, Sb 217.581 r, 2160, 0.00000e+000, 1.01917e+003, 4.73528e-002, 28 Aug 2008  03:0
L71133-01 - 2, Sc 361.383 r, 25411, 0.00000e+000, 2.07290e+000, -6.28284e-003, 28 Aug 2008  03
L71133-01 - 2, Sc 357.253 r, 251335, 0.00000e+000, 2.82063e+000, -9.90304e-002, 28 Aug 2008  0
L71133-01 - 2, Se 196.090 r, -1168, 0.00000e+000, 2.54369e+003, 2.84249e-002, 28 Aug 2008  03:
L71133-01 - 2, Si 251.611 r, 588955, 0.00000e+000, 1.49981e+002, -1.38190e-002, 28 Aug 2008  0
L71133-01 - 2, Sn 189.991 r, 641, 0.00000e+000, 5.66762e+002, -1.60209e-002, 28 Aug 2008  03:0
L71133-01 - 2, Sr 421.552 r, 11252266, 0.00000e+000, 9.00594e-001, -7.90767e-003, 28 Aug 2008
L71133-01 - 2, Ti 337.280 r, 146741, 0.00000e+000, 7.85247e+000, 9.69121e-003, 28 Aug 2008  03
L71133-01 - 2, Ti 334.941 r, 367332, 0.00000e+000, 3.31074e+000, -8.97500e-003, 28 Aug 2008  0
L71133-01 - 2, Tl 190.864 r, 64, 0.00000e+000, 9.83599e+002, 1.53475e-002, 28 Aug 2008  03:06:
L71133-01 - 2, V 292.401 r, 34230, 0.00000e+000, 1.55984e+001, -1.45949e-004, 28 Aug 2008  03:
L71133-01 - 2, Zn 213.856 r, 97599, 0.00000e+000, 4.19204e+001, -1.78104e-002, 28 Aug 2008  03
L71133-01 - 2, Zn 206.200 r, 55437, 0.00000e+000, 7.73969e+001, -1.63201e-002, 28 Aug 2008  03
L71133-01 - 2, Y 371.030 r, 5779500, 0.00000e+000, 0.00000e+000, 1.00000e+000, 28 Aug 2008  03
L71134-01 - 1, Ag 328.068 r, -11366, 0.00000e+000, 3.19249e+001, -2.31932e-002, 28 Aug 2008  0
L71134-01 - 1, Al 396.152 r, 9072843, 0.00000e+000, 7.08588e+001, 4.14004e-003, 28 Aug 2008  0
L71134-01 - 1, As 189.042 r, 328, 0.00000e+000, 2.05208e+003, -3.63425e-002, 28 Aug 2008  03:0
L71134-01 - 1, B 249.677 r, -14558, 0.00000e+000, 7.45587e+001, -3.63850e-003, 28 Aug 2008  03
L71134-01 - 1, Ba 493.409 r, 6290256, 0.00000e+000, 2.84283e+000, -5.44497e-002, 28 Aug 2008
L71134-01 - 1, Be 234.861 r, 40836, 0.00000e+000, 3.15484e+000, 1.96812e-003, 28 Aug 2008  03:
L71134-01 - 1, Bi 223.061 r, -3500, 0.00000e+000, 6.74669e+002, 8.50815e-003, 28 Aug 2008  03:
L71134-01 - 1, Ca 315.887 r, 3663212, 0.00000e+000, 3.21996e+001, -2.55719e-001, 28 Aug 2008
```

```
L71134-01 - 1, Cd 214.441 r, 340, 0.00000e+000, 4.30437e+001, -6.60155e-003, 28 Aug 2008  03:0
L71134-01 - 1, Co 228.615 r, 6213, 0.00000e+000, 1.07168e+002, -6.77392e-003, 28 Aug 2008  03:
L71134-01 - 1, Cr 267.716 r, 5744, 0.00000e+000, 7.65680e+001, 1.28101e-003, 28 Aug 2008  03:0
L71134-01 - 1, Cr 205.552 r, 3886, 0.00000e+000, 1.02548e+002, -1.04563e-002, 28 Aug 2008  03:
L71134-01 - 1, Cu 324.754 r, 278815, 0.00000e+000, 1.38194e+001, -2.38998e-002, 28 Aug 2008  0
L71134-01 - 1, Fe 240.489 r, 14627549, 0.00000e+000, 6.59719e+001, -2.17357e-002, 28 Aug 2008
L71134-01 - 1, Fe 259.940 r, 32922914, 0.00000e+000, 2.78901e+001, -2.47550e-002, 28 Aug 2008
L71134-01 - 1, Ga 294.364 r, 145, 0.00000e+000, 5.67239e+002, 1.59893e-001, 28 Aug 2008  03:09
L71134-01 - 1, K 766.491 r, 853868, 0.00000e+000, 1.46082e+002, -1.10028e-001, 28 Aug 2008  03
L71134-01 - 1, Li 670.784 r, 58724, 0.00000e+000, 1.00788e+001, -1.23665e-002, 28 Aug 2008  03
L71134-01 - 1, Mg 279.078 r, 604989, 0.00000e+000, 3.22604e+002, -1.22601e-001, 28 Aug 2008  0
L71134-01 - 1, Mn 257.610 r, 5639717, 0.00000e+000, 1.00183e+001, -4.80395e-003, 28 Aug 2008
L71134-01 - 1, Mo 202.030 r, 2608, 0.00000e+000, 1.60688e+002, -1.13661e-002, 28 Aug 2008  03:
L71134-01 - 1, Na 330.237 r, 7994, 0.00000e+000, 7.93835e+003, -1.59780e+001, 28 Aug 2008  03:
L71134-01 - 1, Na 589.592 r, 106595, 0.00000e+000, 5.34179e+001, -3.46719e-001, 28 Aug 2008  0
L71134-01 - 1, Ni 221.648 r, 21568, 0.00000e+000, 1.01651e+002, -9.88086e-004, 28 Aug 2008  03
L71134-01 - 1, Ni 231.604 r, 3004, 0.00000e+000, 1.35686e+002, -1.44373e-002, 28 Aug 2008  03:
L71134-01 - 1, Pb 220.353 r, 2803, 0.00000e+000, 4.98966e+002, -3.14713e-002, 28 Aug 2008  03:
L71134-01 - 1, Sb 206.833 r, 246, 0.00000e+000, 7.17610e+002, -3.78087e-003, 28 Aug 2008  03:0
L71134-01 - 1, Sb 217.581 r, -234, 0.00000e+000, 1.01917e+003, 4.73528e-002, 28 Aug 2008  03:0
L71134-01 - 1, Sc 361.383 r, 55852, 0.00000e+000, 2.07290e+000, -6.28284e-003, 28 Aug 2008  03
L71134-01 - 1, Sc 357.253 r, 239039, 0.00000e+000, 2.82063e+000, -9.90304e-002, 28 Aug 2008  0
L71134-01 - 1, Se 196.090 r, -646, 0.00000e+000, 2.54369e+003, 2.84249e-002, 28 Aug 2008  03:0
L71134-01 - 1, Si 251.611 r, 705555, 0.00000e+000, 1.49981e+002, -1.38190e-002, 28 Aug 2008  0
L71134-01 - 1, Sn 189.991 r, 587, 0.00000e+000, 5.66762e+002, -1.60209e-002, 28 Aug 2008  03:0
L71134-01 - 1, Sr 421.552 r, 1669313, 0.00000e+000, 9.00594e-001, -7.90767e-003, 28 Aug 2008
L71134-01 - 1, Ti 337.280 r, 1758647, 0.00000e+000, 7.85247e+000, 9.69121e-003, 28 Aug 2008  0
L71134-01 - 1, Ti 334.941 r, 4123295, 0.00000e+000, 3.31074e+000, -8.97500e-003, 28 Aug 2008
L71134-01 - 1, Tl 190.864 r, -203, 0.00000e+000, 9.83599e+002, 1.53475e-002, 28 Aug 2008  03:0
L71134-01 - 1, V 292.401 r, 97141, 0.00000e+000, 1.55984e+001, -1.45949e-004, 28 Aug 2008  03:
L71134-01 - 1, Zn 213.856 r, 74367, 0.00000e+000, 4.19204e+001, -1.78104e-002, 28 Aug 2008  03
L71134-01 - 1, Zn 206.200 r, 40206, 0.00000e+000, 7.73969e+001, -1.63201e-002, 28 Aug 2008  03
L71134-01 - 1, Y 371.030 r, 5845942, 0.00000e+000, 0.00000e+000, 1.00000e+000, 28 Aug 2008  03
L71134-01 - 2, Ag 328.068 r, -12495, 0.00000e+000, 3.19249e+001, -2.31932e-002, 28 Aug 2008  0
L71134-01 - 2, Al 396.152 r, 9145425, 0.00000e+000, 7.08588e+001, 4.14004e-003, 28 Aug 2008  0
L71134-01 - 2, As 189.042 r, 221, 0.00000e+000, 2.05208e+003, -3.63425e-002, 28 Aug 2008  03:0
L71134-01 - 2, B 249.677 r, -14739, 0.00000e+000, 7.45587e+001, -3.63850e-003, 28 Aug 2008  03
L71134-01 - 2, Ba 493.409 r, 6313437, 0.00000e+000, 2.84283e+000, -5.44497e-002, 28 Aug 2008
L71134-01 - 2, Be 234.861 r, 41492, 0.00000e+000, 3.15484e+000, 1.96812e-003, 28 Aug 2008  03:
L71134-01 - 2, Bi 223.061 r, -3424, 0.00000e+000, 6.74669e+002, 8.50815e-003, 28 Aug 2008  03:
L71134-01 - 2, Ca 315.887 r, 3675229, 0.00000e+000, 3.21996e+001, -2.55719e-001, 28 Aug 2008
L71134-01 - 2, Cd 214.441 r, 156, 0.00000e+000, 4.30437e+001, -6.60155e-003, 28 Aug 2008  03:0
L71134-01 - 2, Co 228.615 r, 6317, 0.00000e+000, 1.07168e+002, -6.77392e-003, 28 Aug 2008  03:
L71134-01 - 2, Cr 267.716 r, 5757, 0.00000e+000, 7.65680e+001, 1.28101e-003, 28 Aug 2008  03:0
L71134-01 - 2, Cr 205.552 r, 3715, 0.00000e+000, 1.02548e+002, -1.04563e-002, 28 Aug 2008  03:
L71134-01 - 2, Cu 324.754 r, 280773, 0.00000e+000, 1.38194e+001, -2.38998e-002, 28 Aug 2008  0
L71134-01 - 2, Fe 240.489 r, 14774486, 0.00000e+000, 6.59719e+001, -2.17357e-002, 28 Aug 2008
L71134-01 - 2, Fe 259.940 r, 33320892, 0.00000e+000, 2.78901e+001, -2.47550e-002, 28 Aug 2008
L71134-01 - 2, Ga 294.364 r, -296, 0.00000e+000, 5.67239e+002, 1.59893e-001, 28 Aug 2008  03:0
L71134-01 - 2, K 766.491 r, 862543, 0.00000e+000, 1.46082e+002, -1.10028e-001, 28 Aug 2008  03
L71134-01 - 2, Li 670.784 r, 58611, 0.00000e+000, 1.00788e+001, -1.23665e-002, 28 Aug 2008  03
L71134-01 - 2, Mg 279.078 r, 608251, 0.00000e+000, 3.22604e+002, -1.22601e-001, 28 Aug 2008  0
L71134-01 - 2, Mn 257.610 r, 5658722, 0.00000e+000, 1.00183e+001, -4.80395e-003, 28 Aug 2008
L71134-01 - 2, Mo 202.030 r, 2591, 0.00000e+000, 1.60688e+002, -1.13661e-002, 28 Aug 2008  03:
L71134-01 - 2, Na 330.237 r, 7667, 0.00000e+000, 7.93835e+003, -1.59780e+001, 28 Aug 2008  03:
L71134-01 - 2, Na 589.592 r, 100924, 0.00000e+000, 5.34179e+001, -3.46719e-001, 28 Aug 2008  0
L71134-01 - 2, Ni 221.648 r, 22243, 0.00000e+000, 1.01651e+002, -9.88086e-004, 28 Aug 2008  03
L71134-01 - 2, Ni 231.604 r, 3104, 0.00000e+000, 1.35686e+002, -1.44373e-002, 28 Aug 2008  03:
L71134-01 - 2, Pb 220.353 r, 2548, 0.00000e+000, 4.98966e+002, -3.14713e-002, 28 Aug 2008  03:
L71134-01 - 2, Sb 206.833 r, 155, 0.00000e+000, 7.17610e+002, -3.78087e-003, 28 Aug 2008  03:0
```

```
L71134-01 - 2, Sb 217.581 r, -283, 0.00000e+000, 1.01917e+003, 4.73528e-002, 28 Aug 2008  03:0
L71134-01 - 2, Sc 361.383 r, 56064, 0.00000e+000, 2.07290e+000, -6.28284e-003, 28 Aug 2008  03
L71134-01 - 2, Sc 357.253 r, 240952, 0.00000e+000, 2.82063e+000, -9.90304e-002, 28 Aug 2008  0
L71134-01 - 2, Se 196.090 r, -621, 0.00000e+000, 2.54369e+003, 2.84249e-002, 28 Aug 2008  03:0
L71134-01 - 2, Si 251.611 r, 709219, 0.00000e+000, 1.49981e+002, -1.38190e-002, 28 Aug 2008  0
L71134-01 - 2, Sn 189.991 r, 576, 0.00000e+000, 5.66762e+002, -1.60209e-002, 28 Aug 2008  03:0
L71134-01 - 2, Sr 421.552 r, 1684345, 0.00000e+000, 9.00594e-001, -7.90767e-003, 28 Aug 2008
L71134-01 - 2, Ti 337.280 r, 1774367, 0.00000e+000, 7.85247e+000, 9.69121e-003, 28 Aug 2008  0
L71134-01 - 2, Ti 334.941 r, 4169410, 0.00000e+000, 3.31074e+000, -8.97500e-003, 28 Aug 2008
L71134-01 - 2, Tl 190.864 r, -28, 0.00000e+000, 9.83599e+002, 1.53475e-002, 28 Aug 2008  03:09
L71134-01 - 2, V 292.401 r, 97575, 0.00000e+000, 1.55984e+001, -1.45949e-004, 28 Aug 2008  03:
L71134-01 - 2, Zn 213.856 r, 74772, 0.00000e+000, 4.19204e+001, -1.78104e-002, 28 Aug 2008  03
L71134-01 - 2, Zn 206.200 r, 40509, 0.00000e+000, 7.73969e+001, -1.63201e-002, 28 Aug 2008  03
L71134-01 - 2, Y 371.030 r, 5898385, 0.00000e+000, 0.00000e+000, 1.00000e+000, 28 Aug 2008  03
L71134-02 - 1, Ag 328.068 r, -8997, 0.00000e+000, 3.19249e+001, -2.31932e-002, 28 Aug 2008  03
L71134-02 - 1, Al 396.152 r, 4775346, 0.00000e+000, 7.08588e+001, 4.14004e-003, 28 Aug 2008  0
L71134-02 - 1, As 189.042 r, 264, 0.00000e+000, 2.05208e+003, -3.63425e-002, 28 Aug 2008  03:1
L71134-02 - 1, B 249.677 r, -13347, 0.00000e+000, 7.45587e+001, -3.63850e-003, 28 Aug 2008  03
L71134-02 - 1, Ba 493.409 r, 1033718, 0.00000e+000, 2.84283e+000, -5.44497e-002, 28 Aug 2008
L71134-02 - 1, Be 234.861 r, 9013, 0.00000e+000, 3.15484e+000, 1.96812e-003, 28 Aug 2008  03:1
L71134-02 - 1, Bi 223.061 r, -5637, 0.00000e+000, 6.74669e+002, 8.50815e-003, 28 Aug 2008  03:
L71134-02 - 1, Ca 315.887 r, 17489551, 0.00000e+000, 3.21996e+001, -2.55719e-001, 28 Aug 2008
L71134-02 - 1, Cd 214.441 r, 338, 0.00000e+000, 4.30437e+001, -6.60155e-003, 28 Aug 2008  03:1
L71134-02 - 1, Co 228.615 r, 1531, 0.00000e+000, 1.07168e+002, -6.77392e-003, 28 Aug 2008  03:
L71134-02 - 1, Cr 267.716 r, 2522, 0.00000e+000, 7.65680e+001, 1.28101e-003, 28 Aug 2008  03:1
L71134-02 - 1, Cr 205.552 r, 2020, 0.00000e+000, 1.02548e+002, -1.04563e-002, 28 Aug 2008  03:
L71134-02 - 1, Cu 324.754 r, 312936, 0.00000e+000, 1.38194e+001, -2.38998e-002, 28 Aug 2008  0
L71134-02 - 1, Fe 240.489 r, 11937332, 0.00000e+000, 6.59719e+001, -2.17357e-002, 28 Aug 2008
L71134-02 - 1, Fe 259.940 r, 27251958, 0.00000e+000, 2.78901e+001, -2.47550e-002, 28 Aug 2008
L71134-02 - 1, Ga 294.364 r, -277, 0.00000e+000, 5.67239e+002, 1.59893e-001, 28 Aug 2008  03:1
L71134-02 - 1, K 766.491 r, 683811, 0.00000e+000, 1.46082e+002, -1.10028e-001, 28 Aug 2008  03
L71134-02 - 1, Li 670.784 r, 48872, 0.00000e+000, 1.00788e+001, -1.23665e-002, 28 Aug 2008  03
L71134-02 - 1, Mg 279.078 r, 624707, 0.00000e+000, 3.22604e+002, -1.22601e-001, 28 Aug 2008  0
L71134-02 - 1, Mn 257.610 r, 884100, 0.00000e+000, 1.00183e+001, -4.80395e-003, 28 Aug 2008  0
L71134-02 - 1, Mo 202.030 r, 42644, 0.00000e+000, 1.60688e+002, -1.13661e-002, 28 Aug 2008  03
L71134-02 - 1, Na 330.237 r, 4174, 0.00000e+000, 7.93835e+003, -1.59780e+001, 28 Aug 2008  03:
L71134-02 - 1, Na 589.592 r, 228650, 0.00000e+000, 5.34179e+001, -3.46719e-001, 28 Aug 2008  0
L71134-02 - 1, Ni 221.648 r, 13048, 0.00000e+000, 1.01651e+002, -9.88086e-004, 28 Aug 2008  03
L71134-02 - 1, Ni 231.604 r, 578, 0.00000e+000, 1.35686e+002, -1.44373e-002, 28 Aug 2008  03:1
L71134-02 - 1, Pb 220.353 r, 1741, 0.00000e+000, 4.98966e+002, -3.14713e-002, 28 Aug 2008  03:
L71134-02 - 1, Sb 206.833 r, 67, 0.00000e+000, 7.17610e+002, -3.78087e-003, 28 Aug 2008  03:13
L71134-02 - 1, Sb 217.581 r, 42, 0.00000e+000, 1.01917e+003, 4.73528e-002, 28 Aug 2008  03:13:
L71134-02 - 1, Sc 361.383 r, 60852, 0.00000e+000, 2.07290e+000, -6.28284e-003, 28 Aug 2008  03
L71134-02 - 1, Sc 357.253 r, 240301, 0.00000e+000, 2.82063e+000, -9.90304e-002, 28 Aug 2008  0
L71134-02 - 1, Se 196.090 r, -607, 0.00000e+000, 2.54369e+003, 2.84249e-002, 28 Aug 2008  03:1
L71134-02 - 1, Si 251.611 r, 481098, 0.00000e+000, 1.49981e+002, -1.38190e-002, 28 Aug 2008  0
L71134-02 - 1, Sn 189.991 r, 395, 0.00000e+000, 5.66762e+002, -1.60209e-002, 28 Aug 2008  03:1
L71134-02 - 1, Sr 421.552 r, 1375213, 0.00000e+000, 9.00594e-001, -7.90767e-003, 28 Aug 2008
L71134-02 - 1, Ti 337.280 r, 2953130, 0.00000e+000, 7.85247e+000, 9.69121e-003, 28 Aug 2008  0
L71134-02 - 1, Ti 334.941 r, 6871182, 0.00000e+000, 3.31074e+000, -8.97500e-003, 28 Aug 2008
L71134-02 - 1, Tl 190.864 r, -241, 0.00000e+000, 9.83599e+002, 1.53475e-002, 28 Aug 2008  03:1
L71134-02 - 1, V 292.401 r, 80275, 0.00000e+000, 1.55984e+001, -1.45949e-004, 28 Aug 2008  03:
L71134-02 - 1, Zn 213.856 r, 33656, 0.00000e+000, 4.19204e+001, -1.78104e-002, 28 Aug 2008  03
L71134-02 - 1, Zn 206.200 r, 17330, 0.00000e+000, 7.73969e+001, -1.63201e-002, 28 Aug 2008  03
L71134-02 - 1, Y 371.030 r, 5474020, 0.00000e+000, 0.00000e+000, 1.00000e+000, 28 Aug 2008  03
L71134-02 - 2, Ag 328.068 r, -9163, 0.00000e+000, 3.19249e+001, -2.31932e-002, 28 Aug 2008  03
L71134-02 - 2, Al 396.152 r, 4785815, 0.00000e+000, 7.08588e+001, 4.14004e-003, 28 Aug 2008  0
L71134-02 - 2, As 189.042 r, 170, 0.00000e+000, 2.05208e+003, -3.63425e-002, 28 Aug 2008  03:1
L71134-02 - 2, B 249.677 r, -13572, 0.00000e+000, 7.45587e+001, -3.63850e-003, 28 Aug 2008  03
L71134-02 - 2, Ba 493.409 r, 1034803, 0.00000e+000, 2.84283e+000, -5.44497e-002, 28 Aug 2008
```

```
L71134-02 - 2, Be 234.861 r, 8836, 0.00000e+000, 3.15484e+000, 1.96812e-003, 28 Aug 2008  03:1
L71134-02 - 2, Bi 223.061 r, -5639, 0.00000e+000, 6.74669e+002, 8.50815e-003, 28 Aug 2008  03:
L71134-02 - 2, Ca 315.887 r, 17331223, 0.00000e+000, 3.21996e+001, -2.55719e-001, 28 Aug 2008
L71134-02 - 2, Cd 214.441 r, 383, 0.00000e+000, 4.30437e+001, -6.60155e-003, 28 Aug 2008  03:1
L71134-02 - 2, Co 228.615 r, 1536, 0.00000e+000, 1.07168e+002, -6.77392e-003, 28 Aug 2008  03:
L71134-02 - 2, Cr 267.716 r, 2499, 0.00000e+000, 7.65680e+001, 1.28101e-003, 28 Aug 2008  03:1
L71134-02 - 2, Cr 205.552 r, 1988, 0.00000e+000, 1.02548e+002, -1.04563e-002, 28 Aug 2008  03:
L71134-02 - 2, Cu 324.754 r, 312533, 0.00000e+000, 1.38194e+001, -2.38998e-002, 28 Aug 2008  0
L71134-02 - 2, Fe 240.489 r, 11969575, 0.00000e+000, 6.59719e+001, -2.17357e-002, 28 Aug 2008
L71134-02 - 2, Fe 259.940 r, 27254609, 0.00000e+000, 2.78901e+001, -2.47550e-002, 28 Aug 2008
L71134-02 - 2, Ga 294.364 r, -626, 0.00000e+000, 5.67239e+002, 1.59893e-001, 28 Aug 2008  03:1
L71134-02 - 2, K 766.491 r, 679426, 0.00000e+000, 1.46082e+002, -1.10028e-001, 28 Aug 2008  03
L71134-02 - 2, Li 670.784 r, 49800, 0.00000e+000, 1.00788e+001, -1.23665e-002, 28 Aug 2008  03
L71134-02 - 2, Mg 279.078 r, 623076, 0.00000e+000, 3.22604e+002, -1.22601e-001, 28 Aug 2008  0
L71134-02 - 2, Mn 257.610 r, 881428, 0.00000e+000, 1.00183e+001, -4.80395e-003, 28 Aug 2008  0
L71134-02 - 2, Mo 202.030 r, 42532, 0.00000e+000, 1.60688e+002, -1.13661e-002, 28 Aug 2008  03
L71134-02 - 2, Na 330.237 r, 4276, 0.00000e+000, 7.93835e+003, -1.59780e+001, 28 Aug 2008  03:
L71134-02 - 2, Na 589.592 r, 227411, 0.00000e+000, 5.34179e+001, -3.46719e-001, 28 Aug 2008  0
L71134-02 - 2, Ni 221.648 r, 13096, 0.00000e+000, 1.01651e+002, -9.88086e-004, 28 Aug 2008  03
L71134-02 - 2, Ni 231.604 r, 647, 0.00000e+000, 1.35686e+002, -1.44373e-002, 28 Aug 2008  03:1
L71134-02 - 2, Pb 220.353 r, 1620, 0.00000e+000, 4.98966e+002, -3.14713e-002, 28 Aug 2008  03:
L71134-02 - 2, Sb 206.833 r, -25, 0.00000e+000, 7.17610e+002, -3.78087e-003, 28 Aug 2008  03:1
L71134-02 - 2, Sb 217.581 r, -236, 0.00000e+000, 1.01917e+003, 4.73528e-002, 28 Aug 2008  03:1
L71134-02 - 2, Sc 361.383 r, 60112, 0.00000e+000, 2.07290e+000, -6.28284e-003, 28 Aug 2008  03
L71134-02 - 2, Sc 357.253 r, 241362, 0.00000e+000, 2.82063e+000, -9.90304e-002, 28 Aug 2008  0
L71134-02 - 2, Se 196.090 r, -597, 0.00000e+000, 2.54369e+003, 2.84249e-002, 28 Aug 2008  03:1
L71134-02 - 2, Si 251.611 r, 479142, 0.00000e+000, 1.49981e+002, -1.38190e-002, 28 Aug 2008  0
L71134-02 - 2, Sn 189.991 r, 507, 0.00000e+000, 5.66762e+002, -1.60209e-002, 28 Aug 2008  03:1
L71134-02 - 2, Sr 421.552 r, 1374461, 0.00000e+000, 9.00594e-001, -7.90767e-003, 28 Aug 2008
L71134-02 - 2, Ti 337.280 r, 2954537, 0.00000e+000, 7.85247e+000, 9.69121e-003, 28 Aug 2008  0
L71134-02 - 2, Ti 334.941 r, 6885707, 0.00000e+000, 3.31074e+000, -8.97500e-003, 28 Aug 2008
L71134-02 - 2, Tl 190.864 r, -301, 0.00000e+000, 9.83599e+002, 1.53475e-002, 28 Aug 2008  03:1
L71134-02 - 2, V 292.401 r, 79889, 0.00000e+000, 1.55984e+001, -1.45949e-004, 28 Aug 2008  03:
L71134-02 - 2, Zn 213.856 r, 33546, 0.00000e+000, 4.19204e+001, -1.78104e-002, 28 Aug 2008  03
L71134-02 - 2, Zn 206.200 r, 17146, 0.00000e+000, 7.73969e+001, -1.63201e-002, 28 Aug 2008  03
L71134-02 - 2, Y 371.030 r, 5790836, 0.00000e+000, 0.00000e+000, 1.00000e+000, 28 Aug 2008  03
L71134-03 - 1, Ag 328.068 r, -9467, 0.00000e+000, 3.19249e+001, -2.31932e-002, 28 Aug 2008  03
L71134-03 - 1, Al 396.152 r, 5183179, 0.00000e+000, 7.08588e+001, 4.14004e-003, 28 Aug 2008  0
L71134-03 - 1, As 189.042 r, 327, 0.00000e+000, 2.05208e+003, -3.63425e-002, 28 Aug 2008  03:1
L71134-03 - 1, B 249.677 r, -13790, 0.00000e+000, 7.45587e+001, -3.63850e-003, 28 Aug 2008  03
L71134-03 - 1, Ba 493.409 r, 1099756, 0.00000e+000, 2.84283e+000, -5.44497e-002, 28 Aug 2008
L71134-03 - 1, Be 234.861 r, 9554, 0.00000e+000, 3.15484e+000, 1.96812e-003, 28 Aug 2008  03:1
L71134-03 - 1, Bi 223.061 r, -6076, 0.00000e+000, 6.74669e+002, 8.50815e-003, 28 Aug 2008  03:
L71134-03 - 1, Ca 315.887 r, 17200544, 0.00000e+000, 3.21996e+001, -2.55719e-001, 28 Aug 2008
L71134-03 - 1, Cd 214.441 r, 388, 0.00000e+000, 4.30437e+001, -6.60155e-003, 28 Aug 2008  03:1
L71134-03 - 1, Co 228.615 r, 1570, 0.00000e+000, 1.07168e+002, -6.77392e-003, 28 Aug 2008  03:
L71134-03 - 1, Cr 267.716 r, 2066, 0.00000e+000, 7.65680e+001, 1.28101e-003, 28 Aug 2008  03:1
L71134-03 - 1, Cr 205.552 r, 1879, 0.00000e+000, 1.02548e+002, -1.04563e-002, 28 Aug 2008  03:
L71134-03 - 1, Cu 324.754 r, 347871, 0.00000e+000, 1.38194e+001, -2.38998e-002, 28 Aug 2008  0
L71134-03 - 1, Fe 240.489 r, 12487349, 0.00000e+000, 6.59719e+001, -2.17357e-002, 28 Aug 2008
L71134-03 - 1, Fe 259.940 r, 28498035, 0.00000e+000, 2.78901e+001, -2.47550e-002, 28 Aug 2008
L71134-03 - 1, Ga 294.364 r, -945, 0.00000e+000, 5.67239e+002, 1.59893e-001, 28 Aug 2008  03:1
L71134-03 - 1, K 766.491 r, 758631, 0.00000e+000, 1.46082e+002, -1.10028e-001, 28 Aug 2008  03
L71134-03 - 1, Li 670.784 r, 53399, 0.00000e+000, 1.00788e+001, -1.23665e-002, 28 Aug 2008  03
L71134-03 - 1, Mg 279.078 r, 670448, 0.00000e+000, 3.22604e+002, -1.22601e-001, 28 Aug 2008  0
L71134-03 - 1, Mn 257.610 r, 958783, 0.00000e+000, 1.00183e+001, -4.80395e-003, 28 Aug 2008  0
L71134-03 - 1, Mo 202.030 r, 39216, 0.00000e+000, 1.60688e+002, -1.13661e-002, 28 Aug 2008  03
L71134-03 - 1, Na 330.237 r, 4077, 0.00000e+000, 7.93835e+003, -1.59780e+001, 28 Aug 2008  03:
L71134-03 - 1, Na 589.592 r, 268154, 0.00000e+000, 5.34179e+001, -3.46719e-001, 28 Aug 2008  0
L71134-03 - 1, Ni 221.648 r, 15494, 0.00000e+000, 1.01651e+002, -9.88086e-004, 28 Aug 2008  03
```

```
L71134-03 - 1, Ni 231.604 r, 723, 0.00000e+000, 1.35686e+002, -1.44373e-002, 28 Aug 2008  03:1
L71134-03 - 1, Pb 220.353 r, 1803, 0.00000e+000, 4.98966e+002, -3.14713e-002, 28 Aug 2008  03:
L71134-03 - 1, Sb 206.833 r, -25, 0.00000e+000, 7.17610e+002, -3.78087e-003, 28 Aug 2008  03:1
L71134-03 - 1, Sb 217.581 r, -299, 0.00000e+000, 1.01917e+003, 4.73528e-002, 28 Aug 2008  03:1
L71134-03 - 1, Sc 361.383 r, 62653, 0.00000e+000, 2.07290e+000, -6.28284e-003, 28 Aug 2008  03
L71134-03 - 1, Sc 357.253 r, 243853, 0.00000e+000, 2.82063e+000, -9.90304e-002, 28 Aug 2008  0
L71134-03 - 1, Se 196.090 r, -469, 0.00000e+000, 2.54369e+003, 2.84249e-002, 28 Aug 2008  03:1
L71134-03 - 1, Si 251.611 r, 572585, 0.00000e+000, 1.49981e+002, -1.38190e-002, 28 Aug 2008  0
L71134-03 - 1, Sn 189.991 r, 542, 0.00000e+000, 5.66762e+002, -1.60209e-002, 28 Aug 2008  03:1
L71134-03 - 1, Sr 421.552 r, 1630547, 0.00000e+000, 9.00594e-001, -7.90767e-003, 28 Aug 2008
L71134-03 - 1, Ti 337.280 r, 3050679, 0.00000e+000, 7.85247e+000, 9.69121e-003, 28 Aug 2008  0
L71134-03 - 1, Ti 334.941 r, 7097652, 0.00000e+000, 3.31074e+000, -8.97500e-003, 28 Aug 2008
L71134-03 - 1, Tl 190.864 r, -301, 0.00000e+000, 9.83599e+002, 1.53475e-002, 28 Aug 2008  03:1
L71134-03 - 1, V 292.401 r, 87177, 0.00000e+000, 1.55984e+001, -1.45949e-004, 28 Aug 2008  03:
L71134-03 - 1, Zn 213.856 r, 38708, 0.00000e+000, 4.19204e+001, -1.78104e-002, 28 Aug 2008  03
L71134-03 - 1, Zn 206.200 r, 20228, 0.00000e+000, 7.73969e+001, -1.63201e-002, 28 Aug 2008  03
L71134-03 - 1, Y 371.030 r, 5773043, 0.00000e+000, 0.00000e+000, 1.00000e+000, 28 Aug 2008  03
L71134-03 - 2, Ag 328.068 r, -9285, 0.00000e+000, 3.19249e+001, -2.31932e-002, 28 Aug 2008  03
L71134-03 - 2, Al 396.152 r, 5249168, 0.00000e+000, 7.08588e+001, 4.14004e-003, 28 Aug 2008  0
L71134-03 - 2, As 189.042 r, 198, 0.00000e+000, 2.05208e+003, -3.63425e-002, 28 Aug 2008  03:1
L71134-03 - 2, B 249.677 r, -13881, 0.00000e+000, 7.45587e+001, -3.63850e-003, 28 Aug 2008  03
L71134-03 - 2, Ba 493.409 r, 1107913, 0.00000e+000, 2.84283e+000, -5.44497e-002, 28 Aug 2008
L71134-03 - 2, Be 234.861 r, 9682, 0.00000e+000, 3.15484e+000, 1.96812e-003, 28 Aug 2008  03:1
L71134-03 - 2, Bi 223.061 r, -5968, 0.00000e+000, 6.74669e+002, 8.50815e-003, 28 Aug 2008  03:
L71134-03 - 2, Ca 315.887 r, 17402885, 0.00000e+000, 3.21996e+001, -2.55719e-001, 28 Aug 2008
L71134-03 - 2, Cd 214.441 r, 365, 0.00000e+000, 4.30437e+001, -6.60155e-003, 28 Aug 2008  03:1
L71134-03 - 2, Co 228.615 r, 1647, 0.00000e+000, 1.07168e+002, -6.77392e-003, 28 Aug 2008  03:
L71134-03 - 2, Cr 267.716 r, 2270, 0.00000e+000, 7.65680e+001, 1.28101e-003, 28 Aug 2008  03:1
L71134-03 - 2, Cr 205.552 r, 1980, 0.00000e+000, 1.02548e+002, -1.04563e-002, 28 Aug 2008  03:
L71134-03 - 2, Cu 324.754 r, 350190, 0.00000e+000, 1.38194e+001, -2.38998e-002, 28 Aug 2008  0
L71134-03 - 2, Fe 240.489 r, 12610156, 0.00000e+000, 6.59719e+001, -2.17357e-002, 28 Aug 2008
L71134-03 - 2, Fe 259.940 r, 28587080, 0.00000e+000, 2.78901e+001, -2.47550e-002, 28 Aug 2008
L71134-03 - 2, Ga 294.364 r, -331, 0.00000e+000, 5.67239e+002, 1.59893e-001, 28 Aug 2008  03:1
L71134-03 - 2, K 766.491 r, 757045, 0.00000e+000, 1.46082e+002, -1.10028e-001, 28 Aug 2008  03
L71134-03 - 2, Li 670.784 r, 50670, 0.00000e+000, 1.00788e+001, -1.23665e-002, 28 Aug 2008  03
L71134-03 - 2, Mg 279.078 r, 675547, 0.00000e+000, 3.22604e+002, -1.22601e-001, 28 Aug 2008  0
L71134-03 - 2, Mn 257.610 r, 966424, 0.00000e+000, 1.00183e+001, -4.80395e-003, 28 Aug 2008  0
L71134-03 - 2, Mo 202.030 r, 39427, 0.00000e+000, 1.60688e+002, -1.13661e-002, 28 Aug 2008  03
L71134-03 - 2, Na 330.237 r, 4369, 0.00000e+000, 7.93835e+003, -1.59780e+001, 28 Aug 2008  03:
L71134-03 - 2, Na 589.592 r, 265686, 0.00000e+000, 5.34179e+001, -3.46719e-001, 28 Aug 2008  0
L71134-03 - 2, Ni 221.648 r, 15447, 0.00000e+000, 1.01651e+002, -9.88086e-004, 28 Aug 2008  03
L71134-03 - 2, Ni 231.604 r, 738, 0.00000e+000, 1.35686e+002, -1.44373e-002, 28 Aug 2008  03:1
L71134-03 - 2, Pb 220.353 r, 1583, 0.00000e+000, 4.98966e+002, -3.14713e-002, 28 Aug 2008  03:
L71134-03 - 2, Sb 206.833 r, 166, 0.00000e+000, 7.17610e+002, -3.78087e-003, 28 Aug 2008  03:1
L71134-03 - 2, Sb 217.581 r, -265, 0.00000e+000, 1.01917e+003, 4.73528e-002, 28 Aug 2008  03:1
L71134-03 - 2, Sc 361.383 r, 62230, 0.00000e+000, 2.07290e+000, -6.28284e-003, 28 Aug 2008  03
L71134-03 - 2, Sc 357.253 r, 242200, 0.00000e+000, 2.82063e+000, -9.90304e-002, 28 Aug 2008  0
L71134-03 - 2, Se 196.090 r, -647, 0.00000e+000, 2.54369e+003, 2.84249e-002, 28 Aug 2008  03:1
L71134-03 - 2, Si 251.611 r, 575351, 0.00000e+000, 1.49981e+002, -1.38190e-002, 28 Aug 2008  0
L71134-03 - 2, Sn 189.991 r, 569, 0.00000e+000, 5.66762e+002, -1.60209e-002, 28 Aug 2008  03:1
L71134-03 - 2, Sr 421.552 r, 1642971, 0.00000e+000, 9.00594e-001, -7.90767e-003, 28 Aug 2008
L71134-03 - 2, Ti 337.280 r, 3069266, 0.00000e+000, 7.85247e+000, 9.69121e-003, 28 Aug 2008  0
L71134-03 - 2, Ti 334.941 r, 7157253, 0.00000e+000, 3.31074e+000, -8.97500e-003, 28 Aug 2008
L71134-03 - 2, Tl 190.864 r, -297, 0.00000e+000, 9.83599e+002, 1.53475e-002, 28 Aug 2008  03:1
L71134-03 - 2, V 292.401 r, 87458, 0.00000e+000, 1.55984e+001, -1.45949e-004, 28 Aug 2008  03:
L71134-03 - 2, Zn 213.856 r, 38977, 0.00000e+000, 4.19204e+001, -1.78104e-002, 28 Aug 2008  03
L71134-03 - 2, Zn 206.200 r, 20347, 0.00000e+000, 7.73969e+001, -1.63201e-002, 28 Aug 2008  03
L71134-03 - 2, Y 371.030 r, 5800728, 0.00000e+000, 0.00000e+000, 1.00000e+000, 28 Aug 2008  03
L71134-04 - 1, Ag 328.068 r, -13444, 0.00000e+000, 3.19249e+001, -2.31932e-002, 28 Aug 2008  0
L71134-04 - 1, Al 396.152 r, 8118784, 0.00000e+000, 7.08588e+001, 4.14004e-003, 28 Aug 2008  0
```

```
L71134-04 - 1, As 189.042 r, 341, 0.00000e+000, 2.05208e+003, -3.63425e-002, 28 Aug 2008  03:2
L71134-04 - 1, B 249.677 r, -17936, 0.00000e+000, 7.45587e+001, -3.63850e-003, 28 Aug 2008  03
L71134-04 - 1, Ba 493.409 r, 3922837, 0.00000e+000, 2.84283e+000, -5.44497e-002, 28 Aug 2008
L71134-04 - 1, Be 234.861 r, 28314, 0.00000e+000, 3.15484e+000, 1.96812e-003, 28 Aug 2008  03:
L71134-04 - 1, Bi 223.061 r, -6637, 0.00000e+000, 6.74669e+002, 8.50815e-003, 28 Aug 2008  03:
L71134-04 - 1, Ca 315.887 r, 16569697, 0.00000e+000, 3.21996e+001, -2.55719e-001, 28 Aug 2008
L71134-04 - 1, Cd 214.441 r, 595, 0.00000e+000, 4.30437e+001, -6.60155e-003, 28 Aug 2008  03:2
L71134-04 - 1, Co 228.615 r, 6326, 0.00000e+000, 1.07168e+002, -6.77392e-003, 28 Aug 2008  03:
L71134-04 - 1, Cr 267.716 r, 3750, 0.00000e+000, 7.65680e+001, 1.28101e-003, 28 Aug 2008  03:2
L71134-04 - 1, Cr 205.552 r, 1897, 0.00000e+000, 1.02548e+002, -1.04563e-002, 28 Aug 2008  03:
L71134-04 - 1, Cu 324.754 r, 531246, 0.00000e+000, 1.38194e+001, -2.38998e-002, 28 Aug 2008  0
L71134-04 - 1, Fe 240.489 r, 16782150, 0.00000e+000, 6.59719e+001, -2.17357e-002, 28 Aug 2008
L71134-04 - 1, Fe 259.940 r, 37735415, 0.00000e+000, 2.78901e+001, -2.47550e-002, 28 Aug 2008
L71134-04 - 1, Ga 294.364 r, 570, 0.00000e+000, 5.67239e+002, 1.59893e-001, 28 Aug 2008  03:20
L71134-04 - 1, K 766.491 r, 1072328, 0.00000e+000, 1.46082e+002, -1.10028e-001, 28 Aug 2008  0
L71134-04 - 1, Li 670.784 r, 70902, 0.00000e+000, 1.00788e+001, -1.23665e-002, 28 Aug 2008  03
L71134-04 - 1, Mg 279.078 r, 864891, 0.00000e+000, 3.22604e+002, -1.22601e-001, 28 Aug 2008  0
L71134-04 - 1, Mn 257.610 r, 7216669, 0.00000e+000, 1.00183e+001, -4.80395e-003, 28 Aug 2008
L71134-04 - 1, Mo 202.030 r, 12080, 0.00000e+000, 1.60688e+002, -1.13661e-002, 28 Aug 2008  03
L71134-04 - 1, Na 330.237 r, 5187, 0.00000e+000, 7.93835e+003, -1.59780e+001, 28 Aug 2008  03:
L71134-04 - 1, Na 589.592 r, 167231, 0.00000e+000, 5.34179e+001, -3.46719e-001, 28 Aug 2008  0
L71134-04 - 1, Ni 221.648 r, 17876, 0.00000e+000, 1.01651e+002, -9.88086e-004, 28 Aug 2008  03
L71134-04 - 1, Ni 231.604 r, 2409, 0.00000e+000, 1.35686e+002, -1.44373e-002, 28 Aug 2008  03:
L71134-04 - 1, Pb 220.353 r, 1625, 0.00000e+000, 4.98966e+002, -3.14713e-002, 28 Aug 2008  03:
L71134-04 - 1, Sb 206.833 r, -16, 0.00000e+000, 7.17610e+002, -3.78087e-003, 28 Aug 2008  03:2
L71134-04 - 1, Sb 217.581 r, -36, 0.00000e+000, 1.01917e+003, 4.73528e-002, 28 Aug 2008  03:20
L71134-04 - 1, Sc 361.383 r, 83956, 0.00000e+000, 2.07290e+000, -6.28284e-003, 28 Aug 2008  03
L71134-04 - 1, Sc 357.253 r, 263031, 0.00000e+000, 2.82063e+000, -9.90304e-002, 28 Aug 2008  0
L71134-04 - 1, Se 196.090 r, -722, 0.00000e+000, 2.54369e+003, 2.84249e-002, 28 Aug 2008  03:2
L71134-04 - 1, Si 251.611 r, 605992, 0.00000e+000, 1.49981e+002, -1.38190e-002, 28 Aug 2008  0
L71134-04 - 1, Sn 189.991 r, 664, 0.00000e+000, 5.66762e+002, -1.60209e-002, 28 Aug 2008  03:2
L71134-04 - 1, Sr 421.552 r, 2395837, 0.00000e+000, 9.00594e-001, -7.90767e-003, 28 Aug 2008
L71134-04 - 1, Ti 337.280 r, 3436638, 0.00000e+000, 7.85247e+000, 9.69121e-003, 28 Aug 2008  0
L71134-04 - 1, Ti 334.941 r, 7991284, 0.00000e+000, 3.31074e+000, -8.97500e-003, 28 Aug 2008
L71134-04 - 1, Tl 190.864 r, -120, 0.00000e+000, 9.83599e+002, 1.53475e-002, 28 Aug 2008  03:2
L71134-04 - 1, V 292.401 r, 115456, 0.00000e+000, 1.55984e+001, -1.45949e-004, 28 Aug 2008  03
L71134-04 - 1, Zn 213.856 r, 101315, 0.00000e+000, 4.19204e+001, -1.78104e-002, 28 Aug 2008  0
L71134-04 - 1, Zn 206.200 r, 55395, 0.00000e+000, 7.73969e+001, -1.63201e-002, 28 Aug 2008  03
L71134-04 - 1, Y 371.030 r, 5876743, 0.00000e+000, 0.00000e+000, 1.00000e+000, 28 Aug 2008  03
L71134-04 - 2, Ag 328.068 r, -14410, 0.00000e+000, 3.19249e+001, -2.31932e-002, 28 Aug 2008  0
L71134-04 - 2, Al 396.152 r, 8244054, 0.00000e+000, 7.08588e+001, 4.14004e-003, 28 Aug 2008  0
L71134-04 - 2, As 189.042 r, 208, 0.00000e+000, 2.05208e+003, -3.63425e-002, 28 Aug 2008  03:2
L71134-04 - 2, B 249.677 r, -18467, 0.00000e+000, 7.45587e+001, -3.63850e-003, 28 Aug 2008  03
L71134-04 - 2, Ba 493.409 r, 3974162, 0.00000e+000, 2.84283e+000, -5.44497e-002, 28 Aug 2008
L71134-04 - 2, Be 234.861 r, 28492, 0.00000e+000, 3.15484e+000, 1.96812e-003, 28 Aug 2008  03:
L71134-04 - 2, Bi 223.061 r, -6658, 0.00000e+000, 6.74669e+002, 8.50815e-003, 28 Aug 2008  03:
L71134-04 - 2, Ca 315.887 r, 16638746, 0.00000e+000, 3.21996e+001, -2.55719e-001, 28 Aug 2008
L71134-04 - 2, Cd 214.441 r, 421, 0.00000e+000, 4.30437e+001, -6.60155e-003, 28 Aug 2008  03:2
L71134-04 - 2, Co 228.615 r, 6557, 0.00000e+000, 1.07168e+002, -6.77392e-003, 28 Aug 2008  03:
L71134-04 - 2, Cr 267.716 r, 3516, 0.00000e+000, 7.65680e+001, 1.28101e-003, 28 Aug 2008  03:2
L71134-04 - 2, Cr 205.552 r, 2024, 0.00000e+000, 1.02548e+002, -1.04563e-002, 28 Aug 2008  03:
L71134-04 - 2, Cu 324.754 r, 536814, 0.00000e+000, 1.38194e+001, -2.38998e-002, 28 Aug 2008  0
L71134-04 - 2, Fe 240.489 r, 16933841, 0.00000e+000, 6.59719e+001, -2.17357e-002, 28 Aug 2008
L71134-04 - 2, Fe 259.940 r, 38256028, 0.00000e+000, 2.78901e+001, -2.47550e-002, 28 Aug 2008
L71134-04 - 2, Ga 294.364 r, 404, 0.00000e+000, 5.67239e+002, 1.59893e-001, 28 Aug 2008  03:20
L71134-04 - 2, K 766.491 r, 1085223, 0.00000e+000, 1.46082e+002, -1.10028e-001, 28 Aug 2008  0
L71134-04 - 2, Li 670.784 r, 71874, 0.00000e+000, 1.00788e+001, -1.23665e-002, 28 Aug 2008  03
L71134-04 - 2, Mg 279.078 r, 871361, 0.00000e+000, 3.22604e+002, -1.22601e-001, 28 Aug 2008  0
L71134-04 - 2, Mn 257.610 r, 7292764, 0.00000e+000, 1.00183e+001, -4.80395e-003, 28 Aug 2008
L71134-04 - 2, Mo 202.030 r, 12473, 0.00000e+000, 1.60688e+002, -1.13661e-002, 28 Aug 2008  03
```

```
L71134-04 - 2, Na 330.237 r, 6050, 0.00000e+000, 7.93835e+003, -1.59780e+001, 28 Aug 2008  03:
L71134-04 - 2, Na 589.592 r, 168136, 0.00000e+000, 5.34179e+001, -3.46719e-001, 28 Aug 2008  0
L71134-04 - 2, Ni 221.648 r, 18000, 0.00000e+000, 1.01651e+002, -9.88086e-004, 28 Aug 2008  03
L71134-04 - 2, Ni 231.604 r, 2427, 0.00000e+000, 1.35686e+002, -1.44373e-002, 28 Aug 2008  03:
L71134-04 - 2, Pb 220.353 r, 2113, 0.00000e+000, 4.98966e+002, -3.14713e-002, 28 Aug 2008  03:
L71134-04 - 2, Sb 206.833 r, 214, 0.00000e+000, 7.17610e+002, -3.78087e-003, 28 Aug 2008  03:2
L71134-04 - 2, Sb 217.581 r, -141, 0.00000e+000, 1.01917e+003, 4.73528e-002, 28 Aug 2008  03:2
L71134-04 - 2, Sc 361.383 r, 84301, 0.00000e+000, 2.07290e+000, -6.28284e-003, 28 Aug 2008  03
L71134-04 - 2, Sc 357.253 r, 260611, 0.00000e+000, 2.82063e+000, -9.90304e-002, 28 Aug 2008  0
L71134-04 - 2, Se 196.090 r, -600, 0.00000e+000, 2.54369e+003, 2.84249e-002, 28 Aug 2008  03:2
L71134-04 - 2, Si 251.611 r, 608505, 0.00000e+000, 1.49981e+002, -1.38190e-002, 28 Aug 2008  0
L71134-04 - 2, Sn 189.991 r, 540, 0.00000e+000, 5.66762e+002, -1.60209e-002, 28 Aug 2008  03:2
L71134-04 - 2, Sr 421.552 r, 2416098, 0.00000e+000, 9.00594e-001, -7.90767e-003, 28 Aug 2008
L71134-04 - 2, Ti 337.280 r, 3483249, 0.00000e+000, 7.85247e+000, 9.69121e-003, 28 Aug 2008  0
L71134-04 - 2, Ti 334.941 r, 8100797, 0.00000e+000, 3.31074e+000, -8.97500e-003, 28 Aug 2008
L71134-04 - 2, Tl 190.864 r, -160, 0.00000e+000, 9.83599e+002, 1.53475e-002, 28 Aug 2008  03:2
L71134-04 - 2, V 292.401 r, 116480, 0.00000e+000, 1.55984e+001, -1.45949e-004, 28 Aug 2008  03
L71134-04 - 2, Zn 213.856 r, 102196, 0.00000e+000, 4.19204e+001, -1.78104e-002, 28 Aug 2008  0
L71134-04 - 2, Zn 206.200 r, 55690, 0.00000e+000, 7.73969e+001, -1.63201e-002, 28 Aug 2008  03
L71134-04 - 2, Y 371.030 r, 5863444, 0.00000e+000, 0.00000e+000, 1.00000e+000, 28 Aug 2008  03
L71134-05 - 1, Ag 328.068 r, -11165, 0.00000e+000, 3.19249e+001, -2.31932e-002, 28 Aug 2008  0
L71134-05 - 1, Al 396.152 r, 6248720, 0.00000e+000, 7.08588e+001, 4.14004e-003, 28 Aug 2008  0
L71134-05 - 1, As 189.042 r, 262, 0.00000e+000, 2.05208e+003, -3.63425e-002, 28 Aug 2008  03:2
L71134-05 - 1, B 249.677 r, -15706, 0.00000e+000, 7.45587e+001, -3.63850e-003, 28 Aug 2008  03
L71134-05 - 1, Ba 493.409 r, 1163145, 0.00000e+000, 2.84283e+000, -5.44497e-002, 28 Aug 2008
L71134-05 - 1, Be 234.861 r, 19521, 0.00000e+000, 3.15484e+000, 1.96812e-003, 28 Aug 2008  03:
L71134-05 - 1, Bi 223.061 r, -6393, 0.00000e+000, 6.74669e+002, 8.50815e-003, 28 Aug 2008  03:
L71134-05 - 1, Ca 315.887 r, 20287804, 0.00000e+000, 3.21996e+001, -2.55719e-001, 28 Aug 2008
L71134-05 - 1, Cd 214.441 r, 1124, 0.00000e+000, 4.30437e+001, -6.60155e-003, 28 Aug 2008  03:
L71134-05 - 1, Co 228.615 r, 9350, 0.00000e+000, 1.07168e+002, -6.77392e-003, 28 Aug 2008  03:
L71134-05 - 1, Cr 267.716 r, 2127, 0.00000e+000, 7.65680e+001, 1.28101e-003, 28 Aug 2008  03:2
L71134-05 - 1, Cr 205.552 r, 945, 0.00000e+000, 1.02548e+002, -1.04563e-002, 28 Aug 2008  03:2
L71134-05 - 1, Cu 324.754 r, 1384228, 0.00000e+000, 1.38194e+001, -2.38998e-002, 28 Aug 2008
L71134-05 - 1, Fe 240.489 r, 14637342, 0.00000e+000, 6.59719e+001, -2.17357e-002, 28 Aug 2008
L71134-05 - 1, Fe 259.940 r, 33202840, 0.00000e+000, 2.78901e+001, -2.47550e-002, 28 Aug 2008
L71134-05 - 1, Ga 294.364 r, 102, 0.00000e+000, 5.67239e+002, 1.59893e-001, 28 Aug 2008  03:23
L71134-05 - 1, K 766.491 r, 798741, 0.00000e+000, 1.46082e+002, -1.10028e-001, 28 Aug 2008  03
L71134-05 - 1, Li 670.784 r, 85998, 0.00000e+000, 1.00788e+001, -1.23665e-002, 28 Aug 2008  03
L71134-05 - 1, Mg 279.078 r, 1079217, 0.00000e+000, 3.22604e+002, -1.22601e-001, 28 Aug 2008
L71134-05 - 1, Mn 257.610 r, 4146592, 0.00000e+000, 1.00183e+001, -4.80395e-003, 28 Aug 2008
L71134-05 - 1, Mo 202.030 r, 34279, 0.00000e+000, 1.60688e+002, -1.13661e-002, 28 Aug 2008  03
L71134-05 - 1, Na 330.237 r, 8405, 0.00000e+000, 7.93835e+003, -1.59780e+001, 28 Aug 2008  03:
L71134-05 - 1, Na 589.592 r, 133185, 0.00000e+000, 5.34179e+001, -3.46719e-001, 28 Aug 2008  0
L71134-05 - 1, Ni 221.648 r, 17822, 0.00000e+000, 1.01651e+002, -9.88086e-004, 28 Aug 2008  03
L71134-05 - 1, Ni 231.604 r, 2981, 0.00000e+000, 1.35686e+002, -1.44373e-002, 28 Aug 2008  03:
L71134-05 - 1, Pb 220.353 r, 2476, 0.00000e+000, 4.98966e+002, -3.14713e-002, 28 Aug 2008  03:
L71134-05 - 1, Sb 206.833 r, 169, 0.00000e+000, 7.17610e+002, -3.78087e-003, 28 Aug 2008  03:2
L71134-05 - 1, Sb 217.581 r, -161, 0.00000e+000, 1.01917e+003, 4.73528e-002, 28 Aug 2008  03:2
L71134-05 - 1, Sc 361.383 r, 74696, 0.00000e+000, 2.07290e+000, -6.28284e-003, 28 Aug 2008  03
L71134-05 - 1, Sc 357.253 r, 251622, 0.00000e+000, 2.82063e+000, -9.90304e-002, 28 Aug 2008  0
L71134-05 - 1, Se 196.090 r, -685, 0.00000e+000, 2.54369e+003, 2.84249e-002, 28 Aug 2008  03:2
L71134-05 - 1, Si 251.611 r, 569112, 0.00000e+000, 1.49981e+002, -1.38190e-002, 28 Aug 2008  0
L71134-05 - 1, Sn 189.991 r, 567, 0.00000e+000, 5.66762e+002, -1.60209e-002, 28 Aug 2008  03:2
L71134-05 - 1, Sr 421.552 r, 2375519, 0.00000e+000, 9.00594e-001, -7.90767e-003, 28 Aug 2008
L71134-05 - 1, Ti 337.280 r, 3344034, 0.00000e+000, 7.85247e+000, 9.69121e-003, 28 Aug 2008  0
L71134-05 - 1, Ti 334.941 r, 7758973, 0.00000e+000, 3.31074e+000, -8.97500e-003, 28 Aug 2008
L71134-05 - 1, Tl 190.864 r, -346, 0.00000e+000, 9.83599e+002, 1.53475e-002, 28 Aug 2008  03:2
L71134-05 - 1, V 292.401 r, 100133, 0.00000e+000, 1.55984e+001, -1.45949e-004, 28 Aug 2008  03
L71134-05 - 1, Zn 213.856 r, 197708, 0.00000e+000, 4.19204e+001, -1.78104e-002, 28 Aug 2008  0
L71134-05 - 1, Zn 206.200 r, 110710, 0.00000e+000, 7.73969e+001, -1.63201e-002, 28 Aug 2008  0
```

```
L71134-05 - 1, Y 371.030 r, 5936367, 0.00000e+000, 0.00000e+000, 1.00000e+000, 28 Aug 2008  03
L71134-05 - 2, Ag 328.068 r, -12029, 0.00000e+000, 3.19249e+001, -2.31932e-002, 28 Aug 2008  0
L71134-05 - 2, Al 396.152 r, 6337021, 0.00000e+000, 7.08588e+001, 4.14004e-003, 28 Aug 2008  0
L71134-05 - 2, As 189.042 r, 201, 0.00000e+000, 2.05208e+003, -3.63425e-002, 28 Aug 2008  03:2
L71134-05 - 2, B 249.677 r, -16446, 0.00000e+000, 7.45587e+001, -3.63850e-003, 28 Aug 2008  03
L71134-05 - 2, Ba 493.409 r, 1174560, 0.00000e+000, 2.84283e+000, -5.44497e-002, 28 Aug 2008
L71134-05 - 2, Be 234.861 r, 20049, 0.00000e+000, 3.15484e+000, 1.96812e-003, 28 Aug 2008  03:
L71134-05 - 2, Bi 223.061 r, -6510, 0.00000e+000, 6.74669e+002, 8.50815e-003, 28 Aug 2008  03:
L71134-05 - 2, Ca 315.887 r, 20620019, 0.00000e+000, 3.21996e+001, -2.55719e-001, 28 Aug 2008
L71134-05 - 2, Cd 214.441 r, 1246, 0.00000e+000, 4.30437e+001, -6.60155e-003, 28 Aug 2008  03:
L71134-05 - 2, Co 228.615 r, 9595, 0.00000e+000, 1.07168e+002, -6.77392e-003, 28 Aug 2008  03:
L71134-05 - 2, Cr 267.716 r, 2211, 0.00000e+000, 7.65680e+001, 1.28101e-003, 28 Aug 2008  03:2
L71134-05 - 2, Cr 205.552 r, 1138, 0.00000e+000, 1.02548e+002, -1.04563e-002, 28 Aug 2008  03:
L71134-05 - 2, Cu 324.754 r, 1401018, 0.00000e+000, 1.38194e+001, -2.38998e-002, 28 Aug 2008
L71134-05 - 2, Fe 240.489 r, 14914075, 0.00000e+000, 6.59719e+001, -2.17357e-002, 28 Aug 2008
L71134-05 - 2, Fe 259.940 r, 33823330, 0.00000e+000, 2.78901e+001, -2.47550e-002, 28 Aug 2008
L71134-05 - 2, Ga 294.364 r, -16, 0.00000e+000, 5.67239e+002, 1.59893e-001, 28 Aug 2008  03:23
L71134-05 - 2, K 766.491 r, 814409, 0.00000e+000, 1.46082e+002, -1.10028e-001, 28 Aug 2008  03
L71134-05 - 2, Li 670.784 r, 88382, 0.00000e+000, 1.00788e+001, -1.23665e-002, 28 Aug 2008  03
L71134-05 - 2, Mg 279.078 r, 1100688, 0.00000e+000, 3.22604e+002, -1.22601e-001, 28 Aug 2008
L71134-05 - 2, Mn 257.610 r, 4219118, 0.00000e+000, 1.00183e+001, -4.80395e-003, 28 Aug 2008
L71134-05 - 2, Mo 202.030 r, 35082, 0.00000e+000, 1.60688e+002, -1.13661e-002, 28 Aug 2008  03
L71134-05 - 2, Na 330.237 r, 7911, 0.00000e+000, 7.93835e+003, -1.59780e+001, 28 Aug 2008  03:
L71134-05 - 2, Na 589.592 r, 133112, 0.00000e+000, 5.34179e+001, -3.46719e-001, 28 Aug 2008  0
L71134-05 - 2, Ni 221.648 r, 18302, 0.00000e+000, 1.01651e+002, -9.88086e-004, 28 Aug 2008  03
L71134-05 - 2, Ni 231.604 r, 2872, 0.00000e+000, 1.35686e+002, -1.44373e-002, 28 Aug 2008  03:
L71134-05 - 2, Pb 220.353 r, 2172, 0.00000e+000, 4.98966e+002, -3.14713e-002, 28 Aug 2008  03:
L71134-05 - 2, Sb 206.833 r, -105, 0.00000e+000, 7.17610e+002, -3.78087e-003, 28 Aug 2008  03:
L71134-05 - 2, Sb 217.581 r, -345, 0.00000e+000, 1.01917e+003, 4.73528e-002, 28 Aug 2008  03:2
L71134-05 - 2, Sc 361.383 r, 75247, 0.00000e+000, 2.07290e+000, -6.28284e-003, 28 Aug 2008  03
L71134-05 - 2, Sc 357.253 r, 254095, 0.00000e+000, 2.82063e+000, -9.90304e-002, 28 Aug 2008  0
L71134-05 - 2, Se 196.090 r, -602, 0.00000e+000, 2.54369e+003, 2.84249e-002, 28 Aug 2008  03:2
L71134-05 - 2, Si 251.611 r, 580340, 0.00000e+000, 1.49981e+002, -1.38190e-002, 28 Aug 2008  0
L71134-05 - 2, Sn 189.991 r, 579, 0.00000e+000, 5.66762e+002, -1.60209e-002, 28 Aug 2008  03:2
L71134-05 - 2, Sr 421.552 r, 2410622, 0.00000e+000, 9.00594e-001, -7.90767e-003, 28 Aug 2008
L71134-05 - 2, Ti 337.280 r, 3392893, 0.00000e+000, 7.85247e+000, 9.69121e-003, 28 Aug 2008  0
L71134-05 - 2, Ti 334.941 r, 7896616, 0.00000e+000, 3.31074e+000, -8.97500e-003, 28 Aug 2008
L71134-05 - 2, Tl 190.864 r, -205, 0.00000e+000, 9.83599e+002, 1.53475e-002, 28 Aug 2008  03:2
L71134-05 - 2, V 292.401 r, 101959, 0.00000e+000, 1.55984e+001, -1.45949e-004, 28 Aug 2008  03
L71134-05 - 2, Zn 213.856 r, 201532, 0.00000e+000, 4.19204e+001, -1.78104e-002, 28 Aug 2008  0
L71134-05 - 2, Zn 206.200 r, 112209, 0.00000e+000, 7.73969e+001, -1.63201e-002, 28 Aug 2008  0
L71134-05 - 2, Y 371.030 r, 5958030, 0.00000e+000, 0.00000e+000, 1.00000e+000, 28 Aug 2008  03
L71134-06 - 1, Ag 328.068 r, -12473, 0.00000e+000, 3.19249e+001, -2.31932e-002, 28 Aug 2008  0
L71134-06 - 1, Al 396.152 r, 6811657, 0.00000e+000, 7.08588e+001, 4.14004e-003, 28 Aug 2008  0
L71134-06 - 1, As 189.042 r, 287, 0.00000e+000, 2.05208e+003, -3.63425e-002, 28 Aug 2008  03:2
L71134-06 - 1, B 249.677 r, -17080, 0.00000e+000, 7.45587e+001, -3.63850e-003, 28 Aug 2008  03
L71134-06 - 1, Ba 493.409 r, 1078701, 0.00000e+000, 2.84283e+000, -5.44497e-002, 28 Aug 2008
L71134-06 - 1, Be 234.861 r, 15064, 0.00000e+000, 3.15484e+000, 1.96812e-003, 28 Aug 2008  03:
L71134-06 - 1, Bi 223.061 r, -8617, 0.00000e+000, 6.74669e+002, 8.50815e-003, 28 Aug 2008  03:
L71134-06 - 1, Ca 315.887 r, 19942801, 0.00000e+000, 3.21996e+001, -2.55719e-001, 28 Aug 2008
L71134-06 - 1, Cd 214.441 r, 442, 0.00000e+000, 4.30437e+001, -6.60155e-003, 28 Aug 2008  03:2
L71134-06 - 1, Co 228.615 r, 4757, 0.00000e+000, 1.07168e+002, -6.77392e-003, 28 Aug 2008  03:
L71134-06 - 1, Cr 267.716 r, 1314, 0.00000e+000, 7.65680e+001, 1.28101e-003, 28 Aug 2008  03:2
L71134-06 - 1, Cr 205.552 r, 782, 0.00000e+000, 1.02548e+002, -1.04563e-002, 28 Aug 2008  03:2
L71134-06 - 1, Cu 324.754 r, 1226105, 0.00000e+000, 1.38194e+001, -2.38998e-002, 28 Aug 2008
L71134-06 - 1, Fe 240.489 r, 15202885, 0.00000e+000, 6.59719e+001, -2.17357e-002, 28 Aug 2008
L71134-06 - 1, Fe 259.940 r, 34222723, 0.00000e+000, 2.78901e+001, -2.47550e-002, 28 Aug 2008
L71134-06 - 1, Ga 294.364 r, 191, 0.00000e+000, 5.67239e+002, 1.59893e-001, 28 Aug 2008  03:27
L71134-06 - 1, K 766.491 r, 1004350, 0.00000e+000, 1.46082e+002, -1.10028e-001, 28 Aug 2008  0
L71134-06 - 1, Li 670.784 r, 96593, 0.00000e+000, 1.00788e+001, -1.23665e-002, 28 Aug 2008  03
```

```
L71134-06 - 1, Mg 279.078 r, 1338312, 0.00000e+000, 3.22604e+002, -1.22601e-001, 28 Aug 2008
L71134-06 - 1, Mn 257.610 r, 2225612, 0.00000e+000, 1.00183e+001, -4.80395e-003, 28 Aug 2008
L71134-06 - 1, Mo 202.030 r, 18837, 0.00000e+000, 1.60688e+002, -1.13661e-002, 28 Aug 2008  03
L71134-06 - 1, Na 330.237 r, 4733, 0.00000e+000, 7.93835e+003, -1.59780e+001, 28 Aug 2008  03:
L71134-06 - 1, Na 589.592 r, 184215, 0.00000e+000, 5.34179e+001, -3.46719e-001, 28 Aug 2008  0
L71134-06 - 1, Ni 221.648 r, 16917, 0.00000e+000, 1.01651e+002, -9.88086e-004, 28 Aug 2008  03
L71134-06 - 1, Ni 231.604 r, 1363, 0.00000e+000, 1.35686e+002, -1.44373e-002, 28 Aug 2008  03:
L71134-06 - 1, Pb 220.353 r, 2582, 0.00000e+000, 4.98966e+002, -3.14713e-002, 28 Aug 2008  03:
L71134-06 - 1, Sb 206.833 r, 173, 0.00000e+000, 7.17610e+002, -3.78087e-003, 28 Aug 2008  03:2
L71134-06 - 1, Sb 217.581 r, -555, 0.00000e+000, 1.01917e+003, 4.73528e-002, 28 Aug 2008  03:2
L71134-06 - 1, Sc 361.383 r, 91610, 0.00000e+000, 2.07290e+000, -6.28284e-003, 28 Aug 2008  03
L71134-06 - 1, Sc 357.253 r, 267311, 0.00000e+000, 2.82063e+000, -9.90304e-002, 28 Aug 2008  0
L71134-06 - 1, Se 196.090 r, -571, 0.00000e+000, 2.54369e+003, 2.84249e-002, 28 Aug 2008  03:2
L71134-06 - 1, Si 251.611 r, 591043, 0.00000e+000, 1.49981e+002, -1.38190e-002, 28 Aug 2008  0
L71134-06 - 1, Sn 189.991 r, 639, 0.00000e+000, 5.66762e+002, -1.60209e-002, 28 Aug 2008  03:2
L71134-06 - 1, Sr 421.552 r, 2552110, 0.00000e+000, 9.00594e-001, -7.90767e-003, 28 Aug 2008
L71134-06 - 1, Ti 337.280 r, 4364648, 0.00000e+000, 7.85247e+000, 9.69121e-003, 28 Aug 2008  0
L71134-06 - 1, Ti 334.941 r, 10150971, 0.00000e+000, 3.31074e+000, -8.97500e-003, 28 Aug 2008
L71134-06 - 1, Tl 190.864 r, -323, 0.00000e+000, 9.83599e+002, 1.53475e-002, 28 Aug 2008  03:2
L71134-06 - 1, V 292.401 r, 127694, 0.00000e+000, 1.55984e+001, -1.45949e-004, 28 Aug 2008  03
L71134-06 - 1, Zn 213.856 r, 92334, 0.00000e+000, 4.19204e+001, -1.78104e-002, 28 Aug 2008  03
L71134-06 - 1, Zn 206.200 r, 49758, 0.00000e+000, 7.73969e+001, -1.63201e-002, 28 Aug 2008  03
L71134-06 - 1, Y 371.030 r, 5881507, 0.00000e+000, 0.00000e+000, 1.00000e+000, 28 Aug 2008  03
L71134-06 - 2, Ag 328.068 r, -12548, 0.00000e+000, 3.19249e+001, -2.31932e-002, 28 Aug 2008  0
L71134-06 - 2, Al 396.152 r, 6919691, 0.00000e+000, 7.08588e+001, 4.14004e-003, 28 Aug 2008  0
L71134-06 - 2, As 189.042 r, 217, 0.00000e+000, 2.05208e+003, -3.63425e-002, 28 Aug 2008  03:2
L71134-06 - 2, B 249.677 r, -17334, 0.00000e+000, 7.45587e+001, -3.63850e-003, 28 Aug 2008  03
L71134-06 - 2, Ba 493.409 r, 1094936, 0.00000e+000, 2.84283e+000, -5.44497e-002, 28 Aug 2008
L71134-06 - 2, Be 234.861 r, 14955, 0.00000e+000, 3.15484e+000, 1.96812e-003, 28 Aug 2008  03:
L71134-06 - 2, Bi 223.061 r, -8786, 0.00000e+000, 6.74669e+002, 8.50815e-003, 28 Aug 2008  03:
L71134-06 - 2, Ca 315.887 r, 20092283, 0.00000e+000, 3.21996e+001, -2.55719e-001, 28 Aug 2008
L71134-06 - 2, Cd 214.441 r, 602, 0.00000e+000, 4.30437e+001, -6.60155e-003, 28 Aug 2008  03:2
L71134-06 - 2, Co 228.615 r, 4983, 0.00000e+000, 1.07168e+002, -6.77392e-003, 28 Aug 2008  03:
L71134-06 - 2, Cr 267.716 r, 1360, 0.00000e+000, 7.65680e+001, 1.28101e-003, 28 Aug 2008  03:2
L71134-06 - 2, Cr 205.552 r, 840, 0.00000e+000, 1.02548e+002, -1.04563e-002, 28 Aug 2008  03:2
L71134-06 - 2, Cu 324.754 r, 1239314, 0.00000e+000, 1.38194e+001, -2.38998e-002, 28 Aug 2008
L71134-06 - 2, Fe 240.489 r, 15389435, 0.00000e+000, 6.59719e+001, -2.17357e-002, 28 Aug 2008
L71134-06 - 2, Fe 259.940 r, 34856848, 0.00000e+000, 2.78901e+001, -2.47550e-002, 28 Aug 2008
L71134-06 - 2, Ga 294.364 r, -237, 0.00000e+000, 5.67239e+002, 1.59893e-001, 28 Aug 2008  03:2
L71134-06 - 2, K 766.491 r, 1011306, 0.00000e+000, 1.46082e+002, -1.10028e-001, 28 Aug 2008  0
L71134-06 - 2, Li 670.784 r, 96707, 0.00000e+000, 1.00788e+001, -1.23665e-002, 28 Aug 2008  03
L71134-06 - 2, Mg 279.078 r, 1349065, 0.00000e+000, 3.22604e+002, -1.22601e-001, 28 Aug 2008
L71134-06 - 2, Mn 257.610 r, 2253900, 0.00000e+000, 1.00183e+001, -4.80395e-003, 28 Aug 2008
L71134-06 - 2, Mo 202.030 r, 19066, 0.00000e+000, 1.60688e+002, -1.13661e-002, 28 Aug 2008  03
L71134-06 - 2, Na 330.237 r, 4206, 0.00000e+000, 7.93835e+003, -1.59780e+001, 28 Aug 2008  03:
L71134-06 - 2, Na 589.592 r, 189701, 0.00000e+000, 5.34179e+001, -3.46719e-001, 28 Aug 2008  0
L71134-06 - 2, Ni 221.648 r, 17030, 0.00000e+000, 1.01651e+002, -9.88086e-004, 28 Aug 2008  03
L71134-06 - 2, Ni 231.604 r, 1397, 0.00000e+000, 1.35686e+002, -1.44373e-002, 28 Aug 2008  03:
L71134-06 - 2, Pb 220.353 r, 2350, 0.00000e+000, 4.98966e+002, -3.14713e-002, 28 Aug 2008  03:
L71134-06 - 2, Sb 206.833 r, 77, 0.00000e+000, 7.17610e+002, -3.78087e-003, 28 Aug 2008  03:27
L71134-06 - 2, Sb 217.581 r, -343, 0.00000e+000, 1.01917e+003, 4.73528e-002, 28 Aug 2008  03:2
L71134-06 - 2, Sc 361.383 r, 91551, 0.00000e+000, 2.07290e+000, -6.28284e-003, 28 Aug 2008  03
L71134-06 - 2, Sc 357.253 r, 266010, 0.00000e+000, 2.82063e+000, -9.90304e-002, 28 Aug 2008  0
L71134-06 - 2, Se 196.090 r, -558, 0.00000e+000, 2.54369e+003, 2.84249e-002, 28 Aug 2008  03:2
L71134-06 - 2, Si 251.611 r, 598468, 0.00000e+000, 1.49981e+002, -1.38190e-002, 28 Aug 2008  0
L71134-06 - 2, Sn 189.991 r, 564, 0.00000e+000, 5.66762e+002, -1.60209e-002, 28 Aug 2008  03:2
L71134-06 - 2, Sr 421.552 r, 2601101, 0.00000e+000, 9.00594e-001, -7.90767e-003, 28 Aug 2008
L71134-06 - 2, Ti 337.280 r, 4432324, 0.00000e+000, 7.85247e+000, 9.69121e-003, 28 Aug 2008  0
L71134-06 - 2, Ti 334.941 r, 10281855, 0.00000e+000, 3.31074e+000, -8.97500e-003, 28 Aug 2008
L71134-06 - 2, Tl 190.864 r, -394, 0.00000e+000, 9.83599e+002, 1.53475e-002, 28 Aug 2008  03:2
```

```
L71134-06 - 2, V 292.401 r, 129119, 0.00000e+000, 1.55984e+001, -1.45949e-004, 28 Aug 2008  03
L71134-06 - 2, Zn 213.856 r, 92975, 0.00000e+000, 4.19204e+001, -1.78104e-002, 28 Aug 2008  03
L71134-06 - 2, Zn 206.200 r, 49811, 0.00000e+000, 7.73969e+001, -1.63201e-002, 28 Aug 2008  03
L71134-06 - 2, Y 371.030 r, 5896666, 0.00000e+000, 0.00000e+000, 1.00000e+000, 28 Aug 2008  03
CCV - 1, Ag 328.068 r, 90667, -, -, -, 28 Aug 2008  03:30:32,
CCV - 1, Al 396.152 r, 84725, -, -, -, 28 Aug 2008  03:30:32,
CCV - 1, As 189.042 r, 5587, -, -, -, 28 Aug 2008  03:30:32,
CCV - 1, B 249.677 r, 77940, -, -, -, 28 Aug 2008  03:30:32,
CCV - 1, Ba 493.409 r, 2113768, -, -, -, 28 Aug 2008  03:30:32,
CCV - 1, Be 234.861 r, 1803129, -, -, -, 28 Aug 2008  03:30:32,
CCV - 1, Bi 223.061 r, 7333, -, -, -, 28 Aug 2008  03:30:32,
CCV - 1, Ca 315.887 r, 9052952, -, -, -, 28 Aug 2008  03:30:32,
CCV - 1, Cd 214.441 r, 130135, -, -, -, 28 Aug 2008  03:30:32,
CCV - 1, Co 228.615 r, 53968, -, -, -, 28 Aug 2008  03:30:32,
CCV - 1, Cr 267.716 r, 74146, -, -, -, 28 Aug 2008  03:30:32,
CCV - 1, Cr 205.552 r, 56041, -, -, -, 28 Aug 2008  03:30:32,
CCV - 1, Cu 324.754 r, 412488, -, -, -, 28 Aug 2008  03:30:32,
CCV - 1, Fe 240.489 r, 88631, -, -, -, 28 Aug 2008  03:30:32,
CCV - 1, Fe 259.940 r, 214783, -, -, -, 28 Aug 2008  03:30:32,
CCV - 1, Ga 294.364 r, 8949, -, -, -, 28 Aug 2008  03:30:32,
CCV - 1, K 766.491 r, 388659, -, -, -, 28 Aug 2008  03:30:32,
CCV - 1, Li 670.784 r, 556437, -, -, -, 28 Aug 2008  03:30:32,
CCV - 1, Mg 279.078 r, 894462, -, -, -, 28 Aug 2008  03:30:32,
CCV - 1, Mn 257.610 r, 565589, -, -, -, 28 Aug 2008  03:30:32,
CCV - 1, Mo 202.030 r, 35633, -, -, -, 28 Aug 2008  03:30:32,
CCV - 1, Na 330.237 r, 46687, -, -, -, 28 Aug 2008  03:30:32,
CCV - 1, Na 589.592 r, 5476848, -, -, -, 28 Aug 2008  03:30:32,
CCV - 1, Ni 221.648 r, 61851, -, -, -, 28 Aug 2008  03:30:32,
CCV - 1, Ni 231.604 r, 41648, -, -, -, 28 Aug 2008  03:30:32,
CCV - 1, Pb 220.353 r, 22682, -, -, -, 28 Aug 2008  03:30:32,
CCV - 1, Sb 206.833 r, 14666, -, -, -, 28 Aug 2008  03:30:32,
CCV - 1, Sb 217.581 r, 10906, -, -, -, 28 Aug 2008  03:30:32,
CCV - 1, Sc 361.383 r, 2755971, -, -, -, 28 Aug 2008  03:30:32,
CCV - 1, Sc 357.253 r, 2205270, -, -, -, 28 Aug 2008  03:30:32,
CCV - 1, Se 196.090 r, 4635, -, -, -, 28 Aug 2008  03:30:32,
CCV - 1, Si 251.611 r, 375511, -, -, -, 28 Aug 2008  03:30:32,
CCV - 1, Sn 189.991 r, 10192, -, -, -, 28 Aug 2008  03:30:32,
CCV - 1, Sr 421.552 r, 6625650, -, -, -, 28 Aug 2008  03:30:32,
CCV - 1, Ti 337.280 r, 695387, -, -, -, 28 Aug 2008  03:30:32,
CCV - 1, Ti 334.941 r, 1668302, -, -, -, 28 Aug 2008  03:30:32,
CCV - 1, Tl 190.864 r, 10797, -, -, -, 28 Aug 2008  03:30:32,
CCV - 1, V 292.401 r, 375718, -, -, -, 28 Aug 2008  03:30:32,
CCV - 1, Zn 213.856 r, 138870, -, -, -, 28 Aug 2008  03:30:32,
CCV - 1, Zn 206.200 r, 74360, -, -, -, 28 Aug 2008  03:30:32,
CCV - 1, Y 371.030 r, 5666307, -, -, -, 28 Aug 2008  03:30:32,
CCV - 2, Ag 328.068 r, 91769, -, -, -, 28 Aug 2008  03:30:32,
CCV - 2, Al 396.152 r, 82519, -, -, -, 28 Aug 2008  03:30:32,
CCV - 2, As 189.042 r, 5754, -, -, -, 28 Aug 2008  03:30:32,
CCV - 2, B 249.677 r, 77926, -, -, -, 28 Aug 2008  03:30:32,
CCV - 2, Ba 493.409 r, 2126191, -, -, -, 28 Aug 2008  03:30:32,
CCV - 2, Be 234.861 r, 1824843, -, -, -, 28 Aug 2008  03:30:32,
CCV - 2, Bi 223.061 r, 7217, -, -, -, 28 Aug 2008  03:30:32,
CCV - 2, Ca 315.887 r, 9095596, -, -, -, 28 Aug 2008  03:30:32,
CCV - 2, Cd 214.441 r, 131540, -, -, -, 28 Aug 2008  03:30:32,
CCV - 2, Co 228.615 r, 54208, -, -, -, 28 Aug 2008  03:30:32,
CCV - 2, Cr 267.716 r, 74695, -, -, -, 28 Aug 2008  03:30:32,
CCV - 2, Cr 205.552 r, 56791, -, -, -, 28 Aug 2008  03:30:32,
CCV - 2, Cu 324.754 r, 414499, -, -, -, 28 Aug 2008  03:30:32,
CCV - 2, Fe 240.489 r, 87953, -, -, -, 28 Aug 2008  03:30:32,
CCV - 2, Fe 259.940 r, 212732, -, -, -, 28 Aug 2008  03:30:32,
```

```
CCV - 2, Ga 294.364 r, 8877, -, -, -, 28 Aug 2008  03:30:32,
CCV - 2, K 766.491 r, 394921, -, -, -, 28 Aug 2008  03:30:32,
CCV - 2, Li 670.784 r, 562652, -, -, -, 28 Aug 2008  03:30:32,
CCV - 2, Mg 279.078 r, 900750, -, -, -, 28 Aug 2008  03:30:32,
CCV - 2, Mn 257.610 r, 569737, -, -, -, 28 Aug 2008  03:30:32,
CCV - 2, Mo 202.030 r, 36002, -, -, -, 28 Aug 2008  03:30:32,
CCV - 2, Na 330.237 r, 47679, -, -, -, 28 Aug 2008  03:30:32,
CCV - 2, Na 589.592 r, 5504175, -, -, -, 28 Aug 2008  03:30:32,
CCV - 2, Ni 221.648 r, 62695, -, -, -, 28 Aug 2008  03:30:32,
CCV - 2, Ni 231.604 r, 41922, -, -, -, 28 Aug 2008  03:30:32,
CCV - 2, Pb 220.353 r, 22664, -, -, -, 28 Aug 2008  03:30:32,
CCV - 2, Sb 206.833 r, 14888, -, -, -, 28 Aug 2008  03:30:32,
CCV - 2, Sb 217.581 r, 10757, -, -, -, 28 Aug 2008  03:30:32,
CCV - 2, Sc 361.383 r, 2775918, -, -, -, 28 Aug 2008  03:30:32,
CCV - 2, Sc 357.253 r, 2223318, -, -, -, 28 Aug 2008  03:30:32,
CCV - 2, Se 196.090 r, 4416, -, -, -, 28 Aug 2008  03:30:32,
CCV - 2, Si 251.611 r, 380002, -, -, -, 28 Aug 2008  03:30:32,
CCV - 2, Sn 189.991 r, 10255, -, -, -, 28 Aug 2008  03:30:32,
CCV - 2, Sr 421.552 r, 6641585, -, -, -, 28 Aug 2008  03:30:32,
CCV - 2, Ti 337.280 r, 702650, -, -, -, 28 Aug 2008  03:30:32,
CCV - 2, Ti 334.941 r, 1687076, -, -, -, 28 Aug 2008  03:30:32,
CCV - 2, Tl 190.864 r, 11870, -, -, -, 28 Aug 2008  03:30:32,
CCV - 2, V 292.401 r, 379005, -, -, -, 28 Aug 2008  03:30:32,
CCV - 2, Zn 213.856 r, 140221, -, -, -, 28 Aug 2008  03:30:32,
CCV - 2, Zn 206.200 r, 74855, -, -, -, 28 Aug 2008  03:30:32,
CCV - 2, Y 371.030 r, 5643547, -, -, -, 28 Aug 2008  03:30:32,
CCB - 1, Ag 328.068 r, 4229, -, -, -, 28 Aug 2008  03:33:59,
CCB - 1, Al 396.152 r, 585, -, -, -, 28 Aug 2008  03:33:59,
CCB - 1, As 189.042 r, 152, -, -, -, 28 Aug 2008  03:33:59,
CCB - 1, B 249.677 r, 588, -, -, -, 28 Aug 2008  03:33:59,
CCB - 1, Ba 493.409 r, 104669, -, -, -, 28 Aug 2008  03:33:59,
CCB - 1, Be 234.861 r, -312, -, -, -, 28 Aug 2008  03:33:59,
CCB - 1, Bi 223.061 r, 85, -, -, -, 28 Aug 2008  03:33:59,
CCB - 1, Ca 315.887 r, 3760, -, -, -, 28 Aug 2008  03:33:59,
CCB - 1, Cd 214.441 r, 193, -, -, -, 28 Aug 2008  03:33:59,
CCB - 1, Co 228.615 r, -165, -, -, -, 28 Aug 2008  03:33:59,
CCB - 1, Cr 267.716 r, -516, -, -, -, 28 Aug 2008  03:33:59,
CCB - 1, Cr 205.552 r, 20, -, -, -, 28 Aug 2008  03:33:59,
CCB - 1, Cu 324.754 r, 7900, -, -, -, 28 Aug 2008  03:33:59,
CCB - 1, Fe 240.489 r, 1469, -, -, -, 28 Aug 2008  03:33:59,
CCB - 1, Fe 259.940 r, 3350, -, -, -, 28 Aug 2008  03:33:59,
CCB - 1, Ga 294.364 r, -1381, -, -, -, 28 Aug 2008  03:33:59,
CCB - 1, K 766.491 r, 4088, -, -, -, 28 Aug 2008  03:33:59,
CCB - 1, Li 670.784 r, 5393, -, -, -, 28 Aug 2008  03:33:59,
CCB - 1, Mg 279.078 r, 511, -, -, -, 28 Aug 2008  03:33:59,
CCB - 1, Mn 257.610 r, 942, -, -, -, 28 Aug 2008  03:33:59,
CCB - 1, Mo 202.030 r, 324, -, -, -, 28 Aug 2008  03:33:59,
CCB - 1, Na 330.237 r, 7415, -, -, -, 28 Aug 2008  03:33:59,
CCB - 1, Na 589.592 r, 34054, -, -, -, 28 Aug 2008  03:33:59,
CCB - 1, Ni 221.648 r, -375, -, -, -, 28 Aug 2008  03:33:59,
CCB - 1, Ni 231.604 r, 368, -, -, -, 28 Aug 2008  03:33:59,
CCB - 1, Pb 220.353 r, 206, -, -, -, 28 Aug 2008  03:33:59,
CCB - 1, Sb 206.833 r, -53, -, -, -, 28 Aug 2008  03:33:59,
CCB - 1, Sb 217.581 r, -321, -, -, -, 28 Aug 2008  03:33:59,
CCB - 1, Sc 361.383 r, 4479, -, -, -, 28 Aug 2008  03:33:59,
CCB - 1, Sc 357.253 r, 183826, -, -, -, 28 Aug 2008  03:33:59,
CCB - 1, Se 196.090 r, 27, -, -, -, 28 Aug 2008  03:33:59,
CCB - 1, Si 251.611 r, 705, -, -, -, 28 Aug 2008  03:33:59,
CCB - 1, Sn 189.991 r, -66, -, -, -, 28 Aug 2008  03:33:59,
CCB - 1, Sr 421.552 r, 3009, -, -, -, 28 Aug 2008  03:33:59,
```

```
CCB - 1, Ti 337.280 r, -6040, -, -, -, 28 Aug 2008  03:33:59,
CCB - 1, Ti 334.941 r, 15699, -, -, -, 28 Aug 2008  03:33:59,
CCB - 1, Tl 190.864 r, 79, -, -, -, 28 Aug 2008  03:33:59,
CCB - 1, V 292.401 r, 301, -, -, -, 28 Aug 2008  03:33:59,
CCB - 1, Zn 213.856 r, 1607, -, -, -, 28 Aug 2008  03:33:59,
CCB - 1, Zn 206.200 r, 158, -, -, -, 28 Aug 2008  03:33:59,
CCB - 1, Y 371.030 r, 5467132, -, -, -, 28 Aug 2008  03:33:59,
CCB - 2, Ag 328.068 r, 3840, -, -, -, 28 Aug 2008  03:33:59,
CCB - 2, Al 396.152 r, 36, -, -, -, 28 Aug 2008  03:33:59,
CCB - 2, As 189.042 r, 163, -, -, -, 28 Aug 2008  03:33:59,
CCB - 2, B 249.677 r, 455, -, -, -, 28 Aug 2008  03:33:59,
CCB - 2, Ba 493.409 r, 107046, -, -, -, 28 Aug 2008  03:33:59,
CCB - 2, Be 234.861 r, -708, -, -, -, 28 Aug 2008  03:33:59,
CCB - 2, Bi 223.061 r, -27, -, -, -, 28 Aug 2008  03:33:59,
CCB - 2, Ca 315.887 r, 2632, -, -, -, 28 Aug 2008  03:33:59,
CCB - 2, Cd 214.441 r, 20, -, -, -, 28 Aug 2008  03:33:59,
CCB - 2, Co 228.615 r, -265, -, -, -, 28 Aug 2008  03:33:59,
CCB - 2, Cr 267.716 r, -355, -, -, -, 28 Aug 2008  03:33:59,
CCB - 2, Cr 205.552 r, 24, -, -, -, 28 Aug 2008  03:33:59,
CCB - 2, Cu 324.754 r, 6945, -, -, -, 28 Aug 2008  03:33:59,
CCB - 2, Fe 240.489 r, 1448, -, -, -, 28 Aug 2008  03:33:59,
CCB - 2, Fe 259.940 r, 2960, -, -, -, 28 Aug 2008  03:33:59,
CCB - 2, Ga 294.364 r, -1543, -, -, -, 28 Aug 2008  03:33:59,
CCB - 2, K 766.491 r, 7277, -, -, -, 28 Aug 2008  03:33:59,
CCB - 2, Li 670.784 r, 7572, -, -, -, 28 Aug 2008  03:33:59,
CCB - 2, Mg 279.078 r, 102, -, -, -, 28 Aug 2008  03:33:59,
CCB - 2, Mn 257.610 r, 1173, -, -, -, 28 Aug 2008  03:33:59,
CCB - 2, Mo 202.030 r, 366, -, -, -, 28 Aug 2008  03:33:59,
CCB - 2, Na 330.237 r, 7896, -, -, -, 28 Aug 2008  03:33:59,
CCB - 2, Na 589.592 r, 31816, -, -, -, 28 Aug 2008  03:33:59,
CCB - 2, Ni 221.648 r, -360, -, -, -, 28 Aug 2008  03:33:59,
CCB - 2, Ni 231.604 r, 380, -, -, -, 28 Aug 2008  03:33:59,
CCB - 2, Pb 220.353 r, 83, -, -, -, 28 Aug 2008  03:33:59,
CCB - 2, Sb 206.833 r, 26, -, -, -, 28 Aug 2008  03:33:59,
CCB - 2, Sb 217.581 r, -244, -, -, -, 28 Aug 2008  03:33:59,
CCB - 2, Sc 361.383 r, 3182, -, -, -, 28 Aug 2008  03:33:59,
CCB - 2, Sc 357.253 r, 183107, -, -, -, 28 Aug 2008  03:33:59,
CCB - 2, Se 196.090 r, -31, -, -, -, 28 Aug 2008  03:33:59,
CCB - 2, Si 251.611 r, 932, -, -, -, 28 Aug 2008  03:33:59,
CCB - 2, Sn 189.991 r, 167, -, -, -, 28 Aug 2008  03:33:59,
CCB - 2, Sr 421.552 r, 3365, -, -, -, 28 Aug 2008  03:33:59,
CCB - 2, Ti 337.280 r, -5855, -, -, -, 28 Aug 2008  03:33:59,
CCB - 2, Ti 334.941 r, 16011, -, -, -, 28 Aug 2008  03:33:59,
CCB - 2, Tl 190.864 r, 166, -, -, -, 28 Aug 2008  03:33:59,
CCB - 2, V 292.401 r, 63, -, -, -, 28 Aug 2008  03:33:59,
CCB - 2, Zn 213.856 r, 1695, -, -, -, 28 Aug 2008  03:33:59,
CCB - 2, Zn 206.200 r, 344, -, -, -, 28 Aug 2008  03:33:59,
CCB - 2, Y 371.030 r, 5489078, -, -, -, 28 Aug 2008  03:33:59,
L71134-07 - 1, Ag 328.068 r, -15406, 0.00000e+000, 3.19249e+001, -2.31932e-002, 28 Aug 2008  0
L71134-07 - 1, Al 396.152 r, 7623799, 0.00000e+000, 7.08588e+001, 4.14004e-003, 28 Aug 2008  0
L71134-07 - 1, As 189.042 r, 187, 0.00000e+000, 2.05208e+003, -3.63425e-002, 28 Aug 2008  03:3
L71134-07 - 1, B 249.677 r, -19626, 0.00000e+000, 7.45587e+001, -3.63850e-003, 28 Aug 2008  03
L71134-07 - 1, Ba 493.409 r, 2732389, 0.00000e+000, 2.84283e+000, -5.44497e-002, 28 Aug 2008
L71134-07 - 1, Be 234.861 r, 23859, 0.00000e+000, 3.15484e+000, 1.96812e-003, 28 Aug 2008  03:
L71134-07 - 1, Bi 223.061 r, -5576, 0.00000e+000, 6.74669e+002, 8.50815e-003, 28 Aug 2008  03:
L71134-07 - 1, Ca 315.887 r, 12143587, 0.00000e+000, 3.21996e+001, -2.55719e-001, 28 Aug 2008
L71134-07 - 1, Cd 214.441 r, 589, 0.00000e+000, 4.30437e+001, -6.60155e-003, 28 Aug 2008  03:3
L71134-07 - 1, Co 228.615 r, 3481, 0.00000e+000, 1.07168e+002, -6.77392e-003, 28 Aug 2008  03:
L71134-07 - 1, Cr 267.716 r, 3141, 0.00000e+000, 7.65680e+001, 1.28101e-003, 28 Aug 2008  03:3
L71134-07 - 1, Cr 205.552 r, 1827, 0.00000e+000, 1.02548e+002, -1.04563e-002, 28 Aug 2008  03:
```

```
L71134-07 - 1, Cu 324.754 r, 538958, 0.00000e+000, 1.38194e+001, -2.38998e-002, 28 Aug 2008  0
L71134-07 - 1, Fe 240.489 r, 18169332, 0.00000e+000, 6.59719e+001, -2.17357e-002, 28 Aug 2008
L71134-07 - 1, Fe 259.940 r, 40534330, 0.00000e+000, 2.78901e+001, -2.47550e-002, 28 Aug 2008
L71134-07 - 1, Ga 294.364 r, -543, 0.00000e+000, 5.67239e+002, 1.59893e-001, 28 Aug 2008  03:3
L71134-07 - 1, K 766.491 r, 956302, 0.00000e+000, 1.46082e+002, -1.10028e-001, 28 Aug 2008  03
L71134-07 - 1, Li 670.784 r, 66651, 0.00000e+000, 1.00788e+001, -1.23665e-002, 28 Aug 2008  03
L71134-07 - 1, Mg 279.078 r, 799650, 0.00000e+000, 3.22604e+002, -1.22601e-001, 28 Aug 2008  0
L71134-07 - 1, Mn 257.610 r, 1568495, 0.00000e+000, 1.00183e+001, -4.80395e-003, 28 Aug 2008
L71134-07 - 1, Mo 202.030 r, 19092, 0.00000e+000, 1.60688e+002, -1.13661e-002, 28 Aug 2008  03
L71134-07 - 1, Na 330.237 r, 5417, 0.00000e+000, 7.93835e+003, -1.59780e+001, 28 Aug 2008  03:
L71134-07 - 1, Na 589.592 r, 170908, 0.00000e+000, 5.34179e+001, -3.46719e-001, 28 Aug 2008  0
L71134-07 - 1, Ni 221.648 r, 17325, 0.00000e+000, 1.01651e+002, -9.88086e-004, 28 Aug 2008  03
L71134-07 - 1, Ni 231.604 r, 1494, 0.00000e+000, 1.35686e+002, -1.44373e-002, 28 Aug 2008  03:
L71134-07 - 1, Pb 220.353 r, 2048, 0.00000e+000, 4.98966e+002, -3.14713e-002, 28 Aug 2008  03:
L71134-07 - 1, Sb 206.833 r, -36, 0.00000e+000, 7.17610e+002, -3.78087e-003, 28 Aug 2008  03:3
L71134-07 - 1, Sb 217.581 r, -297, 0.00000e+000, 1.01917e+003, 4.73528e-002, 28 Aug 2008  03:3
L71134-07 - 1, Sc 361.383 r, 68053, 0.00000e+000, 2.07290e+000, -6.28284e-003, 28 Aug 2008  03
L71134-07 - 1, Sc 357.253 r, 247758, 0.00000e+000, 2.82063e+000, -9.90304e-002, 28 Aug 2008  0
L71134-07 - 1, Se 196.090 r, -694, 0.00000e+000, 2.54369e+003, 2.84249e-002, 28 Aug 2008  03:3
L71134-07 - 1, Si 251.611 r, 630215, 0.00000e+000, 1.49981e+002, -1.38190e-002, 28 Aug 2008  0
L71134-07 - 1, Sn 189.991 r, 705, 0.00000e+000, 5.66762e+002, -1.60209e-002, 28 Aug 2008  03:3
L71134-07 - 1, Sr 421.552 r, 2655893, 0.00000e+000, 9.00594e-001, -7.90767e-003, 28 Aug 2008
L71134-07 - 1, Ti 337.280 r, 3145204, 0.00000e+000, 7.85247e+000, 9.69121e-003, 28 Aug 2008  0
L71134-07 - 1, Ti 334.941 r, 7309257, 0.00000e+000, 3.31074e+000, -8.97500e-003, 28 Aug 2008
L71134-07 - 1, Tl 190.864 r, -413, 0.00000e+000, 9.83599e+002, 1.53475e-002, 28 Aug 2008  03:3
L71134-07 - 1, V 292.401 r, 109311, 0.00000e+000, 1.55984e+001, -1.45949e-004, 28 Aug 2008  03
L71134-07 - 1, Zn 213.856 r, 59909, 0.00000e+000, 4.19204e+001, -1.78104e-002, 28 Aug 2008  03
L71134-07 - 1, Zn 206.200 r, 31891, 0.00000e+000, 7.73969e+001, -1.63201e-002, 28 Aug 2008  03
L71134-07 - 1, Y 371.030 r, 5926323, 0.00000e+000, 0.00000e+000, 1.00000e+000, 28 Aug 2008  03
L71134-07 - 2, Ag 328.068 r, -15463, 0.00000e+000, 3.19249e+001, -2.31932e-002, 28 Aug 2008  0
L71134-07 - 2, Al 396.152 r, 7659152, 0.00000e+000, 7.08588e+001, 4.14004e-003, 28 Aug 2008  0
L71134-07 - 2, As 189.042 r, 250, 0.00000e+000, 2.05208e+003, -3.63425e-002, 28 Aug 2008  03:3
L71134-07 - 2, B 249.677 r, -19665, 0.00000e+000, 7.45587e+001, -3.63850e-003, 28 Aug 2008  03
L71134-07 - 2, Ba 493.409 r, 2741534, 0.00000e+000, 2.84283e+000, -5.44497e-002, 28 Aug 2008
L71134-07 - 2, Be 234.861 r, 23849, 0.00000e+000, 3.15484e+000, 1.96812e-003, 28 Aug 2008  03:
L71134-07 - 2, Bi 223.061 r, -5970, 0.00000e+000, 6.74669e+002, 8.50815e-003, 28 Aug 2008  03:
L71134-07 - 2, Ca 315.887 r, 12219196, 0.00000e+000, 3.21996e+001, -2.55719e-001, 28 Aug 2008
L71134-07 - 2, Cd 214.441 r, 642, 0.00000e+000, 4.30437e+001, -6.60155e-003, 28 Aug 2008  03:3
L71134-07 - 2, Co 228.615 r, 3299, 0.00000e+000, 1.07168e+002, -6.77392e-003, 28 Aug 2008  03:
L71134-07 - 2, Cr 267.716 r, 2914, 0.00000e+000, 7.65680e+001, 1.28101e-003, 28 Aug 2008  03:3
L71134-07 - 2, Cr 205.552 r, 1787, 0.00000e+000, 1.02548e+002, -1.04563e-002, 28 Aug 2008  03:
L71134-07 - 2, Cu 324.754 r, 539408, 0.00000e+000, 1.38194e+001, -2.38998e-002, 28 Aug 2008  0
L71134-07 - 2, Fe 240.489 r, 18310326, 0.00000e+000, 6.59719e+001, -2.17357e-002, 28 Aug 2008
L71134-07 - 2, Fe 259.940 r, 40805054, 0.00000e+000, 2.78901e+001, -2.47550e-002, 28 Aug 2008
L71134-07 - 2, Ga 294.364 r, -774, 0.00000e+000, 5.67239e+002, 1.59893e-001, 28 Aug 2008  03:3
L71134-07 - 2, K 766.491 r, 960026, 0.00000e+000, 1.46082e+002, -1.10028e-001, 28 Aug 2008  03
L71134-07 - 2, Li 670.784 r, 67780, 0.00000e+000, 1.00788e+001, -1.23665e-002, 28 Aug 2008  03
L71134-07 - 2, Mg 279.078 r, 803578, 0.00000e+000, 3.22604e+002, -1.22601e-001, 28 Aug 2008  0
L71134-07 - 2, Mn 257.610 r, 1580332, 0.00000e+000, 1.00183e+001, -4.80395e-003, 28 Aug 2008
L71134-07 - 2, Mo 202.030 r, 19314, 0.00000e+000, 1.60688e+002, -1.13661e-002, 28 Aug 2008  03
L71134-07 - 2, Na 330.237 r, 4687, 0.00000e+000, 7.93835e+003, -1.59780e+001, 28 Aug 2008  03:
L71134-07 - 2, Na 589.592 r, 169807, 0.00000e+000, 5.34179e+001, -3.46719e-001, 28 Aug 2008  0
L71134-07 - 2, Ni 221.648 r, 17694, 0.00000e+000, 1.01651e+002, -9.88086e-004, 28 Aug 2008  03
L71134-07 - 2, Ni 231.604 r, 1454, 0.00000e+000, 1.35686e+002, -1.44373e-002, 28 Aug 2008  03:
L71134-07 - 2, Pb 220.353 r, 2354, 0.00000e+000, 4.98966e+002, -3.14713e-002, 28 Aug 2008  03:
L71134-07 - 2, Sb 206.833 r, 200, 0.00000e+000, 7.17610e+002, -3.78087e-003, 28 Aug 2008  03:3
L71134-07 - 2, Sb 217.581 r, -112, 0.00000e+000, 1.01917e+003, 4.73528e-002, 28 Aug 2008  03:3
L71134-07 - 2, Sc 361.383 r, 68892, 0.00000e+000, 2.07290e+000, -6.28284e-003, 28 Aug 2008  03
L71134-07 - 2, Sc 357.253 r, 250569, 0.00000e+000, 2.82063e+000, -9.90304e-002, 28 Aug 2008  0
L71134-07 - 2, Se 196.090 r, -642, 0.00000e+000, 2.54369e+003, 2.84249e-002, 28 Aug 2008  03:3
```

```
L71134-07 - 2, Si 251.611 r, 635135, 0.00000e+000, 1.49981e+002, -1.38190e-002, 28 Aug 2008  0
L71134-07 - 2, Sn 189.991 r, 641, 0.00000e+000, 5.66762e+002, -1.60209e-002, 28 Aug 2008  03:3
L71134-07 - 2, Sr 421.552 r, 2662012, 0.00000e+000, 9.00594e-001, -7.90767e-003, 28 Aug 2008
L71134-07 - 2, Ti 337.280 r, 3165394, 0.00000e+000, 7.85247e+000, 9.69121e-003, 28 Aug 2008  0
L71134-07 - 2, Ti 334.941 r, 7358017, 0.00000e+000, 3.31074e+000, -8.97500e-003, 28 Aug 2008
L71134-07 - 2, Tl 190.864 r, -336, 0.00000e+000, 9.83599e+002, 1.53475e-002, 28 Aug 2008  03:3
L71134-07 - 2, V 292.401 r, 109496, 0.00000e+000, 1.55984e+001, -1.45949e-004, 28 Aug 2008  03
L71134-07 - 2, Zn 213.856 r, 59959, 0.00000e+000, 4.19204e+001, -1.78104e-002, 28 Aug 2008  03
L71134-07 - 2, Zn 206.200 r, 31997, 0.00000e+000, 7.73969e+001, -1.63201e-002, 28 Aug 2008  03
L71134-07 - 2, Y 371.030 r, 5898074, 0.00000e+000, 0.00000e+000, 1.00000e+000, 28 Aug 2008  03
L71134-08 - 1, Ag 328.068 r, -11092, 0.00000e+000, 3.19249e+001, -2.31932e-002, 28 Aug 2008  0
L71134-08 - 1, Al 396.152 r, 6156360, 0.00000e+000, 7.08588e+001, 4.14004e-003, 28 Aug 2008  0
L71134-08 - 1, As 189.042 r, 114, 0.00000e+000, 2.05208e+003, -3.63425e-002, 28 Aug 2008  03:4
L71134-08 - 1, B 249.677 r, -16113, 0.00000e+000, 7.45587e+001, -3.63850e-003, 28 Aug 2008  03
L71134-08 - 1, Ba 493.409 r, 1052146, 0.00000e+000, 2.84283e+000, -5.44497e-002, 28 Aug 2008
L71134-08 - 1, Be 234.861 r, 13805, 0.00000e+000, 3.15484e+000, 1.96812e-003, 28 Aug 2008  03:
L71134-08 - 1, Bi 223.061 r, -7793, 0.00000e+000, 6.74669e+002, 8.50815e-003, 28 Aug 2008  03:
L71134-08 - 1, Ca 315.887 r, 19818777, 0.00000e+000, 3.21996e+001, -2.55719e-001, 28 Aug 2008
L71134-08 - 1, Cd 214.441 r, 456, 0.00000e+000, 4.30437e+001, -6.60155e-003, 28 Aug 2008  03:4
L71134-08 - 1, Co 228.615 r, 3794, 0.00000e+000, 1.07168e+002, -6.77392e-003, 28 Aug 2008  03:
L71134-08 - 1, Cr 267.716 r, 2850, 0.00000e+000, 7.65680e+001, 1.28101e-003, 28 Aug 2008  03:4
L71134-08 - 1, Cr 205.552 r, 2205, 0.00000e+000, 1.02548e+002, -1.04563e-002, 28 Aug 2008  03:
L71134-08 - 1, Cu 324.754 r, 781747, 0.00000e+000, 1.38194e+001, -2.38998e-002, 28 Aug 2008  0
L71134-08 - 1, Fe 240.489 r, 14514110, 0.00000e+000, 6.59719e+001, -2.17357e-002, 28 Aug 2008
L71134-08 - 1, Fe 259.940 r, 33103953, 0.00000e+000, 2.78901e+001, -2.47550e-002, 28 Aug 2008
L71134-08 - 1, Ga 294.364 r, -264, 0.00000e+000, 5.67239e+002, 1.59893e-001, 28 Aug 2008  03:4
L71134-08 - 1, K 766.491 r, 965162, 0.00000e+000, 1.46082e+002, -1.10028e-001, 28 Aug 2008  03
L71134-08 - 1, Li 670.784 r, 71460, 0.00000e+000, 1.00788e+001, -1.23665e-002, 28 Aug 2008  03
L71134-08 - 1, Mg 279.078 r, 900867, 0.00000e+000, 3.22604e+002, -1.22601e-001, 28 Aug 2008  0
L71134-08 - 1, Mn 257.610 r, 1400279, 0.00000e+000, 1.00183e+001, -4.80395e-003, 28 Aug 2008
L71134-08 - 1, Mo 202.030 r, 31800, 0.00000e+000, 1.60688e+002, -1.13661e-002, 28 Aug 2008  03
L71134-08 - 1, Na 330.237 r, 5463, 0.00000e+000, 7.93835e+003, -1.59780e+001, 28 Aug 2008  03:
L71134-08 - 1, Na 589.592 r, 227377, 0.00000e+000, 5.34179e+001, -3.46719e-001, 28 Aug 2008  0
L71134-08 - 1, Ni 221.648 r, 14181, 0.00000e+000, 1.01651e+002, -9.88086e-004, 28 Aug 2008  03
L71134-08 - 1, Ni 231.604 r, 1251, 0.00000e+000, 1.35686e+002, -1.44373e-002, 28 Aug 2008  03:
L71134-08 - 1, Pb 220.353 r, 2551, 0.00000e+000, 4.98966e+002, -3.14713e-002, 28 Aug 2008  03:
L71134-08 - 1, Sb 206.833 r, 130, 0.00000e+000, 7.17610e+002, -3.78087e-003, 28 Aug 2008  03:4
L71134-08 - 1, Sb 217.581 r, -145, 0.00000e+000, 1.01917e+003, 4.73528e-002, 28 Aug 2008  03:4
L71134-08 - 1, Sc 361.383 r, 78779, 0.00000e+000, 2.07290e+000, -6.28284e-003, 28 Aug 2008  03
L71134-08 - 1, Sc 357.253 r, 256055, 0.00000e+000, 2.82063e+000, -9.90304e-002, 28 Aug 2008  0
L71134-08 - 1, Se 196.090 r, -606, 0.00000e+000, 2.54369e+003, 2.84249e-002, 28 Aug 2008  03:4
L71134-08 - 1, Si 251.611 r, 517228, 0.00000e+000, 1.49981e+002, -1.38190e-002, 28 Aug 2008  0
L71134-08 - 1, Sn 189.991 r, 616, 0.00000e+000, 5.66762e+002, -1.60209e-002, 28 Aug 2008  03:4
L71134-08 - 1, Sr 421.552 r, 2486833, 0.00000e+000, 9.00594e-001, -7.90767e-003, 28 Aug 2008
L71134-08 - 1, Ti 337.280 r, 4100189, 0.00000e+000, 7.85247e+000, 9.69121e-003, 28 Aug 2008  0
L71134-08 - 1, Ti 334.941 r, 9489353, 0.00000e+000, 3.31074e+000, -8.97500e-003, 28 Aug 2008
L71134-08 - 1, Tl 190.864 r, -327, 0.00000e+000, 9.83599e+002, 1.53475e-002, 28 Aug 2008  03:4
L71134-08 - 1, V 292.401 r, 113301, 0.00000e+000, 1.55984e+001, -1.45949e-004, 28 Aug 2008  03
L71134-08 - 1, Zn 213.856 r, 62586, 0.00000e+000, 4.19204e+001, -1.78104e-002, 28 Aug 2008  03
L71134-08 - 1, Zn 206.200 r, 32790, 0.00000e+000, 7.73969e+001, -1.63201e-002, 28 Aug 2008  03
L71134-08 - 1, Y 371.030 r, 5885671, 0.00000e+000, 0.00000e+000, 1.00000e+000, 28 Aug 2008  03
L71134-08 - 2, Ag 328.068 r, -12231, 0.00000e+000, 3.19249e+001, -2.31932e-002, 28 Aug 2008  0
L71134-08 - 2, Al 396.152 r, 6228039, 0.00000e+000, 7.08588e+001, 4.14004e-003, 28 Aug 2008  0
L71134-08 - 2, As 189.042 r, 289, 0.00000e+000, 2.05208e+003, -3.63425e-002, 28 Aug 2008  03:4
L71134-08 - 2, B 249.677 r, -16477, 0.00000e+000, 7.45587e+001, -3.63850e-003, 28 Aug 2008  03
L71134-08 - 2, Ba 493.409 r, 1064931, 0.00000e+000, 2.84283e+000, -5.44497e-002, 28 Aug 2008
L71134-08 - 2, Be 234.861 r, 13898, 0.00000e+000, 3.15484e+000, 1.96812e-003, 28 Aug 2008  03:
L71134-08 - 2, Bi 223.061 r, -7809, 0.00000e+000, 6.74669e+002, 8.50815e-003, 28 Aug 2008  03:
L71134-08 - 2, Ca 315.887 r, 20064790, 0.00000e+000, 3.21996e+001, -2.55719e-001, 28 Aug 2008
L71134-08 - 2, Cd 214.441 r, 570, 0.00000e+000, 4.30437e+001, -6.60155e-003, 28 Aug 2008  03:4
```

```
L71134-08 - 2, Co 228.615 r, 3899, 0.00000e+000, 1.07168e+002, -6.77392e-003, 28 Aug 2008  03:
L71134-08 - 2, Cr 267.716 r, 3093, 0.00000e+000, 7.65680e+001, 1.28101e-003, 28 Aug 2008  03:4
L71134-08 - 2, Cr 205.552 r, 2241, 0.00000e+000, 1.02548e+002, -1.04563e-002, 28 Aug 2008  03:
L71134-08 - 2, Cu 324.754 r, 792569, 0.00000e+000, 1.38194e+001, -2.38998e-002, 28 Aug 2008  0
L71134-08 - 2, Fe 240.489 r, 14698460, 0.00000e+000, 6.59719e+001, -2.17357e-002, 28 Aug 2008
L71134-08 - 2, Fe 259.940 r, 33290778, 0.00000e+000, 2.78901e+001, -2.47550e-002, 28 Aug 2008
L71134-08 - 2, Ga 294.364 r, 53, 0.00000e+000, 5.67239e+002, 1.59893e-001, 28 Aug 2008  03:40:
L71134-08 - 2, K 766.491 r, 974184, 0.00000e+000, 1.46082e+002, -1.10028e-001, 28 Aug 2008  03
L71134-08 - 2, Li 670.784 r, 71309, 0.00000e+000, 1.00788e+001, -1.23665e-002, 28 Aug 2008  03
L71134-08 - 2, Mg 279.078 r, 909196, 0.00000e+000, 3.22604e+002, -1.22601e-001, 28 Aug 2008  0
L71134-08 - 2, Mn 257.610 r, 1418155, 0.00000e+000, 1.00183e+001, -4.80395e-003, 28 Aug 2008
L71134-08 - 2, Mo 202.030 r, 31962, 0.00000e+000, 1.60688e+002, -1.13661e-002, 28 Aug 2008  03
L71134-08 - 2, Na 330.237 r, 4192, 0.00000e+000, 7.93835e+003, -1.59780e+001, 28 Aug 2008  03:
L71134-08 - 2, Na 589.592 r, 225579, 0.00000e+000, 5.34179e+001, -3.46719e-001, 28 Aug 2008  0
L71134-08 - 2, Ni 221.648 r, 14526, 0.00000e+000, 1.01651e+002, -9.88086e-004, 28 Aug 2008  03
L71134-08 - 2, Ni 231.604 r, 1421, 0.00000e+000, 1.35686e+002, -1.44373e-002, 28 Aug 2008  03:
L71134-08 - 2, Pb 220.353 r, 2172, 0.00000e+000, 4.98966e+002, -3.14713e-002, 28 Aug 2008  03:
L71134-08 - 2, Sb 206.833 r, -26, 0.00000e+000, 7.17610e+002, -3.78087e-003, 28 Aug 2008  03:4
L71134-08 - 2, Sb 217.581 r, -248, 0.00000e+000, 1.01917e+003, 4.73528e-002, 28 Aug 2008  03:4
L71134-08 - 2, Sc 361.383 r, 80081, 0.00000e+000, 2.07290e+000, -6.28284e-003, 28 Aug 2008  03
L71134-08 - 2, Sc 357.253 r, 257883, 0.00000e+000, 2.82063e+000, -9.90304e-002, 28 Aug 2008  0
L71134-08 - 2, Se 196.090 r, -506, 0.00000e+000, 2.54369e+003, 2.84249e-002, 28 Aug 2008  03:4
L71134-08 - 2, Si 251.611 r, 522634, 0.00000e+000, 1.49981e+002, -1.38190e-002, 28 Aug 2008  0
L71134-08 - 2, Sn 189.991 r, 519, 0.00000e+000, 5.66762e+002, -1.60209e-002, 28 Aug 2008  03:4
L71134-08 - 2, Sr 421.552 r, 2514176, 0.00000e+000, 9.00594e-001, -7.90767e-003, 28 Aug 2008
L71134-08 - 2, Ti 337.280 r, 4146183, 0.00000e+000, 7.85247e+000, 9.69121e-003, 28 Aug 2008  0
L71134-08 - 2, Ti 334.941 r, 9626681, 0.00000e+000, 3.31074e+000, -8.97500e-003, 28 Aug 2008
L71134-08 - 2, Tl 190.864 r, -422, 0.00000e+000, 9.83599e+002, 1.53475e-002, 28 Aug 2008  03:4
L71134-08 - 2, V 292.401 r, 114826, 0.00000e+000, 1.55984e+001, -1.45949e-004, 28 Aug 2008  03
L71134-08 - 2, Zn 213.856 r, 63670, 0.00000e+000, 4.19204e+001, -1.78104e-002, 28 Aug 2008  03
L71134-08 - 2, Zn 206.200 r, 33590, 0.00000e+000, 7.73969e+001, -1.63201e-002, 28 Aug 2008  03
L71134-08 - 2, Y 371.030 r, 5890472, 0.00000e+000, 0.00000e+000, 1.00000e+000, 28 Aug 2008  03
L71134-09 - 1, Ag 328.068 r, -11012, 0.00000e+000, 3.19249e+001, -2.31932e-002, 28 Aug 2008  0
L71134-09 - 1, Al 396.152 r, 6279918, 0.00000e+000, 7.08588e+001, 4.14004e-003, 28 Aug 2008  0
L71134-09 - 1, As 189.042 r, 310, 0.00000e+000, 2.05208e+003, -3.63425e-002, 28 Aug 2008  03:4
L71134-09 - 1, B 249.677 r, -16120, 0.00000e+000, 7.45587e+001, -3.63850e-003, 28 Aug 2008  03
L71134-09 - 1, Ba 493.409 r, 969002, 0.00000e+000, 2.84283e+000, -5.44497e-002, 28 Aug 2008  0
L71134-09 - 1, Be 234.861 r, 13644, 0.00000e+000, 3.15484e+000, 1.96812e-003, 28 Aug 2008  03:
L71134-09 - 1, Bi 223.061 r, -7751, 0.00000e+000, 6.74669e+002, 8.50815e-003, 28 Aug 2008  03:
L71134-09 - 1, Ca 315.887 r, 20506967, 0.00000e+000, 3.21996e+001, -2.55719e-001, 28 Aug 2008
L71134-09 - 1, Cd 214.441 r, 410, 0.00000e+000, 4.30437e+001, -6.60155e-003, 28 Aug 2008  03:4
L71134-09 - 1, Co 228.615 r, 3568, 0.00000e+000, 1.07168e+002, -6.77392e-003, 28 Aug 2008  03:
L71134-09 - 1, Cr 267.716 r, 3008, 0.00000e+000, 7.65680e+001, 1.28101e-003, 28 Aug 2008  03:4
L71134-09 - 1, Cr 205.552 r, 2142, 0.00000e+000, 1.02548e+002, -1.04563e-002, 28 Aug 2008  03:
L71134-09 - 1, Cu 324.754 r, 777987, 0.00000e+000, 1.38194e+001, -2.38998e-002, 28 Aug 2008  0
L71134-09 - 1, Fe 240.489 r, 14751682, 0.00000e+000, 6.59719e+001, -2.17357e-002, 28 Aug 2008
L71134-09 - 1, Fe 259.940 r, 33450624, 0.00000e+000, 2.78901e+001, -2.47550e-002, 28 Aug 2008
L71134-09 - 1, Ga 294.364 r, -252, 0.00000e+000, 5.67239e+002, 1.59893e-001, 28 Aug 2008  03:4
L71134-09 - 1, K 766.491 r, 971429, 0.00000e+000, 1.46082e+002, -1.10028e-001, 28 Aug 2008  03
L71134-09 - 1, Li 670.784 r, 68546, 0.00000e+000, 1.00788e+001, -1.23665e-002, 28 Aug 2008  03
L71134-09 - 1, Mg 279.078 r, 897139, 0.00000e+000, 3.22604e+002, -1.22601e-001, 28 Aug 2008  0
L71134-09 - 1, Mn 257.610 r, 1381966, 0.00000e+000, 1.00183e+001, -4.80395e-003, 28 Aug 2008
L71134-09 - 1, Mo 202.030 r, 24260, 0.00000e+000, 1.60688e+002, -1.13661e-002, 28 Aug 2008  03
L71134-09 - 1, Na 330.237 r, 4808, 0.00000e+000, 7.93835e+003, -1.59780e+001, 28 Aug 2008  03:
L71134-09 - 1, Na 589.592 r, 219019, 0.00000e+000, 5.34179e+001, -3.46719e-001, 28 Aug 2008  0
L71134-09 - 1, Ni 221.648 r, 13054, 0.00000e+000, 1.01651e+002, -9.88086e-004, 28 Aug 2008  03
L71134-09 - 1, Ni 231.604 r, 1376, 0.00000e+000, 1.35686e+002, -1.44373e-002, 28 Aug 2008  03:
L71134-09 - 1, Pb 220.353 r, 2574, 0.00000e+000, 4.98966e+002, -3.14713e-002, 28 Aug 2008  03:
L71134-09 - 1, Sb 206.833 r, 173, 0.00000e+000, 7.17610e+002, -3.78087e-003, 28 Aug 2008  03:4
L71134-09 - 1, Sb 217.581 r, -127, 0.00000e+000, 1.01917e+003, 4.73528e-002, 28 Aug 2008  03:4
```

```
L71134-09 - 1, Sc 361.383 r, 79650, 0.00000e+000, 2.07290e+000, -6.28284e-003, 28 Aug 2008  03
L71134-09 - 1, Sc 357.253 r, 257581, 0.00000e+000, 2.82063e+000, -9.90304e-002, 28 Aug 2008  0
L71134-09 - 1, Se 196.090 r, -519, 0.00000e+000, 2.54369e+003, 2.84249e-002, 28 Aug 2008  03:4
L71134-09 - 1, Si 251.611 r, 476608, 0.00000e+000, 1.49981e+002, -1.38190e-002, 28 Aug 2008  0
L71134-09 - 1, Sn 189.991 r, 476, 0.00000e+000, 5.66762e+002, -1.60209e-002, 28 Aug 2008  03:4
L71134-09 - 1, Sr 421.552 r, 2923368, 0.00000e+000, 9.00594e-001, -7.90767e-003, 28 Aug 2008
L71134-09 - 1, Ti 337.280 r, 4105953, 0.00000e+000, 7.85247e+000, 9.69121e-003, 28 Aug 2008  0
L71134-09 - 1, Ti 334.941 r, 9553507, 0.00000e+000, 3.31074e+000, -8.97500e-003, 28 Aug 2008
L71134-09 - 1, Tl 190.864 r, -386, 0.00000e+000, 9.83599e+002, 1.53475e-002, 28 Aug 2008  03:4
L71134-09 - 1, V 292.401 r, 117150, 0.00000e+000, 1.55984e+001, -1.45949e-004, 28 Aug 2008  03
L71134-09 - 1, Zn 213.856 r, 62234, 0.00000e+000, 4.19204e+001, -1.78104e-002, 28 Aug 2008  03
L71134-09 - 1, Zn 206.200 r, 32561, 0.00000e+000, 7.73969e+001, -1.63201e-002, 28 Aug 2008  03
L71134-09 - 1, Y 371.030 r, 5914735, 0.00000e+000, 0.00000e+000, 1.00000e+000, 28 Aug 2008  03
L71134-09 - 2, Ag 328.068 r, -12108, 0.00000e+000, 3.19249e+001, -2.31932e-002, 28 Aug 2008  0
L71134-09 - 2, Al 396.152 r, 6344668, 0.00000e+000, 7.08588e+001, 4.14004e-003, 28 Aug 2008  0
L71134-09 - 2, As 189.042 r, 206, 0.00000e+000, 2.05208e+003, -3.63425e-002, 28 Aug 2008  03:4
L71134-09 - 2, B 249.677 r, -16522, 0.00000e+000, 7.45587e+001, -3.63850e-003, 28 Aug 2008  03
L71134-09 - 2, Ba 493.409 r, 977854, 0.00000e+000, 2.84283e+000, -5.44497e-002, 28 Aug 2008  0
L71134-09 - 2, Be 234.861 r, 13606, 0.00000e+000, 3.15484e+000, 1.96812e-003, 28 Aug 2008  03:
L71134-09 - 2, Bi 223.061 r, -7768, 0.00000e+000, 6.74669e+002, 8.50815e-003, 28 Aug 2008  03:
L71134-09 - 2, Ca 315.887 r, 20428560, 0.00000e+000, 3.21996e+001, -2.55719e-001, 28 Aug 2008
L71134-09 - 2, Cd 214.441 r, 541, 0.00000e+000, 4.30437e+001, -6.60155e-003, 28 Aug 2008  03:4
L71134-09 - 2, Co 228.615 r, 3508, 0.00000e+000, 1.07168e+002, -6.77392e-003, 28 Aug 2008  03:
L71134-09 - 2, Cr 267.716 r, 3228, 0.00000e+000, 7.65680e+001, 1.28101e-003, 28 Aug 2008  03:4
L71134-09 - 2, Cr 205.552 r, 2222, 0.00000e+000, 1.02548e+002, -1.04563e-002, 28 Aug 2008  03:
L71134-09 - 2, Cu 324.754 r, 781891, 0.00000e+000, 1.38194e+001, -2.38998e-002, 28 Aug 2008  0
L71134-09 - 2, Fe 240.489 r, 14885294, 0.00000e+000, 6.59719e+001, -2.17357e-002, 28 Aug 2008
L71134-09 - 2, Fe 259.940 r, 33608466, 0.00000e+000, 2.78901e+001, -2.47550e-002, 28 Aug 2008
L71134-09 - 2, Ga 294.364 r, -13, 0.00000e+000, 5.67239e+002, 1.59893e-001, 28 Aug 2008  03:44
L71134-09 - 2, K 766.491 r, 978555, 0.00000e+000, 1.46082e+002, -1.10028e-001, 28 Aug 2008  03
L71134-09 - 2, Li 670.784 r, 67885, 0.00000e+000, 1.00788e+001, -1.23665e-002, 28 Aug 2008  03
L71134-09 - 2, Mg 279.078 r, 899872, 0.00000e+000, 3.22604e+002, -1.22601e-001, 28 Aug 2008  0
L71134-09 - 2, Mn 257.610 r, 1389736, 0.00000e+000, 1.00183e+001, -4.80395e-003, 28 Aug 2008
L71134-09 - 2, Mo 202.030 r, 24815, 0.00000e+000, 1.60688e+002, -1.13661e-002, 28 Aug 2008  03
L71134-09 - 2, Na 330.237 r, 4483, 0.00000e+000, 7.93835e+003, -1.59780e+001, 28 Aug 2008  03:
L71134-09 - 2, Na 589.592 r, 216089, 0.00000e+000, 5.34179e+001, -3.46719e-001, 28 Aug 2008  0
L71134-09 - 2, Ni 221.648 r, 13246, 0.00000e+000, 1.01651e+002, -9.88086e-004, 28 Aug 2008  03
L71134-09 - 2, Ni 231.604 r, 1106, 0.00000e+000, 1.35686e+002, -1.44373e-002, 28 Aug 2008  03:
L71134-09 - 2, Pb 220.353 r, 2243, 0.00000e+000, 4.98966e+002, -3.14713e-002, 28 Aug 2008  03:
L71134-09 - 2, Sb 206.833 r, -38, 0.00000e+000, 7.17610e+002, -3.78087e-003, 28 Aug 2008  03:4
L71134-09 - 2, Sb 217.581 r, -255, 0.00000e+000, 1.01917e+003, 4.73528e-002, 28 Aug 2008  03:4
L71134-09 - 2, Sc 361.383 r, 79426, 0.00000e+000, 2.07290e+000, -6.28284e-003, 28 Aug 2008  03
L71134-09 - 2, Sc 357.253 r, 260191, 0.00000e+000, 2.82063e+000, -9.90304e-002, 28 Aug 2008  0
L71134-09 - 2, Se 196.090 r, -576, 0.00000e+000, 2.54369e+003, 2.84249e-002, 28 Aug 2008  03:4
L71134-09 - 2, Si 251.611 r, 477329, 0.00000e+000, 1.49981e+002, -1.38190e-002, 28 Aug 2008  0
L71134-09 - 2, Sn 189.991 r, 530, 0.00000e+000, 5.66762e+002, -1.60209e-002, 28 Aug 2008  03:4
L71134-09 - 2, Sr 421.552 r, 2951504, 0.00000e+000, 9.00594e-001, -7.90767e-003, 28 Aug 2008
L71134-09 - 2, Ti 337.280 r, 4127850, 0.00000e+000, 7.85247e+000, 9.69121e-003, 28 Aug 2008  0
L71134-09 - 2, Ti 334.941 r, 9606346, 0.00000e+000, 3.31074e+000, -8.97500e-003, 28 Aug 2008
L71134-09 - 2, Tl 190.864 r, -403, 0.00000e+000, 9.83599e+002, 1.53475e-002, 28 Aug 2008  03:4
L71134-09 - 2, V 292.401 r, 118290, 0.00000e+000, 1.55984e+001, -1.45949e-004, 28 Aug 2008  03
L71134-09 - 2, Zn 213.856 r, 62351, 0.00000e+000, 4.19204e+001, -1.78104e-002, 28 Aug 2008  03
L71134-09 - 2, Zn 206.200 r, 32771, 0.00000e+000, 7.73969e+001, -1.63201e-002, 28 Aug 2008  03
L71134-09 - 2, Y 371.030 r, 5893320, 0.00000e+000, 0.00000e+000, 1.00000e+000, 28 Aug 2008  03
L71134-10 - 1, Ag 328.068 r, -7756, 0.00000e+000, 3.19249e+001, -2.31932e-002, 28 Aug 2008  03
L71134-10 - 1, Al 396.152 r, 5619108, 0.00000e+000, 7.08588e+001, 4.14004e-003, 28 Aug 2008  0
L71134-10 - 1, As 189.042 r, 203, 0.00000e+000, 2.05208e+003, -3.63425e-002, 28 Aug 2008  03:4
L71134-10 - 1, B 249.677 r, -11788, 0.00000e+000, 7.45587e+001, -3.63850e-003, 28 Aug 2008  03
L71134-10 - 1, Ba 493.409 r, 1099417, 0.00000e+000, 2.84283e+000, -5.44497e-002, 28 Aug 2008
L71134-10 - 1, Be 234.861 r, 10580, 0.00000e+000, 3.15484e+000, 1.96812e-003, 28 Aug 2008  03:
```

```
L71134-10 - 1, Bi 223.061 r, -5079, 0.00000e+000, 6.74669e+002, 8.50815e-003, 28 Aug 2008  03:
L71134-10 - 1, Ca 315.887 r, 20320380, 0.00000e+000, 3.21996e+001, -2.55719e-001, 28 Aug 2008
L71134-10 - 1, Cd 214.441 r, 280, 0.00000e+000, 4.30437e+001, -6.60155e-003, 28 Aug 2008  03:4
L71134-10 - 1, Co 228.615 r, 3260, 0.00000e+000, 1.07168e+002, -6.77392e-003, 28 Aug 2008  03:
L71134-10 - 1, Cr 267.716 r, 1926, 0.00000e+000, 7.65680e+001, 1.28101e-003, 28 Aug 2008  03:4
L71134-10 - 1, Cr 205.552 r, 1344, 0.00000e+000, 1.02548e+002, -1.04563e-002, 28 Aug 2008  03:
L71134-10 - 1, Cu 324.754 r, 579245, 0.00000e+000, 1.38194e+001, -2.38998e-002, 28 Aug 2008  0
L71134-10 - 1, Fe 240.489 r, 11436267, 0.00000e+000, 6.59719e+001, -2.17357e-002, 28 Aug 2008
L71134-10 - 1, Fe 259.940 r, 26228805, 0.00000e+000, 2.78901e+001, -2.47550e-002, 28 Aug 2008
L71134-10 - 1, Ga 294.364 r, -617, 0.00000e+000, 5.67239e+002, 1.59893e-001, 28 Aug 2008  03:4
L71134-10 - 1, K 766.491 r, 685530, 0.00000e+000, 1.46082e+002, -1.10028e-001, 28 Aug 2008  03
L71134-10 - 1, Li 670.784 r, 74156, 0.00000e+000, 1.00788e+001, -1.23665e-002, 28 Aug 2008  03
L71134-10 - 1, Mg 279.078 r, 777816, 0.00000e+000, 3.22604e+002, -1.22601e-001, 28 Aug 2008  0
L71134-10 - 1, Mn 257.610 r, 1318096, 0.00000e+000, 1.00183e+001, -4.80395e-003, 28 Aug 2008
L71134-10 - 1, Mo 202.030 r, 12469, 0.00000e+000, 1.60688e+002, -1.13661e-002, 28 Aug 2008  03
L71134-10 - 1, Na 330.237 r, 3466, 0.00000e+000, 7.93835e+003, -1.59780e+001, 28 Aug 2008  03:
L71134-10 - 1, Na 589.592 r, 130678, 0.00000e+000, 5.34179e+001, -3.46719e-001, 28 Aug 2008  0
L71134-10 - 1, Ni 221.648 r, 12859, 0.00000e+000, 1.01651e+002, -9.88086e-004, 28 Aug 2008  03
L71134-10 - 1, Ni 231.604 r, 1474, 0.00000e+000, 1.35686e+002, -1.44373e-002, 28 Aug 2008  03:
L71134-10 - 1, Pb 220.353 r, 1562, 0.00000e+000, 4.98966e+002, -3.14713e-002, 28 Aug 2008  03:
L71134-10 - 1, Sb 206.833 r, 77, 0.00000e+000, 7.17610e+002, -3.78087e-003, 28 Aug 2008  03:47
L71134-10 - 1, Sb 217.581 r, -34, 0.00000e+000, 1.01917e+003, 4.73528e-002, 28 Aug 2008  03:47
L71134-10 - 1, Sc 361.383 r, 54454, 0.00000e+000, 2.07290e+000, -6.28284e-003, 28 Aug 2008  03
L71134-10 - 1, Sc 357.253 r, 238085, 0.00000e+000, 2.82063e+000, -9.90304e-002, 28 Aug 2008  0
L71134-10 - 1, Se 196.090 r, -588, 0.00000e+000, 2.54369e+003, 2.84249e-002, 28 Aug 2008  03:4
L71134-10 - 1, Si 251.611 r, 471874, 0.00000e+000, 1.49981e+002, -1.38190e-002, 28 Aug 2008  0
L71134-10 - 1, Sn 189.991 r, 482, 0.00000e+000, 5.66762e+002, -1.60209e-002, 28 Aug 2008  03:4
L71134-10 - 1, Sr 421.552 r, 2165442, 0.00000e+000, 9.00594e-001, -7.90767e-003, 28 Aug 2008
L71134-10 - 1, Ti 337.280 r, 2865654, 0.00000e+000, 7.85247e+000, 9.69121e-003, 28 Aug 2008  0
L71134-10 - 1, Ti 334.941 r, 6672265, 0.00000e+000, 3.31074e+000, -8.97500e-003, 28 Aug 2008
L71134-10 - 1, Tl 190.864 r, -162, 0.00000e+000, 9.83599e+002, 1.53475e-002, 28 Aug 2008  03:4
L71134-10 - 1, V 292.401 r, 93758, 0.00000e+000, 1.55984e+001, -1.45949e-004, 28 Aug 2008  03:
L71134-10 - 1, Zn 213.856 r, 53225, 0.00000e+000, 4.19204e+001, -1.78104e-002, 28 Aug 2008  03
L71134-10 - 1, Zn 206.200 r, 27926, 0.00000e+000, 7.73969e+001, -1.63201e-002, 28 Aug 2008  03
L71134-10 - 1, Y 371.030 r, 5839982, 0.00000e+000, 0.00000e+000, 1.00000e+000, 28 Aug 2008  03
L71134-10 - 2, Ag 328.068 r, -7727, 0.00000e+000, 3.19249e+001, -2.31932e-002, 28 Aug 2008  03
L71134-10 - 2, Al 396.152 r, 5669374, 0.00000e+000, 7.08588e+001, 4.14004e-003, 28 Aug 2008  0
L71134-10 - 2, As 189.042 r, 210, 0.00000e+000, 2.05208e+003, -3.63425e-002, 28 Aug 2008  03:4
L71134-10 - 2, B 249.677 r, -12425, 0.00000e+000, 7.45587e+001, -3.63850e-003, 28 Aug 2008  03
L71134-10 - 2, Ba 493.409 r, 1115156, 0.00000e+000, 2.84283e+000, -5.44497e-002, 28 Aug 2008
L71134-10 - 2, Be 234.861 r, 10705, 0.00000e+000, 3.15484e+000, 1.96812e-003, 28 Aug 2008  03:
L71134-10 - 2, Bi 223.061 r, -5180, 0.00000e+000, 6.74669e+002, 8.50815e-003, 28 Aug 2008  03:
L71134-10 - 2, Ca 315.887 r, 20370612, 0.00000e+000, 3.21996e+001, -2.55719e-001, 28 Aug 2008
L71134-10 - 2, Cd 214.441 r, 361, 0.00000e+000, 4.30437e+001, -6.60155e-003, 28 Aug 2008  03:4
L71134-10 - 2, Co 228.615 r, 3322, 0.00000e+000, 1.07168e+002, -6.77392e-003, 28 Aug 2008  03:
L71134-10 - 2, Cr 267.716 r, 1892, 0.00000e+000, 7.65680e+001, 1.28101e-003, 28 Aug 2008  03:4
L71134-10 - 2, Cr 205.552 r, 1538, 0.00000e+000, 1.02548e+002, -1.04563e-002, 28 Aug 2008  03:
L71134-10 - 2, Cu 324.754 r, 588588, 0.00000e+000, 1.38194e+001, -2.38998e-002, 28 Aug 2008  0
L71134-10 - 2, Fe 240.489 r, 11456861, 0.00000e+000, 6.59719e+001, -2.17357e-002, 28 Aug 2008
L71134-10 - 2, Fe 259.940 r, 26229568, 0.00000e+000, 2.78901e+001, -2.47550e-002, 28 Aug 2008
L71134-10 - 2, Ga 294.364 r, -192, 0.00000e+000, 5.67239e+002, 1.59893e-001, 28 Aug 2008  03:4
L71134-10 - 2, K 766.491 r, 770916, 0.00000e+000, 1.46082e+002, -1.10028e-001, 28 Aug 2008  03
L71134-10 - 2, Li 670.784 r, 81569, 0.00000e+000, 1.00788e+001, -1.23665e-002, 28 Aug 2008  03
L71134-10 - 2, Mg 279.078 r, 774821, 0.00000e+000, 3.22604e+002, -1.22601e-001, 28 Aug 2008  0
L71134-10 - 2, Mn 257.610 r, 1327745, 0.00000e+000, 1.00183e+001, -4.80395e-003, 28 Aug 2008
L71134-10 - 2, Mo 202.030 r, 12488, 0.00000e+000, 1.60688e+002, -1.13661e-002, 28 Aug 2008  03
L71134-10 - 2, Na 330.237 r, 3603, 0.00000e+000, 7.93835e+003, -1.59780e+001, 28 Aug 2008  03:
L71134-10 - 2, Na 589.592 r, 262883, 0.00000e+000, 5.34179e+001, -3.46719e-001, 28 Aug 2008  0
L71134-10 - 2, Ni 221.648 r, 13097, 0.00000e+000, 1.01651e+002, -9.88086e-004, 28 Aug 2008  03
L71134-10 - 2, Ni 231.604 r, 1393, 0.00000e+000, 1.35686e+002, -1.44373e-002, 28 Aug 2008  03:
```

```
L71134-10 - 2, Pb 220.353 r, 1373, 0.00000e+000, 4.98966e+002, -3.14713e-002, 28 Aug 2008  03:
L71134-10 - 2, Sb 206.833 r, 214, 0.00000e+000, 7.17610e+002, -3.78087e-003, 28 Aug 2008  03:4
L71134-10 - 2, Sb 217.581 r, -236, 0.00000e+000, 1.01917e+003, 4.73528e-002, 28 Aug 2008  03:4
L71134-10 - 2, Sc 361.383 r, 53298, 0.00000e+000, 2.07290e+000, -6.28284e-003, 28 Aug 2008  03
L71134-10 - 2, Sc 357.253 r, 235232, 0.00000e+000, 2.82063e+000, -9.90304e-002, 28 Aug 2008  0
L71134-10 - 2, Se 196.090 r, -497, 0.00000e+000, 2.54369e+003, 2.84249e-002, 28 Aug 2008  03:4
L71134-10 - 2, Si 251.611 r, 475124, 0.00000e+000, 1.49981e+002, -1.38190e-002, 28 Aug 2008  0
L71134-10 - 2, Sn 189.991 r, 428, 0.00000e+000, 5.66762e+002, -1.60209e-002, 28 Aug 2008  03:4
L71134-10 - 2, Sr 421.552 r, 2205598, 0.00000e+000, 9.00594e-001, -7.90767e-003, 28 Aug 2008
L71134-10 - 2, Ti 337.280 r, 2892043, 0.00000e+000, 7.85247e+000, 9.69121e-003, 28 Aug 2008  0
L71134-10 - 2, Ti 334.941 r, 6699345, 0.00000e+000, 3.31074e+000, -8.97500e-003, 28 Aug 2008
L71134-10 - 2, Tl 190.864 r, -179, 0.00000e+000, 9.83599e+002, 1.53475e-002, 28 Aug 2008  03:4
L71134-10 - 2, V 292.401 r, 94708, 0.00000e+000, 1.55984e+001, -1.45949e-004, 28 Aug 2008  03:
L71134-10 - 2, Zn 213.856 r, 53668, 0.00000e+000, 4.19204e+001, -1.78104e-002, 28 Aug 2008  03
L71134-10 - 2, Zn 206.200 r, 27826, 0.00000e+000, 7.73969e+001, -1.63201e-002, 28 Aug 2008  03
L71134-10 - 2, Y 371.030 r, 5821389, 0.00000e+000, 0.00000e+000, 1.00000e+000, 28 Aug 2008  03
L71134-11 - 1, Ag 328.068 r, -7993, 0.00000e+000, 3.19249e+001, -2.31932e-002, 28 Aug 2008  03
L71134-11 - 1, Al 396.152 r, 5952888, 0.00000e+000, 7.08588e+001, 4.14004e-003, 28 Aug 2008  0
L71134-11 - 1, As 189.042 r, 188, 0.00000e+000, 2.05208e+003, -3.63425e-002, 28 Aug 2008  03:5
L71134-11 - 1, B 249.677 r, -12265, 0.00000e+000, 7.45587e+001, -3.63850e-003, 28 Aug 2008  03
L71134-11 - 1, Ba 493.409 r, 1141707, 0.00000e+000, 2.84283e+000, -5.44497e-002, 28 Aug 2008
L71134-11 - 1, Be 234.861 r, 12645, 0.00000e+000, 3.15484e+000, 1.96812e-003, 28 Aug 2008  03:
L71134-11 - 1, Bi 223.061 r, -4947, 0.00000e+000, 6.74669e+002, 8.50815e-003, 28 Aug 2008  03:
L71134-11 - 1, Ca 315.887 r, 15406525, 0.00000e+000, 3.21996e+001, -2.55719e-001, 28 Aug 2008
L71134-11 - 1, Cd 214.441 r, 461, 0.00000e+000, 4.30437e+001, -6.60155e-003, 28 Aug 2008  03:5
L71134-11 - 1, Co 228.615 r, 3534, 0.00000e+000, 1.07168e+002, -6.77392e-003, 28 Aug 2008  03:
L71134-11 - 1, Cr 267.716 r, 1855, 0.00000e+000, 7.65680e+001, 1.28101e-003, 28 Aug 2008  03:5
L71134-11 - 1, Cr 205.552 r, 1284, 0.00000e+000, 1.02548e+002, -1.04563e-002, 28 Aug 2008  03:
L71134-11 - 1, Cu 324.754 r, 1958759, 0.00000e+000, 1.38194e+001, -2.38998e-002, 28 Aug 2008
L71134-11 - 1, Fe 240.489 r, 11442855, 0.00000e+000, 6.59719e+001, -2.17357e-002, 28 Aug 2008
L71134-11 - 1, Fe 259.940 r, 26200803, 0.00000e+000, 2.78901e+001, -2.47550e-002, 28 Aug 2008
L71134-11 - 1, Ga 294.364 r, -758, 0.00000e+000, 5.67239e+002, 1.59893e-001, 28 Aug 2008  03:5
L71134-11 - 1, K 766.491 r, 697160, 0.00000e+000, 1.46082e+002, -1.10028e-001, 28 Aug 2008  03
L71134-11 - 1, Li 670.784 r, 87231, 0.00000e+000, 1.00788e+001, -1.23665e-002, 28 Aug 2008  03
L71134-11 - 1, Mg 279.078 r, 749365, 0.00000e+000, 3.22604e+002, -1.22601e-001, 28 Aug 2008  0
L71134-11 - 1, Mn 257.610 r, 1185230, 0.00000e+000, 1.00183e+001, -4.80395e-003, 28 Aug 2008
L71134-11 - 1, Mo 202.030 r, 45260, 0.00000e+000, 1.60688e+002, -1.13661e-002, 28 Aug 2008  03
L71134-11 - 1, Na 330.237 r, 5595, 0.00000e+000, 7.93835e+003, -1.59780e+001, 28 Aug 2008  03:
L71134-11 - 1, Na 589.592 r, 177644, 0.00000e+000, 5.34179e+001, -3.46719e-001, 28 Aug 2008  0
L71134-11 - 1, Ni 221.648 r, 13765, 0.00000e+000, 1.01651e+002, -9.88086e-004, 28 Aug 2008  03
L71134-11 - 1, Ni 231.604 r, 1562, 0.00000e+000, 1.35686e+002, -1.44373e-002, 28 Aug 2008  03:
L71134-11 - 1, Pb 220.353 r, 1558, 0.00000e+000, 4.98966e+002, -3.14713e-002, 28 Aug 2008  03:
L71134-11 - 1, Sb 206.833 r, -105, 0.00000e+000, 7.17610e+002, -3.78087e-003, 28 Aug 2008  03:
L71134-11 - 1, Sb 217.581 r, -275, 0.00000e+000, 1.01917e+003, 4.73528e-002, 28 Aug 2008  03:5
L71134-11 - 1, Sc 361.383 r, 63551, 0.00000e+000, 2.07290e+000, -6.28284e-003, 28 Aug 2008  03
L71134-11 - 1, Sc 357.253 r, 245395, 0.00000e+000, 2.82063e+000, -9.90304e-002, 28 Aug 2008  0
L71134-11 - 1, Se 196.090 r, -439, 0.00000e+000, 2.54369e+003, 2.84249e-002, 28 Aug 2008  03:5
L71134-11 - 1, Si 251.611 r, 484238, 0.00000e+000, 1.49981e+002, -1.38190e-002, 28 Aug 2008  0
L71134-11 - 1, Sn 189.991 r, 504, 0.00000e+000, 5.66762e+002, -1.60209e-002, 28 Aug 2008  03:5
L71134-11 - 1, Sr 421.552 r, 1726636, 0.00000e+000, 9.00594e-001, -7.90767e-003, 28 Aug 2008
L71134-11 - 1, Ti 337.280 r, 2635905, 0.00000e+000, 7.85247e+000, 9.69121e-003, 28 Aug 2008  0
L71134-11 - 1, Ti 334.941 r, 6143267, 0.00000e+000, 3.31074e+000, -8.97500e-003, 28 Aug 2008
L71134-11 - 1, Tl 190.864 r, -230, 0.00000e+000, 9.83599e+002, 1.53475e-002, 28 Aug 2008  03:5
L71134-11 - 1, V 292.401 r, 75983, 0.00000e+000, 1.55984e+001, -1.45949e-004, 28 Aug 2008  03:
L71134-11 - 1, Zn 213.856 r, 69803, 0.00000e+000, 4.19204e+001, -1.78104e-002, 28 Aug 2008  03
L71134-11 - 1, Zn 206.200 r, 36761, 0.00000e+000, 7.73969e+001, -1.63201e-002, 28 Aug 2008  03
L71134-11 - 1, Y 371.030 r, 5855301, 0.00000e+000, 0.00000e+000, 1.00000e+000, 28 Aug 2008  03
L71134-11 - 2, Ag 328.068 r, -8373, 0.00000e+000, 3.19249e+001, -2.31932e-002, 28 Aug 2008  03
L71134-11 - 2, Al 396.152 r, 6050758, 0.00000e+000, 7.08588e+001, 4.14004e-003, 28 Aug 2008  0
L71134-11 - 2, As 189.042 r, 237, 0.00000e+000, 2.05208e+003, -3.63425e-002, 28 Aug 2008  03:5
```

```
L71134-11 - 2, B 249.677 r, -12762, 0.00000e+000, 7.45587e+001, -3.63850e-003, 28 Aug 2008  03
L71134-11 - 2, Ba 493.409 r, 1161472, 0.00000e+000, 2.84283e+000, -5.44497e-002, 28 Aug 2008
L71134-11 - 2, Be 234.861 r, 13083, 0.00000e+000, 3.15484e+000, 1.96812e-003, 28 Aug 2008  03:
L71134-11 - 2, Bi 223.061 r, -5218, 0.00000e+000, 6.74669e+002, 8.50815e-003, 28 Aug 2008  03:
L71134-11 - 2, Ca 315.887 r, 15532766, 0.00000e+000, 3.21996e+001, -2.55719e-001, 28 Aug 2008
L71134-11 - 2, Cd 214.441 r, 369, 0.00000e+000, 4.30437e+001, -6.60155e-003, 28 Aug 2008  03:5
L71134-11 - 2, Co 228.615 r, 3678, 0.00000e+000, 1.07168e+002, -6.77392e-003, 28 Aug 2008  03:
L71134-11 - 2, Cr 267.716 r, 1737, 0.00000e+000, 7.65680e+001, 1.28101e-003, 28 Aug 2008  03:5
L71134-11 - 2, Cr 205.552 r, 1380, 0.00000e+000, 1.02548e+002, -1.04563e-002, 28 Aug 2008  03:
L71134-11 - 2, Cu 324.754 r, 1988253, 0.00000e+000, 1.38194e+001, -2.38998e-002, 28 Aug 2008
L71134-11 - 2, Fe 240.489 r, 11601654, 0.00000e+000, 6.59719e+001, -2.17357e-002, 28 Aug 2008
L71134-11 - 2, Fe 259.940 r, 26577398, 0.00000e+000, 2.78901e+001, -2.47550e-002, 28 Aug 2008
L71134-11 - 2, Ga 294.364 r, -665, 0.00000e+000, 5.67239e+002, 1.59893e-001, 28 Aug 2008  03:5
L71134-11 - 2, K 766.491 r, 706920, 0.00000e+000, 1.46082e+002, -1.10028e-001, 28 Aug 2008  03
L71134-11 - 2, Li 670.784 r, 89597, 0.00000e+000, 1.00788e+001, -1.23665e-002, 28 Aug 2008  03
L71134-11 - 2, Mg 279.078 r, 757842, 0.00000e+000, 3.22604e+002, -1.22601e-001, 28 Aug 2008  0
L71134-11 - 2, Mn 257.610 r, 1200954, 0.00000e+000, 1.00183e+001, -4.80395e-003, 28 Aug 2008
L71134-11 - 2, Mo 202.030 r, 46541, 0.00000e+000, 1.60688e+002, -1.13661e-002, 28 Aug 2008  03
L71134-11 - 2, Na 330.237 r, 5054, 0.00000e+000, 7.93835e+003, -1.59780e+001, 28 Aug 2008  03:
L71134-11 - 2, Na 589.592 r, 184732, 0.00000e+000, 5.34179e+001, -3.46719e-001, 28 Aug 2008  0
L71134-11 - 2, Ni 221.648 r, 14006, 0.00000e+000, 1.01651e+002, -9.88086e-004, 28 Aug 2008  03
L71134-11 - 2, Ni 231.604 r, 1597, 0.00000e+000, 1.35686e+002, -1.44373e-002, 28 Aug 2008  03:
L71134-11 - 2, Pb 220.353 r, 1554, 0.00000e+000, 4.98966e+002, -3.14713e-002, 28 Aug 2008  03:
L71134-11 - 2, Sb 206.833 r, -24, 0.00000e+000, 7.17610e+002, -3.78087e-003, 28 Aug 2008  03:5
L71134-11 - 2, Sb 217.581 r, -262, 0.00000e+000, 1.01917e+003, 4.73528e-002, 28 Aug 2008  03:5
L71134-11 - 2, Sc 361.383 r, 63021, 0.00000e+000, 2.07290e+000, -6.28284e-003, 28 Aug 2008  03
L71134-11 - 2, Sc 357.253 r, 244650, 0.00000e+000, 2.82063e+000, -9.90304e-002, 28 Aug 2008  0
L71134-11 - 2, Se 196.090 r, -450, 0.00000e+000, 2.54369e+003, 2.84249e-002, 28 Aug 2008  03:5
L71134-11 - 2, Si 251.611 r, 491400, 0.00000e+000, 1.49981e+002, -1.38190e-002, 28 Aug 2008  0
L71134-11 - 2, Sn 189.991 r, 475, 0.00000e+000, 5.66762e+002, -1.60209e-002, 28 Aug 2008  03:5
L71134-11 - 2, Sr 421.552 r, 1760304, 0.00000e+000, 9.00594e-001, -7.90767e-003, 28 Aug 2008
L71134-11 - 2, Ti 337.280 r, 2679553, 0.00000e+000, 7.85247e+000, 9.69121e-003, 28 Aug 2008  0
L71134-11 - 2, Ti 334.941 r, 6237761, 0.00000e+000, 3.31074e+000, -8.97500e-003, 28 Aug 2008
L71134-11 - 2, Tl 190.864 r, -196, 0.00000e+000, 9.83599e+002, 1.53475e-002, 28 Aug 2008  03:5
L71134-11 - 2, V 292.401 r, 76970, 0.00000e+000, 1.55984e+001, -1.45949e-004, 28 Aug 2008  03:
L71134-11 - 2, Zn 213.856 r, 70532, 0.00000e+000, 4.19204e+001, -1.78104e-002, 28 Aug 2008  03
L71134-11 - 2, Zn 206.200 r, 36925, 0.00000e+000, 7.73969e+001, -1.63201e-002, 28 Aug 2008  03
L71134-11 - 2, Y 371.030 r, 5885110, 0.00000e+000, 0.00000e+000, 1.00000e+000, 28 Aug 2008  03
L71134-12 - 1, Ag 328.068 r, -12084, 0.00000e+000, 3.19249e+001, -2.31932e-002, 28 Aug 2008  0
L71134-12 - 1, Al 396.152 r, 6720764, 0.00000e+000, 7.08588e+001, 4.14004e-003, 28 Aug 2008  0
L71134-12 - 1, As 189.042 r, 195, 0.00000e+000, 2.05208e+003, -3.63425e-002, 28 Aug 2008  03:5
L71134-12 - 1, B 249.677 r, -16870, 0.00000e+000, 7.45587e+001, -3.63850e-003, 28 Aug 2008  03
L71134-12 - 1, Ba 493.409 r, 1287532, 0.00000e+000, 2.84283e+000, -5.44497e-002, 28 Aug 2008
L71134-12 - 1, Be 234.861 r, 15418, 0.00000e+000, 3.15484e+000, 1.96812e-003, 28 Aug 2008  03:
L71134-12 - 1, Bi 223.061 r, -7727, 0.00000e+000, 6.74669e+002, 8.50815e-003, 28 Aug 2008  03:
L71134-12 - 1, Ca 315.887 r, 20607034, 0.00000e+000, 3.21996e+001, -2.55719e-001, 28 Aug 2008
L71134-12 - 1, Cd 214.441 r, 753, 0.00000e+000, 4.30437e+001, -6.60155e-003, 28 Aug 2008  03:5
L71134-12 - 1, Co 228.615 r, 4282, 0.00000e+000, 1.07168e+002, -6.77392e-003, 28 Aug 2008  03:
L71134-12 - 1, Cr 267.716 r, 1552, 0.00000e+000, 7.65680e+001, 1.28101e-003, 28 Aug 2008  03:5
L71134-12 - 1, Cr 205.552 r, 855, 0.00000e+000, 1.02548e+002, -1.04563e-002, 28 Aug 2008  03:5
L71134-12 - 1, Cu 324.754 r, 1095439, 0.00000e+000, 1.38194e+001, -2.38998e-002, 28 Aug 2008
L71134-12 - 1, Fe 240.489 r, 15359444, 0.00000e+000, 6.59719e+001, -2.17357e-002, 28 Aug 2008
L71134-12 - 1, Fe 259.940 r, 34569007, 0.00000e+000, 2.78901e+001, -2.47550e-002, 28 Aug 2008
L71134-12 - 1, Ga 294.364 r, 102, 0.00000e+000, 5.67239e+002, 1.59893e-001, 28 Aug 2008  03:54
L71134-12 - 1, K 766.491 r, 1004064, 0.00000e+000, 1.46082e+002, -1.10028e-001, 28 Aug 2008  0
L71134-12 - 1, Li 670.784 r, 88618, 0.00000e+000, 1.00788e+001, -1.23665e-002, 28 Aug 2008  03
L71134-12 - 1, Mg 279.078 r, 1072288, 0.00000e+000, 3.22604e+002, -1.22601e-001, 28 Aug 2008
L71134-12 - 1, Mn 257.610 r, 2151007, 0.00000e+000, 1.00183e+001, -4.80395e-003, 28 Aug 2008
L71134-12 - 1, Mo 202.030 r, 25275, 0.00000e+000, 1.60688e+002, -1.13661e-002, 28 Aug 2008  03
L71134-12 - 1, Na 330.237 r, 4768, 0.00000e+000, 7.93835e+003, -1.59780e+001, 28 Aug 2008  03:
```

```
L71134-12 - 1, Na 589.592 r, 150803, 0.00000e+000, 5.34179e+001, -3.46719e-001, 28 Aug 2008  0
L71134-12 - 1, Ni 221.648 r, 14744, 0.00000e+000, 1.01651e+002, -9.88086e-004, 28 Aug 2008  03
L71134-12 - 1, Ni 231.604 r, 1373, 0.00000e+000, 1.35686e+002, -1.44373e-002, 28 Aug 2008  03:
L71134-12 - 1, Pb 220.353 r, 2128, 0.00000e+000, 4.98966e+002, -3.14713e-002, 28 Aug 2008  03:
L71134-12 - 1, Sb 206.833 r, 127, 0.00000e+000, 7.17610e+002, -3.78087e-003, 28 Aug 2008  03:5
L71134-12 - 1, Sb 217.581 r, -608, 0.00000e+000, 1.01917e+003, 4.73528e-002, 28 Aug 2008  03:5
L71134-12 - 1, Sc 361.383 r, 87535, 0.00000e+000, 2.07290e+000, -6.28284e-003, 28 Aug 2008  03
L71134-12 - 1, Sc 357.253 r, 265116, 0.00000e+000, 2.82063e+000, -9.90304e-002, 28 Aug 2008  0
L71134-12 - 1, Se 196.090 r, -564, 0.00000e+000, 2.54369e+003, 2.84249e-002, 28 Aug 2008  03:5
L71134-12 - 1, Si 251.611 r, 528337, 0.00000e+000, 1.49981e+002, -1.38190e-002, 28 Aug 2008  0
L71134-12 - 1, Sn 189.991 r, 568, 0.00000e+000, 5.66762e+002, -1.60209e-002, 28 Aug 2008  03:5
L71134-12 - 1, Sr 421.552 r, 2635564, 0.00000e+000, 9.00594e-001, -7.90767e-003, 28 Aug 2008
L71134-12 - 1, Ti 337.280 r, 4086733, 0.00000e+000, 7.85247e+000, 9.69121e-003, 28 Aug 2008  0
L71134-12 - 1, Ti 334.941 r, 9467758, 0.00000e+000, 3.31074e+000, -8.97500e-003, 28 Aug 2008
L71134-12 - 1, Tl 190.864 r, -332, 0.00000e+000, 9.83599e+002, 1.53475e-002, 28 Aug 2008  03:5
L71134-12 - 1, V 292.401 r, 123614, 0.00000e+000, 1.55984e+001, -1.45949e-004, 28 Aug 2008  03
L71134-12 - 1, Zn 213.856 r, 122349, 0.00000e+000, 4.19204e+001, -1.78104e-002, 28 Aug 2008  0
L71134-12 - 1, Zn 206.200 r, 66695, 0.00000e+000, 7.73969e+001, -1.63201e-002, 28 Aug 2008  03
L71134-12 - 1, Y 371.030 r, 5904008, 0.00000e+000, 0.00000e+000, 1.00000e+000, 28 Aug 2008  03
L71134-12 - 2, Ag 328.068 r, -12590, 0.00000e+000, 3.19249e+001, -2.31932e-002, 28 Aug 2008  0
L71134-12 - 2, Al 396.152 r, 6883899, 0.00000e+000, 7.08588e+001, 4.14004e-003, 28 Aug 2008  0
L71134-12 - 2, As 189.042 r, 162, 0.00000e+000, 2.05208e+003, -3.63425e-002, 28 Aug 2008  03:5
L71134-12 - 2, B 249.677 r, -17031, 0.00000e+000, 7.45587e+001, -3.63850e-003, 28 Aug 2008  03
L71134-12 - 2, Ba 493.409 r, 1307053, 0.00000e+000, 2.84283e+000, -5.44497e-002, 28 Aug 2008
L71134-12 - 2, Be 234.861 r, 15676, 0.00000e+000, 3.15484e+000, 1.96812e-003, 28 Aug 2008  03:
L71134-12 - 2, Bi 223.061 r, -7737, 0.00000e+000, 6.74669e+002, 8.50815e-003, 28 Aug 2008  03:
L71134-12 - 2, Ca 315.887 r, 20981568, 0.00000e+000, 3.21996e+001, -2.55719e-001, 28 Aug 2008
L71134-12 - 2, Cd 214.441 r, 708, 0.00000e+000, 4.30437e+001, -6.60155e-003, 28 Aug 2008  03:5
L71134-12 - 2, Co 228.615 r, 4328, 0.00000e+000, 1.07168e+002, -6.77392e-003, 28 Aug 2008  03:
L71134-12 - 2, Cr 267.716 r, 1189, 0.00000e+000, 7.65680e+001, 1.28101e-003, 28 Aug 2008  03:5
L71134-12 - 2, Cr 205.552 r, 854, 0.00000e+000, 1.02548e+002, -1.04563e-002, 28 Aug 2008  03:5
L71134-12 - 2, Cu 324.754 r, 1114396, 0.00000e+000, 1.38194e+001, -2.38998e-002, 28 Aug 2008
L71134-12 - 2, Fe 240.489 r, 15491439, 0.00000e+000, 6.59719e+001, -2.17357e-002, 28 Aug 2008
L71134-12 - 2, Fe 259.940 r, 35220823, 0.00000e+000, 2.78901e+001, -2.47550e-002, 28 Aug 2008
L71134-12 - 2, Ga 294.364 r, 30, 0.00000e+000, 5.67239e+002, 1.59893e-001, 28 Aug 2008  03:54:
L71134-12 - 2, K 766.491 r, 1016657, 0.00000e+000, 1.46082e+002, -1.10028e-001, 28 Aug 2008  0
L71134-12 - 2, Li 670.784 r, 91015, 0.00000e+000, 1.00788e+001, -1.23665e-002, 28 Aug 2008  03
L71134-12 - 2, Mg 279.078 r, 1089489, 0.00000e+000, 3.22604e+002, -1.22601e-001, 28 Aug 2008
L71134-12 - 2, Mn 257.610 r, 2183152, 0.00000e+000, 1.00183e+001, -4.80395e-003, 28 Aug 2008
L71134-12 - 2, Mo 202.030 r, 25415, 0.00000e+000, 1.60688e+002, -1.13661e-002, 28 Aug 2008  03
L71134-12 - 2, Na 330.237 r, 4316, 0.00000e+000, 7.93835e+003, -1.59780e+001, 28 Aug 2008  03:
L71134-12 - 2, Na 589.592 r, 151777, 0.00000e+000, 5.34179e+001, -3.46719e-001, 28 Aug 2008  0
L71134-12 - 2, Ni 221.648 r, 14794, 0.00000e+000, 1.01651e+002, -9.88086e-004, 28 Aug 2008  03
L71134-12 - 2, Ni 231.604 r, 1410, 0.00000e+000, 1.35686e+002, -1.44373e-002, 28 Aug 2008  03:
L71134-12 - 2, Pb 220.353 r, 2048, 0.00000e+000, 4.98966e+002, -3.14713e-002, 28 Aug 2008  03:
L71134-12 - 2, Sb 206.833 r, 145, 0.00000e+000, 7.17610e+002, -3.78087e-003, 28 Aug 2008  03:5
L71134-12 - 2, Sb 217.581 r, -667, 0.00000e+000, 1.01917e+003, 4.73528e-002, 28 Aug 2008  03:5
L71134-12 - 2, Sc 361.383 r, 89456, 0.00000e+000, 2.07290e+000, -6.28284e-003, 28 Aug 2008  03
L71134-12 - 2, Sc 357.253 r, 264565, 0.00000e+000, 2.82063e+000, -9.90304e-002, 28 Aug 2008  0
L71134-12 - 2, Se 196.090 r, -598, 0.00000e+000, 2.54369e+003, 2.84249e-002, 28 Aug 2008  03:5
L71134-12 - 2, Si 251.611 r, 536463, 0.00000e+000, 1.49981e+002, -1.38190e-002, 28 Aug 2008  0
L71134-12 - 2, Sn 189.991 r, 609, 0.00000e+000, 5.66762e+002, -1.60209e-002, 28 Aug 2008  03:5
L71134-12 - 2, Sr 421.552 r, 2690982, 0.00000e+000, 9.00594e-001, -7.90767e-003, 28 Aug 2008
L71134-12 - 2, Ti 337.280 r, 4165402, 0.00000e+000, 7.85247e+000, 9.69121e-003, 28 Aug 2008  0
L71134-12 - 2, Ti 334.941 r, 9613741, 0.00000e+000, 3.31074e+000, -8.97500e-003, 28 Aug 2008
L71134-12 - 2, Tl 190.864 r, -389, 0.00000e+000, 9.83599e+002, 1.53475e-002, 28 Aug 2008  03:5
L71134-12 - 2, V 292.401 r, 125619, 0.00000e+000, 1.55984e+001, -1.45949e-004, 28 Aug 2008  03
L71134-12 - 2, Zn 213.856 r, 123827, 0.00000e+000, 4.19204e+001, -1.78104e-002, 28 Aug 2008  0
L71134-12 - 2, Zn 206.200 r, 67710, 0.00000e+000, 7.73969e+001, -1.63201e-002, 28 Aug 2008  03
L71134-12 - 2, Y 371.030 r, 5938144, 0.00000e+000, 0.00000e+000, 1.00000e+000, 28 Aug 2008  03
```

```
L71134-13 - 1, Ag 328.068 r, -15892, 0.00000e+000, 3.19249e+001, -2.31932e-002, 28 Aug 2008  0
L71134-13 - 1, Al 396.152 r, 5498309, 0.00000e+000, 7.08588e+001, 4.14004e-003, 28 Aug 2008  0
L71134-13 - 1, As 189.042 r, 1017, 0.00000e+000, 2.05208e+003, -3.63425e-002, 28 Aug 2008  03:
L71134-13 - 1, B 249.677 r, -27727, 0.00000e+000, 7.45587e+001, -3.63850e-003, 28 Aug 2008  03
L71134-13 - 1, Ba 493.409 r, 1258324, 0.00000e+000, 2.84283e+000, -5.44497e-002, 28 Aug 2008
L71134-13 - 1, Be 234.861 r, 16444, 0.00000e+000, 3.15484e+000, 1.96812e-003, 28 Aug 2008  03:
L71134-13 - 1, Bi 223.061 r, -5799, 0.00000e+000, 6.74669e+002, 8.50815e-003, 28 Aug 2008  03:
L71134-13 - 1, Ca 315.887 r, 19209164, 0.00000e+000, 3.21996e+001, -2.55719e-001, 28 Aug 2008
L71134-13 - 1, Cd 214.441 r, 1285, 0.00000e+000, 4.30437e+001, -6.60155e-003, 28 Aug 2008  03:
L71134-13 - 1, Co 228.615 r, 2689, 0.00000e+000, 1.07168e+002, -6.77392e-003, 28 Aug 2008  03:
L71134-13 - 1, Cr 267.716 r, 3173, 0.00000e+000, 7.65680e+001, 1.28101e-003, 28 Aug 2008  03:5
L71134-13 - 1, Cr 205.552 r, 2812, 0.00000e+000, 1.02548e+002, -1.04563e-002, 28 Aug 2008  03:
L71134-13 - 1, Cu 324.754 r, 8633242, 0.00000e+000, 1.38194e+001, -2.38998e-002, 28 Aug 2008
L71134-13 - 1, Fe 240.489 r, 23656134, 0.00000e+000, 6.59719e+001, -2.17357e-002, 28 Aug 2008
L71134-13 - 1, Fe 259.940 r, 52194252, 0.00000e+000, 2.78901e+001, -2.47550e-002, 28 Aug 2008
L71134-13 - 1, Ga 294.364 r, -3665, 0.00000e+000, 5.67239e+002, 1.59893e-001, 28 Aug 2008  03:
L71134-13 - 1, K 766.491 r, 881168, 0.00000e+000, 1.46082e+002, -1.10028e-001, 28 Aug 2008  03
L71134-13 - 1, Li 670.784 r, 61345, 0.00000e+000, 1.00788e+001, -1.23665e-002, 28 Aug 2008  03
L71134-13 - 1, Mg 279.078 r, 593598, 0.00000e+000, 3.22604e+002, -1.22601e-001, 28 Aug 2008  0
L71134-13 - 1, Mn 257.610 r, 951457, 0.00000e+000, 1.00183e+001, -4.80395e-003, 28 Aug 2008  0
L71134-13 - 1, Mo 202.030 r, 452679, 0.00000e+000, 1.60688e+002, -1.13661e-002, 28 Aug 2008  0
L71134-13 - 1, Na 330.237 r, 4231, 0.00000e+000, 7.93835e+003, -1.59780e+001, 28 Aug 2008  03:
L71134-13 - 1, Na 589.592 r, 365842, 0.00000e+000, 5.34179e+001, -3.46719e-001, 28 Aug 2008  0
L71134-13 - 1, Ni 221.648 r, 13089, 0.00000e+000, 1.01651e+002, -9.88086e-004, 28 Aug 2008  03
L71134-13 - 1, Ni 231.604 r, -111, 0.00000e+000, 1.35686e+002, -1.44373e-002, 28 Aug 2008  03:
L71134-13 - 1, Pb 220.353 r, 7425, 0.00000e+000, 4.98966e+002, -3.14713e-002, 28 Aug 2008  03:
L71134-13 - 1, Sb 206.833 r, -1619, 0.00000e+000, 7.17610e+002, -3.78087e-003, 28 Aug 2008  03
L71134-13 - 1, Sb 217.581 r, -411, 0.00000e+000, 1.01917e+003, 4.73528e-002, 28 Aug 2008  03:5
L71134-13 - 1, Sc 361.383 r, 70416, 0.00000e+000, 2.07290e+000, -6.28284e-003, 28 Aug 2008  03
L71134-13 - 1, Sc 357.253 r, 258506, 0.00000e+000, 2.82063e+000, -9.90304e-002, 28 Aug 2008  0
L71134-13 - 1, Se 196.090 r, -868, 0.00000e+000, 2.54369e+003, 2.84249e-002, 28 Aug 2008  03:5
L71134-13 - 1, Si 251.611 r, 492717, 0.00000e+000, 1.49981e+002, -1.38190e-002, 28 Aug 2008  0
L71134-13 - 1, Sn 189.991 r, 762, 0.00000e+000, 5.66762e+002, -1.60209e-002, 28 Aug 2008  03:5
L71134-13 - 1, Sr 421.552 r, 2554476, 0.00000e+000, 9.00594e-001, -7.90767e-003, 28 Aug 2008
L71134-13 - 1, Ti 337.280 r, 3224249, 0.00000e+000, 7.85247e+000, 9.69121e-003, 28 Aug 2008  0
L71134-13 - 1, Ti 334.941 r, 7492484, 0.00000e+000, 3.31074e+000, -8.97500e-003, 28 Aug 2008
L71134-13 - 1, Tl 190.864 r, -220, 0.00000e+000, 9.83599e+002, 1.53475e-002, 28 Aug 2008  03:5
L71134-13 - 1, V 292.401 r, 8857, 0.00000e+000, 1.55984e+001, -1.45949e-004, 28 Aug 2008  03:5
L71134-13 - 1, Zn 213.856 r, 61120, 0.00000e+000, 4.19204e+001, -1.78104e-002, 28 Aug 2008  03
L71134-13 - 1, Zn 206.200 r, 31605, 0.00000e+000, 7.73969e+001, -1.63201e-002, 28 Aug 2008  03
L71134-13 - 1, Y 371.030 r, 5923188, 0.00000e+000, 0.00000e+000, 1.00000e+000, 28 Aug 2008  03
L71134-13 - 2, Ag 328.068 r, -17403, 0.00000e+000, 3.19249e+001, -2.31932e-002, 28 Aug 2008  0
L71134-13 - 2, Al 396.152 r, 5578017, 0.00000e+000, 7.08588e+001, 4.14004e-003, 28 Aug 2008  0
L71134-13 - 2, As 189.042 r, 938, 0.00000e+000, 2.05208e+003, -3.63425e-002, 28 Aug 2008  03:5
L71134-13 - 2, B 249.677 r, -28736, 0.00000e+000, 7.45587e+001, -3.63850e-003, 28 Aug 2008  03
L71134-13 - 2, Ba 493.409 r, 1276736, 0.00000e+000, 2.84283e+000, -5.44497e-002, 28 Aug 2008
L71134-13 - 2, Be 234.861 r, 16628, 0.00000e+000, 3.15484e+000, 1.96812e-003, 28 Aug 2008  03:
L71134-13 - 2, Bi 223.061 r, -5626, 0.00000e+000, 6.74669e+002, 8.50815e-003, 28 Aug 2008  03:
L71134-13 - 2, Ca 315.887 r, 19421986, 0.00000e+000, 3.21996e+001, -2.55719e-001, 28 Aug 2008
L71134-13 - 2, Cd 214.441 r, 1242, 0.00000e+000, 4.30437e+001, -6.60155e-003, 28 Aug 2008  03:
L71134-13 - 2, Co 228.615 r, 2758, 0.00000e+000, 1.07168e+002, -6.77392e-003, 28 Aug 2008  03:
L71134-13 - 2, Cr 267.716 r, 3352, 0.00000e+000, 7.65680e+001, 1.28101e-003, 28 Aug 2008  03:5
L71134-13 - 2, Cr 205.552 r, 2903, 0.00000e+000, 1.02548e+002, -1.04563e-002, 28 Aug 2008  03:
L71134-13 - 2, Cu 324.754 r, 8789459, 0.00000e+000, 1.38194e+001, -2.38998e-002, 28 Aug 2008
L71134-13 - 2, Fe 240.489 r, 23946829, 0.00000e+000, 6.59719e+001, -2.17357e-002, 28 Aug 2008
L71134-13 - 2, Fe 259.940 r, 52301416, 0.00000e+000, 2.78901e+001, -2.47550e-002, 28 Aug 2008
L71134-13 - 2, Ga 294.364 r, -3893, 0.00000e+000, 5.67239e+002, 1.59893e-001, 28 Aug 2008  03:
L71134-13 - 2, K 766.491 r, 901375, 0.00000e+000, 1.46082e+002, -1.10028e-001, 28 Aug 2008  03
L71134-13 - 2, Li 670.784 r, 61057, 0.00000e+000, 1.00788e+001, -1.23665e-002, 28 Aug 2008  03
L71134-13 - 2, Mg 279.078 r, 598014, 0.00000e+000, 3.22604e+002, -1.22601e-001, 28 Aug 2008  0
```

```
L71134-13 - 2, Mn 257.610 r, 966699, 0.00000e+000, 1.00183e+001, -4.80395e-003, 28 Aug 2008  0
L71134-13 - 2, Mo 202.030 r, 460787, 0.00000e+000, 1.60688e+002, -1.13661e-002, 28 Aug 2008  0
L71134-13 - 2, Na 330.237 r, 5878, 0.00000e+000, 7.93835e+003, -1.59780e+001, 28 Aug 2008  03:
L71134-13 - 2, Na 589.592 r, 362378, 0.00000e+000, 5.34179e+001, -3.46719e-001, 28 Aug 2008  0
L71134-13 - 2, Ni 221.648 r, 13668, 0.00000e+000, 1.01651e+002, -9.88086e-004, 28 Aug 2008  03
L71134-13 - 2, Ni 231.604 r, -245, 0.00000e+000, 1.35686e+002, -1.44373e-002, 28 Aug 2008  03:
L71134-13 - 2, Pb 220.353 r, 7605, 0.00000e+000, 4.98966e+002, -3.14713e-002, 28 Aug 2008  03:
L71134-13 - 2, Sb 206.833 r, -1784, 0.00000e+000, 7.17610e+002, -3.78087e-003, 28 Aug 2008  03
L71134-13 - 2, Sb 217.581 r, -526, 0.00000e+000, 1.01917e+003, 4.73528e-002, 28 Aug 2008  03:5
L71134-13 - 2, Sc 361.383 r, 72685, 0.00000e+000, 2.07290e+000, -6.28284e-003, 28 Aug 2008  03
L71134-13 - 2, Sc 357.253 r, 259531, 0.00000e+000, 2.82063e+000, -9.90304e-002, 28 Aug 2008  0
L71134-13 - 2, Se 196.090 r, -795, 0.00000e+000, 2.54369e+003, 2.84249e-002, 28 Aug 2008  03:5
L71134-13 - 2, Si 251.611 r, 499835, 0.00000e+000, 1.49981e+002, -1.38190e-002, 28 Aug 2008  0
L71134-13 - 2, Sn 189.991 r, 752, 0.00000e+000, 5.66762e+002, -1.60209e-002, 28 Aug 2008  03:5
L71134-13 - 2, Sr 421.552 r, 2595890, 0.00000e+000, 9.00594e-001, -7.90767e-003, 28 Aug 2008
L71134-13 - 2, Ti 337.280 r, 3278431, 0.00000e+000, 7.85247e+000, 9.69121e-003, 28 Aug 2008  0
L71134-13 - 2, Ti 334.941 r, 7605176, 0.00000e+000, 3.31074e+000, -8.97500e-003, 28 Aug 2008
L71134-13 - 2, Tl 190.864 r, -356, 0.00000e+000, 9.83599e+002, 1.53475e-002, 28 Aug 2008  03:5
L71134-13 - 2, V 292.401 r, 8450, 0.00000e+000, 1.55984e+001, -1.45949e-004, 28 Aug 2008  03:5
L71134-13 - 2, Zn 213.856 r, 61609, 0.00000e+000, 4.19204e+001, -1.78104e-002, 28 Aug 2008  03
L71134-13 - 2, Zn 206.200 r, 31793, 0.00000e+000, 7.73969e+001, -1.63201e-002, 28 Aug 2008  03
L71134-13 - 2, Y 371.030 r, 5977815, 0.00000e+000, 0.00000e+000, 1.00000e+000, 28 Aug 2008  03
L71134-14 - 1, Ag 328.068 r, -21088, 0.00000e+000, 3.19249e+001, -2.31932e-002, 28 Aug 2008  0
L71134-14 - 1, Al 396.152 r, 4757667, 0.00000e+000, 7.08588e+001, 4.14004e-003, 28 Aug 2008  0
L71134-14 - 1, As 189.042 r, 325, 0.00000e+000, 2.05208e+003, -3.63425e-002, 28 Aug 2008  04:0
L71134-14 - 1, B 249.677 r, -31377, 0.00000e+000, 7.45587e+001, -3.63850e-003, 28 Aug 2008  04
L71134-14 - 1, Ba 493.409 r, 1088420, 0.00000e+000, 2.84283e+000, -5.44497e-002, 28 Aug 2008
L71134-14 - 1, Be 234.861 r, 17147, 0.00000e+000, 3.15484e+000, 1.96812e-003, 28 Aug 2008  04:
L71134-14 - 1, Bi 223.061 r, -10199, 0.00000e+000, 6.74669e+002, 8.50815e-003, 28 Aug 2008  04
L71134-14 - 1, Ca 315.887 r, 17778218, 0.00000e+000, 3.21996e+001, -2.55719e-001, 28 Aug 2008
L71134-14 - 1, Cd 214.441 r, 1407, 0.00000e+000, 4.30437e+001, -6.60155e-003, 28 Aug 2008  04:
L71134-14 - 1, Co 228.615 r, 3695, 0.00000e+000, 1.07168e+002, -6.77392e-003, 28 Aug 2008  04:
L71134-14 - 1, Cr 267.716 r, 1404, 0.00000e+000, 7.65680e+001, 1.28101e-003, 28 Aug 2008  04:0
L71134-14 - 1, Cr 205.552 r, 826, 0.00000e+000, 1.02548e+002, -1.04563e-002, 28 Aug 2008  04:0
L71134-14 - 1, Cu 324.754 r, 7621511, 0.00000e+000, 1.38194e+001, -2.38998e-002, 28 Aug 2008
L71134-14 - 1, Fe 240.489 r, 26874906, 0.00000e+000, 6.59719e+001, -2.17357e-002, 28 Aug 2008
L71134-14 - 1, Fe 259.940 r, 58182743, 0.00000e+000, 2.78901e+001, -2.47550e-002, 28 Aug 2008
L71134-14 - 1, Ga 294.364 r, -1133, 0.00000e+000, 5.67239e+002, 1.59893e-001, 28 Aug 2008  04:
L71134-14 - 1, K 766.491 r, 1201165, 0.00000e+000, 1.46082e+002, -1.10028e-001, 28 Aug 2008  0
L71134-14 - 1, Li 670.784 r, 64516, 0.00000e+000, 1.00788e+001, -1.23665e-002, 28 Aug 2008  04
L71134-14 - 1, Mg 279.078 r, 693675, 0.00000e+000, 3.22604e+002, -1.22601e-001, 28 Aug 2008  0
L71134-14 - 1, Mn 257.610 r, 1091708, 0.00000e+000, 1.00183e+001, -4.80395e-003, 28 Aug 2008
L71134-14 - 1, Mo 202.030 r, 115784, 0.00000e+000, 1.60688e+002, -1.13661e-002, 28 Aug 2008  0
L71134-14 - 1, Na 330.237 r, 7986, 0.00000e+000, 7.93835e+003, -1.59780e+001, 28 Aug 2008  04:
L71134-14 - 1, Na 589.592 r, 929522, 0.00000e+000, 5.34179e+001, -3.46719e-001, 28 Aug 2008  0
L71134-14 - 1, Ni 221.648 r, 12288, 0.00000e+000, 1.01651e+002, -9.88086e-004, 28 Aug 2008  04
L71134-14 - 1, Ni 231.604 r, 575, 0.00000e+000, 1.35686e+002, -1.44373e-002, 28 Aug 2008  04:0
L71134-14 - 1, Pb 220.353 r, 18220, 0.00000e+000, 4.98966e+002, -3.14713e-002, 28 Aug 2008  04
L71134-14 - 1, Sb 206.833 r, -314, 0.00000e+000, 7.17610e+002, -3.78087e-003, 28 Aug 2008  04:
L71134-14 - 1, Sb 217.581 r, -167, 0.00000e+000, 1.01917e+003, 4.73528e-002, 28 Aug 2008  04:0
L71134-14 - 1, Sc 361.383 r, 73636, 0.00000e+000, 2.07290e+000, -6.28284e-003, 28 Aug 2008  04
L71134-14 - 1, Sc 357.253 r, 257027, 0.00000e+000, 2.82063e+000, -9.90304e-002, 28 Aug 2008  0
L71134-14 - 1, Se 196.090 r, -887, 0.00000e+000, 2.54369e+003, 2.84249e-002, 28 Aug 2008  04:0
L71134-14 - 1, Si 251.611 r, 453938, 0.00000e+000, 1.49981e+002, -1.38190e-002, 28 Aug 2008  0
L71134-14 - 1, Sn 189.991 r, 825, 0.00000e+000, 5.66762e+002, -1.60209e-002, 28 Aug 2008  04:0
L71134-14 - 1, Sr 421.552 r, 2939458, 0.00000e+000, 9.00594e-001, -7.90767e-003, 28 Aug 2008
L71134-14 - 1, Ti 337.280 r, 5573361, 0.00000e+000, 7.85247e+000, 9.69121e-003, 28 Aug 2008  0
L71134-14 - 1, Ti 334.941 r, 12930648, 0.00000e+000, 3.31074e+000, -8.97500e-003, 28 Aug 2008
L71134-14 - 1, Tl 190.864 r, -527, 0.00000e+000, 9.83599e+002, 1.53475e-002, 28 Aug 2008  04:0
L71134-14 - 1, V 292.401 r, 116459, 0.00000e+000, 1.55984e+001, -1.45949e-004, 28 Aug 2008  04
```

```
L71134-14 - 1, Zn 213.856 r, 61518, 0.00000e+000, 4.19204e+001, -1.78104e-002, 28 Aug 2008  04
L71134-14 - 1, Zn 206.200 r, 32050, 0.00000e+000, 7.73969e+001, -1.63201e-002, 28 Aug 2008  04
L71134-14 - 1, Y 371.030 r, 5907946, 0.00000e+000, 0.00000e+000, 1.00000e+000, 28 Aug 2008  04
L71134-14 - 2, Ag 328.068 r, -20957, 0.00000e+000, 3.19249e+001, -2.31932e-002, 28 Aug 2008  0
L71134-14 - 2, Al 396.152 r, 4808256, 0.00000e+000, 7.08588e+001, 4.14004e-003, 28 Aug 2008  0
L71134-14 - 2, As 189.042 r, 565, 0.00000e+000, 2.05208e+003, -3.63425e-002, 28 Aug 2008  04:0
L71134-14 - 2, B 249.677 r, -31439, 0.00000e+000, 7.45587e+001, -3.63850e-003, 28 Aug 2008  04
L71134-14 - 2, Ba 493.409 r, 1097316, 0.00000e+000, 2.84283e+000, -5.44497e-002, 28 Aug 2008
L71134-14 - 2, Be 234.861 r, 17199, 0.00000e+000, 3.15484e+000, 1.96812e-003, 28 Aug 2008  04:
L71134-14 - 2, Bi 223.061 r, -9988, 0.00000e+000, 6.74669e+002, 8.50815e-003, 28 Aug 2008  04:
L71134-14 - 2, Ca 315.887 r, 17823344, 0.00000e+000, 3.21996e+001, -2.55719e-001, 28 Aug 2008
L71134-14 - 2, Cd 214.441 r, 1704, 0.00000e+000, 4.30437e+001, -6.60155e-003, 28 Aug 2008  04:
L71134-14 - 2, Co 228.615 r, 3805, 0.00000e+000, 1.07168e+002, -6.77392e-003, 28 Aug 2008  04:
L71134-14 - 2, Cr 267.716 r, 1722, 0.00000e+000, 7.65680e+001, 1.28101e-003, 28 Aug 2008  04:0
L71134-14 - 2, Cr 205.552 r, 894, 0.00000e+000, 1.02548e+002, -1.04563e-002, 28 Aug 2008  04:0
L71134-14 - 2, Cu 324.754 r, 7712483, 0.00000e+000, 1.38194e+001, -2.38998e-002, 28 Aug 2008
L71134-14 - 2, Fe 240.489 r, 26994310, 0.00000e+000, 6.59719e+001, -2.17357e-002, 28 Aug 2008
L71134-14 - 2, Fe 259.940 r, 58498844, 0.00000e+000, 2.78901e+001, -2.47550e-002, 28 Aug 2008
L71134-14 - 2, Ga 294.364 r, -1308, 0.00000e+000, 5.67239e+002, 1.59893e-001, 28 Aug 2008  04:
L71134-14 - 2, K 766.491 r, 1212302, 0.00000e+000, 1.46082e+002, -1.10028e-001, 28 Aug 2008  0
L71134-14 - 2, Li 670.784 r, 65404, 0.00000e+000, 1.00788e+001, -1.23665e-002, 28 Aug 2008  04
L71134-14 - 2, Mg 279.078 r, 693768, 0.00000e+000, 3.22604e+002, -1.22601e-001, 28 Aug 2008  0
L71134-14 - 2, Mn 257.610 r, 1101849, 0.00000e+000, 1.00183e+001, -4.80395e-003, 28 Aug 2008
L71134-14 - 2, Mo 202.030 r, 116364, 0.00000e+000, 1.60688e+002, -1.13661e-002, 28 Aug 2008  0
L71134-14 - 2, Na 330.237 r, 7969, 0.00000e+000, 7.93835e+003, -1.59780e+001, 28 Aug 2008  04:
L71134-14 - 2, Na 589.592 r, 938069, 0.00000e+000, 5.34179e+001, -3.46719e-001, 28 Aug 2008  0
L71134-14 - 2, Ni 221.648 r, 12574, 0.00000e+000, 1.01651e+002, -9.88086e-004, 28 Aug 2008  04
L71134-14 - 2, Ni 231.604 r, 396, 0.00000e+000, 1.35686e+002, -1.44373e-002, 28 Aug 2008  04:0
L71134-14 - 2, Pb 220.353 r, 18419, 0.00000e+000, 4.98966e+002, -3.14713e-002, 28 Aug 2008  04
L71134-14 - 2, Sb 206.833 r, -319, 0.00000e+000, 7.17610e+002, -3.78087e-003, 28 Aug 2008  04:
L71134-14 - 2, Sb 217.581 r, -302, 0.00000e+000, 1.01917e+003, 4.73528e-002, 28 Aug 2008  04:0
L71134-14 - 2, Sc 361.383 r, 74145, 0.00000e+000, 2.07290e+000, -6.28284e-003, 28 Aug 2008  04
L71134-14 - 2, Sc 357.253 r, 257501, 0.00000e+000, 2.82063e+000, -9.90304e-002, 28 Aug 2008  0
L71134-14 - 2, Se 196.090 r, -1059, 0.00000e+000, 2.54369e+003, 2.84249e-002, 28 Aug 2008  04:
L71134-14 - 2, Si 251.611 r, 457787, 0.00000e+000, 1.49981e+002, -1.38190e-002, 28 Aug 2008  0
L71134-14 - 2, Sn 189.991 r, 916, 0.00000e+000, 5.66762e+002, -1.60209e-002, 28 Aug 2008  04:0
L71134-14 - 2, Sr 421.552 r, 2967122, 0.00000e+000, 9.00594e-001, -7.90767e-003, 28 Aug 2008
L71134-14 - 2, Ti 337.280 r, 5644833, 0.00000e+000, 7.85247e+000, 9.69121e-003, 28 Aug 2008  0
L71134-14 - 2, Ti 334.941 r, 13132532, 0.00000e+000, 3.31074e+000, -8.97500e-003, 28 Aug 2008
L71134-14 - 2, Tl 190.864 r, -381, 0.00000e+000, 9.83599e+002, 1.53475e-002, 28 Aug 2008  04:0
L71134-14 - 2, V 292.401 r, 117013, 0.00000e+000, 1.55984e+001, -1.45949e-004, 28 Aug 2008  04
L71134-14 - 2, Zn 213.856 r, 61853, 0.00000e+000, 4.19204e+001, -1.78104e-002, 28 Aug 2008  04
L71134-14 - 2, Zn 206.200 r, 31863, 0.00000e+000, 7.73969e+001, -1.63201e-002, 28 Aug 2008  04
L71134-14 - 2, Y 371.030 r, 5974540, 0.00000e+000, 0.00000e+000, 1.00000e+000, 28 Aug 2008  04
L71134-15 - 1, Ag 328.068 r, -22394, 0.00000e+000, 3.19249e+001, -2.31932e-002, 28 Aug 2008  0
L71134-15 - 1, Al 396.152 r, 4816781, 0.00000e+000, 7.08588e+001, 4.14004e-003, 28 Aug 2008  0
L71134-15 - 1, As 189.042 r, 505, 0.00000e+000, 2.05208e+003, -3.63425e-002, 28 Aug 2008  04:0
L71134-15 - 1, B 249.677 r, -30620, 0.00000e+000, 7.45587e+001, -3.63850e-003, 28 Aug 2008  04
L71134-15 - 1, Ba 493.409 r, 1538536, 0.00000e+000, 2.84283e+000, -5.44497e-002, 28 Aug 2008
L71134-15 - 1, Be 234.861 r, 17194, 0.00000e+000, 3.15484e+000, 1.96812e-003, 28 Aug 2008  04:
L71134-15 - 1, Bi 223.061 r, -9613, 0.00000e+000, 6.74669e+002, 8.50815e-003, 28 Aug 2008  04:
L71134-15 - 1, Ca 315.887 r, 17551461, 0.00000e+000, 3.21996e+001, -2.55719e-001, 28 Aug 2008
L71134-15 - 1, Cd 214.441 r, 1697, 0.00000e+000, 4.30437e+001, -6.60155e-003, 28 Aug 2008  04:
L71134-15 - 1, Co 228.615 r, 3794, 0.00000e+000, 1.07168e+002, -6.77392e-003, 28 Aug 2008  04:
L71134-15 - 1, Cr 267.716 r, 2331, 0.00000e+000, 7.65680e+001, 1.28101e-003, 28 Aug 2008  04:0
L71134-15 - 1, Cr 205.552 r, 1510, 0.00000e+000, 1.02548e+002, -1.04563e-002, 28 Aug 2008  04:
L71134-15 - 1, Cu 324.754 r, 6060340, 0.00000e+000, 1.38194e+001, -2.38998e-002, 28 Aug 2008
L71134-15 - 1, Fe 240.489 r, 26496088, 0.00000e+000, 6.59719e+001, -2.17357e-002, 28 Aug 2008
L71134-15 - 1, Fe 259.940 r, 57673950, 0.00000e+000, 2.78901e+001, -2.47550e-002, 28 Aug 2008
L71134-15 - 1, Ga 294.364 r, -1223, 0.00000e+000, 5.67239e+002, 1.59893e-001, 28 Aug 2008  04:
```

```
L71134-15 - 1, K 766.491 r, 1184307, 0.00000e+000, 1.46082e+002, -1.10028e-001, 28 Aug 2008  0
L71134-15 - 1, Li 670.784 r, 66515, 0.00000e+000, 1.00788e+001, -1.23665e-002, 28 Aug 2008  04
L71134-15 - 1, Mg 279.078 r, 676678, 0.00000e+000, 3.22604e+002, -1.22601e-001, 28 Aug 2008  0
L71134-15 - 1, Mn 257.610 r, 1111137, 0.00000e+000, 1.00183e+001, -4.80395e-003, 28 Aug 2008
L71134-15 - 1, Mo 202.030 r, 125121, 0.00000e+000, 1.60688e+002, -1.13661e-002, 28 Aug 2008  0
L71134-15 - 1, Na 330.237 r, 9290, 0.00000e+000, 7.93835e+003, -1.59780e+001, 28 Aug 2008  04:
L71134-15 - 1, Na 589.592 r, 888603, 0.00000e+000, 5.34179e+001, -3.46719e-001, 28 Aug 2008  0
L71134-15 - 1, Ni 221.648 r, 13449, 0.00000e+000, 1.01651e+002, -9.88086e-004, 28 Aug 2008  04
L71134-15 - 1, Ni 231.604 r, 816, 0.00000e+000, 1.35686e+002, -1.44373e-002, 28 Aug 2008  04:0
L71134-15 - 1, Pb 220.353 r, 7045, 0.00000e+000, 4.98966e+002, -3.14713e-002, 28 Aug 2008  04:
L71134-15 - 1, Sb 206.833 r, -239, 0.00000e+000, 7.17610e+002, -3.78087e-003, 28 Aug 2008  04:
L71134-15 - 1, Sb 217.581 r, -129, 0.00000e+000, 1.01917e+003, 4.73528e-002, 28 Aug 2008  04:0
L71134-15 - 1, Sc 361.383 r, 69048, 0.00000e+000, 2.07290e+000, -6.28284e-003, 28 Aug 2008  04
L71134-15 - 1, Sc 357.253 r, 254725, 0.00000e+000, 2.82063e+000, -9.90304e-002, 28 Aug 2008  0
L71134-15 - 1, Se 196.090 r, -987, 0.00000e+000, 2.54369e+003, 2.84249e-002, 28 Aug 2008  04:0
L71134-15 - 1, Si 251.611 r, 482476, 0.00000e+000, 1.49981e+002, -1.38190e-002, 28 Aug 2008  0
L71134-15 - 1, Sn 189.991 r, 846, 0.00000e+000, 5.66762e+002, -1.60209e-002, 28 Aug 2008  04:0
L71134-15 - 1, Sr 421.552 r, 3022892, 0.00000e+000, 9.00594e-001, -7.90767e-003, 28 Aug 2008
L71134-15 - 1, Ti 337.280 r, 5120682, 0.00000e+000, 7.85247e+000, 9.69121e-003, 28 Aug 2008  0
L71134-15 - 1, Ti 334.941 r, 11864491, 0.00000e+000, 3.31074e+000, -8.97500e-003, 28 Aug 2008
L71134-15 - 1, Tl 190.864 r, -420, 0.00000e+000, 9.83599e+002, 1.53475e-002, 28 Aug 2008  04:0
L71134-15 - 1, V 292.401 r, 104980, 0.00000e+000, 1.55984e+001, -1.45949e-004, 28 Aug 2008  04
L71134-15 - 1, Zn 213.856 r, 65755, 0.00000e+000, 4.19204e+001, -1.78104e-002, 28 Aug 2008  04
L71134-15 - 1, Zn 206.200 r, 34510, 0.00000e+000, 7.73969e+001, -1.63201e-002, 28 Aug 2008  04
L71134-15 - 1, Y 371.030 r, 5923086, 0.00000e+000, 0.00000e+000, 1.00000e+000, 28 Aug 2008  04
L71134-15 - 2, Ag 328.068 r, -22676, 0.00000e+000, 3.19249e+001, -2.31932e-002, 28 Aug 2008  0
L71134-15 - 2, Al 396.152 r, 4872963, 0.00000e+000, 7.08588e+001, 4.14004e-003, 28 Aug 2008  0
L71134-15 - 2, As 189.042 r, 389, 0.00000e+000, 2.05208e+003, -3.63425e-002, 28 Aug 2008  04:0
L71134-15 - 2, B 249.677 r, -31258, 0.00000e+000, 7.45587e+001, -3.63850e-003, 28 Aug 2008  04
L71134-15 - 2, Ba 493.409 r, 1558707, 0.00000e+000, 2.84283e+000, -5.44497e-002, 28 Aug 2008
L71134-15 - 2, Be 234.861 r, 16772, 0.00000e+000, 3.15484e+000, 1.96812e-003, 28 Aug 2008  04:
L71134-15 - 2, Bi 223.061 r, -9807, 0.00000e+000, 6.74669e+002, 8.50815e-003, 28 Aug 2008  04:
L71134-15 - 2, Ca 315.887 r, 17559137, 0.00000e+000, 3.21996e+001, -2.55719e-001, 28 Aug 2008
L71134-15 - 2, Cd 214.441 r, 1674, 0.00000e+000, 4.30437e+001, -6.60155e-003, 28 Aug 2008  04:
L71134-15 - 2, Co 228.615 r, 3964, 0.00000e+000, 1.07168e+002, -6.77392e-003, 28 Aug 2008  04:
L71134-15 - 2, Cr 267.716 r, 2423, 0.00000e+000, 7.65680e+001, 1.28101e-003, 28 Aug 2008  04:0
L71134-15 - 2, Cr 205.552 r, 1317, 0.00000e+000, 1.02548e+002, -1.04563e-002, 28 Aug 2008  04:
L71134-15 - 2, Cu 324.754 r, 6127729, 0.00000e+000, 1.38194e+001, -2.38998e-002, 28 Aug 2008
L71134-15 - 2, Fe 240.489 r, 26632399, 0.00000e+000, 6.59719e+001, -2.17357e-002, 28 Aug 2008
L71134-15 - 2, Fe 259.940 r, 57933080, 0.00000e+000, 2.78901e+001, -2.47550e-002, 28 Aug 2008
L71134-15 - 2, Ga 294.364 r, -1246, 0.00000e+000, 5.67239e+002, 1.59893e-001, 28 Aug 2008  04:
L71134-15 - 2, K 766.491 r, 1183532, 0.00000e+000, 1.46082e+002, -1.10028e-001, 28 Aug 2008  0
L71134-15 - 2, Li 670.784 r, 65678, 0.00000e+000, 1.00788e+001, -1.23665e-002, 28 Aug 2008  04
L71134-15 - 2, Mg 279.078 r, 679830, 0.00000e+000, 3.22604e+002, -1.22601e-001, 28 Aug 2008  0
L71134-15 - 2, Mn 257.610 r, 1114386, 0.00000e+000, 1.00183e+001, -4.80395e-003, 28 Aug 2008
L71134-15 - 2, Mo 202.030 r, 126138, 0.00000e+000, 1.60688e+002, -1.13661e-002, 28 Aug 2008  0
L71134-15 - 2, Na 330.237 r, 8163, 0.00000e+000, 7.93835e+003, -1.59780e+001, 28 Aug 2008  04:
L71134-15 - 2, Na 589.592 r, 890404, 0.00000e+000, 5.34179e+001, -3.46719e-001, 28 Aug 2008  0
L71134-15 - 2, Ni 221.648 r, 13070, 0.00000e+000, 1.01651e+002, -9.88086e-004, 28 Aug 2008  04
L71134-15 - 2, Ni 231.604 r, 393, 0.00000e+000, 1.35686e+002, -1.44373e-002, 28 Aug 2008  04:0
L71134-15 - 2, Pb 220.353 r, 6804, 0.00000e+000, 4.98966e+002, -3.14713e-002, 28 Aug 2008  04:
L71134-15 - 2, Sb 206.833 r, -97, 0.00000e+000, 7.17610e+002, -3.78087e-003, 28 Aug 2008  04:0
L71134-15 - 2, Sb 217.581 r, -216, 0.00000e+000, 1.01917e+003, 4.73528e-002, 28 Aug 2008  04:0
L71134-15 - 2, Sc 361.383 r, 70455, 0.00000e+000, 2.07290e+000, -6.28284e-003, 28 Aug 2008  04
L71134-15 - 2, Sc 357.253 r, 254263, 0.00000e+000, 2.82063e+000, -9.90304e-002, 28 Aug 2008  0
L71134-15 - 2, Se 196.090 r, -976, 0.00000e+000, 2.54369e+003, 2.84249e-002, 28 Aug 2008  04:0
L71134-15 - 2, Si 251.611 r, 485303, 0.00000e+000, 1.49981e+002, -1.38190e-002, 28 Aug 2008  0
L71134-15 - 2, Sn 189.991 r, 733, 0.00000e+000, 5.66762e+002, -1.60209e-002, 28 Aug 2008  04:0
L71134-15 - 2, Sr 421.552 r, 3047940, 0.00000e+000, 9.00594e-001, -7.90767e-003, 28 Aug 2008
L71134-15 - 2, Ti 337.280 r, 5163153, 0.00000e+000, 7.85247e+000, 9.69121e-003, 28 Aug 2008  0
```

```
L71134-15 - 2, Ti 334.941 r, 11959433, 0.00000e+000, 3.31074e+000, -8.97500e-003, 28 Aug 2008
L71134-15 - 2, Tl 190.864 r, -423, 0.00000e+000, 9.83599e+002, 1.53475e-002, 28 Aug 2008  04:0
L71134-15 - 2, V 292.401 r, 107021, 0.00000e+000, 1.55984e+001, -1.45949e-004, 28 Aug 2008  04
L71134-15 - 2, Zn 213.856 r, 66154, 0.00000e+000, 4.19204e+001, -1.78104e-002, 28 Aug 2008  04
L71134-15 - 2, Zn 206.200 r, 34824, 0.00000e+000, 7.73969e+001, -1.63201e-002, 28 Aug 2008  04
L71134-15 - 2, Y 371.030 r, 5924848, 0.00000e+000, 0.00000e+000, 1.00000e+000, 28 Aug 2008  04
L71134-16 - 1, Ag 328.068 r, -53596, 0.00000e+000, 3.19249e+001, -2.31932e-002, 28 Aug 2008  0
L71134-16 - 1, Al 396.152 r, 9644815, 0.00000e+000, 7.08588e+001, 4.14004e-003, 28 Aug 2008  0
L71134-16 - 1, As 189.042 r, 4219, 0.00000e+000, 2.05208e+003, -3.63425e-002, 28 Aug 2008  04:
L71134-16 - 1, B 249.677 r, -85434, 0.00000e+000, 7.45587e+001, -3.63850e-003, 28 Aug 2008  04
L71134-16 - 1, Ba 493.409 r, 3171840, 0.00000e+000, 2.84283e+000, -5.44497e-002, 28 Aug 2008
L71134-16 - 1, Be 234.861 r, 48533, 0.00000e+000, 3.15484e+000, 1.96812e-003, 28 Aug 2008  04:
L71134-16 - 1, Bi 223.061 r, -9249, 0.00000e+000, 6.74669e+002, 8.50815e-003, 28 Aug 2008  04:
L71134-16 - 1, Ca 315.887 r, 17419776, 0.00000e+000, 3.21996e+001, -2.55719e-001, 28 Aug 2008
L71134-16 - 1, Cd 214.441 r, 12363, 0.00000e+000, 4.30437e+001, -6.60155e-003, 28 Aug 2008  04
L71134-16 - 1, Co 228.615 r, 20367, 0.00000e+000, 1.07168e+002, -6.77392e-003, 28 Aug 2008  04
L71134-16 - 1, Cr 267.716 r, 26769, 0.00000e+000, 7.65680e+001, 1.28101e-003, 28 Aug 2008  04:
L71134-16 - 1, Cr 205.552 r, 22965, 0.00000e+000, 1.02548e+002, -1.04563e-002, 28 Aug 2008  04
L71134-16 - 1, Cu 324.754 r, 93630358, 0.00000e+000, 1.38194e+001, -2.38998e-002, 28 Aug 2008
L71134-16 - 1, Fe 240.489 r, 64042817, 0.00000e+000, 6.59719e+001, -2.17357e-002, 28 Aug 2008
L71134-16 - 1, Fe 259.940 r, 123503835, 0.00000e+000, 2.78901e+001, -2.47550e-002, 28 Aug 2008
L71134-16 - 1, Ga 294.364 r, -19096, 0.00000e+000, 5.67239e+002, 1.59893e-001, 28 Aug 2008  04
L71134-16 - 1, K 766.491 r, 936835, 0.00000e+000, 1.46082e+002, -1.10028e-001, 28 Aug 2008  04
L71134-16 - 1, Li 670.784 r, 83412, 0.00000e+000, 1.00788e+001, -1.23665e-002, 28 Aug 2008  04
L71134-16 - 1, Mg 279.078 r, 895597, 0.00000e+000, 3.22604e+002, -1.22601e-001, 28 Aug 2008  0
L71134-16 - 1, Mn 257.610 r, 5338925, 0.00000e+000, 1.00183e+001, -4.80395e-003, 28 Aug 2008
L71134-16 - 1, Mo 202.030 r, 2328270, 0.00000e+000, 1.60688e+002, -1.13661e-002, 28 Aug 2008
L71134-16 - 1, Na 330.237 r, 67060, 0.00000e+000, 7.93835e+003, -1.59780e+001, 28 Aug 2008  04
L71134-16 - 1, Na 589.592 r, 369389, 0.00000e+000, 5.34179e+001, -3.46719e-001, 28 Aug 2008  0
L71134-16 - 1, Ni 221.648 r, 40017, 0.00000e+000, 1.01651e+002, -9.88086e-004, 28 Aug 2008  04
L71134-16 - 1, Ni 231.604 r, 11760, 0.00000e+000, 1.35686e+002, -1.44373e-002, 28 Aug 2008  04
L71134-16 - 1, Pb 220.353 r, 93628, 0.00000e+000, 4.98966e+002, -3.14713e-002, 28 Aug 2008  04
L71134-16 - 1, Sb 206.833 r, -8347, 0.00000e+000, 7.17610e+002, -3.78087e-003, 28 Aug 2008  04
L71134-16 - 1, Sb 217.581 r, -885, 0.00000e+000, 1.01917e+003, 4.73528e-002, 28 Aug 2008  04:0
L71134-16 - 1, Sc 361.383 r, 42175, 0.00000e+000, 2.07290e+000, -6.28284e-003, 28 Aug 2008  04
L71134-16 - 1, Sc 357.253 r, 264795, 0.00000e+000, 2.82063e+000, -9.90304e-002, 28 Aug 2008  0
L71134-16 - 1, Se 196.090 r, -2594, 0.00000e+000, 2.54369e+003, 2.84249e-002, 28 Aug 2008  04:
L71134-16 - 1, Si 251.611 r, 616589, 0.00000e+000, 1.49981e+002, -1.38190e-002, 28 Aug 2008  0
L71134-16 - 1, Sn 189.991 r, 10218, 0.00000e+000, 5.66762e+002, -1.60209e-002, 28 Aug 2008  04
L71134-16 - 1, Sr 421.552 r, 2983508, 0.00000e+000, 9.00594e-001, -7.90767e-003, 28 Aug 2008
L71134-16 - 1, Ti 337.280 r, 4799554, 0.00000e+000, 7.85247e+000, 9.69121e-003, 28 Aug 2008  0
L71134-16 - 1, Ti 334.941 r, 11148554, 0.00000e+000, 3.31074e+000, -8.97500e-003, 28 Aug 2008
L71134-16 - 1, Tl 190.864 r, -194, 0.00000e+000, 9.83599e+002, 1.53475e-002, 28 Aug 2008  04:0
L71134-16 - 1, V 292.401 r, -391714, 0.00000e+000, 1.55984e+001, -1.45949e-004, 28 Aug 2008  0
L71134-16 - 1, Zn 213.856 r, 2180000, 0.00000e+000, 4.19204e+001, -1.78104e-002, 28 Aug 2008
L71134-16 - 1, Zn 206.200 r, 1165704, 0.00000e+000, 7.73969e+001, -1.63201e-002, 28 Aug 2008
L71134-16 - 1, Y 371.030 r, 5878970, 0.00000e+000, 0.00000e+000, 1.00000e+000, 28 Aug 2008  04
L71134-16 - 2, Ag 328.068 r, -54818, 0.00000e+000, 3.19249e+001, -2.31932e-002, 28 Aug 2008  0
L71134-16 - 2, Al 396.152 r, 9792275, 0.00000e+000, 7.08588e+001, 4.14004e-003, 28 Aug 2008  0
L71134-16 - 2, As 189.042 r, 4276, 0.00000e+000, 2.05208e+003, -3.63425e-002, 28 Aug 2008  04:
L71134-16 - 2, B 249.677 r, -87094, 0.00000e+000, 7.45587e+001, -3.63850e-003, 28 Aug 2008  04
L71134-16 - 2, Ba 493.409 r, 3219797, 0.00000e+000, 2.84283e+000, -5.44497e-002, 28 Aug 2008
L71134-16 - 2, Be 234.861 r, 48247, 0.00000e+000, 3.15484e+000, 1.96812e-003, 28 Aug 2008  04:
L71134-16 - 2, Bi 223.061 r, -9767, 0.00000e+000, 6.74669e+002, 8.50815e-003, 28 Aug 2008  04:
L71134-16 - 2, Ca 315.887 r, 17536840, 0.00000e+000, 3.21996e+001, -2.55719e-001, 28 Aug 2008
L71134-16 - 2, Cd 214.441 r, 12565, 0.00000e+000, 4.30437e+001, -6.60155e-003, 28 Aug 2008  04
L71134-16 - 2, Co 228.615 r, 20874, 0.00000e+000, 1.07168e+002, -6.77392e-003, 28 Aug 2008  04
L71134-16 - 2, Cr 267.716 r, 26761, 0.00000e+000, 7.65680e+001, 1.28101e-003, 28 Aug 2008  04:
L71134-16 - 2, Cr 205.552 r, 23215, 0.00000e+000, 1.02548e+002, -1.04563e-002, 28 Aug 2008  04
L71134-16 - 2, Cu 324.754 r, 94777694, 0.00000e+000, 1.38194e+001, -2.38998e-002, 28 Aug 2008
```

```
L71134-16 - 2, Fe 240.489 r, 64559650, 0.00000e+000, 6.59719e+001, -2.17357e-002, 28 Aug 2008
L71134-16 - 2, Fe 259.940 r, 125693924, 0.00000e+000, 2.78901e+001, -2.47550e-002, 28 Aug 2008
L71134-16 - 2, Ga 294.364 r, -18752, 0.00000e+000, 5.67239e+002, 1.59893e-001, 28 Aug 2008  04
L71134-16 - 2, K 766.491 r, 944375, 0.00000e+000, 1.46082e+002, -1.10028e-001, 28 Aug 2008  04
L71134-16 - 2, Li 670.784 r, 82699, 0.00000e+000, 1.00788e+001, -1.23665e-002, 28 Aug 2008  04
L71134-16 - 2, Mg 279.078 r, 906713, 0.00000e+000, 3.22604e+002, -1.22601e-001, 28 Aug 2008  0
L71134-16 - 2, Mn 257.610 r, 5417635, 0.00000e+000, 1.00183e+001, -4.80395e-003, 28 Aug 2008
L71134-16 - 2, Mo 202.030 r, 2373794, 0.00000e+000, 1.60688e+002, -1.13661e-002, 28 Aug 2008
L71134-16 - 2, Na 330.237 r, 67920, 0.00000e+000, 7.93835e+003, -1.59780e+001, 28 Aug 2008  04
L71134-16 - 2, Na 589.592 r, 369094, 0.00000e+000, 5.34179e+001, -3.46719e-001, 28 Aug 2008  0
L71134-16 - 2, Ni 221.648 r, 40252, 0.00000e+000, 1.01651e+002, -9.88086e-004, 28 Aug 2008  04
L71134-16 - 2, Ni 231.604 r, 11393, 0.00000e+000, 1.35686e+002, -1.44373e-002, 28 Aug 2008  04
L71134-16 - 2, Pb 220.353 r, 93931, 0.00000e+000, 4.98966e+002, -3.14713e-002, 28 Aug 2008  04
L71134-16 - 2, Sb 206.833 r, -8367, 0.00000e+000, 7.17610e+002, -3.78087e-003, 28 Aug 2008  04
L71134-16 - 2, Sb 217.581 r, -828, 0.00000e+000, 1.01917e+003, 4.73528e-002, 28 Aug 2008  04:0
L71134-16 - 2, Sc 361.383 r, 42021, 0.00000e+000, 2.07290e+000, -6.28284e-003, 28 Aug 2008  04
L71134-16 - 2, Sc 357.253 r, 264185, 0.00000e+000, 2.82063e+000, -9.90304e-002, 28 Aug 2008  0
L71134-16 - 2, Se 196.090 r, -2480, 0.00000e+000, 2.54369e+003, 2.84249e-002, 28 Aug 2008  04:
L71134-16 - 2, Si 251.611 r, 622797, 0.00000e+000, 1.49981e+002, -1.38190e-002, 28 Aug 2008  0
L71134-16 - 2, Sn 189.991 r, 10234, 0.00000e+000, 5.66762e+002, -1.60209e-002, 28 Aug 2008  04
L71134-16 - 2, Sr 421.552 r, 3025253, 0.00000e+000, 9.00594e-001, -7.90767e-003, 28 Aug 2008
L71134-16 - 2, Ti 337.280 r, 4878581, 0.00000e+000, 7.85247e+000, 9.69121e-003, 28 Aug 2008  0
L71134-16 - 2, Ti 334.941 r, 11333747, 0.00000e+000, 3.31074e+000, -8.97500e-003, 28 Aug 2008
L71134-16 - 2, Tl 190.864 r, -317, 0.00000e+000, 9.83599e+002, 1.53475e-002, 28 Aug 2008  04:0
L71134-16 - 2, V 292.401 r, -397276, 0.00000e+000, 1.55984e+001, -1.45949e-004, 28 Aug 2008  0
L71134-16 - 2, Zn 213.856 r, 2206239, 0.00000e+000, 4.19204e+001, -1.78104e-002, 28 Aug 2008
L71134-16 - 2, Zn 206.200 r, 1177233, 0.00000e+000, 7.73969e+001, -1.63201e-002, 28 Aug 2008
L71134-16 - 2, Y 371.030 r, 5906541, 0.00000e+000, 0.00000e+000, 1.00000e+000, 28 Aug 2008  04
CCV - 1, Ag 328.068 r, 90774, -, -, -, 28 Aug 2008  04:11:51,
CCV - 1, Al 396.152 r, 83528, -, -, -, 28 Aug 2008  04:11:51,
CCV - 1, As 189.042 r, 5726, -, -, -, 28 Aug 2008  04:11:51,
CCV - 1, B 249.677 r, 77410, -, -, -, 28 Aug 2008  04:11:51,
CCV - 1, Ba 493.409 r, 2109970, -, -, -, 28 Aug 2008  04:11:51,
CCV - 1, Be 234.861 r, 1788245, -, -, -, 28 Aug 2008  04:11:51,
CCV - 1, Bi 223.061 r, 7025, -, -, -, 28 Aug 2008  04:11:51,
CCV - 1, Ca 315.887 r, 8961616, -, -, -, 28 Aug 2008  04:11:51,
CCV - 1, Cd 214.441 r, 129776, -, -, -, 28 Aug 2008  04:11:51,
CCV - 1, Co 228.615 r, 53769, -, -, -, 28 Aug 2008  04:11:51,
CCV - 1, Cr 267.716 r, 73693, -, -, -, 28 Aug 2008  04:11:51,
CCV - 1, Cr 205.552 r, 55550, -, -, -, 28 Aug 2008  04:11:51,
CCV - 1, Cu 324.754 r, 438896, -, -, -, 28 Aug 2008  04:11:51,
CCV - 1, Fe 240.489 r, 101564, -, -, -, 28 Aug 2008  04:11:51,
CCV - 1, Fe 259.940 r, 245382, -, -, -, 28 Aug 2008  04:11:51,
CCV - 1, Ga 294.364 r, 9180, -, -, -, 28 Aug 2008  04:11:51,
CCV - 1, K 766.491 r, 388080, -, -, -, 28 Aug 2008  04:11:51,
CCV - 1, Li 670.784 r, 552541, -, -, -, 28 Aug 2008  04:11:51,
CCV - 1, Mg 279.078 r, 890160, -, -, -, 28 Aug 2008  04:11:51,
CCV - 1, Mn 257.610 r, 559387, -, -, -, 28 Aug 2008  04:11:51,
CCV - 1, Mo 202.030 r, 36986, -, -, -, 28 Aug 2008  04:11:51,
CCV - 1, Na 330.237 r, 46730, -, -, -, 28 Aug 2008  04:11:51,
CCV - 1, Na 589.592 r, 5460186, -, -, -, 28 Aug 2008  04:11:51,
CCV - 1, Ni 221.648 r, 61510, -, -, -, 28 Aug 2008  04:11:51,
CCV - 1, Ni 231.604 r, 41339, -, -, -, 28 Aug 2008  04:11:51,
CCV - 1, Pb 220.353 r, 22770, -, -, -, 28 Aug 2008  04:11:51,
CCV - 1, Sb 206.833 r, 14490, -, -, -, 28 Aug 2008  04:11:51,
CCV - 1, Sb 217.581 r, 10778, -, -, -, 28 Aug 2008  04:11:51,
CCV - 1, Sc 361.383 r, 2743061, -, -, -, 28 Aug 2008  04:11:51,
CCV - 1, Sc 357.253 r, 2203240, -, -, -, 28 Aug 2008  04:11:51,
CCV - 1, Se 196.090 r, 4495, -, -, -, 28 Aug 2008  04:11:51,
CCV - 1, Si 251.611 r, 371117, -, -, -, 28 Aug 2008  04:11:51,
```

```
CCV - 1, Sn 189.991 r, 10275, -, -, -, 28 Aug 2008  04:11:51,
CCV - 1, Sr 421.552 r, 6584650, -, -, -, 28 Aug 2008  04:11:51,
CCV - 1, Ti 337.280 r, 691628, -, -, -, 28 Aug 2008  04:11:51,
CCV - 1, Ti 334.941 r, 1657468, -, -, -, 28 Aug 2008  04:11:51,
CCV - 1, Tl 190.864 r, 10426, -, -, -, 28 Aug 2008  04:11:51,
CCV - 1, V 292.401 r, 375452, -, -, -, 28 Aug 2008  04:11:51,
CCV - 1, Zn 213.856 r, 140249, -, -, -, 28 Aug 2008  04:11:51,
CCV - 1, Zn 206.200 r, 74802, -, -, -, 28 Aug 2008  04:11:51,
CCV - 1, Y 371.030 r, 5583006, -, -, -, 28 Aug 2008  04:11:51,
CCV - 2, Ag 328.068 r, 92340, -, -, -, 28 Aug 2008  04:11:51,
CCV - 2, Al 396.152 r, 85025, -, -, -, 28 Aug 2008  04:11:51,
CCV - 2, As 189.042 r, 5785, -, -, -, 28 Aug 2008  04:11:51,
CCV - 2, B 249.677 r, 79710, -, -, -, 28 Aug 2008  04:11:51,
CCV - 2, Ba 493.409 r, 2159222, -, -, -, 28 Aug 2008  04:11:51,
CCV - 2, Be 234.861 r, 1835776, -, -, -, 28 Aug 2008  04:11:51,
CCV - 2, Bi 223.061 r, 7392, -, -, -, 28 Aug 2008  04:11:51,
CCV - 2, Ca 315.887 r, 9122188, -, -, -, 28 Aug 2008  04:11:51,
CCV - 2, Cd 214.441 r, 132405, -, -, -, 28 Aug 2008  04:11:51,
CCV - 2, Co 228.615 r, 54752, -, -, -, 28 Aug 2008  04:11:51,
CCV - 2, Cr 267.716 r, 75366, -, -, -, 28 Aug 2008  04:11:51,
CCV - 2, Cr 205.552 r, 56799, -, -, -, 28 Aug 2008  04:11:51,
CCV - 2, Cu 324.754 r, 437264, -, -, -, 28 Aug 2008  04:11:51,
CCV - 2, Fe 240.489 r, 96973, -, -, -, 28 Aug 2008  04:11:51,
CCV - 2, Fe 259.940 r, 233842, -, -, -, 28 Aug 2008  04:11:51,
CCV - 2, Ga 294.364 r, 9412, -, -, -, 28 Aug 2008  04:11:51,
CCV - 2, K 766.491 r, 397416, -, -, -, 28 Aug 2008  04:11:51,
CCV - 2, Li 670.784 r, 568138, -, -, -, 28 Aug 2008  04:11:51,
CCV - 2, Mg 279.078 r, 909959, -, -, -, 28 Aug 2008  04:11:51,
CCV - 2, Mn 257.610 r, 571243, -, -, -, 28 Aug 2008  04:11:51,
CCV - 2, Mo 202.030 r, 37299, -, -, -, 28 Aug 2008  04:11:51,
CCV - 2, Na 330.237 r, 47953, -, -, -, 28 Aug 2008  04:11:51,
CCV - 2, Na 589.592 r, 5574663, -, -, -, 28 Aug 2008  04:11:51,
CCV - 2, Ni 221.648 r, 62861, -, -, -, 28 Aug 2008  04:11:51,
CCV - 2, Ni 231.604 r, 42473, -, -, -, 28 Aug 2008  04:11:51,
CCV - 2, Pb 220.353 r, 23414, -, -, -, 28 Aug 2008  04:11:51,
CCV - 2, Sb 206.833 r, 14940, -, -, -, 28 Aug 2008  04:11:51,
CCV - 2, Sb 217.581 r, 10937, -, -, -, 28 Aug 2008  04:11:51,
CCV - 2, Sc 361.383 r, 2807427, -, -, -, 28 Aug 2008  04:11:51,
CCV - 2, Sc 357.253 r, 2240299, -, -, -, 28 Aug 2008  04:11:51,
CCV - 2, Se 196.090 r, 4625, -, -, -, 28 Aug 2008  04:11:51,
CCV - 2, Si 251.611 r, 381979, -, -, -, 28 Aug 2008  04:11:51,
CCV - 2, Sn 189.991 r, 10456, -, -, -, 28 Aug 2008  04:11:51,
CCV - 2, Sr 421.552 r, 6704693, -, -, -, 28 Aug 2008  04:11:51,
CCV - 2, Ti 337.280 r, 708138, -, -, -, 28 Aug 2008  04:11:51,
CCV - 2, Ti 334.941 r, 1702103, -, -, -, 28 Aug 2008  04:11:51,
CCV - 2, Tl 190.864 r, 12223, -, -, -, 28 Aug 2008  04:11:51,
CCV - 2, V 292.401 r, 383306, -, -, -, 28 Aug 2008  04:11:51,
CCV - 2, Zn 213.856 r, 143645, -, -, -, 28 Aug 2008  04:11:51,
CCV - 2, Zn 206.200 r, 76730, -, -, -, 28 Aug 2008  04:11:51,
CCV - 2, Y 371.030 r, 5676523, -, -, -, 28 Aug 2008  04:11:51,
CCB - 1, Ag 328.068 r, 4445, -, -, -, 28 Aug 2008  04:15:18,
CCB - 1, Al 396.152 r, 1773, -, -, -, 28 Aug 2008  04:15:18,
CCB - 1, As 189.042 r, 200, -, -, -, 28 Aug 2008  04:15:18,
CCB - 1, B 249.677 r, 659, -, -, -, 28 Aug 2008  04:15:18,
CCB - 1, Ba 493.409 r, 105790, -, -, -, 28 Aug 2008  04:15:18,
CCB - 1, Be 234.861 r, -619, -, -, -, 28 Aug 2008  04:15:18,
CCB - 1, Bi 223.061 r, 40, -, -, -, 28 Aug 2008  04:15:18,
CCB - 1, Ca 315.887 r, 3358, -, -, -, 28 Aug 2008  04:15:18,
CCB - 1, Cd 214.441 r, 212, -, -, -, 28 Aug 2008  04:15:18,
CCB - 1, Co 228.615 r, 129, -, -, -, 28 Aug 2008  04:15:18,
```

```
CCB - 1, Cr 267.716 r, -555, -, -, -, 28 Aug 2008  04:15:18,
CCB - 1, Cr 205.552 r, 149, -, -, -, 28 Aug 2008  04:15:18,
CCB - 1, Cu 324.754 r, 14632, -, -, -, 28 Aug 2008  04:15:18,
CCB - 1, Fe 240.489 r, 3624, -, -, -, 28 Aug 2008  04:15:18,
CCB - 1, Fe 259.940 r, 8393, -, -, -, 28 Aug 2008  04:15:18,
CCB - 1, Ga 294.364 r, -1321, -, -, -, 28 Aug 2008  04:15:18,
CCB - 1, K 766.491 r, 5536, -, -, -, 28 Aug 2008  04:15:18,
CCB - 1, Li 670.784 r, 5804, -, -, -, 28 Aug 2008  04:15:18,
CCB - 1, Mg 279.078 r, 402, -, -, -, 28 Aug 2008  04:15:18,
CCB - 1, Mn 257.610 r, 1158, -, -, -, 28 Aug 2008  04:15:18,
CCB - 1, Mo 202.030 r, 659, -, -, -, 28 Aug 2008  04:15:18,
CCB - 1, Na 330.237 r, 7639, -, -, -, 28 Aug 2008  04:15:18,
CCB - 1, Na 589.592 r, 27400, -, -, -, 28 Aug 2008  04:15:18,
CCB - 1, Ni 221.648 r, -448, -, -, -, 28 Aug 2008  04:15:18,
CCB - 1, Ni 231.604 r, 439, -, -, -, 28 Aug 2008  04:15:18,
CCB - 1, Pb 220.353 r, 81, -, -, -, 28 Aug 2008  04:15:18,
CCB - 1, Sb 206.833 r, 76, -, -, -, 28 Aug 2008  04:15:18,
CCB - 1, Sb 217.581 r, -442, -, -, -, 28 Aug 2008  04:15:18,
CCB - 1, Sc 361.383 r, 4788, -, -, -, 28 Aug 2008  04:15:18,
CCB - 1, Sc 357.253 r, 185839, -, -, -, 28 Aug 2008  04:15:18,
CCB - 1, Se 196.090 r, -41, -, -, -, 28 Aug 2008  04:15:18,
CCB - 1, Si 251.611 r, 956, -, -, -, 28 Aug 2008  04:15:18,
CCB - 1, Sn 189.991 r, 60, -, -, -, 28 Aug 2008  04:15:18,
CCB - 1, Sr 421.552 r, 3574, -, -, -, 28 Aug 2008  04:15:18,
CCB - 1, Ti 337.280 r, -5526, -, -, -, 28 Aug 2008  04:15:18,
CCB - 1, Ti 334.941 r, 15928, -, -, -, 28 Aug 2008  04:15:18,
CCB - 1, Tl 190.864 r, 147, -, -, -, 28 Aug 2008  04:15:18,
CCB - 1, V 292.401 r, 65, -, -, -, 28 Aug 2008  04:15:18,
CCB - 1, Zn 213.856 r, 1787, -, -, -, 28 Aug 2008  04:15:18,
CCB - 1, Zn 206.200 r, 497, -, -, -, 28 Aug 2008  04:15:18,
CCB - 1, Y 371.030 r, 5526247, -, -, -, 28 Aug 2008  04:15:18,
CCB - 2, Ag 328.068 r, 3540, -, -, -, 28 Aug 2008  04:15:18,
CCB - 2, Al 396.152 r, 184, -, -, -, 28 Aug 2008  04:15:18,
CCB - 2, As 189.042 r, 16, -, -, -, 28 Aug 2008  04:15:18,
CCB - 2, B 249.677 r, 671, -, -, -, 28 Aug 2008  04:15:18,
CCB - 2, Ba 493.409 r, 107738, -, -, -, 28 Aug 2008  04:15:18,
CCB - 2, Be 234.861 r, -896, -, -, -, 28 Aug 2008  04:15:18,
CCB - 2, Bi 223.061 r, -41, -, -, -, 28 Aug 2008  04:15:18,
CCB - 2, Ca 315.887 r, 2878, -, -, -, 28 Aug 2008  04:15:18,
CCB - 2, Cd 214.441 r, 134, -, -, -, 28 Aug 2008  04:15:18,
CCB - 2, Co 228.615 r, -183, -, -, -, 28 Aug 2008  04:15:18,
CCB - 2, Cr 267.716 r, -798, -, -, -, 28 Aug 2008  04:15:18,
CCB - 2, Cr 205.552 r, -8, -, -, -, 28 Aug 2008  04:15:18,
CCB - 2, Cu 324.754 r, 13252, -, -, -, 28 Aug 2008  04:15:18,
CCB - 2, Fe 240.489 r, 2591, -, -, -, 28 Aug 2008  04:15:18,
CCB - 2, Fe 259.940 r, 6350, -, -, -, 28 Aug 2008  04:15:18,
CCB - 2, Ga 294.364 r, -1406, -, -, -, 28 Aug 2008  04:15:18,
CCB - 2, K 766.491 r, 3116, -, -, -, 28 Aug 2008  04:15:18,
CCB - 2, Li 670.784 r, 6285, -, -, -, 28 Aug 2008  04:15:18,
CCB - 2, Mg 279.078 r, 427, -, -, -, 28 Aug 2008  04:15:18,
CCB - 2, Mn 257.610 r, 1024, -, -, -, 28 Aug 2008  04:15:18,
CCB - 2, Mo 202.030 r, 525, -, -, -, 28 Aug 2008  04:15:18,
CCB - 2, Na 330.237 r, 7650, -, -, -, 28 Aug 2008  04:15:18,
CCB - 2, Na 589.592 r, 27047, -, -, -, 28 Aug 2008  04:15:18,
CCB - 2, Ni 221.648 r, -292, -, -, -, 28 Aug 2008  04:15:18,
CCB - 2, Ni 231.604 r, 387, -, -, -, 28 Aug 2008  04:15:18,
CCB - 2, Pb 220.353 r, -26, -, -, -, 28 Aug 2008  04:15:18,
CCB - 2, Sb 206.833 r, -65, -, -, -, 28 Aug 2008  04:15:18,
CCB - 2, Sb 217.581 r, -84, -, -, -, 28 Aug 2008  04:15:18,
CCB - 2, Sc 361.383 r, 4481, -, -, -, 28 Aug 2008  04:15:18,
```

```
CCB - 2, Sc 357.253 r, 185318, -, -, -, 28 Aug 2008  04:15:18,
CCB - 2, Se 196.090 r, -85, -, -, -, 28 Aug 2008  04:15:18,
CCB - 2, Si 251.611 r, 1173, -, -, -, 28 Aug 2008  04:15:18,
CCB - 2, Sn 189.991 r, 106, -, -, -, 28 Aug 2008  04:15:18,
CCB - 2, Sr 421.552 r, 3361, -, -, -, 28 Aug 2008  04:15:18,
CCB - 2, Ti 337.280 r, -6265, -, -, -, 28 Aug 2008  04:15:18,
CCB - 2, Ti 334.941 r, 17049, -, -, -, 28 Aug 2008  04:15:18,
CCB - 2, Tl 190.864 r, 77, -, -, -, 28 Aug 2008  04:15:18,
CCB - 2, V 292.401 r, -255, -, -, -, 28 Aug 2008  04:15:18,
CCB - 2, Zn 213.856 r, 1823, -, -, -, 28 Aug 2008  04:15:18,
CCB - 2, Zn 206.200 r, 361, -, -, -, 28 Aug 2008  04:15:18,
CCB - 2, Y 371.030 r, 5515417, -, -, -, 28 Aug 2008  04:15:18,
L71134-16SDL - 1, Ag 328.068 r, -7562, 0.00000e+000, 3.19249e+001, -2.31932e-002, 28 Aug 2008
L71134-16SDL - 1, Al 396.152 r, 1999480, 0.00000e+000, 7.08588e+001, 4.14004e-003, 28 Aug 2008
L71134-16SDL - 1, As 189.042 r, 1037, 0.00000e+000, 2.05208e+003, -3.63425e-002, 28 Aug 2008
L71134-16SDL - 1, B 249.677 r, -18133, 0.00000e+000, 7.45587e+001, -3.63850e-003, 28 Aug 2008
L71134-16SDL - 1, Ba 493.409 r, 738746, 0.00000e+000, 2.84283e+000, -5.44497e-002, 28 Aug 2008
L71134-16SDL - 1, Be 234.861 r, 9099, 0.00000e+000, 3.15484e+000, 1.96812e-003, 28 Aug 2008  0
L71134-16SDL - 1, Bi 223.061 r, -1918, 0.00000e+000, 6.74669e+002, 8.50815e-003, 28 Aug 2008
L71134-16SDL - 1, Ca 315.887 r, 3782862, 0.00000e+000, 3.21996e+001, -2.55719e-001, 28 Aug 200
L71134-16SDL - 1, Cd 214.441 r, 2658, 0.00000e+000, 4.30437e+001, -6.60155e-003, 28 Aug 2008
L71134-16SDL - 1, Co 228.615 r, 4913, 0.00000e+000, 1.07168e+002, -6.77392e-003, 28 Aug 2008
L71134-16SDL - 1, Cr 267.716 r, 5081, 0.00000e+000, 7.65680e+001, 1.28101e-003, 28 Aug 2008  0
L71134-16SDL - 1, Cr 205.552 r, 4899, 0.00000e+000, 1.02548e+002, -1.04563e-002, 28 Aug 2008
L71134-16SDL - 1, Cu 324.754 r, 20928031, 0.00000e+000, 1.38194e+001, -2.38998e-002, 28 Aug 20
L71134-16SDL - 1, Fe 240.489 r, 15808133, 0.00000e+000, 6.59719e+001, -2.17357e-002, 28 Aug 20
L71134-16SDL - 1, Fe 259.940 r, 35568563, 0.00000e+000, 2.78901e+001, -2.47550e-002, 28 Aug 20
L71134-16SDL - 1, Ga 294.364 r, -5284, 0.00000e+000, 5.67239e+002, 1.59893e-001, 28 Aug 2008
L71134-16SDL - 1, K 766.491 r, 188646, 0.00000e+000, 1.46082e+002, -1.10028e-001, 28 Aug 2008
L71134-16SDL - 1, Li 670.784 r, 20702, 0.00000e+000, 1.00788e+001, -1.23665e-002, 28 Aug 2008
L71134-16SDL - 1, Mg 279.078 r, 185828, 0.00000e+000, 3.22604e+002, -1.22601e-001, 28 Aug 2008
L71134-16SDL - 1, Mn 257.610 r, 1142937, 0.00000e+000, 1.00183e+001, -4.80395e-003, 28 Aug 200
L71134-16SDL - 1, Mo 202.030 r, 497746, 0.00000e+000, 1.60688e+002, -1.13661e-002, 28 Aug 2008
L71134-16SDL - 1, Na 330.237 r, 20824, 0.00000e+000, 7.93835e+003, -1.59780e+001, 28 Aug 2008
L71134-16SDL - 1, Na 589.592 r, 94023, 0.00000e+000, 5.34179e+001, -3.46719e-001, 28 Aug 2008
L71134-16SDL - 1, Ni 221.648 r, 8116, 0.00000e+000, 1.01651e+002, -9.88086e-004, 28 Aug 2008
L71134-16SDL - 1, Ni 231.604 r, 2939, 0.00000e+000, 1.35686e+002, -1.44373e-002, 28 Aug 2008
L71134-16SDL - 1, Pb 220.353 r, 20829, 0.00000e+000, 4.98966e+002, -3.14713e-002, 28 Aug 2008
L71134-16SDL - 1, Sb 206.833 r, -1862, 0.00000e+000, 7.17610e+002, -3.78087e-003, 28 Aug 2008
L71134-16SDL - 1, Sb 217.581 r, -471, 0.00000e+000, 1.01917e+003, 4.73528e-002, 28 Aug 2008  0
L71134-16SDL - 1, Sc 361.383 r, 12036, 0.00000e+000, 2.07290e+000, -6.28284e-003, 28 Aug 2008
L71134-16SDL - 1, Sc 357.253 r, 213904, 0.00000e+000, 2.82063e+000, -9.90304e-002, 28 Aug 2008
L71134-16SDL - 1, Se 196.090 r, -584, 0.00000e+000, 2.54369e+003, 2.84249e-002, 28 Aug 2008  0
L71134-16SDL - 1, Si 251.611 r, 125740, 0.00000e+000, 1.49981e+002, -1.38190e-002, 28 Aug 2008
L71134-16SDL - 1, Sn 189.991 r, 2168, 0.00000e+000, 5.66762e+002, -1.60209e-002, 28 Aug 2008
L71134-16SDL - 1, Sr 421.552 r, 614498, 0.00000e+000, 9.00594e-001, -7.90767e-003, 28 Aug 2008
L71134-16SDL - 1, Ti 337.280 r, 1008899, 0.00000e+000, 7.85247e+000, 9.69121e-003, 28 Aug 2008
L71134-16SDL - 1, Ti 334.941 r, 2396235, 0.00000e+000, 3.31074e+000, -8.97500e-003, 28 Aug 200
L71134-16SDL - 1, Tl 190.864 r, -196, 0.00000e+000, 9.83599e+002, 1.53475e-002, 28 Aug 2008  0
L71134-16SDL - 1, V 292.401 r, -85336, 0.00000e+000, 1.55984e+001, -1.45949e-004, 28 Aug 2008
L71134-16SDL - 1, Zn 213.856 r, 452657, 0.00000e+000, 4.19204e+001, -1.78104e-002, 28 Aug 2008
L71134-16SDL - 1, Zn 206.200 r, 252466, 0.00000e+000, 7.73969e+001, -1.63201e-002, 28 Aug 2008
L71134-16SDL - 1, Y 371.030 r, 5888958, 0.00000e+000, 0.00000e+000, 1.00000e+000, 28 Aug 2008
L71134-16SDL - 2, Ag 328.068 r, -7952, 0.00000e+000, 3.19249e+001, -2.31932e-002, 28 Aug 2008
L71134-16SDL - 2, Al 396.152 r, 2014369, 0.00000e+000, 7.08588e+001, 4.14004e-003, 28 Aug 2008
L71134-16SDL - 2, As 189.042 r, 942, 0.00000e+000, 2.05208e+003, -3.63425e-002, 28 Aug 2008  0
L71134-16SDL - 2, B 249.677 r, -18423, 0.00000e+000, 7.45587e+001, -3.63850e-003, 28 Aug 2008
L71134-16SDL - 2, Ba 493.409 r, 744555, 0.00000e+000, 2.84283e+000, -5.44497e-002, 28 Aug 2008
L71134-16SDL - 2, Be 234.861 r, 9003, 0.00000e+000, 3.15484e+000, 1.96812e-003, 28 Aug 2008  0
L71134-16SDL - 2, Bi 223.061 r, -2107, 0.00000e+000, 6.74669e+002, 8.50815e-003, 28 Aug 2008
```

```
L71134-16SDL - 2, Ca 315.887 r, 3774356, 0.00000e+000, 3.21996e+001, -2.55719e-001, 28 Aug 200
L71134-16SDL - 2, Cd 214.441 r, 2816, 0.00000e+000, 4.30437e+001, -6.60155e-003, 28 Aug 2008
L71134-16SDL - 2, Co 228.615 r, 4883, 0.00000e+000, 1.07168e+002, -6.77392e-003, 28 Aug 2008
L71134-16SDL - 2, Cr 267.716 r, 5116, 0.00000e+000, 7.65680e+001, 1.28101e-003, 28 Aug 2008  0
L71134-16SDL - 2, Cr 205.552 r, 4914, 0.00000e+000, 1.02548e+002, -1.04563e-002, 28 Aug 2008
L71134-16SDL - 2, Cu 324.754 r, 21108228, 0.00000e+000, 1.38194e+001, -2.38998e-002, 28 Aug 20
L71134-16SDL - 2, Fe 240.489 r, 15923897, 0.00000e+000, 6.59719e+001, -2.17357e-002, 28 Aug 20
L71134-16SDL - 2, Fe 259.940 r, 35813240, 0.00000e+000, 2.78901e+001, -2.47550e-002, 28 Aug 20
L71134-16SDL - 2, Ga 294.364 r, -5012, 0.00000e+000, 5.67239e+002, 1.59893e-001, 28 Aug 2008
L71134-16SDL - 2, K 766.491 r, 191245, 0.00000e+000, 1.46082e+002, -1.10028e-001, 28 Aug 2008
L71134-16SDL - 2, Li 670.784 r, 21942, 0.00000e+000, 1.00788e+001, -1.23665e-002, 28 Aug 2008
L71134-16SDL - 2, Mg 279.078 r, 186580, 0.00000e+000, 3.22604e+002, -1.22601e-001, 28 Aug 2008
L71134-16SDL - 2, Mn 257.610 r, 1143010, 0.00000e+000, 1.00183e+001, -4.80395e-003, 28 Aug 200
L71134-16SDL - 2, Mo 202.030 r, 500825, 0.00000e+000, 1.60688e+002, -1.13661e-002, 28 Aug 2008
L71134-16SDL - 2, Na 330.237 r, 19934, 0.00000e+000, 7.93835e+003, -1.59780e+001, 28 Aug 2008
L71134-16SDL - 2, Na 589.592 r, 95135, 0.00000e+000, 5.34179e+001, -3.46719e-001, 28 Aug 2008
L71134-16SDL - 2, Ni 221.648 r, 8321, 0.00000e+000, 1.01651e+002, -9.88086e-004, 28 Aug 2008
L71134-16SDL - 2, Ni 231.604 r, 2630, 0.00000e+000, 1.35686e+002, -1.44373e-002, 28 Aug 2008
L71134-16SDL - 2, Pb 220.353 r, 20478, 0.00000e+000, 4.98966e+002, -3.14713e-002, 28 Aug 2008
L71134-16SDL - 2, Sb 206.833 r, -1727, 0.00000e+000, 7.17610e+002, -3.78087e-003, 28 Aug 2008
L71134-16SDL - 2, Sb 217.581 r, -644, 0.00000e+000, 1.01917e+003, 4.73528e-002, 28 Aug 2008  0
L71134-16SDL - 2, Sc 361.383 r, 11631, 0.00000e+000, 2.07290e+000, -6.28284e-003, 28 Aug 2008
L71134-16SDL - 2, Sc 357.253 r, 213519, 0.00000e+000, 2.82063e+000, -9.90304e-002, 28 Aug 2008
L71134-16SDL - 2, Se 196.090 r, -517, 0.00000e+000, 2.54369e+003, 2.84249e-002, 28 Aug 2008  0
L71134-16SDL - 2, Si 251.611 r, 127989, 0.00000e+000, 1.49981e+002, -1.38190e-002, 28 Aug 2008
L71134-16SDL - 2, Sn 189.991 r, 2232, 0.00000e+000, 5.66762e+002, -1.60209e-002, 28 Aug 2008
L71134-16SDL - 2, Sr 421.552 r, 617173, 0.00000e+000, 9.00594e-001, -7.90767e-003, 28 Aug 2008
L71134-16SDL - 2, Ti 337.280 r, 1010736, 0.00000e+000, 7.85247e+000, 9.69121e-003, 28 Aug 2008
L71134-16SDL - 2, Ti 334.941 r, 2414561, 0.00000e+000, 3.31074e+000, -8.97500e-003, 28 Aug 200
L71134-16SDL - 2, Tl 190.864 r, -69, 0.00000e+000, 9.83599e+002, 1.53475e-002, 28 Aug 2008  04
L71134-16SDL - 2, V 292.401 r, -85384, 0.00000e+000, 1.55984e+001, -1.45949e-004, 28 Aug 2008
L71134-16SDL - 2, Zn 213.856 r, 454423, 0.00000e+000, 4.19204e+001, -1.78104e-002, 28 Aug 2008
L71134-16SDL - 2, Zn 206.200 r, 252841, 0.00000e+000, 7.73969e+001, -1.63201e-002, 28 Aug 2008
L71134-16SDL - 2, Y 371.030 r, 5892216, 0.00000e+000, 0.00000e+000, 1.00000e+000, 28 Aug 2008
L71134-16MS - 1, Ag 328.068 r, 30631, 0.00000e+000, 3.19249e+001, -2.31932e-002, 28 Aug 2008
L71134-16MS - 1, Al 396.152 r, 11030623, 0.00000e+000, 7.08588e+001, 4.14004e-003, 28 Aug 2008
L71134-16MS - 1, As 189.042 r, 6977, 0.00000e+000, 2.05208e+003, -3.63425e-002, 28 Aug 2008  0
L71134-16MS - 1, B 249.677 r, -39804, 0.00000e+000, 7.45587e+001, -3.63850e-003, 28 Aug 2008
L71134-16MS - 1, Ba 493.409 r, 4098152, 0.00000e+000, 2.84283e+000, -5.44497e-002, 28 Aug 2008
L71134-16MS - 1, Be 234.861 r, 1012722, 0.00000e+000, 3.15484e+000, 1.96812e-003, 28 Aug 2008
L71134-16MS - 1, Bi 223.061 r, -2047, 0.00000e+000, 6.74669e+002, 8.50815e-003, 28 Aug 2008  0
L71134-16MS - 1, Ca 315.887 r, 32410239, 0.00000e+000, 3.21996e+001, -2.55719e-001, 28 Aug 200
L71134-16MS - 1, Cd 214.441 r, 76003, 0.00000e+000, 4.30437e+001, -6.60155e-003, 28 Aug 2008
L71134-16MS - 1, Co 228.615 r, 46786, 0.00000e+000, 1.07168e+002, -6.77392e-003, 28 Aug 2008
L71134-16MS - 1, Cr 267.716 r, 62160, 0.00000e+000, 7.65680e+001, 1.28101e-003, 28 Aug 2008  0
L71134-16MS - 1, Cr 205.552 r, 50749, 0.00000e+000, 1.02548e+002, -1.04563e-002, 28 Aug 2008
L71134-16MS - 1, Cu 324.754 r, 92287550, 0.00000e+000, 1.38194e+001, -2.38998e-002, 28 Aug 200
L71134-16MS - 1, Fe 240.489 r, 58618681, 0.00000e+000, 6.59719e+001, -2.17357e-002, 28 Aug 200
L71134-16MS - 1, Fe 259.940 r, 115729627, 0.00000e+000, 2.78901e+001, -2.47550e-002, 28 Aug 20
L71134-16MS - 1, Ga 294.364 r, -6904, 0.00000e+000, 5.67239e+002, 1.59893e-001, 28 Aug 2008  0
L71134-16MS - 1, K 766.491 r, 5149053, 0.00000e+000, 1.46082e+002, -1.10028e-001, 28 Aug 2008
L71134-16MS - 1, Li 670.784 r, 689421, 0.00000e+000, 1.00788e+001, -1.23665e-002, 28 Aug 2008
L71134-16MS - 1, Mg 279.078 r, 1830889, 0.00000e+000, 3.22604e+002, -1.22601e-001, 28 Aug 2008
L71134-16MS - 1, Mn 257.610 r, 5329680, 0.00000e+000, 1.00183e+001, -4.80395e-003, 28 Aug 2008
L71134-16MS - 1, Mo 202.030 r, 2379871, 0.00000e+000, 1.60688e+002, -1.13661e-002, 28 Aug 2008
L71134-16MS - 1, Na 330.237 r, 154836, 0.00000e+000, 7.93835e+003, -1.59780e+001, 28 Aug 2008
L71134-16MS - 1, Na 589.592 r, 11862492, 0.00000e+000, 5.34179e+001, -3.46719e-001, 28 Aug 200
L71134-16MS - 1, Ni 221.648 r, 71686, 0.00000e+000, 1.01651e+002, -9.88086e-004, 28 Aug 2008
L71134-16MS - 1, Ni 231.604 r, 33322, 0.00000e+000, 1.35686e+002, -1.44373e-002, 28 Aug 2008
L71134-16MS - 1, Pb 220.353 r, 112762, 0.00000e+000, 4.98966e+002, -3.14713e-002, 28 Aug 2008
```

```
L71134-16MS - 1, Sb 206.833 r, -7409, 0.00000e+000, 7.17610e+002, -3.78087e-003, 28 Aug 2008
L71134-16MS - 1, Sb 217.581 r, -230, 0.00000e+000, 1.01917e+003, 4.73528e-002, 28 Aug 2008  04
L71134-16MS - 1, Sc 361.383 r, 2964269, 0.00000e+000, 2.07290e+000, -6.28284e-003, 28 Aug 2008
L71134-16MS - 1, Sc 357.253 r, 2388616, 0.00000e+000, 2.82063e+000, -9.90304e-002, 28 Aug 2008
L71134-16MS - 1, Se 196.090 r, 8, 0.00000e+000, 2.54369e+003, 2.84249e-002, 28 Aug 2008  04:22
L71134-16MS - 1, Si 251.611 r, 771955, 0.00000e+000, 1.49981e+002, -1.38190e-002, 28 Aug 2008
L71134-16MS - 1, Sn 189.991 r, 14169, 0.00000e+000, 5.66762e+002, -1.60209e-002, 28 Aug 2008
L71134-16MS - 1, Sr 421.552 r, 6582543, 0.00000e+000, 9.00594e-001, -7.90767e-003, 28 Aug 2008
L71134-16MS - 1, Ti 337.280 r, 5714687, 0.00000e+000, 7.85247e+000, 9.69121e-003, 28 Aug 2008
L71134-16MS - 1, Ti 334.941 r, 13274191, 0.00000e+000, 3.31074e+000, -8.97500e-003, 28 Aug 200
L71134-16MS - 1, Tl 190.864 r, 10704, 0.00000e+000, 9.83599e+002, 1.53475e-002, 28 Aug 2008  0
L71134-16MS - 1, V 292.401 r, -227575, 0.00000e+000, 1.55984e+001, -1.45949e-004, 28 Aug 2008
L71134-16MS - 1, Zn 213.856 r, 2289852, 0.00000e+000, 4.19204e+001, -1.78104e-002, 28 Aug 2008
L71134-16MS - 1, Zn 206.200 r, 1209365, 0.00000e+000, 7.73969e+001, -1.63201e-002, 28 Aug 2008
L71134-16MS - 1, Y 371.030 r, 5791516, 0.00000e+000, 0.00000e+000, 1.00000e+000, 28 Aug 2008
L71134-16MS - 2, Ag 328.068 r, 29852, 0.00000e+000, 3.19249e+001, -2.31932e-002, 28 Aug 2008
L71134-16MS - 2, Al 396.152 r, 11119238, 0.00000e+000, 7.08588e+001, 4.14004e-003, 28 Aug 2008
L71134-16MS - 2, As 189.042 r, 6866, 0.00000e+000, 2.05208e+003, -3.63425e-002, 28 Aug 2008  0
L71134-16MS - 2, B 249.677 r, -39856, 0.00000e+000, 7.45587e+001, -3.63850e-003, 28 Aug 2008
L71134-16MS - 2, Ba 493.409 r, 4133955, 0.00000e+000, 2.84283e+000, -5.44497e-002, 28 Aug 2008
L71134-16MS - 2, Be 234.861 r, 1020667, 0.00000e+000, 3.15484e+000, 1.96812e-003, 28 Aug 2008
L71134-16MS - 2, Bi 223.061 r, -1697, 0.00000e+000, 6.74669e+002, 8.50815e-003, 28 Aug 2008  0
L71134-16MS - 2, Ca 315.887 r, 32605669, 0.00000e+000, 3.21996e+001, -2.55719e-001, 28 Aug 200
L71134-16MS - 2, Cd 214.441 r, 76353, 0.00000e+000, 4.30437e+001, -6.60155e-003, 28 Aug 2008
L71134-16MS - 2, Co 228.615 r, 47215, 0.00000e+000, 1.07168e+002, -6.77392e-003, 28 Aug 2008
L71134-16MS - 2, Cr 267.716 r, 62766, 0.00000e+000, 7.65680e+001, 1.28101e-003, 28 Aug 2008  0
L71134-16MS - 2, Cr 205.552 r, 50868, 0.00000e+000, 1.02548e+002, -1.04563e-002, 28 Aug 2008
L71134-16MS - 2, Cu 324.754 r, 91312875, 0.00000e+000, 1.38194e+001, -2.38998e-002, 28 Aug 200
L71134-16MS - 2, Fe 240.489 r, 58463361, 0.00000e+000, 6.59719e+001, -2.17357e-002, 28 Aug 200
L71134-16MS - 2, Fe 259.940 r, 116646301, 0.00000e+000, 2.78901e+001, -2.47550e-002, 28 Aug 20
L71134-16MS - 2, Ga 294.364 r, -7379, 0.00000e+000, 5.67239e+002, 1.59893e-001, 28 Aug 2008  0
L71134-16MS - 2, K 766.491 r, 5174874, 0.00000e+000, 1.46082e+002, -1.10028e-001, 28 Aug 2008
L71134-16MS - 2, Li 670.784 r, 695864, 0.00000e+000, 1.00788e+001, -1.23665e-002, 28 Aug 2008
L71134-16MS - 2, Mg 279.078 r, 1843192, 0.00000e+000, 3.22604e+002, -1.22601e-001, 28 Aug 2008
L71134-16MS - 2, Mn 257.610 r, 5353784, 0.00000e+000, 1.00183e+001, -4.80395e-003, 28 Aug 2008
L71134-16MS - 2, Mo 202.030 r, 2401150, 0.00000e+000, 1.60688e+002, -1.13661e-002, 28 Aug 2008
L71134-16MS - 2, Na 330.237 r, 156337, 0.00000e+000, 7.93835e+003, -1.59780e+001, 28 Aug 2008
L71134-16MS - 2, Na 589.592 r, 11984033, 0.00000e+000, 5.34179e+001, -3.46719e-001, 28 Aug 200
L71134-16MS - 2, Ni 221.648 r, 72145, 0.00000e+000, 1.01651e+002, -9.88086e-004, 28 Aug 2008
L71134-16MS - 2, Ni 231.604 r, 33200, 0.00000e+000, 1.35686e+002, -1.44373e-002, 28 Aug 2008
L71134-16MS - 2, Pb 220.353 r, 112739, 0.00000e+000, 4.98966e+002, -3.14713e-002, 28 Aug 2008
L71134-16MS - 2, Sb 206.833 r, -7588, 0.00000e+000, 7.17610e+002, -3.78087e-003, 28 Aug 2008
L71134-16MS - 2, Sb 217.581 r, 355, 0.00000e+000, 1.01917e+003, 4.73528e-002, 28 Aug 2008  04:
L71134-16MS - 2, Sc 361.383 r, 2999568, 0.00000e+000, 2.07290e+000, -6.28284e-003, 28 Aug 2008
L71134-16MS - 2, Sc 357.253 r, 2400798, 0.00000e+000, 2.82063e+000, -9.90304e-002, 28 Aug 2008
L71134-16MS - 2, Se 196.090 r, -12, 0.00000e+000, 2.54369e+003, 2.84249e-002, 28 Aug 2008  04:
L71134-16MS - 2, Si 251.611 r, 773848, 0.00000e+000, 1.49981e+002, -1.38190e-002, 28 Aug 2008
L71134-16MS - 2, Sn 189.991 r, 13980, 0.00000e+000, 5.66762e+002, -1.60209e-002, 28 Aug 2008
L71134-16MS - 2, Sr 421.552 r, 6620404, 0.00000e+000, 9.00594e-001, -7.90767e-003, 28 Aug 2008
L71134-16MS - 2, Ti 337.280 r, 5742226, 0.00000e+000, 7.85247e+000, 9.69121e-003, 28 Aug 2008
L71134-16MS - 2, Ti 334.941 r, 13344894, 0.00000e+000, 3.31074e+000, -8.97500e-003, 28 Aug 200
L71134-16MS - 2, Tl 190.864 r, 11544, 0.00000e+000, 9.83599e+002, 1.53475e-002, 28 Aug 2008  0
L71134-16MS - 2, V 292.401 r, -227044, 0.00000e+000, 1.55984e+001, -1.45949e-004, 28 Aug 2008
L71134-16MS - 2, Zn 213.856 r, 2305156, 0.00000e+000, 4.19204e+001, -1.78104e-002, 28 Aug 2008
L71134-16MS - 2, Zn 206.200 r, 1211231, 0.00000e+000, 7.73969e+001, -1.63201e-002, 28 Aug 2008
L71134-16MS - 2, Y 371.030 r, 5812269, 0.00000e+000, 0.00000e+000, 1.00000e+000, 28 Aug 2008
L71134-16MSD - 1, Ag 328.068 r, 36543, 0.00000e+000, 3.19249e+001, -2.31932e-002, 28 Aug 2008
L71134-16MSD - 1, Al 396.152 r, 11177973, 0.00000e+000, 7.08588e+001, 4.14004e-003, 28 Aug 200
L71134-16MSD - 1, As 189.042 r, 6615, 0.00000e+000, 2.05208e+003, -3.63425e-002, 28 Aug 2008
L71134-16MSD - 1, B 249.677 r, -30652, 0.00000e+000, 7.45587e+001, -3.63850e-003, 28 Aug 2008
```

```
L71134-16MSD - 1, Ba 493.409 r, 4325324, 0.00000e+000, 2.84283e+000, -5.44497e-002, 28 Aug 200
L71134-16MSD - 1, Be 234.861 r, 1026854, 0.00000e+000, 3.15484e+000, 1.96812e-003, 28 Aug 2008
L71134-16MSD - 1, Bi 223.061 r, -2220, 0.00000e+000, 6.74669e+002, 8.50815e-003, 28 Aug 2008
L71134-16MSD - 1, Ca 315.887 r, 30419776, 0.00000e+000, 3.21996e+001, -2.55719e-001, 28 Aug 20
L71134-16MSD - 1, Cd 214.441 r, 76262, 0.00000e+000, 4.30437e+001, -6.60155e-003, 28 Aug 2008
L71134-16MSD - 1, Co 228.615 r, 46260, 0.00000e+000, 1.07168e+002, -6.77392e-003, 28 Aug 2008
L71134-16MSD - 1, Cr 267.716 r, 73573, 0.00000e+000, 7.65680e+001, 1.28101e-003, 28 Aug 2008
L71134-16MSD - 1, Cr 205.552 r, 58278, 0.00000e+000, 1.02548e+002, -1.04563e-002, 28 Aug 2008
L71134-16MSD - 1, Cu 324.754 r, 80558770, 0.00000e+000, 1.38194e+001, -2.38998e-002, 28 Aug 20
L71134-16MSD - 1, Fe 240.489 r, 54724800, 0.00000e+000, 6.59719e+001, -2.17357e-002, 28 Aug 20
L71134-16MSD - 1, Fe 259.940 r, 109670988, 0.00000e+000, 2.78901e+001, -2.47550e-002, 28 Aug 2
L71134-16MSD - 1, Ga 294.364 r, -4735, 0.00000e+000, 5.67239e+002, 1.59893e-001, 28 Aug 2008
L71134-16MSD - 1, K 766.491 r, 5321179, 0.00000e+000, 1.46082e+002, -1.10028e-001, 28 Aug 2008
L71134-16MSD - 1, Li 670.784 r, 699812, 0.00000e+000, 1.00788e+001, -1.23665e-002, 28 Aug 2008
L71134-16MSD - 1, Mg 279.078 r, 1909824, 0.00000e+000, 3.22604e+002, -1.22601e-001, 28 Aug 200
L71134-16MSD - 1, Mn 257.610 r, 5009657, 0.00000e+000, 1.00183e+001, -4.80395e-003, 28 Aug 200
L71134-16MSD - 1, Mo 202.030 r, 2112187, 0.00000e+000, 1.60688e+002, -1.13661e-002, 28 Aug 200
L71134-16MSD - 1, Na 330.237 r, 159809, 0.00000e+000, 7.93835e+003, -1.59780e+001, 28 Aug 2008
L71134-16MSD - 1, Na 589.592 r, 12028526, 0.00000e+000, 5.34179e+001, -3.46719e-001, 28 Aug 20
L71134-16MSD - 1, Ni 221.648 r, 71058, 0.00000e+000, 1.01651e+002, -9.88086e-004, 28 Aug 2008
L71134-16MSD - 1, Ni 231.604 r, 33883, 0.00000e+000, 1.35686e+002, -1.44373e-002, 28 Aug 2008
L71134-16MSD - 1, Pb 220.353 r, 65660, 0.00000e+000, 4.98966e+002, -3.14713e-002, 28 Aug 2008
L71134-16MSD - 1, Sb 206.833 r, -5966, 0.00000e+000, 7.17610e+002, -3.78087e-003, 28 Aug 2008
L71134-16MSD - 1, Sb 217.581 r, 392, 0.00000e+000, 1.01917e+003, 4.73528e-002, 28 Aug 2008  04
L71134-16MSD - 1, Sc 361.383 r, 3032964, 0.00000e+000, 2.07290e+000, -6.28284e-003, 28 Aug 200
L71134-16MSD - 1, Sc 357.253 r, 2422769, 0.00000e+000, 2.82063e+000, -9.90304e-002, 28 Aug 200
L71134-16MSD - 1, Se 196.090 r, 185, 0.00000e+000, 2.54369e+003, 2.84249e-002, 28 Aug 2008  04
L71134-16MSD - 1, Si 251.611 r, 782669, 0.00000e+000, 1.49981e+002, -1.38190e-002, 28 Aug 2008
L71134-16MSD - 1, Sn 189.991 r, 14136, 0.00000e+000, 5.66762e+002, -1.60209e-002, 28 Aug 2008
L71134-16MSD - 1, Sr 421.552 r, 6522098, 0.00000e+000, 9.00594e-001, -7.90767e-003, 28 Aug 200
L71134-16MSD - 1, Ti 337.280 r, 6052050, 0.00000e+000, 7.85247e+000, 9.69121e-003, 28 Aug 2008
L71134-16MSD - 1, Ti 334.941 r, 14058106, 0.00000e+000, 3.31074e+000, -8.97500e-003, 28 Aug 20
L71134-16MSD - 1, Tl 190.864 r, 11142, 0.00000e+000, 9.83599e+002, 1.53475e-002, 28 Aug 2008
L71134-16MSD - 1, V 292.401 r, -155669, 0.00000e+000, 1.55984e+001, -1.45949e-004, 28 Aug 2008
L71134-16MSD - 1, Zn 213.856 r, 2357958, 0.00000e+000, 4.19204e+001, -1.78104e-002, 28 Aug 200
L71134-16MSD - 1, Zn 206.200 r, 1244265, 0.00000e+000, 7.73969e+001, -1.63201e-002, 28 Aug 200
L71134-16MSD - 1, Y 371.030 r, 5705306, 0.00000e+000, 0.00000e+000, 1.00000e+000, 28 Aug 2008
L71134-16MSD - 2, Ag 328.068 r, 35349, 0.00000e+000, 3.19249e+001, -2.31932e-002, 28 Aug 2008
L71134-16MSD - 2, Al 396.152 r, 11176843, 0.00000e+000, 7.08588e+001, 4.14004e-003, 28 Aug 200
L71134-16MSD - 2, As 189.042 r, 6785, 0.00000e+000, 2.05208e+003, -3.63425e-002, 28 Aug 2008
L71134-16MSD - 2, B 249.677 r, -31045, 0.00000e+000, 7.45587e+001, -3.63850e-003, 28 Aug 2008
L71134-16MSD - 2, Ba 493.409 r, 4322621, 0.00000e+000, 2.84283e+000, -5.44497e-002, 28 Aug 200
L71134-16MSD - 2, Be 234.861 r, 1028492, 0.00000e+000, 3.15484e+000, 1.96812e-003, 28 Aug 2008
L71134-16MSD - 2, Bi 223.061 r, -2647, 0.00000e+000, 6.74669e+002, 8.50815e-003, 28 Aug 2008
L71134-16MSD - 2, Ca 315.887 r, 30239756, 0.00000e+000, 3.21996e+001, -2.55719e-001, 28 Aug 20
L71134-16MSD - 2, Cd 214.441 r, 76093, 0.00000e+000, 4.30437e+001, -6.60155e-003, 28 Aug 2008
L71134-16MSD - 2, Co 228.615 r, 45884, 0.00000e+000, 1.07168e+002, -6.77392e-003, 28 Aug 2008
L71134-16MSD - 2, Cr 267.716 r, 73319, 0.00000e+000, 7.65680e+001, 1.28101e-003, 28 Aug 2008
L71134-16MSD - 2, Cr 205.552 r, 58571, 0.00000e+000, 1.02548e+002, -1.04563e-002, 28 Aug 2008
L71134-16MSD - 2, Cu 324.754 r, 81509887, 0.00000e+000, 1.38194e+001, -2.38998e-002, 28 Aug 20
L71134-16MSD - 2, Fe 240.489 r, 54847818, 0.00000e+000, 6.59719e+001, -2.17357e-002, 28 Aug 20
L71134-16MSD - 2, Fe 259.940 r, 108670959, 0.00000e+000, 2.78901e+001, -2.47550e-002, 28 Aug 2
L71134-16MSD - 2, Ga 294.364 r, -5221, 0.00000e+000, 5.67239e+002, 1.59893e-001, 28 Aug 2008
L71134-16MSD - 2, K 766.491 r, 5328627, 0.00000e+000, 1.46082e+002, -1.10028e-001, 28 Aug 2008
L71134-16MSD - 2, Li 670.784 r, 699791, 0.00000e+000, 1.00788e+001, -1.23665e-002, 28 Aug 2008
L71134-16MSD - 2, Mg 279.078 r, 1900120, 0.00000e+000, 3.22604e+002, -1.22601e-001, 28 Aug 200
L71134-16MSD - 2, Mn 257.610 r, 5009403, 0.00000e+000, 1.00183e+001, -4.80395e-003, 28 Aug 200
L71134-16MSD - 2, Mo 202.030 r, 2118283, 0.00000e+000, 1.60688e+002, -1.13661e-002, 28 Aug 200
L71134-16MSD - 2, Na 330.237 r, 158590, 0.00000e+000, 7.93835e+003, -1.59780e+001, 28 Aug 2008
L71134-16MSD - 2, Na 589.592 r, 12040078, 0.00000e+000, 5.34179e+001, -3.46719e-001, 28 Aug 20
```

```
L71134-16MSD - 2, Ni 221.648 r, 71295, 0.00000e+000, 1.01651e+002, -9.88086e-004, 28 Aug 2008
L71134-16MSD - 2, Ni 231.604 r, 33591, 0.00000e+000, 1.35686e+002, -1.44373e-002, 28 Aug 2008
L71134-16MSD - 2, Pb 220.353 r, 65478, 0.00000e+000, 4.98966e+002, -3.14713e-002, 28 Aug 2008
L71134-16MSD - 2, Sb 206.833 r, -6221, 0.00000e+000, 7.17610e+002, -3.78087e-003, 28 Aug 2008
L71134-16MSD - 2, Sb 217.581 r, 252, 0.00000e+000, 1.01917e+003, 4.73528e-002, 28 Aug 2008  04
L71134-16MSD - 2, Sc 361.383 r, 3021361, 0.00000e+000, 2.07290e+000, -6.28284e-003, 28 Aug 200
L71134-16MSD - 2, Sc 357.253 r, 2412486, 0.00000e+000, 2.82063e+000, -9.90304e-002, 28 Aug 200
L71134-16MSD - 2, Se 196.090 r, 263, 0.00000e+000, 2.54369e+003, 2.84249e-002, 28 Aug 2008  04
L71134-16MSD - 2, Si 251.611 r, 785212, 0.00000e+000, 1.49981e+002, -1.38190e-002, 28 Aug 2008
L71134-16MSD - 2, Sn 189.991 r, 14242, 0.00000e+000, 5.66762e+002, -1.60209e-002, 28 Aug 2008
L71134-16MSD - 2, Sr 421.552 r, 6511337, 0.00000e+000, 9.00594e-001, -7.90767e-003, 28 Aug 200
L71134-16MSD - 2, Ti 337.280 r, 6054155, 0.00000e+000, 7.85247e+000, 9.69121e-003, 28 Aug 2008
L71134-16MSD - 2, Ti 334.941 r, 14045609, 0.00000e+000, 3.31074e+000, -8.97500e-003, 28 Aug 20
L71134-16MSD - 2, Tl 190.864 r, 11756, 0.00000e+000, 9.83599e+002, 1.53475e-002, 28 Aug 2008
L71134-16MSD - 2, V 292.401 r, -157271, 0.00000e+000, 1.55984e+001, -1.45949e-004, 28 Aug 2008
L71134-16MSD - 2, Zn 213.856 r, 2347960, 0.00000e+000, 4.19204e+001, -1.78104e-002, 28 Aug 200
L71134-16MSD - 2, Zn 206.200 r, 1235886, 0.00000e+000, 7.73969e+001, -1.63201e-002, 28 Aug 200
L71134-16MSD - 2, Y 371.030 r, 5802774, 0.00000e+000, 0.00000e+000, 1.00000e+000, 28 Aug 2008
L71134-17 - 1, Ag 328.068 r, -46553, 0.00000e+000, 3.19249e+001, -2.31932e-002, 28 Aug 2008  0
L71134-17 - 1, Al 396.152 r, 8178083, 0.00000e+000, 7.08588e+001, 4.14004e-003, 28 Aug 2008  0
L71134-17 - 1, As 189.042 r, 1333, 0.00000e+000, 2.05208e+003, -3.63425e-002, 28 Aug 2008  04:
L71134-17 - 1, B 249.677 r, -59682, 0.00000e+000, 7.45587e+001, -3.63850e-003, 28 Aug 2008  04
L71134-17 - 1, Ba 493.409 r, 1747349, 0.00000e+000, 2.84283e+000, -5.44497e-002, 28 Aug 2008
L71134-17 - 1, Be 234.861 r, 58142, 0.00000e+000, 3.15484e+000, 1.96812e-003, 28 Aug 2008  04:
L71134-17 - 1, Bi 223.061 r, -8092, 0.00000e+000, 6.74669e+002, 8.50815e-003, 28 Aug 2008  04:
L71134-17 - 1, Ca 315.887 r, 14668493, 0.00000e+000, 3.21996e+001, -2.55719e-001, 28 Aug 2008
L71134-17 - 1, Cd 214.441 r, 11913, 0.00000e+000, 4.30437e+001, -6.60155e-003, 28 Aug 2008  04
L71134-17 - 1, Co 228.615 r, 12975, 0.00000e+000, 1.07168e+002, -6.77392e-003, 28 Aug 2008  04
L71134-17 - 1, Cr 267.716 r, 150736, 0.00000e+000, 7.65680e+001, 1.28101e-003, 28 Aug 2008  04
L71134-17 - 1, Cr 205.552 r, 112170, 0.00000e+000, 1.02548e+002, -1.04563e-002, 28 Aug 2008  0
L71134-17 - 1, Cu 324.754 r, 17828025, 0.00000e+000, 1.38194e+001, -2.38998e-002, 28 Aug 2008
L71134-17 - 1, Fe 240.489 r, 47055307, 0.00000e+000, 6.59719e+001, -2.17357e-002, 28 Aug 2008
L71134-17 - 1, Fe 259.940 r, 95530073, 0.00000e+000, 2.78901e+001, -2.47550e-002, 28 Aug 2008
L71134-17 - 1, Ga 294.364 r, -6499, 0.00000e+000, 5.67239e+002, 1.59893e-001, 28 Aug 2008  04:
L71134-17 - 1, K 766.491 r, 997412, 0.00000e+000, 1.46082e+002, -1.10028e-001, 28 Aug 2008  04
L71134-17 - 1, Li 670.784 r, 84823, 0.00000e+000, 1.00788e+001, -1.23665e-002, 28 Aug 2008  04
L71134-17 - 1, Mg 279.078 r, 781863, 0.00000e+000, 3.22604e+002, -1.22601e-001, 28 Aug 2008  0
L71134-17 - 1, Mn 257.610 r, 4053078, 0.00000e+000, 1.00183e+001, -4.80395e-003, 28 Aug 2008
L71134-17 - 1, Mo 202.030 r, 826383, 0.00000e+000, 1.60688e+002, -1.13661e-002, 28 Aug 2008  0
L71134-17 - 1, Na 330.237 r, 37877, 0.00000e+000, 7.93835e+003, -1.59780e+001, 28 Aug 2008  04
L71134-17 - 1, Na 589.592 r, 498763, 0.00000e+000, 5.34179e+001, -3.46719e-001, 28 Aug 2008  0
L71134-17 - 1, Ni 221.648 r, 32435, 0.00000e+000, 1.01651e+002, -9.88086e-004, 28 Aug 2008  04
L71134-17 - 1, Ni 231.604 r, 12237, 0.00000e+000, 1.35686e+002, -1.44373e-002, 28 Aug 2008  04
L71134-17 - 1, Pb 220.353 r, 33394, 0.00000e+000, 4.98966e+002, -3.14713e-002, 28 Aug 2008  04
L71134-17 - 1, Sb 206.833 r, -2547, 0.00000e+000, 7.17610e+002, -3.78087e-003, 28 Aug 2008  04
L71134-17 - 1, Sb 217.581 r, -463, 0.00000e+000, 1.01917e+003, 4.73528e-002, 28 Aug 2008  04:2
L71134-17 - 1, Sc 361.383 r, 71458, 0.00000e+000, 2.07290e+000, -6.28284e-003, 28 Aug 2008  04
L71134-17 - 1, Sc 357.253 r, 267103, 0.00000e+000, 2.82063e+000, -9.90304e-002, 28 Aug 2008  0
L71134-17 - 1, Se 196.090 r, -1944, 0.00000e+000, 2.54369e+003, 2.84249e-002, 28 Aug 2008  04:
L71134-17 - 1, Si 251.611 r, 504708, 0.00000e+000, 1.49981e+002, -1.38190e-002, 28 Aug 2008  0
L71134-17 - 1, Sn 189.991 r, 7745, 0.00000e+000, 5.66762e+002, -1.60209e-002, 28 Aug 2008  04:
L71134-17 - 1, Sr 421.552 r, 2543991, 0.00000e+000, 9.00594e-001, -7.90767e-003, 28 Aug 2008
L71134-17 - 1, Ti 337.280 r, 4424130, 0.00000e+000, 7.85247e+000, 9.69121e-003, 28 Aug 2008  0
L71134-17 - 1, Ti 334.941 r, 10250886, 0.00000e+000, 3.31074e+000, -8.97500e-003, 28 Aug 2008
L71134-17 - 1, Tl 190.864 r, -103, 0.00000e+000, 9.83599e+002, 1.53475e-002, 28 Aug 2008  04:2
L71134-17 - 1, V 292.401 r, -63174, 0.00000e+000, 1.55984e+001, -1.45949e-004, 28 Aug 2008  04
L71134-17 - 1, Zn 213.856 r, 1069511, 0.00000e+000, 4.19204e+001, -1.78104e-002, 28 Aug 2008
L71134-17 - 1, Zn 206.200 r, 588476, 0.00000e+000, 7.73969e+001, -1.63201e-002, 28 Aug 2008  0
L71134-17 - 1, Y 371.030 r, 6070314, 0.00000e+000, 0.00000e+000, 1.00000e+000, 28 Aug 2008  04
L71134-17 - 2, Ag 328.068 r, -45151, 0.00000e+000, 3.19249e+001, -2.31932e-002, 28 Aug 2008  0
```

```
L71134-17 - 2, Al 396.152 r, 8341136, 0.00000e+000, 7.08588e+001, 4.14004e-003, 28 Aug 2008  0
L71134-17 - 2, As 189.042 r, 1254, 0.00000e+000, 2.05208e+003, -3.63425e-002, 28 Aug 2008  04:
L71134-17 - 2, B 249.677 r, -60424, 0.00000e+000, 7.45587e+001, -3.63850e-003, 28 Aug 2008  04
L71134-17 - 2, Ba 493.409 r, 1779064, 0.00000e+000, 2.84283e+000, -5.44497e-002, 28 Aug 2008
L71134-17 - 2, Be 234.861 r, 58105, 0.00000e+000, 3.15484e+000, 1.96812e-003, 28 Aug 2008  04:
L71134-17 - 2, Bi 223.061 r, -7704, 0.00000e+000, 6.74669e+002, 8.50815e-003, 28 Aug 2008  04:
L71134-17 - 2, Ca 315.887 r, 14870964, 0.00000e+000, 3.21996e+001, -2.55719e-001, 28 Aug 2008
L71134-17 - 2, Cd 214.441 r, 11889, 0.00000e+000, 4.30437e+001, -6.60155e-003, 28 Aug 2008  04
L71134-17 - 2, Co 228.615 r, 13310, 0.00000e+000, 1.07168e+002, -6.77392e-003, 28 Aug 2008  04
L71134-17 - 2, Cr 267.716 r, 152584, 0.00000e+000, 7.65680e+001, 1.28101e-003, 28 Aug 2008  04
L71134-17 - 2, Cr 205.552 r, 113825, 0.00000e+000, 1.02548e+002, -1.04563e-002, 28 Aug 2008  0
L71134-17 - 2, Cu 324.754 r, 18136943, 0.00000e+000, 1.38194e+001, -2.38998e-002, 28 Aug 2008
L71134-17 - 2, Fe 240.489 r, 47516743, 0.00000e+000, 6.59719e+001, -2.17357e-002, 28 Aug 2008
L71134-17 - 2, Fe 259.940 r, 96400235, 0.00000e+000, 2.78901e+001, -2.47550e-002, 28 Aug 2008
L71134-17 - 2, Ga 294.364 r, -6549, 0.00000e+000, 5.67239e+002, 1.59893e-001, 28 Aug 2008  04:
L71134-17 - 2, K 766.491 r, 1014856, 0.00000e+000, 1.46082e+002, -1.10028e-001, 28 Aug 2008  0
L71134-17 - 2, Li 670.784 r, 85511, 0.00000e+000, 1.00788e+001, -1.23665e-002, 28 Aug 2008  04
L71134-17 - 2, Mg 279.078 r, 790109, 0.00000e+000, 3.22604e+002, -1.22601e-001, 28 Aug 2008  0
L71134-17 - 2, Mn 257.610 r, 4102396, 0.00000e+000, 1.00183e+001, -4.80395e-003, 28 Aug 2008
L71134-17 - 2, Mo 202.030 r, 840382, 0.00000e+000, 1.60688e+002, -1.13661e-002, 28 Aug 2008  0
L71134-17 - 2, Na 330.237 r, 38522, 0.00000e+000, 7.93835e+003, -1.59780e+001, 28 Aug 2008  04
L71134-17 - 2, Na 589.592 r, 505205, 0.00000e+000, 5.34179e+001, -3.46719e-001, 28 Aug 2008  0
L71134-17 - 2, Ni 221.648 r, 32645, 0.00000e+000, 1.01651e+002, -9.88086e-004, 28 Aug 2008  04
L71134-17 - 2, Ni 231.604 r, 12661, 0.00000e+000, 1.35686e+002, -1.44373e-002, 28 Aug 2008  04
L71134-17 - 2, Pb 220.353 r, 33778, 0.00000e+000, 4.98966e+002, -3.14713e-002, 28 Aug 2008  04
L71134-17 - 2, Sb 206.833 r, -2450, 0.00000e+000, 7.17610e+002, -3.78087e-003, 28 Aug 2008  04
L71134-17 - 2, Sb 217.581 r, -572, 0.00000e+000, 1.01917e+003, 4.73528e-002, 28 Aug 2008  04:2
L71134-17 - 2, Sc 361.383 r, 72025, 0.00000e+000, 2.07290e+000, -6.28284e-003, 28 Aug 2008  04
L71134-17 - 2, Sc 357.253 r, 266875, 0.00000e+000, 2.82063e+000, -9.90304e-002, 28 Aug 2008  0
L71134-17 - 2, Se 196.090 r, -1868, 0.00000e+000, 2.54369e+003, 2.84249e-002, 28 Aug 2008  04:
L71134-17 - 2, Si 251.611 r, 514187, 0.00000e+000, 1.49981e+002, -1.38190e-002, 28 Aug 2008  0
L71134-17 - 2, Sn 189.991 r, 7899, 0.00000e+000, 5.66762e+002, -1.60209e-002, 28 Aug 2008  04:
L71134-17 - 2, Sr 421.552 r, 2584237, 0.00000e+000, 9.00594e-001, -7.90767e-003, 28 Aug 2008
L71134-17 - 2, Ti 337.280 r, 4471156, 0.00000e+000, 7.85247e+000, 9.69121e-003, 28 Aug 2008  0
L71134-17 - 2, Ti 334.941 r, 10419079, 0.00000e+000, 3.31074e+000, -8.97500e-003, 28 Aug 2008
L71134-17 - 2, Tl 190.864 r, -333, 0.00000e+000, 9.83599e+002, 1.53475e-002, 28 Aug 2008  04:2
L71134-17 - 2, V 292.401 r, -64262, 0.00000e+000, 1.55984e+001, -1.45949e-004, 28 Aug 2008  04
L71134-17 - 2, Zn 213.856 r, 1082389, 0.00000e+000, 4.19204e+001, -1.78104e-002, 28 Aug 2008
L71134-17 - 2, Zn 206.200 r, 592936, 0.00000e+000, 7.73969e+001, -1.63201e-002, 28 Aug 2008  0
L71134-17 - 2, Y 371.030 r, 6106949, 0.00000e+000, 0.00000e+000, 1.00000e+000, 28 Aug 2008  04
CCV - 1, Ag 328.068 r, 90405, -, -, -, 28 Aug 2008  04:32:33,
CCV - 1, Al 396.152 r, 82886, -, -, -, 28 Aug 2008  04:32:33,
CCV - 1, As 189.042 r, 5777, -, -, -, 28 Aug 2008  04:32:33,
CCV - 1, B 249.677 r, 77569, -, -, -, 28 Aug 2008  04:32:33,
CCV - 1, Ba 493.409 r, 2105190, -, -, -, 28 Aug 2008  04:32:33,
CCV - 1, Be 234.861 r, 1794531, -, -, -, 28 Aug 2008  04:32:33,
CCV - 1, Bi 223.061 r, 7137, -, -, -, 28 Aug 2008  04:32:33,
CCV - 1, Ca 315.887 r, 8951406, -, -, -, 28 Aug 2008  04:32:33,
CCV - 1, Cd 214.441 r, 129835, -, -, -, 28 Aug 2008  04:32:33,
CCV - 1, Co 228.615 r, 53632, -, -, -, 28 Aug 2008  04:32:33,
CCV - 1, Cr 267.716 r, 73539, -, -, -, 28 Aug 2008  04:32:33,
CCV - 1, Cr 205.552 r, 55716, -, -, -, 28 Aug 2008  04:32:33,
CCV - 1, Cu 324.754 r, 425737, -, -, -, 28 Aug 2008  04:32:33,
CCV - 1, Fe 240.489 r, 100431, -, -, -, 28 Aug 2008  04:32:33,
CCV - 1, Fe 259.940 r, 241747, -, -, -, 28 Aug 2008  04:32:33,
CCV - 1, Ga 294.364 r, 9019, -, -, -, 28 Aug 2008  04:32:33,
CCV - 1, K 766.491 r, 389046, -, -, -, 28 Aug 2008  04:32:33,
CCV - 1, Li 670.784 r, 552237, -, -, -, 28 Aug 2008  04:32:33,
CCV - 1, Mg 279.078 r, 891231, -, -, -, 28 Aug 2008  04:32:33,
CCV - 1, Mn 257.610 r, 560308, -, -, -, 28 Aug 2008  04:32:33,
```

```
CCV - 1, Mo 202.030 r, 36118, -, -, -, 28 Aug 2008  04:32:33,
CCV - 1, Na 330.237 r, 46910, -, -, -, 28 Aug 2008  04:32:33,
CCV - 1, Na 589.592 r, 5453585, -, -, -, 28 Aug 2008  04:32:33,
CCV - 1, Ni 221.648 r, 61703, -, -, -, 28 Aug 2008  04:32:33,
CCV - 1, Ni 231.604 r, 41373, -, -, -, 28 Aug 2008  04:32:33,
CCV - 1, Pb 220.353 r, 22958, -, -, -, 28 Aug 2008  04:32:33,
CCV - 1, Sb 206.833 r, 14638, -, -, -, 28 Aug 2008  04:32:33,
CCV - 1, Sb 217.581 r, 10592, -, -, -, 28 Aug 2008  04:32:33,
CCV - 1, Sc 361.383 r, 2748407, -, -, -, 28 Aug 2008  04:32:33,
CCV - 1, Sc 357.253 r, 2198684, -, -, -, 28 Aug 2008  04:32:33,
CCV - 1, Se 196.090 r, 4525, -, -, -, 28 Aug 2008  04:32:33,
CCV - 1, Si 251.611 r, 373022, -, -, -, 28 Aug 2008  04:32:33,
CCV - 1, Sn 189.991 r, 10089, -, -, -, 28 Aug 2008  04:32:33,
CCV - 1, Sr 421.552 r, 6551860, -, -, -, 28 Aug 2008  04:32:33,
CCV - 1, Ti 337.280 r, 694105, -, -, -, 28 Aug 2008  04:32:33,
CCV - 1, Ti 334.941 r, 1665812, -, -, -, 28 Aug 2008  04:32:33,
CCV - 1, Tl 190.864 r, 10680, -, -, -, 28 Aug 2008  04:32:33,
CCV - 1, V 292.401 r, 375151, -, -, -, 28 Aug 2008  04:32:33,
CCV - 1, Zn 213.856 r, 139721, -, -, -, 28 Aug 2008  04:32:33,
CCV - 1, Zn 206.200 r, 74992, -, -, -, 28 Aug 2008  04:32:33,
CCV - 1, Y 371.030 r, 5608303, -, -, -, 28 Aug 2008  04:32:33,
CCV - 2, Ag 328.068 r, 91951, -, -, -, 28 Aug 2008  04:32:33,
CCV - 2, Al 396.152 r, 84737, -, -, -, 28 Aug 2008  04:32:33,
CCV - 2, As 189.042 r, 5825, -, -, -, 28 Aug 2008  04:32:33,
CCV - 2, B 249.677 r, 78995, -, -, -, 28 Aug 2008  04:32:33,
CCV - 2, Ba 493.409 r, 2135198, -, -, -, 28 Aug 2008  04:32:33,
CCV - 2, Be 234.861 r, 1832291, -, -, -, 28 Aug 2008  04:32:33,
CCV - 2, Bi 223.061 r, 6958, -, -, -, 28 Aug 2008  04:32:33,
CCV - 2, Ca 315.887 r, 9073935, -, -, -, 28 Aug 2008  04:32:33,
CCV - 2, Cd 214.441 r, 131500, -, -, -, 28 Aug 2008  04:32:33,
CCV - 2, Co 228.615 r, 54489, -, -, -, 28 Aug 2008  04:32:33,
CCV - 2, Cr 267.716 r, 74810, -, -, -, 28 Aug 2008  04:32:33,
CCV - 2, Cr 205.552 r, 56752, -, -, -, 28 Aug 2008  04:32:33,
CCV - 2, Cu 324.754 r, 427845, -, -, -, 28 Aug 2008  04:32:33,
CCV - 2, Fe 240.489 r, 96482, -, -, -, 28 Aug 2008  04:32:33,
CCV - 2, Fe 259.940 r, 232568, -, -, -, 28 Aug 2008  04:32:33,
CCV - 2, Ga 294.364 r, 9493, -, -, -, 28 Aug 2008  04:32:33,
CCV - 2, K 766.491 r, 391494, -, -, -, 28 Aug 2008  04:32:33,
CCV - 2, Li 670.784 r, 560949, -, -, -, 28 Aug 2008  04:32:33,
CCV - 2, Mg 279.078 r, 903280, -, -, -, 28 Aug 2008  04:32:33,
CCV - 2, Mn 257.610 r, 569370, -, -, -, 28 Aug 2008  04:32:33,
CCV - 2, Mo 202.030 r, 36787, -, -, -, 28 Aug 2008  04:32:33,
CCV - 2, Na 330.237 r, 47851, -, -, -, 28 Aug 2008  04:32:33,
CCV - 2, Na 589.592 r, 5545792, -, -, -, 28 Aug 2008  04:32:33,
CCV - 2, Ni 221.648 r, 62606, -, -, -, 28 Aug 2008  04:32:33,
CCV - 2, Ni 231.604 r, 42056, -, -, -, 28 Aug 2008  04:32:33,
CCV - 2, Pb 220.353 r, 23114, -, -, -, 28 Aug 2008  04:32:33,
CCV - 2, Sb 206.833 r, 15174, -, -, -, 28 Aug 2008  04:32:33,
CCV - 2, Sb 217.581 r, 10821, -, -, -, 28 Aug 2008  04:32:33,
CCV - 2, Sc 361.383 r, 2788221, -, -, -, 28 Aug 2008  04:32:33,
CCV - 2, Sc 357.253 r, 2234029, -, -, -, 28 Aug 2008  04:32:33,
CCV - 2, Se 196.090 r, 4637, -, -, -, 28 Aug 2008  04:32:33,
CCV - 2, Si 251.611 r, 380805, -, -, -, 28 Aug 2008  04:32:33,
CCV - 2, Sn 189.991 r, 10275, -, -, -, 28 Aug 2008  04:32:33,
CCV - 2, Sr 421.552 r, 6701693, -, -, -, 28 Aug 2008  04:32:33,
CCV - 2, Ti 337.280 r, 703087, -, -, -, 28 Aug 2008  04:32:33,
CCV - 2, Ti 334.941 r, 1685231, -, -, -, 28 Aug 2008  04:32:33,
CCV - 2, Tl 190.864 r, 12268, -, -, -, 28 Aug 2008  04:32:33,
CCV - 2, V 292.401 r, 379514, -, -, -, 28 Aug 2008  04:32:33,
CCV - 2, Zn 213.856 r, 142061, -, -, -, 28 Aug 2008  04:32:33,
```

```
CCV - 2, Zn 206.200 r, 75839, -, -, -, 28 Aug 2008  04:32:33,
CCV - 2, Y 371.030 r, 5692053, -, -, -, 28 Aug 2008  04:32:33,
CCB - 1, Ag 328.068 r, 3965, -, -, -, 28 Aug 2008  04:36:00,
CCB - 1, Al 396.152 r, 968, -, -, -, 28 Aug 2008  04:36:00,
CCB - 1, As 189.042 r, 139, -, -, -, 28 Aug 2008  04:36:00,
CCB - 1, B 249.677 r, 468, -, -, -, 28 Aug 2008  04:36:00,
CCB - 1, Ba 493.409 r, 106717, -, -, -, 28 Aug 2008  04:36:00,
CCB - 1, Be 234.861 r, -517, -, -, -, 28 Aug 2008  04:36:00,
CCB - 1, Bi 223.061 r, -86, -, -, -, 28 Aug 2008  04:36:00,
CCB - 1, Ca 315.887 r, 2782, -, -, -, 28 Aug 2008  04:36:00,
CCB - 1, Cd 214.441 r, 73, -, -, -, 28 Aug 2008  04:36:00,
CCB - 1, Co 228.615 r, 18, -, -, -, 28 Aug 2008  04:36:00,
CCB - 1, Cr 267.716 r, -803, -, -, -, 28 Aug 2008  04:36:00,
CCB - 1, Cr 205.552 r, -135, -, -, -, 28 Aug 2008  04:36:00,
CCB - 1, Cu 324.754 r, 13451, -, -, -, 28 Aug 2008  04:36:00,
CCB - 1, Fe 240.489 r, 3357, -, -, -, 28 Aug 2008  04:36:00,
CCB - 1, Fe 259.940 r, 7661, -, -, -, 28 Aug 2008  04:36:00,
CCB - 1, Ga 294.364 r, -1213, -, -, -, 28 Aug 2008  04:36:00,
CCB - 1, K 766.491 r, 5574, -, -, -, 28 Aug 2008  04:36:00,
CCB - 1, Li 670.784 r, 6078, -, -, -, 28 Aug 2008  04:36:00,
CCB - 1, Mg 279.078 r, 206, -, -, -, 28 Aug 2008  04:36:00,
CCB - 1, Mn 257.610 r, 1001, -, -, -, 28 Aug 2008  04:36:00,
CCB - 1, Mo 202.030 r, 395, -, -, -, 28 Aug 2008  04:36:00,
CCB - 1, Na 330.237 r, 7074, -, -, -, 28 Aug 2008  04:36:00,
CCB - 1, Na 589.592 r, 33186, -, -, -, 28 Aug 2008  04:36:00,
CCB - 1, Ni 221.648 r, -473, -, -, -, 28 Aug 2008  04:36:00,
CCB - 1, Ni 231.604 r, 495, -, -, -, 28 Aug 2008  04:36:00,
CCB - 1, Pb 220.353 r, 25, -, -, -, 28 Aug 2008  04:36:00,
CCB - 1, Sb 206.833 r, -15, -, -, -, 28 Aug 2008  04:36:00,
CCB - 1, Sb 217.581 r, -157, -, -, -, 28 Aug 2008  04:36:00,
CCB - 1, Sc 361.383 r, 4932, -, -, -, 28 Aug 2008  04:36:00,
CCB - 1, Sc 357.253 r, 187169, -, -, -, 28 Aug 2008  04:36:00,
CCB - 1, Se 196.090 r, 76, -, -, -, 28 Aug 2008  04:36:00,
CCB - 1, Si 251.611 r, 1208, -, -, -, 28 Aug 2008  04:36:00,
CCB - 1, Sn 189.991 r, 40, -, -, -, 28 Aug 2008  04:36:00,
CCB - 1, Sr 421.552 r, 2928, -, -, -, 28 Aug 2008  04:36:00,
CCB - 1, Ti 337.280 r, -4929, -, -, -, 28 Aug 2008  04:36:00,
CCB - 1, Ti 334.941 r, 16059, -, -, -, 28 Aug 2008  04:36:00,
CCB - 1, Tl 190.864 r, 229, -, -, -, 28 Aug 2008  04:36:00,
CCB - 1, V 292.401 r, -453, -, -, -, 28 Aug 2008  04:36:00,
CCB - 1, Zn 213.856 r, 1922, -, -, -, 28 Aug 2008  04:36:00,
CCB - 1, Zn 206.200 r, 228, -, -, -, 28 Aug 2008  04:36:00,
CCB - 1, Y 371.030 r, 5548744, -, -, -, 28 Aug 2008  04:36:00,
CCB - 2, Ag 328.068 r, 4749, -, -, -, 28 Aug 2008  04:36:00,
CCB - 2, Al 396.152 r, 505, -, -, -, 28 Aug 2008  04:36:00,
CCB - 2, As 189.042 r, 116, -, -, -, 28 Aug 2008  04:36:00,
CCB - 2, B 249.677 r, 509, -, -, -, 28 Aug 2008  04:36:00,
CCB - 2, Ba 493.409 r, 105774, -, -, -, 28 Aug 2008  04:36:00,
CCB - 2, Be 234.861 r, -674, -, -, -, 28 Aug 2008  04:36:00,
CCB - 2, Bi 223.061 r, -12, -, -, -, 28 Aug 2008  04:36:00,
CCB - 2, Ca 315.887 r, 2383, -, -, -, 28 Aug 2008  04:36:00,
CCB - 2, Cd 214.441 r, 58, -, -, -, 28 Aug 2008  04:36:00,
CCB - 2, Co 228.615 r, -212, -, -, -, 28 Aug 2008  04:36:00,
CCB - 2, Cr 267.716 r, -837, -, -, -, 28 Aug 2008  04:36:00,
CCB - 2, Cr 205.552 r, -72, -, -, -, 28 Aug 2008  04:36:00,
CCB - 2, Cu 324.754 r, 12991, -, -, -, 28 Aug 2008  04:36:00,
CCB - 2, Fe 240.489 r, 2542, -, -, -, 28 Aug 2008  04:36:00,
CCB - 2, Fe 259.940 r, 5821, -, -, -, 28 Aug 2008  04:36:00,
CCB - 2, Ga 294.364 r, -1429, -, -, -, 28 Aug 2008  04:36:00,
CCB - 2, K 766.491 r, 2095, -, -, -, 28 Aug 2008  04:36:00,
```

```
CCB - 2, Li 670.784 r, 5337, -, -, -, 28 Aug 2008  04:36:00,
CCB - 2, Mg 279.078 r, 213, -, -, -, 28 Aug 2008  04:36:00,
CCB - 2, Mn 257.610 r, 788, -, -, -, 28 Aug 2008  04:36:00,
CCB - 2, Mo 202.030 r, 436, -, -, -, 28 Aug 2008  04:36:00,
CCB - 2, Na 330.237 r, 7300, -, -, -, 28 Aug 2008  04:36:00,
CCB - 2, Na 589.592 r, 29371, -, -, -, 28 Aug 2008  04:36:00,
CCB - 2, Ni 221.648 r, -316, -, -, -, 28 Aug 2008  04:36:00,
CCB - 2, Ni 231.604 r, 445, -, -, -, 28 Aug 2008  04:36:00,
CCB - 2, Pb 220.353 r, 39, -, -, -, 28 Aug 2008  04:36:00,
CCB - 2, Sb 206.833 r, -32, -, -, -, 28 Aug 2008  04:36:00,
CCB - 2, Sb 217.581 r, -383, -, -, -, 28 Aug 2008  04:36:00,
CCB - 2, Sc 361.383 r, 4689, -, -, -, 28 Aug 2008  04:36:00,
CCB - 2, Sc 357.253 r, 186778, -, -, -, 28 Aug 2008  04:36:00,
CCB - 2, Se 196.090 r, -7, -, -, -, 28 Aug 2008  04:36:00,
CCB - 2, Si 251.611 r, 1168, -, -, -, 28 Aug 2008  04:36:00,
CCB - 2, Sn 189.991 r, 28, -, -, -, 28 Aug 2008  04:36:00,
CCB - 2, Sr 421.552 r, 3749, -, -, -, 28 Aug 2008  04:36:00,
CCB - 2, Ti 337.280 r, -5732, -, -, -, 28 Aug 2008  04:36:00,
CCB - 2, Ti 334.941 r, 16899, -, -, -, 28 Aug 2008  04:36:00,
CCB - 2, Tl 190.864 r, 1, -, -, -, 28 Aug 2008  04:36:00,
CCB - 2, V 292.401 r, -346, -, -, -, 28 Aug 2008  04:36:00,
CCB - 2, Zn 213.856 r, 1996, -, -, -, 28 Aug 2008  04:36:00,
CCB - 2, Zn 206.200 r, 400, -, -, -, 28 Aug 2008  04:36:00,
CCB - 2, Y 371.030 r, 5466154, -, -, -, 28 Aug 2008  04:36:00,
```

ICP 3050

QC List Type: QC-ICP-846
QCListMatClass: SOLID
Bench Sheet List:
QC Ref: MA-ICP-T-846
Group ID: MA-G-ICP_-3050
Method Ref: M6010B
SOP Ref: SOPII012

WG250834

ACZ Laboratories, Inc

Instrument ID: ICP5
Analyst: EMH / AEH
ACZ Dept: 33
Create Date: 8/28/2008 1:06:39 PM
Start Date/Time: 8/28/08
End Date/Time:

SEQ	ACZ ID	Client ID	SubSX	Pri	BE 30 50	CU 30 50	FE 30 50	NI 30 50	Dilution
1	WG250834ICV	II080820-1			✓	✓	✓	✓	1
2	WG250834ICB	NONE			✓	✓	✓	✓	1
3	WG250834PQV	II080821-5			✓	✓	✓	✓	1
4	WG250834ICSAB	II080819-4			✓	✓	✓	✓	1
5	WG250512PBS	NONE			✓	✓		✓	100
6	WG250512LCSS	PCN30289			✓	✓		✓	100
7	WG250512LCSSD	PCN30289			✓	✓		✓	100
8	L71083-01	A-SD-02-0-1.5/D/MS			✓				101
9	L71083-01SDL	NONE			✓				101
10	L71083-01MS	II080811-3			✓	✓		✓	101
11	L71083-01MSD	II080811-3			✓	✓		✓	101
12	L71083-02	A-SD-02-1.5-3.0/D/M			✓				101
13	WG250834CCV1	II080820-2			✓	✓	✓	✓	1
14	WG250834CCB1	NONE			✓	✓	✓	✓	1
15	L71083-03	A-SD-01-0-1.5/D/MS			✓				102
16	L71084-01	A-SD-01-1.5-3.0/D/M			✓				101
17	L71084-02	A-JS-02-0-1/D/MS/M			✓	✓			515 CU: OCAL AEH 8/28/08 5x @ bench
18	L71084-03	A-JS-02-1-3/D/MS/M			✓	✓			505
19	L71084-04	RA-JS-02-5-7			✓	✓			204 2x @ bench
20	L71084-05	RA-JS-02-5-7D			✓	✓			204
21	L71176-01	EM-JS-06-0-1			✓				101
22	L71176-02	EM-JS-06-1-3			✓				101
23	L71176-03	EM-JS-06-5-7			✓				101

31

Report Comments:

Internal Comments

AREV: EMH / AEH 9/2/08
Initials, Date

SREV: 9.2.08
Initials, Date

82908

9.3.08

ICP 3050

WG250834

ACZ Laboratories, Inc

QC List Type: QC-ICP-846
QCListMatClass: SOLID
Bench Sheet List:
QC Ref: MA-ICP-T-846
Group ID: MA-G-ICP_-3050
Method Ref: M6010B
SOP Ref: SOPII012

Instrument ID: ICP5
Analyst:
ACZ Dept: 33
Create Date: 8/28/2008 1:06:39 PM
Start Date/Time:
End Date/Time:

SEQ	ACZ ID	Client ID	SubSX	Pri	BE 30 50	CU 30 50	FE 30 50	NI 30 50	Dilution
24	L71176-04	EM-JS-06-10-11			✓				101
25	WG250834CCV2	II080820-2			✓	✓	✓	✓	1
26	WG250834CCB2	NONE			✓	✓	✓	✓	1
27	L71176-05	EM-JS-07-0-1			✓				102
28	L71176-06	EM-JS-07-1-3			✓				102
29	L71176-07	EM-JS-07-5-7			✓				101
30	L71176-08	EM-JS-07-10-12			✓				101
31	L71176-09	EM-JS-07-15-16			✓				102
32	WG250513PBS	NONE			✓	✓	✓	✓	100
33	WG250513LCSS	PCN30289			✓	✓	✓	✓	100
34	WG250513LCSSD	PCN30289			✓	✓	✓	✓	100
35	L71133-01	VN OF HOPE COMP					✓	✓	510 - Re-OCAL
36	L71134-16	EM-JS-08-5-7				✓			505 Re-OCAL
37	WG250834CCV3	II080820-2			✓	✓	✓	✓	1
38	WG250834CCB3	NONE			✓	✓	✓	✓	1
39	L71134-16SDL	NONE			✓	✓	✓	✓	505
40	L71134-16MS	II080811-3			✓	✓	✓	✓	505
41	L71134-16MSD	II080811-3			✓	✓	✓	✓	505
42	WG250834CCV4	II080820-2			✓	✓	✓	✓	1
43	WG250834CCB4	NONE			✓	✓	✓	✓	1

Ni - Low Sr@bench AEH 8/28/08

AEH 8/28/08

Report Comments: _____

Internal Comments _____

AREV: _____
Initials, Date

SREV: _____
Initials, Date

82908

ICP 3050

QC List Type: QC-ICP-846
QCListMatClass: SOLID
Bench Sheet List:
QC Ref: MA-ICP-T-846
Group ID: MA-G-ICP_-3050
Method Ref: M6010B
SOP Ref: SOPII012

WG250834

ACZ Laboratories, Inc

Instrument ID: ICP5
Analyst:
ACZ Dept: 33
Create Date: 8/28/2008 1:06:39 PM
Start Date/Time:
End Date/Time:

Sample	Login Comments
L71083-01	16OZ SJX4(RUN QC)INORG WALKIN
L71083-01MS	ICP Spike
L71083-01MSD	ICP Spike
L71083-02	16OZ SJX4(RUN QC)INORG WALKIN
L71083-03	16OZ SJX4(RUN QC)INORG WALKIN
L71084-01	16OZ SJX4(RUN QC)INORG WALKIN
L71084-02	16OZ SJX4(RUN QC)INORG WALKIN
L71084-03	16OZ SJX4(RUN QC)INORG WALKIN
L71084-04	16OZ SJ(INORG WALKIN)
L71084-05	16OZ SJ(INORG WALKIN)
L71133-01	BAG OF SOIL
L71134-16	SJ(2) INORG WALKIN
L71134-16MS	ICP Spike
L71134-16MSD	ICP Spike
L71176-01	16OZ SJ(INORG WALKIN)
L71176-02	16OZ SJ(INORG WALKIN)
L71176-03	16OZ SJ(INORG WALKIN)
L71176-04	16OZ SJ(INORG WALKIN)
L71176-05	16OZ SJ(INORG WALKIN)
L71176-06	16OZ SJ(INORG WALKIN)
L71176-07	16OZ SJ(INORG WALKIN)
L71176-08	16OZ SJ(INORG WALKIN)
L71176-09	16OZ SJ(INORG WALKIN)

Report Comments: _____

Internal Comments _____

AREV: _____
Initials, Date

SREV: _____
Initials, Date

82908

ACZ Laboratories, Inc.

ICP DATA REVIEW CHECKLIST

Reviewed By: [illegible]
Date: 9/2/08

Approved By: [illegible]
Date: 9.2.08

Work Group: WG 250834
Sample Type: 3050
Analysis Date: 8/29/08
Analyst: [illegible]

Instrument Checklist	**Yes**	**No**	**N / A**
1) Is the correct run date associated with the workgroup?	✓		
2) Are all of the QC critera listed in LIMS within specified limits? **		✓	
3) Are all samples requiring re-analysis / re-digestion at REDO / REDX status?	✓		
4) Are all errors properly corrected (i.e. single-line crossout, dated & initialed)?	✓		
5) Is a current standard/reagent form attached to the workgroup?	✓		
6) Have all dilutions performed at the bench been checked off on the benchsheet?	✓		
7) Has any sample on a 2x dilution been checked for proper mixing (review raw data)?	✓		
8) Is any sample analyzed on dilution appropriately "D" qualified (not required for o-cal, EC, TDS)?			✓
9) Is the correct sub-sample type entered on the bench sheet (if different than SOP)?			✓
10) **FOR SREV**: QA/QC approval for initial training or 2 sets of initials for WG & LIMS?	✓		

For any item listed above that is checked "No" state the problem and corrective action / resolution in the sections below.

QC/Sample ID	Analytical Problem	Corrective action
71083-1 MS	Cu = 2013.5 MSD: Cu = -2028 RPD: 23.13	M3 RD
	Fe = 105.4 Fe = -2051.5	no assoc. [illegible]
71084-5	Cu ocal	redo on 5x dilution
71134-16 SDL	Ni = 14	Z6
71134-16 MS	Cu = -558.4 MSD: Cu = -7867.5	M3
	Fe = -9254.5 Fe = 17027	M3

** Na 3302 line is used for values > 500 mg/L. LIMS failure(s) of blanks and low level QC standards is due to high "noise."

FRMII009.09.07.12

ACZ LABORATORIES, INC.
Standards/Reagents Information
ICP Spectrophotometer, Method EPA 200.7/6010 B
SOP# : SOPII012

CALIBRATION REAGENTS

TJA 61e (ICP2, ICP3)

1% Calibration Standards		10% Calibration Standards	
CLPSTD1: II080826-1	SCN	CLPTSTD1: II080826-2	SCN
CLPSTD2: II080801-1	SCN	CLPTSTD2: ii080701-1	SCN
CLPSTD3: II080819-2	SCN	CLPTSTD3: II080806-1	SCN

Leeman Prodigy (ICP4)

1% Calibration Standards		10% Calibration Standards	
CLPSTD1: **	SCN	CLPTSTD1: **	SCN
CLPSTD2: II080811-1	SCN	CLPTSTD2: II080813-1	SCN
CLPSTD3: II080710-4	SCN	CLPTSTD3: ii080702-1	SCN

Yttrium (Internal Standard) = PCN28354

**=CALSTD1 is a 2X dilution on CALSTD2 using either 1% or 10% Blank as the dilutent.

Blank Solutions:

Nitric acid: 30496 PCN

Hydrochloric acid: 29874 PCN

g:\data\clp_frm\icp_std.xls

ACZ Laboratories, Inc.
2773 Downhill Drive Steamboat Springs, CO 80487 (800) 334-5493

Workgroup Review and Approval

WG250834

Date Reported: 02-Sep-08
Run ID: R627257
Date Analyzed: 29-Aug-08
ICAL Workgroup:
Instrument ID: ICP3

WG250834ICV

Tag:

Measured: 8/29/2008 9:12:26 PM

Status	Parm_Stored	Type	Value	Dil	Qual	Units	Appv	MDL	RDL	Text Value	Ext Qual
SREV	ALUMINUM	FOUND	1.985	1		mg/L	++	0.03	0.2		
SREV	ALUMINUM	REC	99.3	1		%	++	0.03	0.2		
SREV	ALUMINUM	RSD	0.08	1		mg/L	++	0.03	0.15		
SREV	ANTIMONY	FOUND	4.272	1		mg/L	++	0.02	0.1		
SREV	ANTIMONY	REC	106.8	1		%	++	0.02	0.1		
SREV	ANTIMONY	RSD	0.12	1		mg/L	++	0.02	0.1		
SREV	ARSENIC	FOUND	4.011	1		mg/L	++	0.04	0.2		
SREV	ARSENIC	REC	100.3	1		%	++	0.04	0.2		
SREV	ARSENIC	RSD	0.38	1		mg/L	++	0.04	0.2		
SREV	BARIUM	FOUND	2.0071	1		mg/L	++	0.003	0.02		
SREV	BARIUM	REC	100.4	1		%	++	0.003	0.02		
SREV	BARIUM	RSD	0.15	1		mg/L	++	0.003	0.015		
SREV	BERYLLIUM	FOUND	1.9572	1		mg/L	++	0.002	0.01		
SREV	BERYLLIUM	REC	97.9	1		%	++	0.002	0.01		
SREV	BERYLLIUM	RSD	0.3	1		mg/L	++	0.002	0.01		
SREV	BISMUTH	FOUND	1.949	1		mg/L	++	0.04	0.2		
SREV	BISMUTH	REC	97.5	1		%	++	0.04	0.2		
SREV	BISMUTH	RSD	0.98	1		mg/L	++	0.04	0.2		
SREV	BORON	FOUND	1.792	1		mg/L	++	0.01	0.05		
SREV	BORON	REC	89.6	1		%	++	0.01	0.05		
SREV	BORON	RSD	0.43	1		mg/L	++	0.01	0.05		
SREV	CADMIUM	FOUND	1.9037	1		mg/L	++	0.005	0.02		
SREV	CADMIUM	REC	95.2	1		%	++	0.005	0.02		
SREV	CADMIUM	RSD	0.4	1		mg/L	++	0.005	0.015		
SREV	CALCIUM	FOUND	96.44	1		mg/L	++	0.2	1		
SREV	CALCIUM	REC	96.4	1		%	++	0.2	1		
SREV	CALCIUM	RSD	0.12	1		mg/L	++	0.2	1		
SREV	CHROMIUM	FOUND	1.904	1		mg/L	++	0.01	0.05		
SREV	CHROMIUM	REC	95.2	1		%	++	0.01	0.05		
SREV	CHROMIUM	RSD	0.4	1		mg/L	++	0.01	0.05		
SREV	COBALT	FOUND	1.973	1		mg/L	++	0.01	0.05		
SREV	COBALT	REC	98.6	1		%	++	0.01	0.05		
SREV	COBALT	RSD	0.26	1		mg/L	++	0.01	0.05		
SREV	COPPER	FOUND	1.94	1		mg/L	++	0.01	0.05		
SREV	COPPER	REC	97	1		%	++	0.01	0.05		
SREV	COPPER	RSD	0.18	1		mg/L	++	0.01	0.05		
SREV	GALLIUM	FOUND	1.98	1		mg/L	++	0.1	0.5		
SREV	GALLIUM	REC	99	1		%	++	0.1	0.5		
SREV	GALLIUM	RSD	0	1		mg/L	++	0.1	0.5		
SREV	IRON	FOUND	1.939	1		mg/L	++	0.02	0.05		
SREV	IRON	REC	97	1		%	++	0.02	0.05		
SREV	IRON	RSD	0.03	1		mg/L	++	0.02	0.05		
SREV	LEAD	FOUND	3.9	1		mg/L	++	0.04	0.2		
SREV	LEAD	REC	97.5	1		%	++	0.04	0.2		
SREV	LEAD	RSD	0.27	1		mg/L	++	0.04	0.2		

SREV	LITHIUM	FOUND	2.077	1	mg/L	++	0.02	0.1
SREV	LITHIUM	REC	103.9	1	%	++	0.02	0.1
SREV	LITHIUM	RSD	0.26	1	mg/L	++	0.02	0.1
SREV	MAGNESIUM	FOUND	98.42	1	mg/L	++	0.2	1
SREV	MAGNESIUM	REC	98.4	1	%	++	0.2	1
SREV	MAGNESIUM	RSD	0.21	1	mg/L	++	0.2	1
SREV	MANGANESE	FOUND	1.9378	1	mg/L	++	0.005	0.03
SREV	MANGANESE	REC	96.9	1	%	++	0.005	0.03
SREV	MANGANESE	RSD	0.08	1	mg/L	++	0.005	0.025
SREV	MOLYBDENUM	FOUND	1.961	1	mg/L	++	0.01	0.05
SREV	MOLYBDENUM	REC	98.1	1	%	++	0.01	0.05
SREV	MOLYBDENUM	RSD	0.79	1	mg/L	++	0.01	0.05
SREV	NICKEL	FOUND	1.922	1	mg/L	++	0.01	0.05
SREV	NICKEL	REC	95.9	1	%	++	0.01	0.05
SREV	NICKEL	RSD	0.02	1	mg/L	++	0.01	0.05
SREV	POTASSIUM	FOUND	19.88	1	mg/L	++	0.3	2
SREV	POTASSIUM	REC	99.4	1	%	++	0.3	2
SREV	POTASSIUM	RSD	0.51	1	mg/L	++	0.3	1.5
SREV	SCANDIUM	FOUND	1.98	1	mg/L	++	0.1	0.5
SREV	SCANDIUM	REC	99	1	%	++	0.1	0.5
SREV	SCANDIUM	RSD	0.06	1	mg/L	++	0.1	0.5
SREV	SELENIUM	FOUND	4.002	1	mg/L	++	0.04	0.2
SREV	SELENIUM	REC	100.1	1	%	++	0.04	0.2
SREV	SELENIUM	RSD	0.5	1	mg/L	++	0.04	0.2
SREV	SILICA	FOUND	44.07	1	mg/L	++	0.4	2
SREV	SILICA	REC	103	1	%	++	0.4	2
SREV	SILICA	RSD	0	1	mg/L	++	0.428	2.14
SREV	SILVER	FOUND	0.969	1	mg/L	++	0.01	0.03
SREV	SILVER	REC	97	1	%	++	0.01	0.03
SREV	SILVER	RSD	0.4	1	mg/L	++	0.01	0.025
SREV	SODIUM	FOUND	99.7	1	mg/L	++	0.3	2
SREV	SODIUM	FOUND	98	1	mg/L	++	2	50
SREV	SODIUM	REC	99.7	1	%	++	0.3	2
SREV	SODIUM	REC	98	1	%	++	2	50
SREV	SODIUM	RSD	0.14	1	mg/L	++	2	50
SREV	SODIUM	RSD	0.68	1	mg/L	++	0.3	1.5
SREV	STRONTIUM	FOUND	2.04	1	mg/L	++	0.01	0.05
SREV	STRONTIUM	REC	102	1	%	++	0.01	0.05
SREV	STRONTIUM	RSD	0.19	1	mg/L	++	0.01	0.05
SREV	THALLIUM	FOUND	4.04	1	mg/L	++	0.3	1
SREV	THALLIUM	REC	101	1	%	++	0.3	1
SREV	THALLIUM	RSD	1.18	1	mg/L	++	0.3	1
SREV	TIN	FOUND	1.97	1	mg/L	++	0.1	0.5
SREV	TIN	REC	98.5	1	%	++	0.1	0.5
SREV	TIN	RSD	1.32	1	mg/L	++	0.1	0.5
SREV	TITANIUM	FOUND	1.8918	1	mg/L	++	0.005	0.03
SREV	TITANIUM	REC	94.6	1	%	++	0.005	0.03
SREV	TITANIUM	RSD	0.09	1	mg/L	++	0.005	0.025
SREV	VANADIUM	FOUND	1.9501	1	mg/L	++	0.005	0.03
SREV	VANADIUM	REC	97.5	1	%	++	0.005	0.03
SREV	VANADIUM	RSD	0.21	1	mg/L	++	0.005	0.025
SREV	ZINC	FOUND	1.935	1	mg/L	++	0.01	0.05
SREV	ZINC	REC	96.8	1	%	++	0.01	0.05
SREV	ZINC	RSD	0.07	1	mg/L	++	0.01	0.05

WG250834ICB

Tag: Measured: 8/29/2008 9:16:09 PM

Status	Parm_Stored	Type	Value	Dil	Qual	Units	Appv	MDL	RDL	Text Value	Ext Qual
SREV	ALUMINUM	FOUND		1	U	mg/L	++	0.03	0.2		
SREV	ANTIMONY	FOUND		1	U	mg/L	++	0.02	0.1		
SREV	ARSENIC	FOUND		1	U	mg/L	++	0.04	0.2		
SREV	BARIUM	FOUND		1	U	mg/L	++	0.003	0.02		
SREV	BERYLLIUM	FOUND		1	U	mg/L	++	0.002	0.01		
SREV	BISMUTH	FOUND		1	U	mg/L	++	0.04	0.2		
SREV	BORON	FOUND		1	U	mg/L	++	0.01	0.05		
SREV	CADMIUM	FOUND		1	U	mg/L	++	0.005	0.02		
SREV	CALCIUM	FOUND		1	U	mg/L	++	0.2	1		
SREV	CHROMIUM	FOUND		1	U	mg/L	++	0.01	0.05		
SREV	COBALT	FOUND		1	U	mg/L	++	0.01	0.05		
SREV	COPPER	FOUND		1	U	mg/L	++	0.01	0.05		
SREV	GALLIUM	FOUND		1	U	mg/L	++	0.1	0.5		
SREV	IRON	FOUND		1	U	mg/L	++	0.02	0.05		
SREV	LEAD	FOUND		1	U	mg/L	++	0.04	0.2		
SREV	LITHIUM	FOUND		1	U	mg/L	++	0.02	0.1		
SREV	MAGNESIUM	FOUND		1	U	mg/L	++	0.2	1		
SREV	MANGANESE	FOUND		1	U	mg/L	++	0.005	0.03		
SREV	MOLYBDENUM	FOUND		1	U	mg/L	++	0.01	0.05		
SREV	NICKEL	FOUND		1	U	mg/L	++	0.01	0.05		
SREV	POTASSIUM	FOUND		1	U	mg/L	++	0.3	2		
SREV	SCANDIUM	FOUND		1	U	mg/L	++	0.1	0.5		
SREV	SELENIUM	FOUND		1	U	mg/L	++	0.04	0.2		
SREV	SILICA	FOUND		1	U	mg/L	++	0.4	2		
SREV	SILVER	FOUND		1	U	mg/L	++	0.01	0.03		
SREV	SODIUM	FOUND		1	U	mg/L	++	2	50		
SREV	SODIUM	FOUND		1	U	mg/L	++	0.3	2		
SREV	STRONTIUM	FOUND		1	U	mg/L	++	0.01	0.05		
SREV	THALLIUM	FOUND		1	U	mg/L	++	0.3	1		
SREV	TIN	FOUND		1	U	mg/L	++	0.1	0.5		
SREV	TITANIUM	FOUND		1	U	mg/L	++	0.005	0.03		
SREV	VANADIUM	FOUND		1	U	mg/L	++	0.005	0.03		
SREV	ZINC	FOUND		1	U	mg/L	++	0.01	0.05		

WG250834PQV

Tag: Measured: 8/29/2008 9:19:53 PM

Status	Parm_Stored	Type	Value	Dil	Qual	Units	Appv	MDL	RDL	Text Value	Ext Qual
SREV	BERYLLIUM	FOUND	0.0098	1	B	mg/L	++	0.002	0.01		
SREV	BERYLLIUM	REC	98	1	B	%	++	0.002	0.01		
SREV	COPPER	FOUND	0.048	1	B	mg/L	++	0.01	0.05		
SREV	COPPER	REC	96	1	B	%	++	0.01	0.05		
SREV	IRON	FOUND	0.054	1		mg/L	++	0.02	0.05		
SREV	IRON	REC	108	1		%	++	0.02	0.05		
SREV	NICKEL	FOUND	0.05	1	B	mg/L	++	0.01	0.05		
SREV	NICKEL	REC	100.3	1	B	%	++	0.01	0.05		

WG250834ICSABI

Tag: Measured: 8/29/2008 9:23:35 PM

Status	Parm_Stored	Type	Value	Dil	Qual	Units	Appv	MDL	RDL	Text Value	Ext Qual
SREV	BERYLLIUM	FOUND	0.2451	1		mg/L	++	0.002	0.01		
SREV	BERYLLIUM	REC	98.6	1		%	++	0.002	0.01		
SREV	COPPER	FOUND	0.242	1		mg/L	++	0.01	0.05		
SREV	COPPER	REC	96.2	1		%	++	0.01	0.05		
SREV	IRON	FOUND	92.993	1		mg/L	++	0.02	0.05		
SREV	IRON	REC	93	1		%	++	0.02	0.05		
SREV	NICKEL	FOUND	0.453	1		mg/L	++	0.01	0.05		
SREV	NICKEL	REC	90.6	1		%	++	0.01	0.05		

WG250512PBS

Tag: 1 Measured: 8/29/2008 9:31:03 PM

Status	Parm_Stored	Type	Value	Dil	Qual	Units	Appv	MDL	RDL	Text Value	Ext Qual
SREV	BERYLLIUM	FOUND		100	U	mg/Kg	++	0.2	1		
SREV	COPPER	FOUND		100	U	mg/Kg	++	1	5		
SREV	IRON	FOUND	2.3	100	B	mg/Kg	++	2	5		
SREV	NICKEL	FOUND		100	U	mg/Kg	++	1	5		

WG250512LCSS

Tag: 1 Measured: 8/29/2008 9:34:47 PM

Status	Parm_Stored	Type	Value	Dil	Qual	Units	Appv	MDL	RDL	Text Value	Ext Qual
SREV	BERYLLIUM	FOUND	170.28	100		mg/Kg	++	0.2	1		
SREV	BERYLLIUM	REC	105.1	100		%	++	0.2	1		
SREV	COPPER	FOUND	64.8	100		mg/Kg	++	1	5		
SREV	COPPER	REC	97.2	100		%	++	1	5		
SREV	IRON	FOUND	19102.2	100		mg/Kg	++	2	5		
SREV	IRON	REC	108.5	100		%	++	2	5		
SREV	NICKEL	FOUND	174	100		mg/Kg	++	1	5		
SREV	NICKEL	REC	101.2	100		%	++	1	5		

WG250512LCSSD

Tag: 1 Measured: 8/29/2008 9:38:30 PM

Status	Parm_Stored	Type	Value	Dil	Qual	Units	Appv	MDL	RDL	Text Value	Ext Qual
SREV	BERYLLIUM	FOUND	175.57	100		mg/Kg	++	0.2	1		
SREV	BERYLLIUM	REC	108.4	100		%	++	0.2	1		
SREV	BERYLLIUM	RPD	3.1	100		%	++	0.2	1		
SREV	COPPER	FOUND	70.8	100		mg/Kg	++	1	5		
SREV	COPPER	REC	106.1	100		%	++	1	5		
SREV	COPPER	RPD	8.8	100		%	++	1	5		
SREV	IRON	FOUND	19287.2	100		mg/Kg	++	2	5		
SREV	IRON	REC	109.6	100		%	++	2	5		
SREV	IRON	RPD	1	100		%	++	2	5		
SREV	NICKEL	FOUND	180.8	100		mg/Kg	++	1	5		
SREV	NICKEL	REC	105.1	100		%	++	1	5		
SREV	NICKEL	RPD	3.8	100		%	++	1	5		

L71083-01

Tag: 1 Measured: 8/29/2008 9:42:14 PM

Status	Parm_Stored	Type	Value	Dil	Qual	Units	Appv	MDL	RDL	Text Value	Ext Qual
SREV	BERYLLIUM	BE-3050		101	U	mg/Kg	++	0.2	1		
NEED	COPPER	REG	4380	101		mg/Kg	++	1	5		
NEED	IRON	REG	34400	101		mg/Kg	++	2	5		
NEED	NICKEL	REG	1	101	B	mg/Kg	++	1	5		

L71083-01SDL

Tag: 1 Measured: 8/29/2008 9:45:58 PM

Status	Parm_Stored	Type	Value	Dil	Qual	Units	Appv	MDL	RDL	Text Value	Ext Qual
SREV	BERYLLIUM	D		101	U	%	++	0.2	1		
SREV	BERYLLIUM	FOUND		101	U	mg/Kg	++	0.2	1		
SREV	BERYLLIUM	REG	0	101	U	mg/Kg	++	0.2	1		
SREV	COPPER	D	3.7	101		%	++	1	5		
SREV	COPPER	FOUND	908.1	101		mg/Kg	++	1	5		
SREV	COPPER	REG	4540.5	101		mg/Kg	++	1	5		
SREV	IRON	D	9.8	101		%	++	2	5		
SREV	IRON	FOUND	7557.1	101		mg/Kg	++	2	5		
SREV	IRON	REG	37785.5	101		mg/Kg	++	2	5		
SREV	NICKEL	D		101	U	%	++	1	5		
SREV	NICKEL	FOUND		101	U	mg/Kg	++	1	5		
SREV	NICKEL	REG	0	101	U	mg/Kg	++	1	5		

L71083-01MS

Tag: 1 Measured: 8/29/2008 9:49:42 PM

Status	Parm_Stored	Type	Value	Dil	Qual	Units	Appv	MDL	RDL	Text Value	Ext Qual
SREV	BERYLLIUM	FOUND	49.59	101		mg/Kg	++	0.2	1		
SREV	BERYLLIUM	REC	98.2	101		%	++	0.2	1		
SREV	COPPER	FOUND	5396.8	101		mg/Kg	++	1	5		
SREV	COPPER	REC	2013.5	101		%	ALRT	1	5		M3
FAIL	IRON	FOUND	34293.5	101		mg/Kg	++	2	5		
FAIL	IRON	REC	-105.4	101		%	ALRT	2	5		
SREV	NICKEL	FOUND	47.9	101		mg/Kg	++	1	5		
SREV	NICKEL	REC	93.2	101		%	++	1	5		

L71083-01MSD

Tag: 1 Measured: 8/29/2008 9:53:25 PM

Status	Parm_Stored	Type	Value	Dil	Qual	Units	Appv	MDL	RDL	Text Value	Ext Qual
SREV	BERYLLIUM	FOUND	51.41	101		mg/Kg	++	0.2	1		
SREV	BERYLLIUM	REC	101.8	101		%	++	0.2	1		
SREV	BERYLLIUM	RPD	3.6	101		%	++	0.2	1		
SREV	COPPER	FOUND	4277.9	101		mg/Kg	++	1	5		
SREV	COPPER	REC	-202.2	101		%	ALRT	1	5		M3
SREV	COPPER	RPD	23.13	101		%	ALRT	1	5		RD
FAIL	IRON	FOUND	32328	101		mg/Kg	++	2	5		
FAIL	IRON	REC	-2051.5	101		%	ALRT	2	5		
FAIL	IRON	RPD	5.9	101		%	++	2	5		
SREV	NICKEL	FOUND	49.1	101		mg/Kg	++	1	5		
SREV	NICKEL	REC	95.5	101		%	++	1	5		
SREV	NICKEL	RPD	2.47	101		%	++	1	5		

WG250834CCV1

Tag: Measured: 8/29/2008 9:57:09 PM

Status	Parm_Stored	Type	Value	Dil	Qual	Units	Appv	MDL	RDL	Text Value	Ext Qual
SREV	BERYLLIUM	FOUND	1.0154	1		mg/L	++	0.002	0.01		
SREV	BERYLLIUM	REC	101.5	1		%	++	0.002	0.01		
SREV	COPPER	FOUND	0.986	1		mg/L	++	0.01	0.05		
SREV	COPPER	REC	98.6	1		%	++	0.01	0.05		
SREV	IRON	FOUND	1.016	1		mg/L	++	0.02	0.05		
SREV	IRON	REC	101.6	1		%	++	0.02	0.05		
SREV	NICKEL	FOUND	0.991	1		mg/L	++	0.01	0.05		
SREV	NICKEL	REC	98.9	1		%	++	0.01	0.05		

WG250834CCB1 Tag: Measured: 8/29/2008 10:00:53 PM

Status	Parm_Stored	Type	Value	Dil	Qual	Units	Appv	MDL	RDL	Text Value	Ext Qual
SREV	BERYLLIUM	FOUND		1	U	mg/L	++	0.002	0.01		
SREV	COPPER	FOUND		1	U	mg/L	++	0.01	0.05		
SREV	IRON	FOUND		1	U	mg/L	++	0.02	0.05		
SREV	NICKEL	FOUND		1	U	mg/L	++	0.01	0.05		

L71083-02 Tag: 1 Measured: 8/29/2008 10:04:37 PM

Status	Parm_Stored	Type	Value	Dil	Qual	Units	Appv	MDL	RDL	Text Value	Ext Qual
SREV	BERYLLIUM	BE-3050	0.5	101	B	mg/Kg	++	0.2	1		

L71083-03 Tag: 1 Measured: 8/29/2008 10:08:21 PM

Status	Parm_Stored	Type	Value	Dil	Qual	Units	Appv	MDL	RDL	Text Value	Ext Qual
SREV	BERYLLIUM	BE-3050	0.7	102	B	mg/Kg	++	0.2	1		

L71084-01 Tag: 1 Measured: 8/29/2008 10:12:04 PM

Status	Parm_Stored	Type	Value	Dil	Qual	Units	Appv	MDL	RDL	Text Value	Ext Qual
SREV	BERYLLIUM	BE-3050	0.7	101	B	mg/Kg	++	0.2	1		

L71084-02 Tag: 1 Measured: 8/29/2008 10:15:48 PM

Status	Parm_Stored	Type	Value	Dil	Qual	Units	Appv	MDL	RDL	Text Value	Ext Qual
SREV	BERYLLIUM	BE-3050		515	U	mg/Kg	++	1	5		
SREV	COPPER	CU-3050	30200	515		mg/Kg	++	5	30		M3 RD

L71084-03 Tag: 1 Measured: 8/29/2008 10:19:31 PM

Status	Parm_Stored	Type	Value	Dil	Qual	Units	Appv	MDL	RDL	Text Value	Ext Qual
SREV	BERYLLIUM	BE-3050		505	U	mg/Kg	++	1	5		
SREV	COPPER	CU-3050	27800	505		mg/Kg	++	5	30		M3 RD

L71084-04 Tag: 1 Measured: 8/29/2008 10:23:14 PM

Status	Parm_Stored	Type	Value	Dil	Qual	Units	Appv	MDL	RDL	Text Value	Ext Qual
SREV	BERYLLIUM	BE-3050	6.2	204		mg/Kg	++	0.4	2		
SREV	COPPER	CU-3050	19600	204		mg/Kg	++	2	10		M3 RD

L71084-05 Tag: 1 Measured: 8/29/2008 10:26:58 PM

Status	Parm_Stored	Type	Value	Dil	Qual	Units	Appv	MDL	RDL	Text Value	Ext Qual
SREV	BERYLLIUM	BE-3050	5	204		mg/Kg	++	0.4	2		
REDO	COPPER	REG	21800	204	O	mg/Kg	OCAL	2	10		

L71176-01 Tag: 1 Measured: 8/29/2008 10:30:42 PM

Status	Parm_Stored	Type	Value	Dil	Qual	Units	Appv	MDL	RDL	Text Value	Ext Qual
SREV	BERYLLIUM	BE-3050	0.7	101	B	mg/Kg	++	0.2	1		

L71176-02 Tag: 1 Measured: 8/29/2008 10:34:25 PM

Status	Parm_Stored	Type	Value	Dil	Qual	Units	Appv	MDL	RDL	Text Value	Ext Qual
SREV	BERYLLIUM	BE-3050	0.4	101	B	mg/Kg	++	0.2	1		

L71176-03 Tag: 1 Measured: 8/29/2008 10:38:08 PM

Status	Parm_Stored	Type	Value	Dil	Qual	Units	Appv	MDL	RDL	Text Value	Ext Qual
SREV	BERYLLIUM	BE-3050	0.5	101	B	mg/Kg	++	0.2	1		

WG250834CCV2 Tag: Measured: 8/29/2008 10:41:53 PM

Status	Parm_Stored	Type	Value	Dil	Qual	Units	Appv	MDL	RDL	Text Value	Ext Qual
SREV	BERYLLIUM	FOUND	1.0346	1		mg/L	++	0.002	0.01		
SREV	BERYLLIUM	REC	103.5	1		%	++	0.002	0.01		
SREV	COPPER	FOUND	0.991	1		mg/L	++	0.01	0.05		
SREV	COPPER	REC	99.1	1		%	++	0.01	0.05		
SREV	IRON	FOUND	1.037	1		mg/L	++	0.02	0.05		
SREV	IRON	REC	103.7	1		%	++	0.02	0.05		
SREV	NICKEL	FOUND	1.003	1		mg/L	++	0.01	0.05		
SREV	NICKEL	REC	100.1	1		%	++	0.01	0.05		

WG250834CCB2 Tag: Measured: 8/29/2008 10:45:37 PM

Status	Parm_Stored	Type	Value	Dil	Qual	Units	Appv	MDL	RDL	Text Value	Ext Qual
SREV	BERYLLIUM	FOUND		1	U	mg/L	++	0.002	0.01		
SREV	COPPER	FOUND		1	U	mg/L	++	0.01	0.05		
SREV	IRON	FOUND		1	U	mg/L	++	0.02	0.05		
SREV	NICKEL	FOUND		1	U	mg/L	++	0.01	0.05		

L71176-04 Tag: 1 Measured: 8/29/2008 10:49:21 PM

Status	Parm_Stored	Type	Value	Dil	Qual	Units	Appv	MDL	RDL	Text Value	Ext Qual
SREV	BERYLLIUM	BE-3050	0.9	101	B	mg/Kg	++	0.2	1		

L71176-05 Tag: 1 Measured: 8/29/2008 10:53:05 PM

Status	Parm_Stored	Type	Value	Dil	Qual	Units	Appv	MDL	RDL	Text Value	Ext Qual
SREV	BERYLLIUM	BE-3050	0.2	102	B	mg/Kg	++	0.2	1		

L71176-06 Tag: 1 Measured: 8/29/2008 10:56:48 PM

Status	Parm_Stored	Type	Value	Dil	Qual	Units	Appv	MDL	RDL	Text Value	Ext Qual
SREV	BERYLLIUM	BE-3050	0.7	102	B	mg/Kg	++	0.2	1		

L71176-07 Tag: 1 Measured: 8/29/2008 11:00:32 PM

Status	Parm_Stored	Type	Value	Dil	Qual	Units	Appv	MDL	RDL	Text Value	Ext Qual
SREV	BERYLLIUM	BE-3050	0.7	101	B	mg/Kg	++	0.2	1		

L71176-08 Tag: 1 Measured: 8/29/2008 11:04:16 PM

Status	Parm_Stored	Type	Value	Dil	Qual	Units	Appv	MDL	RDL	Text Value	Ext Qual
SREV	BERYLLIUM	BE-3050	0.5	101	B	mg/Kg	++	0.2	1		

L71176-09 Tag: 1 Measured: 8/29/2008 11:08:00 PM

Status	Parm_Stored	Type	Value	Dil	Qual	Units	Appv	MDL	RDL	Text Value	Ext Qual
SREV	BERYLLIUM	BE-3050	2.1	102		mg/Kg	++	0.2	1		

WG250513PBS

Tag: 1 Measured: 8/29/2008 11:11:43 PM

Status	Parm_Stored	Type	Value	Dil	Qual	Units	Appv	MDL	RDL	Text Value	Ext Qual
SREV	BERYLLIUM	FOUND		100	U	mg/Kg	++	0.2	1		
SREV	COPPER	FOUND		100	U	mg/Kg	++	1	5		
SREV	IRON	FOUND		100	U	mg/Kg	++	2	5		
SREV	NICKEL	FOUND		100	U	mg/Kg	++	1	5		

WG250513LCSS

Tag: 1 Measured: 8/29/2008 11:15:28 PM

Status	Parm_Stored	Type	Value	Dil	Qual	Units	Appv	MDL	RDL	Text Value	Ext Qual
SREV	BERYLLIUM	FOUND	175.77	100		mg/Kg	++	0.2	1		
SREV	BERYLLIUM	REC	108.5	100		%	++	0.2	1		
SREV	COPPER	FOUND	68.7	100		mg/Kg	++	1	5		
SREV	COPPER	REC	103	100		%	++	1	5		
SREV	IRON	FOUND	19313	100		mg/Kg	++	2	5		
SREV	IRON	REC	109.7	100		%	++	2	5		
SREV	NICKEL	FOUND	188.7	100		mg/Kg	++	1	5		
SREV	NICKEL	REC	109.7	100		%	++	1	5		

WG250513LCSSD

Tag: 1 Measured: 8/29/2008 11:19:12 PM

Status	Parm_Stored	Type	Value	Dil	Qual	Units	Appv	MDL	RDL	Text Value	Ext Qual
SREV	BERYLLIUM	FOUND	173.7	100		mg/Kg	++	0.2	1		
SREV	BERYLLIUM	REC	107.2	100		%	++	0.2	1		
SREV	BERYLLIUM	RPD	1.2	100		%	++	0.2	1		
SREV	COPPER	FOUND	64.9	100		mg/Kg	++	1	5		
SREV	COPPER	REC	97.3	100		%	++	1	5		
SREV	COPPER	RPD	5.7	100		%	++	1	5		
SREV	IRON	FOUND	18785.2	100		mg/Kg	++	2	5		
SREV	IRON	REC	106.7	100		%	++	2	5		
SREV	IRON	RPD	2.8	100		%	++	2	5		
SREV	NICKEL	FOUND	175.9	100		mg/Kg	++	1	5		
SREV	NICKEL	REC	102.3	100		%	++	1	5		
SREV	NICKEL	RPD	7	100		%	++	1	5		

L71133-01

Tag: 1 Measured: 8/29/2008 11:22:55 PM

Status	Parm_Stored	Type	Value	Dil	Qual	Units	Appv	MDL	RDL	Text Value	Ext Qual
SREV	IRON	FE-3050	42500	510		mg/Kg	++	10	30		M3
SREV	NICKEL	NI-3050		510	U	mg/Kg	++	5	30		ZG

WG250834CCV3

Tag: Measured: 8/29/2008 11:26:41 PM

Status	Parm_Stored	Type	Value	Dil	Qual	Units	Appv	MDL	RDL	Text Value	Ext Qual
SREV	BERYLLIUM	FOUND	1.0512	1		mg/L	++	0.002	0.01		
SREV	BERYLLIUM	REC	105.1	1		%	++	0.002	0.01		
SREV	COPPER	FOUND	1.018	1		mg/L	++	0.01	0.05		
SREV	COPPER	REC	101.8	1		%	++	0.01	0.05		
SREV	IRON	FOUND	1.042	1		mg/L	++	0.02	0.05		
SREV	IRON	REC	104.2	1		%	++	0.02	0.05		
SREV	NICKEL	FOUND	1.026	1		mg/L	++	0.01	0.05		
SREV	NICKEL	REC	102.4	1		%	++	0.01	0.05		

WG250834CCB3 Tag: Measured: 8/29/2008 11:30:26 PM

Status	Parm_Stored	Type	Value	Dil	Qual	Units	Appv	MDL	RDL	Text Value	Ext Qual
SREV	BERYLLIUM	FOUND		1	U	mg/L	++	0.002	0.01		
SREV	COPPER	FOUND		1	U	mg/L	++	0.01	0.05		
SREV	IRON	FOUND		1	U	mg/L	++	0.02	0.05		
SREV	NICKEL	FOUND		1	U	mg/L	++	0.01	0.05		

L71134-16 Tag: 1 Measured: 8/29/2008 11:34:10 PM

Status	Parm_Stored	Type	Value	Dil	Qual	Units	Appv	MDL	RDL	Text Value	Ext Qual
NEED	BERYLLIUM	REG		505	U	mg/Kg	++	1	5		
SREV	COPPER	CU-3050	26800	505		mg/Kg	++	5	30		M3
NEED	IRON	REG	99500	505		mg/Kg	++	10	30		
NEED	NICKEL	REG	43	505		mg/Kg	++	5	30		

L71134-16SDL Tag: 1 Measured: 8/29/2008 11:37:54 PM

Status	Parm_Stored	Type	Value	Dil	Qual	Units	Appv	MDL	RDL	Text Value	Ext Qual
SREV	BERYLLIUM	D		505	U	%	++	1	5		
SREV	BERYLLIUM	FOUND		505	U	mg/Kg	++	1	5		
SREV	BERYLLIUM	REG	0	505	U	mg/Kg	++	1	5		
SREV	COPPER	D	0.2	505		%	++	5	30		
SREV	COPPER	FOUND	5373.3	505		mg/Kg	++	5	30		
SREV	COPPER	REG	26866.5	505		mg/Kg	++	5	30		
SREV	IRON	D	4.7	505		%	++	10	30		
SREV	IRON	FOUND	20842	505		mg/Kg	++	10	30		
SREV	IRON	REG	104210	505		mg/Kg	++	10	30		
SREV	NICKEL	D	14	505	B	%	ALRT	5	30		ZG
SREV	NICKEL	FOUND	7.4	505	B	mg/Kg	++	5	30		
SREV	NICKEL	REG	37	505	B	mg/Kg	++	5	30		

L71134-16MS Tag: 1 Measured: 8/29/2008 11:41:34 PM

Status	Parm_Stored	Type	Value	Dil	Qual	Units	Appv	MDL	RDL	Text Value	Ext Qual
SREV	BERYLLIUM	FOUND	55.4	505		mg/Kg	++	1	5		
SREV	BERYLLIUM	REC	109.7	505		%	++	1	5		
SREV	COPPER	FOUND	26518	505		mg/Kg	++	5	30		
SREV	COPPER	REC	-558.4	505		%	ALRT	5	30		M3
SREV	IRON	FOUND	90153	505		mg/Kg	++	10	30		
SREV	IRON	REC	-9254.5	505		%	ALRT	10	30		M3
SREV	NICKEL	FOUND	100.3	505		mg/Kg	++	5	30		
SREV	NICKEL	REC	113.5	505		%	++	5	30		

L71134-16MSD

Tag: 1 Measured: 8/29/2008 11:45:12 PM

Status	Parm_Stored	Type	Value	Dil	Qual	Units	Appv	MDL	RDL	Text Value	Ext Qual
SREV	BERYLLIUM	FOUND	56.2	505		mg/Kg	++	1	5		
SREV	BERYLLIUM	REC	111.3	505		%	++	1	5		
SREV	BERYLLIUM	RPD	1.43	505		%	++	1	5		
SREV	COPPER	FOUND	22826.9	505		mg/Kg	++	5	30		
SREV	COPPER	REC	-7867.5	505		%	ALRT	5	30		M3
SREV	COPPER	RPD	14.96	505		%	++	5	30		
SREV	IRON	FOUND	82303	505		mg/Kg	++	10	30		
SREV	IRON	REC	-17027	505		%	ALRT	10	30		M3
SREV	IRON	RPD	9.1	505		%	++	10	30		
SREV	NICKEL	FOUND	97.9	505		mg/Kg	++	5	30		
SREV	NICKEL	REC	108.7	505		%	++	5	30		
SREV	NICKEL	RPD	2.42	505		%	++	5	30		

WG250834CCV4

Tag: Measured: 8/29/2008 11:48:51 PM

Status	Parm_Stored	Type	Value	Dil	Qual	Units	Appv	MDL	RDL	Text Value	Ext Qual
SREV	BERYLLIUM	FOUND	1.0586	1		mg/L	++	0.002	0.01		
SREV	BERYLLIUM	REC	105.9	1		%	++	0.002	0.01		
SREV	COPPER	FOUND	1.015	1		mg/L	++	0.01	0.05		
SREV	COPPER	REC	101.5	1		%	++	0.01	0.05		
SREV	IRON	FOUND	1.046	1		mg/L	++	0.02	0.05		
SREV	IRON	REC	104.6	1		%	++	0.02	0.05		
SREV	NICKEL	FOUND	1.024	1		mg/L	++	0.01	0.05		
SREV	NICKEL	REC	102.2	1		%	++	0.01	0.05		

WG250834CCB4

Tag: Measured: 8/29/2008 11:52:30 PM

Status	Parm_Stored	Type	Value	Dil	Qual	Units	Appv	MDL	RDL	Text Value	Ext Qual
SREV	BERYLLIUM	FOUND		1	U	mg/L	++	0.002	0.01		
SREV	COPPER	FOUND		1	U	mg/L	++	0.01	0.05		
SREV	IRON	FOUND		1	U	mg/L	++	0.02	0.05		
SREV	NICKEL	FOUND		1	U	mg/L	++	0.01	0.05		

WG250834
Instrument ID: ICP3
Date file created: 9/2/2008 3:08:14 PM
P:\PDFMerge\icp3\WG250834.txt

Standardization Rpt. 08/29/08 08:57:48 PM page 1

Method: tl Standard: CLPTBLK
Run Time: 08/29/08 20:55:47

Elem	Ag3280	Al3082	As1936	B_2496	Ba4934	Be3130	Bi2230
Avge	.012	.171	-.043	.007	.000	.056	.005
SDev	.004	.006	.029	.010	.000	.001	.007
%RSD	30.7	3.31	68.2	141.	.000	2.53	141.
#1	.014	.167	-.022	.014	.000	.055	.000
#2	.009	.175	-.063	.000	.000	.057	.010

Elem	Ca3179	Cd2265	Co2286	Cr2677	Cu3247	Fe2599	Ga2943
Avge	.009	.001	-.015	.024	.041	.005	.002
SDev	.000	.001	.001	.001	.001	.001	.001
%RSD	.000	141.	4.56	5.89	1.75	12.9	47.1
#1	.009	.000	-.016	.025	.040	.006	.002
#2	.009	.001	-.015	.023	.041	.005	.001

Elem	K_7664	Li6707	Mg2790	Mn2576	Mo2020	Na5889	Na3302
Avge	.044	.001	.016	.027	.015	.192	.245
SDev	.006	.001	.003	.001	.003	.008	.011
%RSD	12.9	141.	17.7	2.67	18.9	4.04	4.34
#1	.048	.001	.018	.027	.017	.187	.252
#2	.040	.000	.014	.026	.013	.198	.237

Elem	Ni2316	Pb2203	Sb2068	Sc3613	Se1960	SiO2	Sn1899
Avge	.070	.090	.020	.000	-.060	.058	-.027
SDev	.006	.015	.008	.000	.008	.003	.018
%RSD	8.08	16.6	39.9	.000	13.1	4.88	68.1
#1	.066	.100	.025	.000	-.054	.056	-.040
#2	.074	.079	.014	.000	-.065	.060	-.014

Elem	Sr4215	Ti3349	Tl3775	V_2924	Zn2138
Avge	.000	.007	.045	.002	.053
SDev	.000	.001	.005	.000	.002
%RSD	.000	10.9	11.1	.000	4.04
#1	.000	.007	.041	.002	.051
#2	.000	.006	.048	.002	.054

Standardization Rpt. 08/29/08 09:01:15 PM page 1

Method: tl Standard: CLPTSTD1
Run Time: 08/29/08 20:59:25

Elem	Ag3280	As1936	B_2496	Ba4934	Be3130	Bi2230	Cd2265
Avge	2.90	16.7	2.99	4.24	15.6	3.34	3.33
SDev	.02	.0	.00	.01	.0	.00	.00

%RSD	.634	.000	.142	.283	.091	.064	.106
#1	2.88	16.7	2.99	4.25	15.6	3.34	3.33
#2	2.91	16.7	2.98	4.24	15.6	3.34	3.33

Elem	Co2286	Cr2677	Cu3247	Ga2943	Li6707	Mn2576	Mo2020
Avge	2.94	2.85	4.08	2.41	3.62	13.4	1.48
SDev	.01	.01	.01	.01	.00	.0	.00
%RSD	.289	.199	.260	.587	.078	.328	.048
#1	2.95	2.85	4.09	2.42	3.62	13.4	1.48
#2	2.93	2.84	4.08	2.40	3.62	13.3	1.48

Elem	Ni2316	Pb2203	Sb2068	Sc3613	Se1960	SiO2	Sn1899
Avge	3.97	1.69	10.9	19.3	6.33	19.2	18.4
SDev	.00	.00	.0	.0	.02	.0	.0
%RSD	.018	.167	.065	.194	.369	.155	.254
#1	3.97	1.70	10.9	19.4	6.34	19.2	18.4
#2	3.97	1.69	10.9	19.3	6.31	19.1	18.4

Elem	Sr4215	Ti3349	Tl3775	V_2924	Zn2138
Avge	5.51	4.38	1.53	2.08	4.24
SDev	.02	.01	.02	.01	.00
%RSD	.359	.323	1.57	.306	.033
#1	5.53	4.39	1.55	2.08	4.24
#2	5.50	4.37	1.51	2.07	4.24

Standardization Rpt. 08/29/08 09:04:11 PM page 1

Method: tl Standard: CLPTSTD2
Run Time: 08/29/08 21:02:52

Elem	Al3082	Ca3179	Fe2599	Mg2790
Avge	18.1	16.2	53.7	16.3
SDev	.0	.0	.2	.0
%RSD	.051	.087	.296	.226
#1	18.1	16.2	53.6	16.2
#2	18.1	16.2	53.8	16.3

Standardization Rpt. 08/29/08 09:07:08 PM page 1

Method: tl Standard: CLPTSTD3
Run Time: 08/29/08 21:05:49

Elem	K_7664	Na5889	Na3302
Avge	4.53	65.5	2.77
SDev	.04	.1	.00
%RSD	.858	.135	.077
#1	4.56	65.6	2.77
#2	4.51	65.5	2.77

Analysis Report QC Standard 08/29/08 09:10:52 PM page 1

Method: tl Sample Name: ICV Operator: AEH
Run Time: 08/29/08 21:08:46
Comment:
Mode: CONC Corr. Factor: 1

Elem	Ag3280	Al3082	As1936	B_2496	Ba4934	Be3130	Bi2230
Units	mg/L	mg/L	mg/L	mg/L	mg/L	mg/L	mg/L
Avge	.969	1.99	4.01	1.79	2.01	1.96	1.95
SDev	.004	.00	.02	.01	.00	.01	.02
%RSD	.404	.085	.381	.427	.149	.303	.980
#1	.966	1.99	4.00	Q1.79	2.01	1.96	1.94
#2	.972	1.98	4.02	1.80	2.00	1.95	1.96

Elem	Ca3179	Cd2265	Co2286	Cr2677	Cu3247	Fe2599	Ga2943
Units	mg/L	mg/L	mg/L	mg/L	mg/L	mg/L	mg/L
Avge	96.4	1.90	1.97	1.90	1.94	1.94	1.98
SDev	.1	.01	.01	.01	.00	.00	.00
%RSD	.118	.402	.263	.396	.179	.027	.001
#1	96.4	1.90	1.98	1.90	1.94	1.94	1.98
#2	96.5	1.91	1.97	1.91	1.94	1.94	1.98

Elem	K_7664	Li6707	Mg2790	Mn2576	Mo2020	Na5889	Na3302
Units	mg/L	mg/L	mg/L	mg/L	mg/L	mg/L	mg/L
Avge	19.9	2.08	98.4	1.94	1.96	99.7	98.0
SDev	.1	.01	.2	.00	.02	.7	.1
%RSD	.507	.264	.212	.077	.787	.676	.145
#1	20.0	2.07	98.6	1.94	1.95	100.	98.1
#2	19.8	2.08	98.3	1.94	1.97	99.2	97.9

Elem	Ni2316	Pb2203	Sb2068	Sc3613	Se1960	SiO2	Sn1899
Units	mg/L	mg/L	mg/L	mg/L	mg/L	mg/L	mg/L
Avge	1.92	3.90	4.27	1.98	4.00	44.1	1.97
SDev	.00	.01	.01	.00	.02	.0	.03
%RSD	.019	.269	.118	.055	.498	.002	1.32
#1	1.92	3.89	4.27	1.98	3.99	44.1	1.98
#2	1.92	3.91	4.28	1.98	4.02	44.1	1.95

Elem	Sr4215	Ti3349	Tl3775	V_2924	Zn2138
Units	mg/L	mg/L	mg/L	mg/L	mg/L
Avge	2.04	1.89	4.04	1.95	1.93
SDev	.00	.00	.05	.00	.00
%RSD	.189	.086	1.18	.206	.069
#1	2.04	1.89	4.01	1.95	1.93
#2	2.04	1.89	4.08	1.95	1.94

Analysis Report Blank Sample 08/29/08 09:14:36 PM page 1

Method: tl Sample Name: ICB Operator:
Run Time: 08/29/08 21:12:31
Comment:
Mode: CONC Corr. Factor: 1

Elem	Ag3280	Al3082	As1936	B_2496	Ba4934	Be3130	Bi2230
Units	mg/L	mg/L	mg/L	mg/L	mg/L	mg/L	mg/L

Avge	-.000	.004	.017	.005	.000	.000	-.006
SDev	.000	.009	.010	.000	.000	.000	.013
%RSD	.053	212.	59.4	.109	.000	28.3	212.
#1	-.000	-.002	.010	.005	.000	.000	.003
#2	-.000	.011	.024	.005	.000	.000	-.015

Elem	Ca3179	Cd2265	Co2286	Cr2677	Cu3247	Fe2599	Ga2943
Units	mg/L	mg/L	mg/L	mg/L	mg/L	mg/L	mg/L
Avge	.011	.001	.000	-.004	.000	.002	-.004
SDev	.005	.000	.001	.005	.002	.001	.003
%RSD	47.1	71.3	683000.	118.	491.	56.4	72.0
#1	.007	.000	.000	-.008	-.001	.001	-.002
#2	.015	.001	-.000	-.001	.002	.003	-.006

Elem	K_7664	Li6707	Mg2790	Mn2576	Mo2020	Na5889	Na3302
Units	mg/L	mg/L	mg/L	mg/L	mg/L	mg/L	mg/L
Avge	-.071	.000	.020	.001	-.002	.021	.535
SDev	.000	.002	.017	.000	.003	.014	.448
%RSD	.000	566.	88.4	31.3	141.	65.7	83.7
#1	-.071	.001	.007	.001	-.000	.011	.219
#2	-.071	-.001	.032	.001	-.004	.031	.852

Elem	Ni2316	Pb2203	Sb2068	Sc3613	Se1960	SiO2	Sn1899
Units	mg/L	mg/L	mg/L	mg/L	mg/L	mg/L	mg/L
Avge	-.004	.001	.004	.001	-.002	.042	.000
SDev	.004	.021	.003	.000	.040	.068	.016
%RSD	104.	3460.	60.8	47.1	1700.	160.	5760.
#1	-.007	.015	.002	.001	-.031	-.005	-.011
#2	-.001	-.014	.006	.001	.026	.090	.012

Elem	Sr4215	Ti3349	Tl3775	V_2924	Zn2138
Units	mg/L	mg/L	mg/L	mg/L	mg/L
Avge	.000	.000	.119	-.000	-.001
SDev	.000	.000	.009	.000	.001
%RSD	142.	70.2	7.97	66.8	55.4
#1	.000	.000	.112	-.000	-.002
#2	-.000	.001	.125	-.000	-.001

Analysis Report QC Standard 08/29/08 09:18:19 PM page 1

Method: tl Sample Name: PQV Operator: AEH
Run Time: 08/29/08 21:16:14
Comment:
Mode: CONC Corr. Factor: 1

Elem	Ag3280	Al3082	As1936	B_2496	Ba4934	Be3130	Bi2230
Units	mg/L	mg/L	mg/L	mg/L	mg/L	mg/L	mg/L
Avge	.025	.163	.226	.046	.015	.010	.204
SDev	.002	.002	.014	.001	.000	.000	.000
%RSD	7.96	.962	6.37	1.05	2.18	.011	.006
#1	.026	.162	.216	.046	.015	.010	.204
#2	.023	.164	.236	.046	.016	.010	.204

Elem	Ca3179	Cd2265	Co2286	Cr2677	Cu3247	Fe2599	Ga2943
Units	mg/L	mg/L	mg/L	mg/L	mg/L	mg/L	mg/L
Avge	1.04	.015	.048	.044	.048	.054	.525
SDev	.00	.000	.002	.003	.001	.001	.000
%RSD	.336	.001	3.97	6.80	2.84	.967	.000
#1	1.04	.015	.047	.042	.047	.054	.525
#2	1.04	.015	.049	.046	.049	.055	.525

Elem	K_7664	Li6707	Mg2790	Mn2576	Mo2020	Na5889	Na3302
Units	mg/L	mg/L	mg/L	mg/L	mg/L	mg/L	mg/L
Avge	1.41	.098	1.00	.026	.056	1.48	1.80
SDev	.00	.001	.01	.000	.000	.01	.84
%RSD	.000	.801	1.39	1.65	.000	.806	46.6
#1	1.41	.097	1.01	.026	.056	1.47	1.21
#2	1.41	.098	.991	.025	.056	1.48	Q2.40

Elem	Ni2316	Pb2203	Sb2068	Sc3613	Se1960	SiO2	Sn1899
Units	mg/L	mg/L	mg/L	mg/L	mg/L	mg/L	mg/L
Avge	.050	.200	.099	.495	.182	2.27	.496
SDev	.000	.019	.005	.002	.031	.02	.005
%RSD	.128	9.62	5.28	.370	17.0	.990	1.07
#1	.050	.186	.102	.496	.204	2.25	.492
#2	.050	.213	.095	.493	.160	2.28	.500

Elem	Sr4215	Ti3349	Tl3775	V_2924	Zn2138
Units	mg/L	mg/L	mg/L	mg/L	mg/L
Avge	.049	.025	1.08	.025	.052
SDev	.000	.000	.09	.001	.000
%RSD	.000	1.30	7.99	2.78	.005
#1	.049	.025	1.02	.024	.052
#2	.049	.025	1.14	.025	.052

Analysis Report QC Standard 08/29/08 09:22:02 PM page 1

Method: tl Sample Name: ICSABI Operator: AEH
Run Time: 08/29/08 21:19:56
Comment:
Mode: CONC Corr. Factor: 1

Elem	Ag3280	Al3082	As1936	B_2496	Ba4934	Be3130	Bi2230
Units	mg/L	mg/L	mg/L	mg/L	mg/L	mg/L	mg/L
Avge	.466	246.	4.89	.433	.249	.245	.491
SDev	.006	3.	.01	.007	.003	.002	.002
%RSD	1.40	1.09	.187	1.54	1.34	.664	.305
#1	.462	245.	4.90	.428	.246	.244	.490
#2	.471	248.	4.89	.438	.251	.246	.492

Elem	Ca3179	Cd2265	Co2286	Cr2677	Cu3247	Fe2599	Ga2943
Units	mg/L	mg/L	mg/L	mg/L	mg/L	mg/L	mg/L
Avge	235.	.454	.230	.233	.242	93.0	.528
SDev	2.	.005	.001	.002	.004	.8	.009
%RSD	.678	1.16	.435	1.05	1.79	.851	1.65
#1	234.	.450	.229	.234	.239	92.4	.534

#2	236.	.457	.231	.231	.245	93.6	.522

Elem	K_7664	Li6707	Mg2790	Mn2576	Mo2020	Na5889	Na3302
Units	mg/L	mg/L	mg/L	mg/L	mg/L	mg/L	mg/L
Avge	25.0	.535	246.	.241	.464	25.5	23.5
SDev	.3	.004	3.	.003	.001	.3	.5
%RSD	1.31	.804	1.08	1.12	.217	1.37	2.02
#1	24.8	.532	244.	.239	.463	25.3	23.9
#2	25.2	.538	248.	.242	.464	25.8	23.2

Elem	Ni2316	Pb2203	Sb2068	Sc3613	Se1960	SiO2	Sn1899
Units	mg/L	mg/L	mg/L	mg/L	mg/L	mg/L	mg/L
Avge	.453	.463	.533	.504	4.78	5.41	2.35
SDev	.008	.028	.020	.006	.06	.04	.03
%RSD	1.76	6.03	3.83	1.16	1.20	.680	1.22
#1	.459	.444	.519	.500	4.74	5.38	2.33
#2	.448	.483	.548	.508	4.82	5.44	2.37

Elem	Sr4215	Ti3349	Tl3775	V_2924	Zn2138
Units	mg/L	mg/L	mg/L	mg/L	mg/L
Avge	.478	.450	2.49	.235	.456
SDev	.005	.003	.09	.009	.003
%RSD	1.07	.643	3.49	4.06	.717
#1	.474	.448	2.43	.228	.454
#2	.481	.452	2.55	.242	.459

Analysis Report QC Standard 08/29/08 09:25:45 PM page 1

Method: tl Sample Name: WBLK Operator: AEH
Run Time: 08/29/08 21:23:39
Comment:
Mode: CONC Corr. Factor: 1

Elem	Ag3280	Al3082	As1936	B_2496	Ba4934	Be3130	Bi2230
Units	mg/L	mg/L	mg/L	mg/L	mg/L	mg/L	mg/L
Avge	.001	.048	.003	.005	.000	-.000	-.009
SDev	.001	.011	.003	.001	.000	.000	.004
%RSD	35.1	23.2	110.	9.39	.000	141.	47.5
#1	.001	.056	.001	.005	.000	-.000	-.012
#2	.002	.040	.006	.005	.000	-.000	-.006

Elem	Ca3179	Cd2265	Co2286	Cr2677	Cu3247	Fe2599	Ga2943
Units	mg/L	mg/L	mg/L	mg/L	mg/L	mg/L	mg/L
Avge	.043	-.000	-.000	.002	.001	.053	-.000
SDev	.005	.002	.000	.003	.001	.002	.009
%RSD	12.1	545.	7.14	100.	69.0	2.99	41600.
#1	.047	-.002	-.000	.004	.001	.052	-.006
#2	.040	.001	-.000	.001	.002	.054	.006

Elem	K_7664	Li6707	Mg2790	Mn2576	Mo2020	Na5889	Na3302
Units	mg/L	mg/L	mg/L	mg/L	mg/L	mg/L	mg/L
Avge	-.062	.000	.062	.004	-.003	.005	.951
SDev	.000	.001	.011	.000	.007	.008	.029
%RSD	.000	283.	17.0	8.20	198.	165.	3.09

#1	-.062	.001	.054	.004	-.008	-.001	.972
#2	-.062	-.000	.069	.004	.001	.010	.930

Elem	Ni2316	Pb2203	Sb2068	Sc3613	Se1960	SiO2	Sn1899
Units	mg/L	mg/L	mg/L	mg/L	mg/L	mg/L	mg/L
Avge	.001	-.004	.006	.001	-.011	-.012	.011
SDev	.004	.013	.003	.000	.028	.003	.002
%RSD	441.	349.	41.7	.000	252.	24.4	20.8
#1	-.002	-.013	.004	.001	-.031	-.010	.009
#2	.004	.006	.008	.001	.009	-.015	.012

Elem	Sr4215	Ti3349	Tl3775	V_2924	Zn2138
Units	mg/L	mg/L	mg/L	mg/L	mg/L
Avge	-.000	.000	.044	.000	-.001
SDev	.000	.001	.019	.001	.001
%RSD	12.1	569.	43.8	141.	55.0
#1	-.000	.001	.058	.000	-.002
#2	-.000	-.001	.030	.001	-.001

Analysis Report 08/29/08 09:29:29 PM page 1

Method: tl Sample Name: WG250512PBS:100 Operator: AEH
Run Time: 08/29/08 21:27:22
Comment: PBS
Mode: CONC Corr. Factor: 1

Elem	Ag3280	Al3082	As1936	B_2496	Ba4934	Be3130	Bi2230
Units	mg/L	mg/L	mg/L	mg/L	mg/L	mg/L	mg/L
Avge	.001	-.002	-.007	-.004	.000	-.000	.000
SDev	.003	.016	.022	.001	.000	.000	.004
%RSD	282.	755.	328.	23.3	.000	135.	20900.
#1	.003	-.013	-.022	-.005	.000	-.000	.003
#2	-.001	.009	.009	-.003	.000	-.000	-.003

Elem	Ca3179	Cd2265	Co2286	Cr2677	Cu3247	Fe2599	Ga2943
Units	mg/L	mg/L	mg/L	mg/L	mg/L	mg/L	mg/L
Avge	-.011	-.001	.005	-.003	-.000	.023	.000
SDev	.016	.000	.001	.002	.002	.003	.009
%RSD	142.	35.2	26.4	77.6	362.	13.9	42800.
#1	.000	-.001	.004	-.001	-.002	.020	.006
#2	-.022	-.002	.006	-.005	.001	.025	-.006

Elem	K_7664	Li6707	Mg2790	Mn2576	Mo2020	Na5889	Na3302
Units	mg/L	mg/L	mg/L	mg/L	mg/L	mg/L	mg/L
Avge	-.094	.000	-.005	-.000	-.008	-.013	.556
SDev	.107	.003	.010	.000	.002	.002	.309
%RSD	114.	4703e6	212.	209.	23.6	16.6	55.6
#1	-.018	.002	-.012	-.000	-.007	-.015	.774
#2	-.169	-.002	.002	.000	-.010	-.011	.337

Elem	Ni2316	Pb2203	Sb2068	Sc3613	Se1960	SiO2	Sn1899
Units	mg/L	mg/L	mg/L	mg/L	mg/L	mg/L	mg/L
Avge	-.001	.007	-.000	.000	-.045	.033	.031

SDev	.001	.030	.006	.000	.013	.014	.001
%RSD	142.	412.	2170.	141.	29.8	44.0	3.58
#1	-.002	.029	.004	.000	-.054	.023	.030
#2	.000	-.014	-.005	.001	-.035	.043	.032

Elem	Sr4215	Ti3349	Tl3775	V_2924	Zn2138
Units	mg/L	mg/L	mg/L	mg/L	mg/L
Avge	-.000	.001	-.013	-.001	-.001
SDev	.000	.001	.043	.005	.000
%RSD	141.	106.	320.	325.	6.46
#1	-.000	.002	.017	.002	-.001
#2	-.000	.000	-.044	-.005	-.001

Analysis Report 08/29/08 09:33:13 PM page 1

Method: tl Sample Name: WG250512LCSS:100 Operator: AEH
Run Time: 08/29/08 21:31:07
Comment: LCSS
Mode: CONC Corr. Factor: 1

Elem	Ag3280	Al3082	As1936	B_2496	Ba4934	Be3130	Bi2230
Units	mg/L	mg/L	mg/L	mg/L	mg/L	mg/L	mg/L
Avge	.339	137.	2.30	1.08	5.95	1.70	.040
SDev	.002	1.	.00	.01	.03	.01	.003
%RSD	.635	.510	.082	.481	.509	.316	7.41
#1	.338	137.	2.30	1.07	5.93	1.70	.042
#2	.341	137.	2.30	1.08	5.98	1.71	.038

Elem	Ca3179	Cd2265	Co2286	Cr2677	Cu3247	Fe2599	Ga2943
Units	mg/L	mg/L	mg/L	mg/L	mg/L	mg/L	mg/L
Avge	99.8	.664	1.17	1.25	.648	191.	.050
SDev	.6	.004	.01	.01	.002	1.	.000
%RSD	.649	.541	.931	.528	.358	.533	.302
#1	99.4	.661	1.16	1.24	.647	190.	.050
#2	100.	.667	1.18	1.25	.650	192.	.050

Elem	K_7664	Li6707	Mg2790	Mn2576	Mo2020	Na5889	Na3302
Units	mg/L	mg/L	mg/L	mg/L	mg/L	mg/L	mg/L
Avge	45.7	.111	46.7	3.67	1.15	5.70	4.97
SDev	.3	.001	.1	.02	.02	.02	.61
%RSD	.634	.702	.153	.661	1.94	.266	12.2
#1	45.5	.111	46.6	3.65	1.13	5.69	4.54
#2	45.9	.112	46.7	3.69	1.16	5.71	5.40

Elem	Ni2316	Pb2203	Sb2068	Sc3613	Se1960	SiO2	Sn1899
Units	mg/L	mg/L	mg/L	mg/L	mg/L	mg/L	mg/L
Avge	1.74	2.18	.996	.038	1.51	36.3	1.72
SDev	.01	.03	.013	.000	.03	.2	.00
%RSD	.672	1.46	1.34	.975	2.17	.591	.219
#1	1.73	2.15	1.01	.037	1.49	36.1	1.71
#2	1.75	2.20	.987	.038	1.54	36.4	1.72

Elem	Sr4215	Ti3349	Tl3775	V_2924	Zn2138

Units	mg/L	mg/L	mg/L	mg/L	mg/L
Avge	1.28	5.77	1.61	1.04	3.50
SDev	.01	.03	.12	.00	.03
%RSD	.479	.567	7.20	.460	.816
#1	1.28	5.75	1.52	1.04	3.48
#2	1.29	5.80	1.69	1.05	3.52

Analysis Report 08/29/08 09:36:57 PM page 1

Method: tl Sample Name: WG250512LCSSD:100 Operator: AEH
Run Time: 08/29/08 21:34:51
Comment: LCSSD
Mode: CONC Corr. Factor: 1

Elem	Ag3280	Al3082	As1936	B_2496	Ba4934	Be3130	Bi2230
Units	mg/L	mg/L	mg/L	mg/L	mg/L	mg/L	mg/L
Avge	.347	139.	2.34	1.09	5.94	1.76	.036
SDev	.001	2.	.02	.02	.10	.02	.009
%RSD	.146	1.49	1.05	2.21	1.66	1.33	26.0
#1	.347	138.	2.33	1.07	5.87	1.74	.043
#2	.347	141.	2.36	1.11	6.01	1.77	.029

Elem	Ca3179	Cd2265	Co2286	Cr2677	Cu3247	Fe2599	Ga2943
Units	mg/L	mg/L	mg/L	mg/L	mg/L	mg/L	mg/L
Avge	106.	.685	1.20	1.29	.708	193.	.043
SDev	1.	.009	.01	.02	.012	3.	.020
%RSD	1.23	1.28	1.10	1.18	1.63	1.37	46.5
#1	105.	.679	1.19	1.28	.700	191.	.058
#2	107.	.691	1.21	1.30	.716	195.	.029

Elem	K_7664	Li6707	Mg2790	Mn2576	Mo2020	Na5889	Na3302
Units	mg/L	mg/L	mg/L	mg/L	mg/L	mg/L	mg/L
Avge	45.8	.112	47.2	3.73	1.16	6.00	5.22
SDev	.8	.000	.7	.05	.03	.08	.44
%RSD	1.66	.348	1.48	1.46	2.69	1.33	8.49
#1	45.3	.112	46.7	3.69	1.13	5.95	5.54
#2	46.4	.113	47.7	3.76	1.18	6.06	4.91

Elem	Ni2316	Pb2203	Sb2068	Sc3613	Se1960	SiO2	Sn1899
Units	mg/L	mg/L	mg/L	mg/L	mg/L	mg/L	mg/L
Avge	1.81	2.19	1.01	.039	1.49	36.9	1.71
SDev	.03	.00	.02	.000	.05	.4	.01
%RSD	1.73	.120	1.58	.949	3.43	1.21	.454
#1	1.79	2.19	.998	.038	1.45	36.6	1.72
#2	1.83	2.18	1.02	.039	1.52	37.2	1.71

Elem	Sr4215	Ti3349	Tl3775	V_2924	Zn2138
Units	mg/L	mg/L	mg/L	mg/L	mg/L
Avge	1.32	5.83	1.57	1.06	3.65
SDev	.02	.09	.07	.02	.04
%RSD	1.57	1.49	4.68	1.86	1.13
#1	1.30	5.77	1.52	1.05	3.62
#2	1.33	5.90	1.62	1.07	3.68

Analysis Report 08/29/08 09:40:40 PM page 1

Method: tl Sample Name: L71083-01:101 Operator: AEH
Run Time: 08/29/08 21:38:34
Comment: RA-SD-02-0-1.5/D/MS/
Mode: CONC Corr. Factor: 1

Elem	Ag3280	Al3082	As1936	B_2496	Ba4934	Be3130	Bi2230
Units	mg/L	mg/L	mg/L	mg/L	mg/L	mg/L	mg/L
Avge	.026	45.7	.299	.003	.524	.002	.015
SDev	.001	.8	.015	.004	.008	.000	.022
%RSD	5.38	1.84	5.09	140.	1.59	4.97	149.
#1	.025	45.1	.288	.000	.518	.002	-.001
#2	.027	46.3	.309	.006	.530	.002	.030

Elem	Ca3179	Cd2265	Co2286	Cr2677	Cu3247	Fe2599	Ga2943
Units	mg/L	mg/L	mg/L	mg/L	mg/L	mg/L	mg/L
Avge	61.3	-.007	.027	.037	43.4	340.	.055
SDev	1.0	.001	.003	.001	.8	5.	.099
%RSD	1.61	10.7	10.5	1.40	1.76	1.39	180.
#1	60.6	-.007	.025	.036	42.8	337.	.125
#2	62.0	-.006	.029	.037	43.9	344.	-.015

Elem	K_7664	Li6707	Mg2790	Mn2576	Mo2020	Na5889	Na3302
Units	mg/L	mg/L	mg/L	mg/L	mg/L	mg/L	mg/L
Avge	20.4	.055	22.7	1.04	5.44	6.50	5.26
SDev	.2	.001	.3	.01	.10	.15	1.60
%RSD	.894	2.12	1.42	1.34	1.78	2.31	30.4
#1	20.3	.054	22.5	1.03	5.37	6.40	6.39
#2	20.6	.056	22.9	1.05	5.51	6.61	4.13

Elem	Ni2316	Pb2203	Sb2068	Sc3613	Se1960	SiO2	Sn1899
Units	mg/L	mg/L	mg/L	mg/L	mg/L	mg/L	mg/L
Avge	.013	.924	-.002	.012	.012	23.8	-.047
SDev	.002	.013	.011	.000	.016	.3	.023
%RSD	16.4	1.35	590.	.000	132.	1.46	48.2
#1	.012	.915	.006	.012	.001	23.6	-.063
#2	.015	.933	-.009	.012	.023	24.1	-.031

Elem	Sr4215	Ti3349	Tl3775	V_2924	Zn2138
Units	mg/L	mg/L	mg/L	mg/L	mg/L
Avge	.455	5.91	-.021	.311	.480
SDev	.007	.09	.106	.002	.007
%RSD	1.63	1.59	494.	.699	1.46
#1	.449	5.84	.053	.310	.475
#2	.460	5.98	-.096	.313	.485

Analysis Report 08/29/08 09:44:25 PM page 1

Method: tl Sample Name: L71083-01SDL:101 Operator: AEH
Run Time: 08/29/08 21:42:18
Comment: SDL

Mode: CONC Corr. Factor: 1

Elem	Ag3280	Al3082	As1936	B_2496	Ba4934	Be3130	Bi2230
Units	mg/L	mg/L	mg/L	mg/L	mg/L	mg/L	mg/L
Avge	.006	9.62	.065	-.000	.110	.000	.005
SDev	.001	.01	.006	.003	.000	.000	.004
%RSD	17.8	.147	9.97	729.	.000	25.5	87.7
#1	.006	9.63	.060	-.002	.110	.000	.002
#2	.005	9.61	.070	.002	.110	.000	.008

Elem	Ca3179	Cd2265	Co2286	Cr2677	Cu3247	Fe2599	Ga2943
Units	mg/L	mg/L	mg/L	mg/L	mg/L	mg/L	mg/L
Avge	13.2	-.003	.011	.002	8.99	74.8	.004
SDev	.0	.000	.002	.004	.03	.2	.009
%RSD	.372	1.72	17.1	186.	.293	.296	237.
#1	13.2	-.003	.010	.004	9.01	75.0	-.002
#2	13.2	-.003	.013	-.001	8.97	74.7	.010

Elem	K_7664	Li6707	Mg2790	Mn2576	Mo2020	Na5889	Na3302
Units	mg/L	mg/L	mg/L	mg/L	mg/L	mg/L	mg/L
Avge	4.16	.011	4.83	.223	1.15	1.34	.689
SDev	.01	.001	.00	.001	.00	.00	.089
%RSD	.151	7.25	.036	.332	.338	.324	12.9
#1	4.17	.011	4.83	.224	1.15	1.33	.751
#2	4.16	.010	4.83	.223	1.15	1.34	.626

Elem	Ni2316	Pb2203	Sb2068	Sc3613	Se1960	SiO2	Sn1899
Units	mg/L	mg/L	mg/L	mg/L	mg/L	mg/L	mg/L
Avge	.003	.205	.005	.002	.010	5.12	-.014
SDev	.001	.006	.003	.000	.019	.04	.006
%RSD	23.6	3.00	50.4	15.7	179.	.870	42.1
#1	.002	.201	.003	.002	.024	5.09	-.018
#2	.003	.210	.007	.003	-.003	5.15	-.010

Elem	Sr4215	Ti3349	Tl3775	V_2924	Zn2138
Units	mg/L	mg/L	mg/L	mg/L	mg/L
Avge	.095	1.25	.066	.061	.108
SDev	.000	.01	.024	.000	.001
%RSD	.268	.416	35.7	.027	.710
#1	.095	1.25	.050	.061	.107
#2	.095	1.24	.083	.061	.108

Analysis Report 08/29/08 09:48:08 PM page 1

Method: tl Sample Name: L71083-01MS:101 Operator: AEH
Run Time: 08/29/08 21:46:02
Comment: MS
Mode: CONC Corr. Factor: 1

Elem	Ag3280	Al3082	As1936	B_2496	Ba4934	Be3130	Bi2230
Units	mg/L	mg/L	mg/L	mg/L	mg/L	mg/L	mg/L
Avge	.452	62.1	1.31	.442	.930	.491	.956
SDev	.002	.6	.05	.001	.002	.006	.012
%RSD	.523	1.01	3.85	.221	.251	1.23	1.26

#1	.450	61.6	1.27	.441	.929	.487	.948
#2	.453	62.5	1.34	.443	.932	.495	.965

Elem	Ca3179	Cd2265	Co2286	Cr2677	Cu3247	Fe2599	Ga2943
Units	mg/L	mg/L	mg/L	mg/L	mg/L	mg/L	mg/L
Avge	127.	.458	.487	.507	53.4	340.	1.03
SDev	1.	.005	.002	.001	.4	2.	.02
%RSD	.924	1.01	.388	.263	.670	.618	2.06
#1	126.	.455	.489	.506	53.2	338.	1.01
#2	128.	.461	.486	.508	53.7	341.	1.04

Elem	K_7664	Li6707	Mg2790	Mn2576	Mo2020	Na5889	Na3302
Units	mg/L	mg/L	mg/L	mg/L	mg/L	mg/L	mg/L
Avge	118.	1.11	70.4	1.52	6.34	104.	101.
SDev	.	.01	.5	.01	.07	1.	1.
%RSD	.223	.776	.653	.605	1.05	.997	.966
#1	118.	1.10	70.1	1.52	6.29	103.	99.9
#2	119.	1.11	70.8	1.53	6.38	105.	101.

Elem	Ni2316	Pb2203	Sb2068	Sc3613	Se1960	SiO2	Sn1899
Units	mg/L	mg/L	mg/L	mg/L	mg/L	mg/L	mg/L
Avge	.474	1.87	.154	1.01	1.04	33.2	.861
SDev	.004	.00	.013	.01	.02	.2	.009
%RSD	.959	.144	8.68	.509	2.16	.739	1.10
#1	.471	1.87	.163	1.00	1.02	33.1	.868
#2	.477	1.87	.145	1.01	1.06	33.4	.854

Elem	Sr4215	Ti3349	Tl3775	V_2924	Zn2138
Units	mg/L	mg/L	mg/L	mg/L	mg/L
Avge	.956	7.41	1.75	.807	.944
SDev	.006	.06	.23	.000	.010
%RSD	.588	.800	12.9	.014	1.02
#1	.952	7.37	1.59	.807	.937
#2	.960	7.45	1.91	.807	.951

Analysis Report 08/29/08 09:51:51 PM page 1

Method: tl Sample Name: L71083-01MSD:101 Operator: AEH
Run Time: 08/29/08 21:49:46
Comment: MSD
Mode: CONC Corr. Factor: 1

Elem	Ag3280	Al3082	As1936	B_2496	Ba4934	Be3130	Bi2230
Units	mg/L	mg/L	mg/L	mg/L	mg/L	mg/L	mg/L
Avge	.445	64.5	1.26	.459	.923	.509	.979
SDev	.006	1.1	.02	.004	.015	.009	.022
%RSD	1.28	1.64	1.46	.831	1.59	1.75	2.28
#1	.441	63.8	1.24	.456	.912	.503	.963
#2	.449	65.2	1.27	.461	.933	.515	.994

Elem	Ca3179	Cd2265	Co2286	Cr2677	Cu3247	Fe2599	Ga2943
Units	mg/L	mg/L	mg/L	mg/L	mg/L	mg/L	mg/L
Avge	132.	.466	.503	.519	42.4	320.	1.10

SDev	2.	.009	.004	.006	.6	4.	.02
%RSD	1.35	1.82	.847	1.24	1.52	1.27	1.97
#1	131.	.460	.500	.515	41.9	317.	1.08
#2	133.	.472	.506	.524	42.8	323.	1.11

Elem	K_7664	Li6707	Mg2790	Mn2576	Mo2020	Na5889	Na3302
Units	mg/L	mg/L	mg/L	mg/L	mg/L	mg/L	mg/L
Avge	122.	1.15	72.1	1.51	5.84	107.	102.
SDev	2.	.02	1.0	.02	.09	1.	1.
%RSD	1.23	1.87	1.44	1.48	1.58	1.40	1.14
#1	121.	1.14	71.4	1.50	5.78	106.	102.
#2	123.	1.17	72.8	1.53	5.91	108.	103.

Elem	Ni2316	Pb2203	Sb2068	Sc3613	Se1960	SiO2	Sn1899
Units	mg/L	mg/L	mg/L	mg/L	mg/L	mg/L	mg/L
Avge	.486	1.79	.183	1.04	1.01	34.1	.888
SDev	.008	.01	.035	.02	.03	.5	.025
%RSD	1.60	.750	19.3	1.69	2.83	1.41	2.80
#1	.480	1.78	.158	1.03	.985	33.8	.870
#2	.491	1.79	.208	1.05	1.03	34.5	.906

Elem	Sr4215	Ti3349	Tl3775	V_2924	Zn2138
Units	mg/L	mg/L	mg/L	mg/L	mg/L
Avge	.964	7.58	1.80	.818	.967
SDev	.014	.12	.13	.013	.010
%RSD	1.46	1.56	7.39	1.59	1.01
#1	.954	7.49	1.71	.809	.960
#2	.974	7.66	1.89	.827	.974

Analysis Report QC Standard 08/29/08 09:55:35 PM page 1

Method: tl Sample Name: CCV Operator: AEH
Run Time: 08/29/08 21:53:29
Comment:
Mode: CONC Corr. Factor: 1

Elem	Ag3280	Al3082	As1936	B_2496	Ba4934	Be3130	Bi2230
Units	mg/L	mg/L	mg/L	mg/L	mg/L	mg/L	mg/L
Avge	.497	1.02	2.03	.916	1.03	1.02	.987
SDev	.002	.02	.04	.025	.02	.02	.011
%RSD	.396	2.13	2.06	2.70	2.00	1.66	1.09
#1	.495	1.00	2.00	.899	1.02	1.00	.980
#2	.498	1.03	2.06	.934	1.05	1.03	.995

Elem	Ca3179	Cd2265	Co2286	Cr2677	Cu3247	Fe2599	Ga2943
Units	mg/L	mg/L	mg/L	mg/L	mg/L	mg/L	mg/L
Avge	50.0	.990	1.02	.999	.986	1.02	1.04
SDev	.6	.011	.01	.009	.019	.01	.01
%RSD	1.25	1.16	1.26	.901	1.91	1.35	1.13
#1	49.6	.982	1.01	.993	.972	1.01	1.03
#2	50.5	.998	1.03	1.01	.999	1.03	1.05

Elem	K_7664	Li6707	Mg2790	Mn2576	Mo2020	Na5889	Na3302

Units	mg/L	mg/L	mg/L	mg/L	mg/L	mg/L	mg/L
Avge	9.91	1.04	50.4	1.01	1.000	50.9	50.6
SDev	.15	.02	.9	.01	.0048	1.0	.2
%RSD	1.53	1.92	1.84	1.45	.484	1.89	.307
#1	9.80	1.03	49.8	.995	.996	50.2	50.7
#2	10.0	1.05	51.1	1.02	1.00	51.6	50.5

Elem	Ni2316	Pb2203	Sb2068	Sc3613	Se1960	SiO2	Sn1899
Units	mg/L	mg/L	mg/L	mg/L	mg/L	mg/L	mg/L
Avge	.991	2.01	2.16	1.02	2.03	22.8	1.01
SDev	.015	.01	.05	.02	.03	.3	.01
%RSD	1.54	.349	2.48	1.76	1.69	1.41	1.15
#1	.980	2.01	2.12	1.01	2.06	22.5	1.02
#2	1.00	2.02	2.20	1.03	2.01	23.0	1.00

Elem	Sr4215	Ti3349	Tl3775	V_2924	Zn2138
Units	mg/L	mg/L	mg/L	mg/L	mg/L
Avge	1.05	.974	2.09	1.00	.995
SDev	.02	.017	.05	.02	.006
%RSD	1.98	1.73	2.54	2.17	.581
#1	1.03	.962	2.13	.985	.991
#2	1.06	.986	2.06	1.02	.999

Analysis Report Blank Sample 08/29/08 09:59:19 PM page 1

Method: tl Sample Name: CCB Operator:
Run Time: 08/29/08 21:57:13
Comment:
Mode: CONC Corr. Factor: 1

Elem	Ag3280	Al3082	As1936	B_2496	Ba4934	Be3130	Bi2230
Units	mg/L	mg/L	mg/L	mg/L	mg/L	mg/L	mg/L
Avge	-.001	.002	.012	.006	.000	.000	.004
SDev	.000	.006	.009	.001	.001	.000	.002
%RSD	.029	285.	72.3	8.23	.000	140.	47.3
#1	-.001	-.002	.006	.005	-.000	.000	.003
#2	-.001	.007	.018	.006	.000	.000	.006

Elem	Ca3179	Cd2265	Co2286	Cr2677	Cu3247	Fe2599	Ga2943
Units	mg/L	mg/L	mg/L	mg/L	mg/L	mg/L	mg/L
Avge	-.022	.000	-.002	-.002	.000	-.004	-.004
SDev	.000	.001	.000	.001	.000	.001	.003
%RSD	.001	284.	23.9	47.6	2.72	14.2	71.6
#1	-.022	.001	-.002	-.001	.000	-.004	-.006
#2	-.022	-.000	-.002	-.003	.000	-.003	-.002

Elem	K_7664	Li6707	Mg2790	Mn2576	Mo2020	Na5889	Na3302
Units	mg/L	mg/L	mg/L	mg/L	mg/L	mg/L	mg/L
Avge	-.076	-.000	.004	.000	.002	.005	.516
SDev	.019	.001	.009	.000	.001	.005	.533
%RSD	25.0	283.	236.	35.4	47.2	118.	103.
#1	-.089	-.001	-.002	.000	.003	.008	.139
#2	-.062	.000	.010	.000	.001	.001	.892

Elem	Ni2316	Pb2203	Sb2068	Sc3613	Se1960	SiO2	Sn1899
Units	mg/L	mg/L	mg/L	mg/L	mg/L	mg/L	mg/L
Avge	-.003	.000	.009	.000	-.031	-.013	-.002
SDev	.001	.004	.004	.000	.007	.002	.010
%RSD	47.2	1180000.	44.8	.000	21.8	19.1	617.
#1	-.002	-.003	.006	.000	-.026	-.011	-.009
#2	-.004	.003	.011	.000	-.035	-.014	.005

Elem	Sr4215	Ti3349	Tl3775	V_2924	Zn2138
Units	mg/L	mg/L	mg/L	mg/L	mg/L
Avge	.000	.000	.061	-.000	-.002
SDev	.000	.001	.024	.001	.000
%RSD	.001	282.	39.3	139.	.580
#1	.000	-.000	.044	-.001	-.002
#2	.000	.001	.078	-.000	-.002

Analysis Report 08/29/08 10:03:03 PM page 1

Method: tl Sample Name: L71083-02:101 Operator: AEH
Run Time: 08/29/08 22:00:57
Comment: RA-SD-02-1.5-3.0/D/M
Mode: CONC Corr. Factor: 1

Elem	Ag3280	Al3082	As1936	B_2496	Ba4934	Be3130	Bi2230
Units	mg/L	mg/L	mg/L	mg/L	mg/L	mg/L	mg/L
Avge	.023	83.2	.343	-.001	.577	.005	.011
SDev	.001	.7	.020	.001	.003	.000	.014
%RSD	6.12	.802	5.92	84.2	.577	.016	127.
#1	.022	82.7	.329	-.001	.575	.005	.021
#2	.024	83.7	.358	-.000	.580	.005	.001

Elem	Ca3179	Cd2265	Co2286	Cr2677	Cu3247	Fe2599	Ga2943
Units	mg/L	mg/L	mg/L	mg/L	mg/L	mg/L	mg/L
Avge	39.7	-.003	.041	.049	43.3	318.	.082
SDev	.4	.002	.002	.007	.2	2.	.009
%RSD	.943	51.7	5.58	14.9	.489	.742	11.1
#1	39.4	-.004	.043	.044	43.1	316.	.076
#2	40.0	-.002	.040	.055	43.4	320.	.089

Elem	K_7664	Li6707	Mg2790	Mn2576	Mo2020	Na5889	Na3302
Units	mg/L	mg/L	mg/L	mg/L	mg/L	mg/L	mg/L
Avge	24.6	.094	42.2	1.76	10.4	3.75	1.93
SDev	.2	.000	.4	.02	.1	.05	.37
%RSD	.640	.416	.859	.974	.755	1.41	18.9
#1	24.5	.094	42.0	1.75	10.3	3.71	1.68
#2	24.7	.094	42.5	1.77	10.4	3.79	2.19

Elem	Ni2316	Pb2203	Sb2068	Sc3613	Se1960	SiO2	Sn1899
Units	mg/L	mg/L	mg/L	mg/L	mg/L	mg/L	mg/L
Avge	.028	.694	.005	.018	.041	34.1	-.011
SDev	.003	.007	.015	.000	.029	.3	.002
%RSD	11.5	.998	325.	1.99	69.0	1.00	17.5

#1	.026	.689	-.006	.019	.062	33.8	-.013
#2	.030	.699	.015	.018	.021	34.3	-.010

Elem	Sr4215	Ti3349	Tl3775	V_2924	Zn2138
Units	mg/L	mg/L	mg/L	mg/L	mg/L
Avge	.471	6.22	-.034	.320	.781
SDev	.002	.04	.098	.001	.006
%RSD	.488	.599	288.	.163	.755
#1	.470	6.20	-.103	.321	.777
#2	.473	6.25	.035	.320	.785

Analysis Report 08/29/08 10:06:47 PM page 1

Method: tl Sample Name: L71083-03:102 Operator: AEH
Run Time: 08/29/08 22:04:41
Comment: RA-SD-01-0-1.5/D/MS/
Mode: CONC Corr. Factor: 1

Elem	Ag3280	Al3082	As1936	B_2496	Ba4934	Be3130	Bi2230
Units	mg/L	mg/L	mg/L	mg/L	mg/L	mg/L	mg/L
Avge	.011	107.	.107	.012	.713	.006	-.074
SDev	.001	1.	.000	.002	.002	.000	.001
%RSD	12.3	.569	.105	16.7	.234	.029	.685
#1	.010	106.	.107	.010	.712	.006	-.074
#2	.012	107.	.107	.013	.714	.006	-.074

Elem	Ca3179	Cd2265	Co2286	Cr2677	Cu3247	Fe2599	Ga2943
Units	mg/L	mg/L	mg/L	mg/L	mg/L	mg/L	mg/L
Avge	120.	-.001	.046	.076	80.1	276.	.047
SDev	1.	.000	.002	.003	.5	2.	.018
%RSD	.634	48.1	5.33	3.85	.658	.695	37.5
#1	119.	-.001	.044	.073	79.7	274.	.059
#2	120.	-.001	.048	.078	80.5	277.	.034

Elem	K_7664	Li6707	Mg2790	Mn2576	Mo2020	Na5889	Na3302
Units	mg/L	mg/L	mg/L	mg/L	mg/L	mg/L	mg/L
Avge	22.8	.115	52.8	2.63	9.96	3.25	1.80
SDev	.0	.000	.3	.01	.09	.03	.80
%RSD	.166	.000	.532	.532	.883	.900	44.5
#1	22.8	.115	52.6	2.62	9.90	3.22	1.23
#2	22.7	.115	53.0	2.64	10.0	3.27	2.37

Elem	Ni2316	Pb2203	Sb2068	Sc3613	Se1960	SiO2	Sn1899
Units	mg/L	mg/L	mg/L	mg/L	mg/L	mg/L	mg/L
Avge	.033	.733	-.015	.021	.011	36.6	-.032
SDev	.004	.002	.019	.001	.030	.4	.013
%RSD	12.1	.254	126.	3.54	288.	1.13	42.0
#1	.030	.731	-.002	.020	-.011	36.3	-.022
#2	.036	.734	-.028	.021	.032	36.9	-.041

Elem	Sr4215	Ti3349	Tl3775	V_2924	Zn2138
Units	mg/L	mg/L	mg/L	mg/L	mg/L
Avge	.572	4.91	-.187	.272	.940
SDev	.002	.02	.045	.001	.011

%RSD	.266	.481	23.8	.439	1.13
#1	.571	4.89	-.219	.273	.932
#2	.573	4.93	-.156	.271	.947

Analysis Report 08/29/08 10:10:30 PM page 1

Method: tl Sample Name: L71084-01:101 Operator: AEH
Run Time: 08/29/08 22:08:24
Comment: RA-SD-01-1.5-3.0/D/M
Mode: CONC Corr. Factor: 1

Elem	Ag3280	Al3082	As1936	B_2496	Ba4934	Be3130	Bi2230
Units	mg/L	mg/L	mg/L	mg/L	mg/L	mg/L	mg/L
Avge	.027	102.	.256	.006	.820	.007	-.024
SDev	.001	2.	.025	.001	.015	.000	.014
%RSD	5.46	2.00	9.58	16.3	1.79	1.11	57.5
#1	.028	100.	.238	.006	.810	.007	-.014
#2	.026	103.	.273	.007	.830	.007	-.033

Elem	Ca3179	Cd2265	Co2286	Cr2677	Cu3247	Fe2599	Ga2943
Units	mg/L	mg/L	mg/L	mg/L	mg/L	mg/L	mg/L
Avge	26.4	.005	.081	.096	74.0	347.	.045
SDev	.4	.001	.000	.003	1.2	5.	.001
%RSD	1.55	20.0	.303	2.88	1.67	1.50	1.93
#1	26.1	.004	.081	.094	73.1	344.	.044
#2	26.7	.006	.081	.098	74.9	351.	.045

Elem	K_7664	Li6707	Mg2790	Mn2576	Mo2020	Na5889	Na3302
Units	mg/L	mg/L	mg/L	mg/L	mg/L	mg/L	mg/L
Avge	25.1	.111	51.1	2.22	16.6	3.13	2.80
SDev	.4	.003	1.0	.03	.3	.08	.33
%RSD	1.76	2.82	1.90	1.43	1.67	2.66	11.7
#1	24.7	.109	50.4	2.19	16.4	3.07	2.57
#2	25.4	.113	51.8	2.24	16.8	3.19	3.03

Elem	Ni2316	Pb2203	Sb2068	Sc3613	Se1960	SiO2	Sn1899
Units	mg/L	mg/L	mg/L	mg/L	mg/L	mg/L	mg/L
Avge	.049	.918	-.041	.019	-.002	38.4	.004
SDev	.002	.024	.043	.000	.030	.6	.006
%RSD	3.56	2.60	103.	1.89	1410.	1.56	142.
#1	.048	.901	-.011	.019	.019	37.9	.008
#2	.050	.935	L-.071	.020	-.023	38.8	-.000

Elem	Sr4215	Ti3349	Tl3775	V_2924	Zn2138
Units	mg/L	mg/L	mg/L	mg/L	mg/L
Avge	.653	5.79	-.110	.337	1.95
SDev	.013	.10	.072	.006	.03
%RSD	1.92	1.67	65.4	1.75	1.32
#1	.644	5.72	-.160	.333	1.93
#2	.662	5.85	-.059	.341	1.96

Analysis Report 08/29/08 10:14:14 PM page 1

Method: tl Sample Name: L71084-02:515 Operator: AEH
Run Time: 08/29/08 22:12:08
Comment: RA-JS-02-0-1/D/MS/MS
Mode: CONC Corr. Factor: 1

Elem	Ag3280	Al3082	As1936	B_2496	Ba4934	Be3130	Bi2230
Units	mg/L	mg/L	mg/L	mg/L	mg/L	mg/L	mg/L
Avge	.036	27.9	.091	.000	.158	.001	-.032
SDev	.002	.5	.015	.000	.003	.000	.003
%RSD	4.40	1.67	17.0	8.15	1.90	7.42	8.24
#1	.037	27.5	.101	.000	.155	.001	-.031
#2	.034	28.2	.080	.000	.160	.001	-.034

Elem	Ca3179	Cd2265	Co2286	Cr2677	Cu3247	Fe2599	Ga2943
Units	mg/L	mg/L	mg/L	mg/L	mg/L	mg/L	mg/L
Avge	42.5	.001	.040	.007	58.7	158.	.005
SDev	.5	.001	.004	.002	1.0	2.	.000
%RSD	1.29	66.1	9.57	23.9	1.70	1.29	4.22
#1	42.1	.001	.042	.006	58.0	157.	.005
#2	42.8	.002	.037	.008	59.4	160.	.006

Elem	K_7664	Li6707	Mg2790	Mn2576	Mo2020	Na5889	Na3302
Units	mg/L	mg/L	mg/L	mg/L	mg/L	mg/L	mg/L
Avge	7.34	.031	14.3	.820	3.24	1.25	.695
SDev	.11	.002	.2	.009	.04	.01	.101
%RSD	1.46	5.10	1.11	1.03	1.17	1.04	14.5
#1	7.26	.030	14.2	.814	3.21	1.24	.624
#2	7.41	.032	14.4	.826	3.26	1.26	.766

Elem	Ni2316	Pb2203	Sb2068	Sc3613	Se1960	SiO2	Sn1899
Units	mg/L	mg/L	mg/L	mg/L	mg/L	mg/L	mg/L
Avge	.012	.260	-.008	.007	-.000	8.28	-.006
SDev	.003	.003	.003	.000	.004	.09	.008
%RSD	27.2	1.29	41.2	.000	2240.	1.11	141.
#1	.014	.262	-.006	.007	-.003	8.22	-.000
#2	.010	.257	-.010	.007	.002	8.35	-.012

Elem	Sr4215	Ti3349	Tl3775	V_2924	Zn2138
Units	mg/L	mg/L	mg/L	mg/L	mg/L
Avge	.108	1.44	-.074	.082	.646
SDev	.002	.02	.084	.000	.008
%RSD	1.90	1.57	114.	.082	1.26
#1	.106	1.43	-.014	.082	.640
#2	.109	1.46	-.133	.082	.652

Analysis Report 08/29/08 10:17:57 PM page 1

Method: tl Sample Name: L71084-03:505 Operator: AEH
Run Time: 08/29/08 22:15:52
Comment: RA-JS-02-1-3/D/MS/MS
Mode: CONC Corr. Factor: 1

Elem	Ag3280	Al3082	As1936	B_2496	Ba4934	Be3130	Bi2230

Units	mg/L	mg/L	mg/L	mg/L	mg/L	mg/L	mg/L
Avge	.023	27.9	.186	-.000	.150	.002	-.029
SDev	.003	.2	.001	.000	.001	.000	.013
%RSD	11.3	.806	.583	30.3	.889	11.7	45.8
#1	.021	27.8	.187	-.000	.149	.001	-.038
#2	.025	28.1	.186	-.000	.151	.002	-.019

Elem	Ca3179	Cd2265	Co2286	Cr2677	Cu3247	Fe2599	Ga2943
Units	mg/L	mg/L	mg/L	mg/L	mg/L	mg/L	mg/L
Avge	11.2	.004	.049	.025	55.1	132.	.004
SDev	.1	.002	.004	.005	.5	1.	.003
%RSD	.661	33.4	7.86	21.6	.993	.769	77.3
#1	11.2	.003	.047	.021	54.7	132.	.002
#2	11.3	.005	.052	.028	55.5	133.	.006

Elem	K_7664	Li6707	Mg2790	Mn2576	Mo2020	Na5889	Na3302
Units	mg/L	mg/L	mg/L	mg/L	mg/L	mg/L	mg/L
Avge	5.44	.033	13.5	.707	7.90	.536	.926
SDev	.09	.001	.1	.008	.07	.002	.174
%RSD	1.74	3.54	.893	1.10	.856	.403	18.7
#1	5.37	.032	13.4	.701	7.86	.535	.804
#2	5.50	.034	13.5	.712	7.95	.538	1.05

Elem	Ni2316	Pb2203	Sb2068	Sc3613	Se1960	SiO2	Sn1899
Units	mg/L	mg/L	mg/L	mg/L	mg/L	mg/L	mg/L
Avge	.012	.567	.002	.002	.001	8.69	-.037
SDev	.004	.011	.016	.000	.005	.08	.000
%RSD	31.4	1.94	1040.	.000	874.	.949	.877
#1	.010	.560	.013	.002	-.003	8.64	-.037
#2	.015	.575	-.010	.002	.004	8.75	-.037

Elem	Sr4215	Ti3349	Tl3775	V_2924	Zn2138
Units	mg/L	mg/L	mg/L	mg/L	mg/L
Avge	.080	1.05	.096	.073	1.07
SDev	.001	.01	.052	.000	.01
%RSD	1.28	.922	53.8	.184	.685
#1	.080	1.04	.133	.073	1.07
#2	.081	1.06	.060	.073	1.08

Analysis Report 08/29/08 10:21:41 PM page 1

Method: tl Sample Name: L71084-04:204 Operator: AEH
Run Time: 08/29/08 22:19:35
Comment: RA-JS-02-5-7
Mode: CONC Corr. Factor: 1

Elem	Ag3280	Al3082	As1936	B_2496	Ba4934	Be3130	Bi2230
Units	mg/L	mg/L	mg/L	mg/L	mg/L	mg/L	mg/L
Avge	.027	132.	.342	.005	.449	.030	-.066
SDev	.002	1.	.017	.002	.005	.001	.037
%RSD	7.20	1.02	5.09	45.2	1.04	1.48	56.2
#1	.028	131.	.329	.007	.446	.030	-.092
#2	.025	133.	.354	.004	.452	.031	-.040

Elem	Ca3179	Cd2265	Co2286	Cr2677	Cu3247	Fe2599	Ga2943
Units	mg/L	mg/L	mg/L	mg/L	mg/L	mg/L	mg/L
Avge	21.3	.009	.143	.170	95.9	322.	-.080
SDev	.1	.002	.001	.000	.9	3.	.020
%RSD	.501	17.0	.957	.040	.990	.862	25.4
#1	21.2	.010	.144	.170	95.2	320.	-.066
#2	21.4	.008	.142	.170	96.6	324.	-.094

Elem	K_7664	Li6707	Mg2790	Mn2576	Mo2020	Na5889	Na3302
Units	mg/L	mg/L	mg/L	mg/L	mg/L	mg/L	mg/L
Avge	17.8	.098	36.0	2.18	11.8	1.74	.535
SDev	.1	.001	.4	.02	.1	.02	.378
%RSD	.530	.797	1.13	.885	.737	1.12	70.6
#1	17.8	.098	35.7	2.16	11.8	1.72	.268
#2	17.9	.099	36.3	2.19	11.9	1.75	.802

Elem	Ni2316	Pb2203	Sb2068	Sc3613	Se1960	SiO2	Sn1899
Units	mg/L	mg/L	mg/L	mg/L	mg/L	mg/L	mg/L
Avge	.066	.847	-.034	.034	.018	21.2	-.058
SDev	.003	.031	.013	.000	.031	.3	.018
%RSD	3.74	3.65	37.8	1.08	173.	1.28	31.2
#1	.068	.826	-.043	.034	.040	21.0	-.045
#2	.064	.869	-.025	.034	-.004	21.4	-.071

Elem	Sr4215	Ti3349	Tl3775	V_2924	Zn2138
Units	mg/L	mg/L	mg/L	mg/L	mg/L
Avge	.240	3.18	-.085	.226	3.71
SDev	.002	.03	.007	.004	.03
%RSD	.961	.875	8.45	1.57	.740
#1	.238	3.16	-.080	.223	3.69
#2	.242	3.20	-.090	.228	3.73

Analysis Report 08/29/08 10:25:24 PM page 1

Method: tl Sample Name: L71084-05:204 Operator: AEH
Run Time: 08/29/08 22:23:18
Comment: RA-JS-02-5-7D
Mode: CONC Corr. Factor: 1

Elem	Ag3280	Al3082	As1936	B_2496	Ba4934	Be3130	Bi2230
Units	mg/L	mg/L	mg/L	mg/L	mg/L	mg/L	mg/L
Avge	.033	127.	.366	.006	.443	.025	-.080
SDev	.001	1.	.012	.003	.001	.000	.002
%RSD	3.86	.421	3.22	57.4	.150	.718	1.97
#1	.033	126.	.358	.008	.442	.024	-.081
#2	.032	127.	.375	.003	.443	.025	-.079

Elem	Ca3179	Cd2265	Co2286	Cr2677	Cu3247	Fe2599	Ga2943
Units	mg/L	mg/L	mg/L	mg/L	mg/L	mg/L	mg/L
Avge	20.9	.010	.134	.141	H107.	303.	-.017
SDev	.1	.000	.001	.000	.	1.	.041
%RSD	.572	2.52	.341	.127	.399	.362	243.

#1	20.8	.010	.135	.140	H106.	302.	.012
#2	21.0	.009	.134	.141	H107.	304.	-.046

Elem	K_7664	Li6707	Mg2790	Mn2576	Mo2020	Na5889	Na3302
Units	mg/L	mg/L	mg/L	mg/L	mg/L	mg/L	mg/L
Avge	19.4	.103	38.9	2.27	11.4	1.65	1.50
SDev	.1	.000	.2	.01	.0	.01	.92
%RSD	.291	.380	.555	.298	.321	.854	61.2
#1	19.4	.103	38.8	2.27	11.4	1.64	2.15
#2	19.5	.103	39.1	2.28	11.5	1.66	.852

Elem	Ni2316	Pb2203	Sb2068	Sc3613	Se1960	SiO2	Sn1899
Units	mg/L	mg/L	mg/L	mg/L	mg/L	mg/L	mg/L
Avge	.066	.958	-.027	.033	.008	19.1	-.078
SDev	.001	.004	.021	.000	.025	.1	.018
%RSD	2.03	.398	79.2	1.11	329.	.432	22.5
#1	.067	.955	-.012	.033	-.010	19.1	-.066
#2	.065	.961	-.042	.033	.025	19.2	-.091

Elem	Sr4215	Ti3349	Tl3775	V_2924	Zn2138
Units	mg/L	mg/L	mg/L	mg/L	mg/L
Avge	.244	3.49	-.037	.238	3.34
SDev	.001	.01	.106	.004	.01
%RSD	.315	.268	286.	1.74	.289
#1	.243	3.49	-.112	.235	3.33
#2	.244	3.50	.038	.241	3.35

Analysis Report 08/29/08 10:29:08 PM page 1

Method: tl Sample Name: L71176-01:101 Operator: AEH
Run Time: 08/29/08 22:27:02
Comment: EM-JS-06-0-1
Mode: CONC Corr. Factor: 1

Elem	Ag3280	Al3082	As1936	B_2496	Ba4934	Be3130	Bi2230
Units	mg/L	mg/L	mg/L	mg/L	mg/L	mg/L	mg/L
Avge	.011	91.9	.146	.004	.458	.007	-.004
SDev	.004	.4	.058	.002	.000	.000	.020
%RSD	34.4	.417	39.8	42.4	.073	2.54	476.
#1	.013	91.6	.187	.006	.458	.007	.010
#2	.008	92.2	.105	.003	.458	.007	-.018

Elem	Ca3179	Cd2265	Co2286	Cr2677	Cu3247	Fe2599	Ga2943
Units	mg/L	mg/L	mg/L	mg/L	mg/L	mg/L	mg/L
Avge	140.	.002	.165	.061	42.5	283.	.021
SDev	.	.000	.003	.003	.2	1.	.009
%RSD	.277	7.53	1.94	4.35	.555	.401	41.2
#1	139.	.002	.168	.063	42.4	282.	.027
#2	140.	.003	.163	.059	42.7	284.	.015

Elem	K_7664	Li6707	Mg2790	Mn2576	Mo2020	Na5889	Na3302
Units	mg/L	mg/L	mg/L	mg/L	mg/L	mg/L	mg/L
Avge	20.0	.153	56.3	4.47	12.4	1.32	1.14
SDev	.0	.001	.3	.01	.1	.01	.55

%RSD	.126	.769	.523	.327	.623	.654	48.4
#1	20.0	.153	56.1	4.46	12.3	1.32	1.53
#2	20.0	.152	56.5	4.48	12.5	1.33	.752

Elem	Ni2316	Pb2203	Sb2068	Sc3613	Se1960	SiO2	Sn1899
Units	mg/L	mg/L	mg/L	mg/L	mg/L	mg/L	mg/L
Avge	.053	.657	-.038	.018	-.019	33.1	-.170
SDev	.001	.010	.005	.000	.020	.2	.009
%RSD	1.88	1.54	13.7	2.05	108.	.651	5.38
#1	.052	.665	-.042	.018	-.004	32.9	-.177
#2	.053	.650	-.035	.018	-.033	33.2	-.164

Elem	Sr4215	Ti3349	Tl3775	V_2924	Zn2138
Units	mg/L	mg/L	mg/L	mg/L	mg/L
Avge	.404	3.78	-.244	.286	1.66
SDev	.001	.01	.006	.002	.01
%RSD	.189	.316	2.34	.756	.507
#1	.403	3.77	-.248	.285	1.65
#2	.405	3.79	-.240	.288	1.66

Analysis Report 08/29/08 10:32:52 PM page 1

Method: tl Sample Name: L71176-02:101 Operator: AEH
Run Time: 08/29/08 22:30:46
Comment: EM-JS-06-1-3
Mode: CONC Corr. Factor: 1

Elem	Ag3280	Al3082	As1936	B_2496	Ba4934	Be3130	Bi2230
Units	mg/L	mg/L	mg/L	mg/L	mg/L	mg/L	mg/L
Avge	.005	69.7	.057	-.002	.406	.004	.093
SDev	.000	.4	.007	.003	.001	.000	.006
%RSD	3.81	.548	11.7	177.	.246	4.68	6.02
#1	.005	69.5	.053	-.004	.407	.004	.097
#2	.005	70.0	.062	.000	.406	.004	.089

Elem	Ca3179	Cd2265	Co2286	Cr2677	Cu3247	Fe2599	Ga2943
Units	mg/L	mg/L	mg/L	mg/L	mg/L	mg/L	mg/L
Avge	95.9	-.002	.130	.027	18.9	292.	.030
SDev	.5	.002	.001	.002	.1	1.	.012
%RSD	.523	96.9	.368	8.74	.510	.511	38.7
#1	95.6	-.001	.130	.028	18.8	291.	.038
#2	96.3	-.004	.130	.025	19.0	293.	.022

Elem	K_7664	Li6707	Mg2790	Mn2576	Mo2020	Na5889	Na3302
Units	mg/L	mg/L	mg/L	mg/L	mg/L	mg/L	mg/L
Avge	22.1	.125	50.0	2.82	4.83	2.38	1.36
SDev	.1	.002	.3	.01	.03	.00	.57
%RSD	.484	1.56	.551	.525	.543	.091	42.1
#1	22.0	.126	49.8	2.81	4.81	2.39	1.77
#2	22.2	.124	50.2	2.83	4.85	2.38	.955

Elem	Ni2316	Pb2203	Sb2068	Sc3613	Se1960	SiO2	Sn1899
Units	mg/L	mg/L	mg/L	mg/L	mg/L	mg/L	mg/L

Avge	.036	.266	-.013	.022	-.020	26.9	-.152
SDev	.003	.022	.016	.000	.003	.2	.008
%RSD	8.44	8.33	119.	1.66	13.5	.573	4.93
#1	.034	.250	-.002	.022	-.018	26.8	-.158
#2	.038	.281	-.025	.022	-.022	27.0	-.147

Elem	Sr4215	Ti3349	Tl3775	V_2924	Zn2138
Units	mg/L	mg/L	mg/L	mg/L	mg/L
Avge	.401	4.60	-.116	.269	.501
SDev	.001	.02	.092	.002	.004
%RSD	.253	.422	79.4	.769	.856
#1	.401	4.59	-.181	.268	.498
#2	.402	4.61	-.051	.271	.505

Analysis Report 08/29/08 10:36:35 PM page 1

Method: tl Sample Name: L71176-03:101 Operator: AEH
Run Time: 08/29/08 22:34:29
Comment: EM-JS-06-5-7
Mode: CONC Corr. Factor: 1

Elem	Ag3280	Al3082	As1936	B_2496	Ba4934	Be3130	Bi2230
Units	mg/L	mg/L	mg/L	mg/L	mg/L	mg/L	mg/L
Avge	.014	82.5	.086	-.003	.404	.005	.047
SDev	.004	.8	.000	.001	.002	.000	.036
%RSD	26.1	.915	.283	43.6	.495	.067	77.3
#1	.016	82.0	.086	-.004	.402	.005	.021
#2	.011	83.0	.086	-.002	.405	.005	.072

Elem	Ca3179	Cd2265	Co2286	Cr2677	Cu3247	Fe2599	Ga2943
Units	mg/L	mg/L	mg/L	mg/L	mg/L	mg/L	mg/L
Avge	106.	.002	.160	.105	27.4	309.	.037
SDev	1.	.002	.002	.002	.2	2.	.000
%RSD	.837	85.7	1.48	2.22	.841	.585	.757
#1	105.	.003	.162	.106	27.2	307.	.037
#2	107.	.001	.158	.103	27.5	310.	.037

Elem	K_7664	Li6707	Mg2790	Mn2576	Mo2020	Na5889	Na3302
Units	mg/L	mg/L	mg/L	mg/L	mg/L	mg/L	mg/L
Avge	22.6	.142	56.8	3.72	3.24	2.18	1.33
SDev	.0	.000	.4	.03	.03	.00	.64
%RSD	.000	.276	.703	.720	.928	.000	48.1
#1	22.6	.141	56.5	3.70	3.22	2.18	1.78
#2	22.6	.142	57.1	3.74	3.26	2.18	.878

Elem	Ni2316	Pb2203	Sb2068	Sc3613	Se1960	SiO2	Sn1899
Units	mg/L	mg/L	mg/L	mg/L	mg/L	mg/L	mg/L
Avge	.047	1.23	-.058	.031	.023	28.2	-.163
SDev	.005	.05	.007	.001	.028	.2	.027
%RSD	11.1	3.77	12.2	2.40	125.	.778	16.8
#1	.044	1.20	L-.063	.031	.043	28.1	-.182
#2	.051	1.26	-.053	.030	.003	28.4	-.143

Elem	Sr4215	Ti3349	Tl3775	V_2924	Zn2138
Units	mg/L	mg/L	mg/L	mg/L	mg/L
Avge	.330	5.63	-.110	.306	1.23
SDev	.002	.04	.140	.002	.01
%RSD	.538	.730	128.	.678	.700
#1	.329	5.61	-.209	.305	1.23
#2	.332	5.66	-.011	.308	1.24

Analysis Report QC Standard 08/29/08 10:40:19 PM page 1

Method: tl Sample Name: CCV Operator: AEH
Run Time: 08/29/08 22:38:13
Comment:
Mode: CONC Corr. Factor: 1

Elem	Ag3280	Al3082	As1936	B_2496	Ba4934	Be3130	Bi2230
Units	mg/L	mg/L	mg/L	mg/L	mg/L	mg/L	mg/L
Avge	.504	1.03	2.06	.929	1.05	1.03	.995
SDev	.000	.00	.03	.005	.00	.00	.009
%RSD	.000	.149	1.46	.514	.095	.141	.858
#1	.504	1.03	2.08	.926	1.05	1.04	.989
#2	.504	1.03	2.04	.932	1.05	1.03	1.00

Elem	Ca3179	Cd2265	Co2286	Cr2677	Cu3247	Fe2599	Ga2943
Units	mg/L	mg/L	mg/L	mg/L	mg/L	mg/L	mg/L
Avge	50.7	1.00	1.03	1.01	.991	1.04	1.05
SDev	.0	.00	.00	.00	.003	.00	.01
%RSD	.097	.296	.136	.198	.313	.305	.842
#1	50.7	1.00	1.03	1.01	.993	1.04	1.04
#2	50.7	1.01	1.03	1.01	.989	1.03	1.05

Elem	K_7664	Li6707	Mg2790	Mn2576	Mo2020	Na5889	Na3302
Units	mg/L	mg/L	mg/L	mg/L	mg/L	mg/L	mg/L
Avge	10.1	1.07	51.3	1.02	1.03	51.9	51.2
SDev	.0	.00	.1	.00	.00	.0	.3
%RSD	.186	.110	.231	.083	.376	.056	.549
#1	10.1	1.07	51.2	1.02	1.02	51.9	51.0
#2	10.1	1.07	51.4	1.02	1.03	51.8	51.4

Elem	Ni2316	Pb2203	Sb2068	Sc3613	Se1960	SiO2	Sn1899
Units	mg/L	mg/L	mg/L	mg/L	mg/L	mg/L	mg/L
Avge	1.00	2.01	2.18	1.04	2.08	23.0	1.01
SDev	.00	.01	.02	.00	.01	.0	.00
%RSD	.084	.564	1.09	.317	.691	.072	.379
#1	1.00	2.00	2.20	1.04	2.09	23.0	1.01
#2	1.00	2.02	2.17	1.04	2.07	23.0	1.01

Elem	Sr4215	Ti3349	Tl3775	V_2924	Zn2138
Units	mg/L	mg/L	mg/L	mg/L	mg/L
Avge	1.07	.992	1.97	1.02	1.01
SDev	.00	.000	.18	.00	.00
%RSD	.096	.033	8.99	.002	.200
#1	1.07	.992	1.85	1.02	1.01

#2	1.07	.992	2.10	1.02	1.01

Analysis Report Blank Sample 08/29/08 10:44:03 PM page 1

Method: tl Sample Name: CCB Operator:
Run Time: 08/29/08 22:41:57
Comment:
Mode: CONC Corr. Factor: 1

Elem	Ag3280	Al3082	As1936	B_2496	Ba4934	Be3130	Bi2230
Units	mg/L	mg/L	mg/L	mg/L	mg/L	mg/L	mg/L
Avge	-.000	-.002	.016	.004	-.000	.000	-.004
SDev	.000	.003	.019	.001	.000	.000	.015
%RSD	43500.	140.	117.	12.9	141.	69.5	331.
#1	.000	-.000	.029	.004	-.000	.000	-.015
#2	-.000	-.004	.003	.003	.000	.000	.006

Elem	Ca3179	Cd2265	Co2286	Cr2677	Cu3247	Fe2599	Ga2943
Units	mg/L	mg/L	mg/L	mg/L	mg/L	mg/L	mg/L
Avge	-.022	-.000	-.001	-.006	-.001	-.004	-.006
SDev	.000	.001	.000	.001	.002	.002	.000
%RSD	.004	284.	71.4	15.8	179.	35.4	.023
#1	-.022	-.001	-.001	-.007	-.002	-.006	-.006
#2	-.022	.000	-.000	-.006	.000	-.003	-.006

Elem	K_7664	Li6707	Mg2790	Mn2576	Mo2020	Na5889	Na3302
Units	mg/L	mg/L	mg/L	mg/L	mg/L	mg/L	mg/L
Avge	-.192	-.001	.005	-.000	.003	.010	-.514
SDev	.006	.000	.004	.000	.002	.000	.923
%RSD	3.29	.000	70.7	284.	70.7	.000	179.
#1	-.196	-.001	.002	-.000	.001	.010	.138
#2	-.187	-.001	.007	.000	.004	.010	L-1.17

Elem	Ni2316	Pb2203	Sb2068	Sc3613	Se1960	SiO2	Sn1899
Units	mg/L	mg/L	mg/L	mg/L	mg/L	mg/L	mg/L
Avge	-.001	-.012	-.012	.000	-.011	.003	-.001
SDev	.002	.014	.006	.000	.006	.027	.001
%RSD	378.	119.	52.5	141.	50.6	903.	80.9
#1	-.002	-.002	-.017	.000	-.007	-.016	-.001
#2	.001	-.022	-.008	.001	-.015	.022	-.002

Elem	Sr4215	Ti3349	Tl3775	V_2924	Zn2138
Units	mg/L	mg/L	mg/L	mg/L	mg/L
Avge	-.000	.000	.115	-.001	-.001
SDev	.000	.002	.062	.001	.000
%RSD	142.	77700.	54.1	138.	25.1
#1	.000	-.001	.159	-.000	-.001
#2	-.000	.001	.071	-.002	-.002

Analysis Report 08/29/08 10:47:47 PM page 1

Method: tl Sample Name: L71176-04:101 Operator: AEH
Run Time: 08/29/08 22:45:41

Comment: EM-JS-06-10-11
Mode: CONC Corr. Factor: 1

Elem	Ag3280	Al3082	As1936	B_2496	Ba4934	Be3130	Bi2230
Units	mg/L	mg/L	mg/L	mg/L	mg/L	mg/L	mg/L
Avge	.001	123.	.150	.009	1.44	.009	-.014
SDev	.001	1.	.002	.002	.00	.000	.031
%RSD	119.	.485	1.26	20.4	.185	.034	229.
#1	.000	123.	.149	.008	1.44	.009	-.036
#2	.002	124.	.152	.011	1.44	.009	.009

Elem	Ca3179	Cd2265	Co2286	Cr2677	Cu3247	Fe2599	Ga2943
Units	mg/L	mg/L	mg/L	mg/L	mg/L	mg/L	mg/L
Avge	100.	.009	.140	.175	62.1	464.	-.010
SDev	1.	.001	.001	.000	.1	2.	.017
%RSD	.686	15.4	.639	.073	.162	.528	175.
#1	99.5	.010	.140	.175	62.0	462.	.002
#2	100.	.008	.141	.175	62.1	466.	-.022

Elem	K_7664	Li6707	Mg2790	Mn2576	Mo2020	Na5889	Na3302
Units	mg/L	mg/L	mg/L	mg/L	mg/L	mg/L	mg/L
Avge	31.8	.231	56.3	5.74	4.92	2.43	.491
SDev	.0	.001	.3	.03	.01	.00	.226
%RSD	.000	.339	.499	.570	.299	.133	46.0
#1	31.8	.230	56.1	5.71	4.91	2.43	.651
#2	31.8	.231	56.5	5.76	4.93	2.43	.331

Elem	Ni2316	Pb2203	Sb2068	Sc3613	Se1960	SiO2	Sn1899
Units	mg/L	mg/L	mg/L	mg/L	mg/L	mg/L	mg/L
Avge	.197	.748	L-.113	.040	-.040	33.4	-.034
SDev	.002	.025	.003	.000	.002	.2	.001
%RSD	.885	3.27	2.62	.912	6.10	.587	2.03
#1	.196	.731	L-.115	.040	-.041	33.2	-.034
#2	.198	.766	L-.111	.040	-.038	33.5	-.035

Elem	Sr4215	Ti3349	Tl3775	V_2924	Zn2138
Units	mg/L	mg/L	mg/L	mg/L	mg/L
Avge	.388	10.3	-.185	.335	2.92
SDev	.001	.0	.031	.002	.01
%RSD	.129	.351	17.0	.601	.488
#1	.388	10.3	-.163	.336	2.91
#2	.389	10.4	-.207	.333	2.93

Analysis Report 08/29/08 10:51:31 PM page 1

Method: tl Sample Name: L71176-05:102 Operator: AEH
Run Time: 08/29/08 22:49:25
Comment: EM-JS-07-0-1
Mode: CONC Corr. Factor: 1

Elem	Ag3280	Al3082	As1936	B_2496	Ba4934	Be3130	Bi2230
Units	mg/L	mg/L	mg/L	mg/L	mg/L	mg/L	mg/L
Avge	.013	103.	.172	.005	.962	.002	.023
SDev	.001	1.	.013	.004	.018	.000	.007

%RSD	11.0	1.40	7.81	86.5	1.84	15.9	30.2
#1	.012	104.	.163	.002	.974	.003	.028
#2	.014	102.	.182	.008	.949	.002	.018

Elem	Ca3179	Cd2265	Co2286	Cr2677	Cu3247	Fe2599	Ga2943
Units	mg/L	mg/L	mg/L	mg/L	mg/L	mg/L	mg/L
Avge	155.	.007	.132	.065	37.9	280.	.145
SDev	1.	.000	.006	.004	.6	3.	.026
%RSD	.676	2.67	4.46	5.86	1.56	.979	17.8
#1	156.	.007	.136	.062	38.3	282.	.127
#2	154.	.007	.128	.068	37.5	278.	.164

Elem	K_7664	Li6707	Mg2790	Mn2576	Mo2020	Na5889	Na3302
Units	mg/L	mg/L	mg/L	mg/L	mg/L	mg/L	mg/L
Avge	22.4	.122	50.6	3.70	H70.2	3.16	2.68
SDev	.4	.003	.7	.04	.5	.06	.05
%RSD	1.83	2.24	1.41	1.02	.734	1.92	1.90
#1	22.7	.124	51.1	3.72	H70.6	3.20	2.64
#2	22.1	.120	50.1	3.67	H69.8	3.12	2.71

Elem	Ni2316	Pb2203	Sb2068	Sc3613	Se1960	SiO2	Sn1899
Units	mg/L	mg/L	mg/L	mg/L	mg/L	mg/L	mg/L
Avge	.052	.758	-.031	-.032	.010	36.3	-.159
SDev	.001	.018	.014	.000	.005	.2	.000
%RSD	2.58	2.37	45.6	.000	51.9	.647	.257
#1	.053	.745	-.021	-.032	.007	36.5	-.159
#2	.052	.770	-.041	-.032	.014	36.2	-.159

Elem	Sr4215	Ti3349	Tl3775	V_2924	Zn2138
Units	mg/L	mg/L	mg/L	mg/L	mg/L
Avge	.581	5.02	-.055	.274	1.29
SDev	.012	.07	.108	.001	.00
%RSD	2.07	1.39	195.	.322	.138
#1	.589	5.07	-.131	.274	1.29
#2	.572	4.97	.021	.273	1.30

Analysis Report 08/29/08 10:55:15 PM page 1

Method: tl Sample Name: L71176-06:102 Operator: AEH
Run Time: 08/29/08 22:53:09
Comment: EM-JS-07-1-3
Mode: CONC Corr. Factor: 1

Elem	Ag3280	Al3082	As1936	B_2496	Ba4934	Be3130	Bi2230
Units	mg/L	mg/L	mg/L	mg/L	mg/L	mg/L	mg/L
Avge	.008	104.	.118	.010	.768	.007	-.004
SDev	.001	.	.005	.002	.003	.000	.006
%RSD	6.20	.248	3.97	24.8	.347	.014	132.
#1	.009	103.	.114	.008	.770	.007	-.000
#2	.008	104.	.121	.011	.766	.007	-.009

Elem	Ca3179	Cd2265	Co2286	Cr2677	Cu3247	Fe2599	Ga2943
Units	mg/L	mg/L	mg/L	mg/L	mg/L	mg/L	mg/L

Avge	137.	.004	.158	.084	49.0	331.	.091
SDev	1.	.002	.001	.003	.1	.	.044
%RSD	.639	49.8	.580	3.06	.130	.055	48.6
#1	136.	.006	.159	.082	49.1	331.	.122
#2	138.	.003	.158	.085	49.0	331.	.060

Elem	K_7664	Li6707	Mg2790	Mn2576	Mo2020	Na5889	Na3302
Units	mg/L	mg/L	mg/L	mg/L	mg/L	mg/L	mg/L
Avge	20.3	.128	57.2	5.38	10.1	2.02	1.05
SDev	.1	.000	.0	.00	.0	.02	.15
%RSD	.404	.306	.009	.039	.162	.802	14.0
#1	20.3	.128	57.2	5.39	10.1	2.01	1.15
#2	20.2	.127	57.2	5.38	10.1	2.03	.942

Elem	Ni2316	Pb2203	Sb2068	Sc3613	Se1960	SiO2	Sn1899
Units	mg/L	mg/L	mg/L	mg/L	mg/L	mg/L	mg/L
Avge	.112	1.22	-.039	.017	-.005	36.4	-.133
SDev	.004	.02	.020	.000	.022	.0	.009
%RSD	3.94	1.41	49.5	2.18	458.	.014	6.54
#1	.109	1.21	-.053	.017	-.021	36.4	-.139
#2	.115	1.24	-.026	.017	.011	36.4	-.127

Elem	Sr4215	Ti3349	Tl3775	V_2924	Zn2138
Units	mg/L	mg/L	mg/L	mg/L	mg/L
Avge	.701	4.85	-.184	.295	2.43
SDev	.002	.00	.039	.001	.01
%RSD	.259	.047	21.0	.217	.423
#1	.702	4.85	-.157	.296	2.42
#2	.700	4.85	-.211	.295	2.43

Analysis Report 08/29/08 10:58:58 PM page 1

Method: tl Sample Name: L71176-07:101 Operator: AEH
Run Time: 08/29/08 22:56:52
Comment: EM-JS-07-5-7
Mode: CONC Corr. Factor: 1

Elem	Ag3280	Al3082	As1936	B_2496	Ba4934	Be3130	Bi2230
Units	mg/L	mg/L	mg/L	mg/L	mg/L	mg/L	mg/L
Avge	.009	101.	.082	.005	.748	.007	.024
SDev	.001	1.	.012	.004	.004	.000	.006
%RSD	10.8	.756	14.9	79.2	.579	1.24	26.8
#1	.010	101.	.073	.002	.745	.006	.019
#2	.008	102.	.091	.008	.751	.007	.028

Elem	Ca3179	Cd2265	Co2286	Cr2677	Cu3247	Fe2599	Ga2943
Units	mg/L	mg/L	mg/L	mg/L	mg/L	mg/L	mg/L
Avge	98.8	.005	.157	.064	38.5	320.	.125
SDev	.7	.002	.001	.003	.3	3.	.027
%RSD	.662	32.8	.577	4.27	.869	.805	21.4
#1	98.4	.004	.157	.062	38.3	318.	.106
#2	99.3	.006	.158	.066	38.7	321.	.144

Elem	K_7664	Li6707	Mg2790	Mn2576	Mo2020	Na5889	Na3302
Units	mg/L	mg/L	mg/L	mg/L	mg/L	mg/L	mg/L
Avge	27.5	.138	61.1	5.71	3.43	8.39	6.48
SDev	.3	.001	.6	.05	.04	.05	.35
%RSD	1.03	.849	.973	.950	1.22	.580	5.39
#1	27.3	.137	60.7	5.67	3.40	8.36	6.24
#2	27.7	.139	61.5	5.75	3.46	8.42	6.73

Elem	Ni2316	Pb2203	Sb2068	Sc3613	Se1960	SiO2	Sn1899
Units	mg/L	mg/L	mg/L	mg/L	mg/L	mg/L	mg/L
Avge	.113	1.15	-.044	.022	.021	30.9	-.136
SDev	.000	.00	.022	.000	.010	.3	.006
%RSD	.345	.294	48.5	.000	46.3	.903	4.53
#1	.113	1.15	-.060	.022	.028	30.7	-.131
#2	.113	1.15	-.029	.022	.014	31.0	-.140

Elem	Sr4215	Ti3349	Tl3775	V_2924	Zn2138
Units	mg/L	mg/L	mg/L	mg/L	mg/L
Avge	.390	7.10	-.124	.336	2.77
SDev	.003	.06	.084	.007	.02
%RSD	.720	.789	67.4	2.04	.727
#1	.388	7.06	-.065	.331	2.76
#2	.392	7.14	-.184	.341	2.79

Analysis Report 08/29/08 11:02:42 PM page 1

Method: tl Sample Name: L71176-08:101 Operator: AEH
Run Time: 08/29/08 23:00:36
Comment: EM-JS-07-10-12
Mode: CONC Corr. Factor: 1

Elem	Ag3280	Al3082	As1936	B_2496	Ba4934	Be3130	Bi2230
Units	mg/L	mg/L	mg/L	mg/L	mg/L	mg/L	mg/L
Avge	.010	99.4	.149	.003	.617	.005	.043
SDev	.003	1.3	.016	.005	.007	.000	.013
%RSD	29.3	1.32	10.8	142.	1.13	3.50	28.9
#1	.008	98.5	.137	.006	.612	.005	.034
#2	.012	100.	.160	-.000	.622	.005	.052

Elem	Ca3179	Cd2265	Co2286	Cr2677	Cu3247	Fe2599	Ga2943
Units	mg/L	mg/L	mg/L	mg/L	mg/L	mg/L	mg/L
Avge	121.	.018	.200	.287	52.3	438.	.118
SDev	1.	.002	.007	.003	.7	5.	.068
%RSD	1.15	13.1	3.73	.912	1.33	1.15	57.5
#1	120.	.020	.195	.285	51.8	435.	.070
#2	122.	.016	.206	.288	52.7	442.	.166

Elem	K_7664	Li6707	Mg2790	Mn2576	Mo2020	Na5889	Na3302
Units	mg/L	mg/L	mg/L	mg/L	mg/L	mg/L	mg/L
Avge	20.8	.142	53.2	6.26	H57.4	3.06	2.54
SDev	.3	.002	.7	.07	.6	.02	.34
%RSD	1.66	1.65	1.27	1.15	1.05	.530	13.2
#1	20.6	.140	52.8	6.21	H57.0	3.05	2.31

#2	21.1	.144	53.7	6.31	H57.9	3.07	2.78

Elem	Ni2316	Pb2203	Sb2068	Sc3613	Se1960	SiO2	Sn1899
Units	mg/L	mg/L	mg/L	mg/L	mg/L	mg/L	mg/L
Avge	.206	1.18	L-.086	-.023	.035	31.9	-.033
SDev	.002	.01	.027	.000	.016	.4	.024
%RSD	1.16	1.12	31.0	1.63	45.9	1.27	73.3
#1	.204	1.18	L-.067	-.023	.023	31.6	-.050
#2	.207	1.17	L-.104	-.022	.046	32.2	-.016

Elem	Sr4215	Ti3349	Tl3775	V_2924	Zn2138
Units	mg/L	mg/L	mg/L	mg/L	mg/L
Avge	.565	4.27	-.045	.300	3.95
SDev	.006	.05	.023	.003	.04
%RSD	1.13	1.18	51.6	1.000	1.12
#1	.561	4.23	-.062	.302	3.91
#2	.570	4.31	-.029	.298	3.98

Analysis Report 08/29/08 11:06:26 PM page 1

Method: tl Sample Name: L71176-09:102 Operator: AEH
Run Time: 08/29/08 23:04:20
Comment: EM-JS-07-15-16
Mode: CONC Corr. Factor: 1

Elem	Ag3280	Al3082	As1936	B_2496	Ba4934	Be3130	Bi2230
Units	mg/L	mg/L	mg/L	mg/L	mg/L	mg/L	mg/L
Avge	-.003	173.	.183	.001	1.20	.021	.006
SDev	.002	1.	.018	.008	.00	.000	.000
%RSD	81.5	.315	9.69	636.	.195	.885	.983
#1	-.004	172.	.171	.007	1.19	.021	.006
#2	-.001	173.	.196	-.004	1.20	.021	.006

Elem	Ca3179	Cd2265	Co2286	Cr2677	Cu3247	Fe2599	Ga2943
Units	mg/L	mg/L	mg/L	mg/L	mg/L	mg/L	mg/L
Avge	49.1	.052	.176	.400	73.0	H516.	-.063
SDev	.2	.000	.002	.003	.1	1.	.018
%RSD	.354	.412	1.32	.775	.160	.185	27.9
#1	49.0	.052	.175	.398	72.9	H515.	-.076
#2	49.3	.052	.178	.402	73.0	H516.	-.051

Elem	K_7664	Li6707	Mg2790	Mn2576	Mo2020	Na5889	Na3302
Units	mg/L	mg/L	mg/L	mg/L	mg/L	mg/L	mg/L
Avge	34.5	.202	60.4	4.82	11.2	2.09	.533
SDev	.0	.001	.1	.01	.0	.02	.720
%RSD	.091	.387	.214	.288	.190	.882	135.
#1	34.5	.203	60.3	4.81	11.2	2.10	1.04
#2	34.5	.202	60.5	4.83	11.2	2.07	.024

Elem	Ni2316	Pb2203	Sb2068	Sc3613	Se1960	SiO2	Sn1899
Units	mg/L	mg/L	mg/L	mg/L	mg/L	mg/L	mg/L
Avge	.147	1.05	L-.153	.048	-.030	37.7	.283
SDev	.007	.02	.009	.000	.010	.2	.034
%RSD	4.53	1.47	5.87	.000	31.8	.456	12.1

#1	.142	1.06	L-.159	.048	-.037	37.6	.307
#2	.152	1.03	L-.147	.048	-.023	37.8	.258

Elem	Sr4215	Ti3349	Tl3775	V_2924	Zn2138
Units	mg/L	mg/L	mg/L	mg/L	mg/L
Avge	.346	9.23	-.043	.448	4.09
SDev	.001	.01	.025	.001	.01
%RSD	.221	.151	57.4	.292	.253
#1	.345	9.22	-.060	.449	4.08
#2	.347	9.24	-.025	.447	4.10

Analysis Report 08/29/08 11:10:09 PM page 1

Method: tl Sample Name: WG250513PBS:100 Operator: AEH
Run Time: 08/29/08 23:08:04
Comment: PBS
Mode: CONC Corr. Factor: 1

Elem	Ag3280	Al3082	As1936	B_2496	Ba4934	Be3130	Bi2230
Units	mg/L	mg/L	mg/L	mg/L	mg/L	mg/L	mg/L
Avge	-.001	-.008	.006	-.005	.000	.000	.000
SDev	.001	.005	.012	.000	.000	.000	.000
%RSD	94.6	60.1	205.	.030	.000	77.8	40.4
#1	-.002	-.004	-.003	-.005	.000	.000	.000
#2	-.000	-.011	.015	-.005	.000	.000	.000

Elem	Ca3179	Cd2265	Co2286	Cr2677	Cu3247	Fe2599	Ga2943
Units	mg/L	mg/L	mg/L	mg/L	mg/L	mg/L	mg/L
Avge	-.022	-.001	.010	-.005	.001	.019	-.015
SDev	.000	.001	.000	.002	.000	.001	.006
%RSD	.001	93.6	.075	28.5	.467	2.72	40.6
#1	-.022	-.000	.010	-.004	.001	.020	-.010
#2	-.022	-.002	.010	-.006	.001	.019	-.019

Elem	K_7664	Li6707	Mg2790	Mn2576	Mo2020	Na5889	Na3302
Units	mg/L	mg/L	mg/L	mg/L	mg/L	mg/L	mg/L
Avge	-.094	-.002	.002	-.000	.001	-.004	-.375
SDev	.019	.002	.011	.000	.004	.002	.169
%RSD	20.2	80.8	425.	106.	282.	56.6	44.9
#1	-.080	-.001	.010	-.000	.004	-.005	-.256
#2	-.107	-.003	-.005	-.001	-.001	-.002	-.495

Elem	Ni2316	Pb2203	Sb2068	Sc3613	Se1960	SiO2	Sn1899
Units	mg/L	mg/L	mg/L	mg/L	mg/L	mg/L	mg/L
Avge	-.000	.001	-.018	.000	-.013	.034	.035
SDev	.002	.002	.006	.000	.007	.003	.001
%RSD	457.	271.	31.9	.000	49.8	9.81	3.26
#1	-.002	.002	-.014	.000	-.009	.037	.034
#2	.001	-.001	-.022	.000	-.018	.032	.036

Elem	Sr4215	Ti3349	Tl3775	V_2924	Zn2138
Units	mg/L	mg/L	mg/L	mg/L	mg/L
Avge	-.000	.000	-.044	-.000	-.001

SDev	.000	.000	.086	.000	.001
%RSD	142.	70.3	196.	78.3	105.
#1	-.000	.001	.017	-.000	-.002
#2	.000	.000	-.105	-.000	-.000

Analysis Report 08/29/08 11:13:54 PM page 1

Method: tl Sample Name: WG250513LCSS:100 Operator: AEH
Run Time: 08/29/08 23:11:47
Comment: LCSS
Mode: CONC Corr. Factor: 1

Elem	Ag3280	Al3082	As1936	B_2496	Ba4934	Be3130	Bi2230
Units	mg/L	mg/L	mg/L	mg/L	mg/L	mg/L	mg/L
Avge	.353	137.	2.31	1.12	5.94	1.76	.031
SDev	.004	1.	.05	.02	.07	.02	.003
%RSD	1.17	.910	2.24	1.40	1.21	.991	9.02
#1	.356	138.	2.35	1.13	5.99	1.77	.029
#2	.350	136.	2.27	1.11	5.89	1.75	.033

Elem	Ca3179	Cd2265	Co2286	Cr2677	Cu3247	Fe2599	Ga2943
Units	mg/L	mg/L	mg/L	mg/L	mg/L	mg/L	mg/L
Avge	104.	.711	1.25	1.31	.687	193.	.042
SDev	.	.005	.01	.01	.008	1.	.003
%RSD	.318	.679	.483	.805	1.13	.551	5.78
#1	104.	.715	1.26	1.31	.692	194.	.041
#2	104.	.708	1.25	1.30	.681	192.	.044

Elem	K_7664	Li6707	Mg2790	Mn2576	Mo2020	Na5889	Na3302
Units	mg/L	mg/L	mg/L	mg/L	mg/L	mg/L	mg/L
Avge	45.8	.111	47.5	3.95	1.18	5.90	5.23
SDev	.5	.001	.3	.03	.00	.07	.33
%RSD	1.17	1.06	.642	.668	.252	1.17	6.31
#1	46.2	.112	47.7	3.97	1.18	5.95	5.47
#2	45.5	.110	47.3	3.93	1.18	5.85	5.00

Elem	Ni2316	Pb2203	Sb2068	Sc3613	Se1960	SiO2	Sn1899
Units	mg/L	mg/L	mg/L	mg/L	mg/L	mg/L	mg/L
Avge	1.89	2.21	1.03	.039	1.58	40.7	1.70
SDev	.00	.04	.03	.000	.03	.2	.01
%RSD	.066	1.89	2.92	.949	1.78	.489	.851
#1	1.89	2.24	1.05	.039	1.56	40.8	1.69
#2	1.89	2.18	1.01	.038	1.60	40.5	1.71

Elem	Sr4215	Ti3349	Tl3775	V_2924	Zn2138
Units	mg/L	mg/L	mg/L	mg/L	mg/L
Avge	1.35	5.90	1.66	1.07	3.67
SDev	.02	.06	.08	.00	.00
%RSD	1.14	.973	4.83	.192	.023
#1	1.36	5.94	1.61	1.08	3.67
#2	1.34	5.86	1.72	1.07	3.67

Analysis Report 08/29/08 11:17:38 PM page 1

Method: tl Sample Name: WG250513LCSSD:100 Operator: AEH
Run Time: 08/29/08 23:15:32
Comment: LCSSD
Mode: CONC Corr. Factor: 1

Elem	Ag3280	Al3082	As1936	B_2496	Ba4934	Be3130	Bi2230
Units	mg/L	mg/L	mg/L	mg/L	mg/L	mg/L	mg/L
Avge	.351	135.	2.31	1.08	5.97	1.74	.046
SDev	.002	1.	.03	.01	.07	.02	.011
%RSD	.483	.943	1.48	.696	1.14	1.23	24.3
#1	.352	136.	2.28	1.09	6.02	1.75	.038
#2	.350	134.	2.33	1.08	5.92	1.72	.054

Elem	Ca3179	Cd2265	Co2286	Cr2677	Cu3247	Fe2599	Ga2943
Units	mg/L	mg/L	mg/L	mg/L	mg/L	mg/L	mg/L
Avge	99.4	.685	1.19	1.26	.649	188.	.026
SDev	.2	.001	.01	.00	.008	1.	.008
%RSD	.203	.166	.430	.239	1.25	.619	31.7
#1	99.6	.684	1.19	1.26	.655	189.	.021
#2	99.3	.686	1.18	1.25	.643	187.	.032

Elem	K_7664	Li6707	Mg2790	Mn2576	Mo2020	Na5889	Na3302
Units	mg/L	mg/L	mg/L	mg/L	mg/L	mg/L	mg/L
Avge	45.1	.111	46.7	3.83	1.17	5.71	4.78
SDev	.4	.001	.4	.02	.00	.08	.82
%RSD	.895	1.06	.895	.492	.090	1.42	17.2
#1	45.3	.111	47.0	3.84	1.18	5.77	4.20
#2	44.8	.110	46.4	3.81	1.17	5.66	5.36

Elem	Ni2316	Pb2203	Sb2068	Sc3613	Se1960	SiO2	Sn1899
Units	mg/L	mg/L	mg/L	mg/L	mg/L	mg/L	mg/L
Avge	1.76	2.23	1.06	.038	1.53	41.5	1.70
SDev	.01	.01	.00	.000	.03	.2	.00
%RSD	.321	.279	.084	.962	2.06	.564	.041
#1	1.76	2.22	1.06	.038	1.50	41.6	1.70
#2	1.76	2.23	1.06	.038	1.55	41.3	1.70

Elem	Sr4215	Ti3349	Tl3775	V_2924	Zn2138
Units	mg/L	mg/L	mg/L	mg/L	mg/L
Avge	1.29	5.81	1.48	1.03	3.57
SDev	.01	.06	.11	.02	.01
%RSD	1.14	.953	7.69	1.58	.196
#1	1.30	5.85	1.40	1.04	3.58
#2	1.28	5.77	1.56	1.02	3.57

Analysis Report 08/29/08 11:21:22 PM page 1

Method: tl Sample Name: L71133-01:510 Operator: AEH
Run Time: 08/29/08 23:19:16
Comment: DAWN OF HOPE COMPOSI
Mode: CONC Corr. Factor: 1

Elem	Ag3280	Al3082	As1936	B_2496	Ba4934	Be3130	Bi2230
Units	mg/L	mg/L	mg/L	mg/L	mg/L	mg/L	mg/L
Avge	.021	9.28	.366	.003	.729	.001	.039
SDev	.001	.04	.021	.000	.003	.000	.004
%RSD	4.36	.426	5.62	.158	.457	16.2	11.4
#1	.022	9.25	.352	.003	.727	.001	.036
#2	.021	9.30	.381	.003	.731	.000	.043

Elem	Ca3179	Cd2265	Co2286	Cr2677	Cu3247	Fe2599	Ga2943
Units	mg/L	mg/L	mg/L	mg/L	mg/L	mg/L	mg/L
Avge	11.0	-.002	.017	-.005	.618	83.3	.078
SDev	.1	.000	.001	.001	.001	.3	.003
%RSD	.604	3.52	8.52	29.0	.119	.346	3.74
#1	11.0	-.002	.016	-.004	.617	83.1	.076
#2	11.1	-.002	.018	-.006	.618	83.6	.080

Elem	K_7664	Li6707	Mg2790	Mn2576	Mo2020	Na5889	Na3302
Units	mg/L	mg/L	mg/L	mg/L	mg/L	mg/L	mg/L
Avge	10.6	.009	.874	.276	-.000	.628	1.43
SDev	.0	.000	.010	.002	.002	.013	.67
%RSD	.000	.000	1.19	.653	53400.	2.07	47.1
#1	10.6	.009	.881	.274	-.001	.619	1.91
#2	10.6	.009	.867	.277	.001	.637	.954

Elem	Ni2316	Pb2203	Sb2068	Sc3613	Se1960	SiO2	Sn1899
Units	mg/L	mg/L	mg/L	mg/L	mg/L	mg/L	mg/L
Avge	-.004	11.4	.071	.002	-.011	7.60	-.027
SDev	.001	.0	.021	.000	.002	.02	.007
%RSD	21.3	.076	29.6	.000	19.8	.213	26.6
#1	-.003	11.4	.086	.002	-.012	7.59	-.022
#2	-.004	11.4	.056	.002	-.009	7.61	-.033

Elem	Sr4215	Ti3349	Tl3775	V_2924	Zn2138
Units	mg/L	mg/L	mg/L	mg/L	mg/L
Avge	.372	.044	-.036	.020	.145
SDev	.001	.001	.110	.001	.001
%RSD	.276	2.20	308.	6.81	.500
#1	.371	.045	-.114	.021	.145
#2	.372	.044	.042	.019	.144

Analysis Report QC Standard 08/29/08 11:25:07 PM page 1

Method: tl Sample Name: CCV Operator: AEH
Run Time: 08/29/08 23:23:00
Comment:
Mode: CONC Corr. Factor: 1

Elem	Ag3280	Al3082	As1936	B_2496	Ba4934	Be3130	Bi2230
Units	mg/L	mg/L	mg/L	mg/L	mg/L	mg/L	mg/L
Avge	.513	1.04	2.11	.949	1.07	1.05	1.02
SDev	.004	.00	.04	.001	.00	.00	.00
%RSD	.763	.307	2.03	.102	.187	.252	.416
#1	.511	1.04	2.14	.948	1.07	1.05	1.02

#2	.516	1.03	2.08	.949	1.07	1.05	1.03

Elem	Ca3179	Cd2265	Co2286	Cr2677	Cu3247	Fe2599	Ga2943
Units	mg/L	mg/L	mg/L	mg/L	mg/L	mg/L	mg/L
Avge	51.5	1.03	1.05	1.03	1.02	1.04	1.05
SDev	.0	.00	.00	.01	.00	.00	.00
%RSD	.031	.207	.406	.631	.307	.101	.000
#1	51.5	1.03	1.06	1.02	1.02	1.04	1.05
#2	51.5	1.02	1.05	1.03	1.02	1.04	1.05

Elem	K_7664	Li6707	Mg2790	Mn2576	Mo2020	Na5889	Na3302
Units	mg/L	mg/L	mg/L	mg/L	mg/L	mg/L	mg/L
Avge	10.4	1.08	52.2	1.04	1.04	52.7	52.3
SDev	.0	.00	.0	.00	.00	.2	1.5
%RSD	.182	.398	.060	.061	.186	.429	2.78
#1	10.4	1.08	52.2	1.04	1.04	52.9	51.2
#2	10.4	1.08	52.2	1.04	1.04	52.6	53.3

Elem	Ni2316	Pb2203	Sb2068	Sc3613	Se1960	SiO2	Sn1899
Units	mg/L	mg/L	mg/L	mg/L	mg/L	mg/L	mg/L
Avge	1.03	2.06	Q2.22	1.06	2.15	23.5	1.04
SDev	.00	.04	.01	.00	.00	.0	.01
%RSD	.114	1.74	.382	.104	.155	.049	.480
#1	1.03	2.03	Q2.22	1.06	2.15	23.5	1.05
#2	1.02	2.08	Q2.21	1.06	2.15	23.5	1.04

Elem	Sr4215	Ti3349	Tl3775	V_2924	Zn2138
Units	mg/L	mg/L	mg/L	mg/L	mg/L
Avge	1.09	1.01	2.14	1.05	1.03
SDev	.00	.00	.12	.00	.00
%RSD	.236	.160	5.83	.062	.428
#1	1.09	1.01	2.05	1.05	1.02
#2	1.09	1.01	Q2.22	1.04	1.03

Analysis Report Blank Sample 08/29/08 11:28:52 PM page 1

Method: tl Sample Name: CCB Operator:
Run Time: 08/29/08 23:26:46
Comment:
Mode: CONC Corr. Factor: 1

Elem	Ag3280	Al3082	As1936	B_2496	Ba4934	Be3130	Bi2230
Units	mg/L	mg/L	mg/L	mg/L	mg/L	mg/L	mg/L
Avge	.002	.003	.014	-.005	.000	.000	-.009
SDev	.002	.008	.005	.000	.000	.000	.008
%RSD	113.	236.	33.6	.010	141.	1.21	94.2
#1	.000	-.002	.011	-.005	.000	.000	-.003
#2	.003	.009	.017	-.005	.000	.000	-.015

Elem	Ca3179	Cd2265	Co2286	Cr2677	Cu3247	Fe2599	Ga2943
Units	mg/L	mg/L	mg/L	mg/L	mg/L	mg/L	mg/L
Avge	-.022	.000	.001	.000	.000	-.002	.004
SDev	.000	.000	.001	.004	.002	.002	.003
%RSD	.004	58000.	35.6	1230.	851.	70.7	70.9

#1	-.022	-.000	.001	.004	.002	-.001	.002
#2	-.022	.000	.002	-.003	-.001	-.003	.006

Elem	K_7664	Li6707	Mg2790	Mn2576	Mo2020	Na5889	Na3302
Units	mg/L	mg/L	mg/L	mg/L	mg/L	mg/L	mg/L
Avge	-.129	-.000	.000	.000	.003	.005	H1.11
SDev	.019	.001	.014	.000	.000	.002	.59
%RSD	14.6	283.	214e6	63400.	.006	40.4	53.1
#1	-.143	-.001	.010	.000	.003	.007	H1.53
#2	-.116	.000	-.010	-.000	.003	.004	.693

Elem	Ni2316	Pb2203	Sb2068	Sc3613	Se1960	SiO2	Sn1899
Units	mg/L	mg/L	mg/L	mg/L	mg/L	mg/L	mg/L
Avge	.001	.010	-.001	.000	.009	.013	.002
SDev	.001	.011	.006	.001	.012	.008	.002
%RSD	140.	115.	460.	.000	130.	57.3	141.
#1	.002	.002	.003	.001	.018	.008	.000
#2	.000	.018	-.006	-.001	.001	.019	.003

Elem	Sr4215	Ti3349	Tl3775	V_2924	Zn2138
Units	mg/L	mg/L	mg/L	mg/L	mg/L
Avge	.000	.000	.054	-.000	-.002
SDev	.000	.000	.091	.002	.001
%RSD	.004	227000.	168.	426.	54.2
#1	.000	.000	.118	-.002	-.003
#2	.000	-.000	-.010	.001	-.001

Analysis Report 08/29/08 11:32:37 PM page 1

Method: tl Sample Name: L71134-16:505 Operator: AEH
Run Time: 08/29/08 23:30:30
Comment: EM-JS-08-5-7
Mode: CONC Corr. Factor: 1

Elem	Ag3280	Al3082	As1936	B_2496	Ba4934	Be3130	Bi2230
Units	mg/L	mg/L	mg/L	mg/L	mg/L	mg/L	mg/L
Avge	.019	24.1	.148	.000	.315	.000	-.025
SDev	.001	.0	.004	.000	.002	.000	.002
%RSD	7.57	.032	2.91	6.87	.528	38.4	8.16
#1	.020	24.0	.151	.000	.317	.000	-.027
#2	.018	24.1	.145	.000	.314	.000	-.024

Elem	Ca3179	Cd2265	Co2286	Cr2677	Cu3247	Fe2599	Ga2943
Units	mg/L	mg/L	mg/L	mg/L	mg/L	mg/L	mg/L
Avge	20.3	.010	.094	.084	53.2	197.	.106
SDev	.0	.001	.001	.004	.0	.	.026
%RSD	.061	8.05	.952	4.65	.052	.075	25.0
#1	20.2	.010	.095	.086	53.1	197.	.087
#2	20.3	.011	.094	.081	53.2	197.	.124

Elem	K_7664	Li6707	Mg2790	Mn2576	Mo2020	Na5889	Na3302
Units	mg/L	mg/L	mg/L	mg/L	mg/L	mg/L	mg/L
Avge	4.60	.028	10.5	2.04	14.9	.574	.704

SDev	.03	.000	.0	.00	.0	.008	.679
%RSD	.548	1.41	.050	.099	.156	1.32	96.6
#1	4.58	.028	10.5	2.04	14.8	.568	1.18
#2	4.61	.027	10.5	2.03	14.9	.579	.223

Elem	Ni2316	Pb2203	Sb2068	Sc3613	Se1960	SiO2	Sn1899
Units	mg/L	mg/L	mg/L	mg/L	mg/L	mg/L	mg/L
Avge	.086	1.74	.003	-.007	.001	7.10	.124
SDev	.002	.00	.004	.000	.006	.04	.005
%RSD	2.62	.152	133.	.000	919.	.515	3.96
#1	.084	1.74	.006	-.007	.005	7.08	.121
#2	.087	1.74	.000	-.007	-.003	7.13	.128

Elem	Sr4215	Ti3349	Tl3775	V_2924	Zn2138
Units	mg/L	mg/L	mg/L	mg/L	mg/L
Avge	.093	1.40	.033	.055	3.30
SDev	.000	.00	.005	.000	.02
%RSD	.275	.070	14.6	.051	.509
#1	.094	1.40	.036	.055	3.28
#2	.093	1.40	.029	.055	3.31

Analysis Report 08/29/08 11:36:21 PM page 1

Method: tl Sample Name: L71134-16SDL:505 Operator: AEH
Run Time: 08/29/08 23:34:14
Comment: SDL
Mode: CONC Corr. Factor: 1

Elem	Ag3280	Al3082	As1936	B_2496	Ba4934	Be3130	Bi2230
Units	mg/L	mg/L	mg/L	mg/L	mg/L	mg/L	mg/L
Avge	.004	4.90	.041	-.001	.064	-.000	-.023
SDev	.001	.05	.008	.000	.002	.000	.002
%RSD	25.4	1.03	20.2	69.7	2.59	640.	7.09
#1	.005	4.94	.046	-.000	.065	-.000	-.022
#2	.003	4.87	.035	-.001	.063	.000	-.024

Elem	Ca3179	Cd2265	Co2286	Cr2677	Cu3247	Fe2599	Ga2943
Units	mg/L	mg/L	mg/L	mg/L	mg/L	mg/L	mg/L
Avge	4.14	.002	.028	.010	10.6	41.3	-.005
SDev	.06	.000	.000	.003	.1	.3	.000
%RSD	1.48	20.8	.028	32.7	.851	.765	.476
#1	4.18	.002	.028	.008	10.7	41.5	-.005
#2	4.10	.001	.028	.013	10.6	41.0	-.005

Elem	K_7664	Li6707	Mg2790	Mn2576	Mo2020	Na5889	Na3302
Units	mg/L	mg/L	mg/L	mg/L	mg/L	mg/L	mg/L
Avge	.811	.005	2.14	.419	3.07	.125	-.186
SDev	.113	.001	.03	.003	.01	.015	.449
%RSD	14.0	16.6	1.54	.632	.473	12.1	242.
#1	.730	.004	2.17	.421	3.08	.114	.132
#2	.891	.005	2.12	.417	3.06	.135	-.503

Elem	Ni2316	Pb2203	Sb2068	Sc3613	Se1960	SiO2	Sn1899

Units	mg/L	mg/L	mg/L	mg/L	mg/L	mg/L	mg/L
Avge	.015	.365	.009	-.002	-.022	1.50	.028
SDev	.002	.006	.007	.000	.020	.00	.011
%RSD	14.5	1.70	79.2	.000	91.1	.067	40.1
#1	.013	.360	.015	-.002	-.036	1.51	.020
#2	.016	.369	.004	-.002	-.008	1.50	.036

Elem	Sr4215	Ti3349	Tl3775	V_2924	Zn2138
Units	mg/L	mg/L	mg/L	mg/L	mg/L
Avge	.019	.285	.041	.018	.677
SDev	.000	.002	.014	.001	.002
%RSD	.006	.566	34.7	3.62	.261
#1	.019	.286	.031	.018	.679
#2	.019	.284	.050	.019	.676

Analysis Report 08/29/08 11:40:01 PM page 1

Method: tl Sample Name: L71134-16MS:505 Operator: AEH
Run Time: 08/29/08 23:37:58
Comment: MS
Mode: CONC Corr. Factor: 1

Elem	Ag3280	Al3082	As1936	B_2496	Ba4934	Be3130	Bi2230
Units	mg/L	mg/L	mg/L	mg/L	mg/L	mg/L	mg/L
Avge	.106	27.9	.321	.102	.420	.110	.188
SDev	.000	.2	.004	.002	.002	.002	.012
%RSD	.217	.766	1.37	1.83	.397	2.08	6.47
#1	.106	27.8	.318	.104	.418	.108	.179
#2	.106	28.1	.324	.101	.421	.111	.197

Elem	Ca3179	Cd2265	Co2286	Cr2677	Cu3247	Fe2599	Ga2943
Units	mg/L	mg/L	mg/L	mg/L	mg/L	mg/L	mg/L
Avge	38.7	.116	.192	.183	52.5	179.	.315
SDev	.4	.000	.003	.001	.2	1.	.062
%RSD	.914	.150	1.41	.774	.408	.672	19.6
#1	38.5	.116	.194	.182	52.4	178.	.272
#2	39.0	.116	.190	.184	52.7	179.	.359

Elem	K_7664	Li6707	Mg2790	Mn2576	Mo2020	Na5889	Na3302
Units	mg/L	mg/L	mg/L	mg/L	mg/L	mg/L	mg/L
Avge	26.1	.250	21.3	2.03	15.3	22.3	22.0
SDev	.1	.004	.1	.01	.1	.1	1.6
%RSD	.362	1.56	.531	.678	.620	.272	7.26
#1	26.0	.247	21.2	2.02	15.2	22.3	20.9
#2	26.1	.253	21.4	2.04	15.3	22.4	23.2

Elem	Ni2316	Pb2203	Sb2068	Sc3613	Se1960	SiO2	Sn1899
Units	mg/L	mg/L	mg/L	mg/L	mg/L	mg/L	mg/L
Avge	.199	2.16	.016	.216	.221	8.05	.212
SDev	.000	.01	.004	.002	.003	.08	.000
%RSD	.197	.508	22.2	1.02	1.20	1.04	.018
#1	.199	2.15	.014	.214	.223	7.99	.212
#2	.198	2.17	.019	.217	.219	8.11	.212

Elem	Sr4215	Ti3349	Tl3775	V_2924	Zn2138
Units	mg/L	mg/L	mg/L	mg/L	mg/L
Avge	.213	1.68	.341	.176	3.45
SDev	.002	.01	.042	.002	.02
%RSD	.718	.749	12.3	.867	.568
#1	.212	1.68	.371	.175	3.43
#2	.214	1.69	.311	.177	3.46

Analysis Report 08/29/08 11:43:38 PM page 1

Method: tl Sample Name: L71134-16MSD:505 Operator: AEH
Run Time: 08/29/08 23:41:38
Comment: MSD
Mode: CONC Corr. Factor: 1

Elem	Ag3280	Al3082	As1936	B_2496	Ba4934	Be3130	Bi2230
Units	mg/L	mg/L	mg/L	mg/L	mg/L	mg/L	mg/L
Avge	.149	28.0	.380	.108	.435	.111	.211
SDev	.001	.0	.004	.002	.000	.001	.024
%RSD	.387	.167	1.03	1.75	.000	.407	11.6
#1	.149	27.9	.377	.109	.435	.111	.194
#2	.149	28.0	.383	.106	.435	.112	.228

Elem	Ca3179	Cd2265	Co2286	Cr2677	Cu3247	Fe2599	Ga2943
Units	mg/L	mg/L	mg/L	mg/L	mg/L	mg/L	mg/L
Avge	35.7	.116	.189	.212	45.2	163.	.269
SDev	.1	.001	.002	.002	.2	.	.000
%RSD	.226	.446	.806	1.04	.388	.274	.009
#1	35.6	.116	.188	.213	45.1	163.	.269
#2	35.7	.115	.190	.210	45.3	163.	.269

Elem	K_7664	Li6707	Mg2790	Mn2576	Mo2020	Na5889	Na3302
Units	mg/L	mg/L	mg/L	mg/L	mg/L	mg/L	mg/L
Avge	26.8	.251	22.0	1.89	13.4	22.4	22.3
SDev	.0	.000	.0	.00	.1	.1	.6
%RSD	.118	.156	.159	.180	.527	.488	2.63
#1	26.8	.250	21.9	1.89	13.3	22.3	21.9
#2	26.8	.251	22.0	1.89	13.4	22.5	22.8

Elem	Ni2316	Pb2203	Sb2068	Sc3613	Se1960	SiO2	Sn1899
Units	mg/L	mg/L	mg/L	mg/L	mg/L	mg/L	mg/L
Avge	.194	1.23	.020	.217	.200	8.40	.230
SDev	.002	.01	.000	.001	.002	.02	.003
%RSD	.868	.988	1.24	.506	1.19	.186	1.24
#1	.193	1.22	.020	.216	.202	8.39	.228
#2	.195	1.24	.020	.218	.198	8.41	.232

Elem	Sr4215	Ti3349	Tl3775	V_2924	Zn2138
Units	mg/L	mg/L	mg/L	mg/L	mg/L
Avge	.208	1.77	.313	.172	3.54
SDev	.000	.01	.067	.002	.01
%RSD	.122	.292	21.3	1.25	.292

#1	.208	1.77	.360	.171	3.53
#2	.209	1.77	.265	.174	3.55

Analysis Report QC Standard 08/29/08 11:47:17 PM page 1

Method: tl Sample Name: CCV Operator: AEH
Run Time: 08/29/08 23:45:16
Comment:
Mode: CONC Corr. Factor: 1

Elem	Ag3280	Al3082	As1936	B_2496	Ba4934	Be3130	Bi2230
Units	mg/L	mg/L	mg/L	mg/L	mg/L	mg/L	mg/L
Avge	.513	1.04	2.09	.952	1.07	1.06	1.02
SDev	.007	.01	.05	.021	.02	.02	.02
%RSD	1.34	1.33	2.20	2.25	1.77	1.54	2.06
#1	.508	1.03	2.06	.937	1.06	1.05	1.04
#2	.518	1.05	2.13	.967	1.09	1.07	1.01

Elem	Ca3179	Cd2265	Co2286	Cr2677	Cu3247	Fe2599	Ga2943
Units	mg/L	mg/L	mg/L	mg/L	mg/L	mg/L	mg/L
Avge	51.7	1.03	1.05	1.03	1.02	1.05	1.05
SDev	.7	.01	.01	.01	.01	.01	.00
%RSD	1.34	1.37	.817	1.27	1.31	1.26	.275
#1	51.2	1.02	1.04	1.02	1.01	1.04	1.05
#2	52.2	1.04	1.06	1.04	1.02	1.06	1.05

Elem	K_7664	Li6707	Mg2790	Mn2576	Mo2020	Na5889	Na3302
Units	mg/L	mg/L	mg/L	mg/L	mg/L	mg/L	mg/L
Avge	10.3	1.08	52.1	1.04	1.05	52.7	52.4
SDev	.0	.02	.7	.02	.02	.8	.2
%RSD	.305	1.88	1.34	1.56	1.93	1.47	.393
#1	10.3	1.07	51.6	1.03	1.04	52.2	52.2
#2	10.4	1.10	52.6	1.05	1.06	53.3	52.5

Elem	Ni2316	Pb2203	Sb2068	Sc3613	Se1960	SiO2	Sn1899
Units	mg/L	mg/L	mg/L	mg/L	mg/L	mg/L	mg/L
Avge	1.02	2.05	Q2.23	1.06	2.17	23.4	1.05
SDev	.02	.01	.03	.02	.02	.3	.01
%RSD	1.56	.382	1.39	1.59	.715	1.24	.535
#1	1.01	2.05	2.21	1.05	2.18	23.2	1.05
#2	1.04	2.06	Q2.25	1.07	2.16	23.6	1.04

Elem	Sr4215	Ti3349	Tl3775	V_2924	Zn2138
Units	mg/L	mg/L	mg/L	mg/L	mg/L
Avge	1.09	1.01	2.17	1.04	1.03
SDev	.02	.01	.05	.01	.01
%RSD	1.76	1.47	2.41	.790	.782
#1	1.08	1.00	2.14	1.04	1.02
#2	1.10	1.02	Q2.21	1.05	1.04

Analysis Report Blank Sample 08/29/08 11:50:56 PM page 1

Method: tl Sample Name: CCB Operator:

Run Time: 08/29/08 23:48:56
Comment:
Mode: CONC Corr. Factor: 1

Elem	Ag3280	Al3082	As1936	B_2496	Ba4934	Be3130	Bi2230
Units	mg/L	mg/L	mg/L	mg/L	mg/L	mg/L	mg/L
Avge	.001	.003	.032	.001	.000	.000	-.006
SDev	.002	.005	.009	.008	.000	.000	.013
%RSD	212.	137.	29.0	806.	.000	140.	212.
#1	-.000	.000	.025	-.005	.000	.000	-.015
#2	.002	.007	.039	.007	.000	.000	.003

Elem	Ca3179	Cd2265	Co2286	Cr2677	Cu3247	Fe2599	Ga2943
Units	mg/L	mg/L	mg/L	mg/L	mg/L	mg/L	mg/L
Avge	-.011	-.000	.001	-.001	-.000	-.003	.000
SDev	.016	.000	.002	.001	.001	.000	.009
%RSD	141.	.177	180.	137.	295.	.016	24000.
#1	-.022	-.000	-.000	-.002	.000	-.003	.006
#2	-.000	-.000	.003	-.000	-.001	-.003	-.006

Elem	K_7664	Li6707	Mg2790	Mn2576	Mo2020	Na5889	Na3302
Units	mg/L	mg/L	mg/L	mg/L	mg/L	mg/L	mg/L
Avge	-.067	.001	.001	.000	-.010	.014	.793
SDev	.031	.000	.002	.000	.002	.003	.475
%RSD	47.1	70.7	141.	71.6	20.2	23.6	59.9
#1	-.089	.000	.002	.000	-.008	.016	H1.13
#2	-.045	.001	.000	.000	-.011	.011	.458

Elem	Ni2316	Pb2203	Sb2068	Sc3613	Se1960	SiO2	Sn1899
Units	mg/L	mg/L	mg/L	mg/L	mg/L	mg/L	mg/L
Avge	-.003	-.003	.000	.000	-.006	.007	.002
SDev	.000	.000	.010	.000	.034	.003	.016
%RSD	1.05	.702	2120.	.000	548.	37.8	810.
#1	-.003	-.003	-.007	.000	-.031	.005	-.009
#2	-.003	-.003	.008	.000	.018	.009	.013

Elem	Sr4215	Ti3349	Tl3775	V_2924	Zn2138
Units	mg/L	mg/L	mg/L	mg/L	mg/L
Avge	.000	.001	.010	.000	-.000
SDev	.000	.001	.058	.002	.000
%RSD	141.	70.6	561.	444.	69.1
#1	.000	.001	.051	-.001	-.000
#2	.000	.002	-.030	.002	-.001

HG-T-846

WG250486

ACZ Laboratories, Inc

QC List Type: QC-CV-SM
QCListMatClass: SOLID
Bench Sheet List: I-CV-T-846
QC Ref: HG-T-846-S
Group ID: MA-G-HG-T-846-S
Method Ref: M7470A
SOP Ref: SOPII005

Instrument ID: HYDRA
Analyst: JWS / PMC
ACZ Dept: 33
Create Date: 8/22/2008 3:59:00 PM
Start Date/Time:
End Date/Time: 8-23-08

SEQ	ACZ ID	Client ID	SubSX	Pri	PSolid	TSolid	HGT846	Mercury (mg/L)	sample weight (g)	% solid (%)	prep dilution factor	instrument dilution factor	final dilution factor	Comments
1	WG250486ICV	II080822-2					✓							
2	WG250486ICB	NONE					✓							
3	✓ WG250486PBS	NONE			100		✓		0.267				187	
4	✓ WG250486LCSS	PCN28813			⊥		✓		0.274			4X	730	
5	✓ WG250486LCSSD	PCN28813			⊥		✓		0.274			4X	730	
6	✓ L71083-01	A-SD-02-0-1.5/D/MS			90.3		✓		0.264				210	
7	✓ L71083-01MS	II080822-5			⊥		✓		0.265				209	
8	✓ L71083-01MSD	II080822-5			⊥		✓		0.264				210	
9	✓ L71083-02	A-SD-02-1.5-3.0/D/M			80.9	PMC 8.23.08	✓		0.281				220	
10	✓ L71083-02MS	II080822-5			⊥		✓		0.283				218	
11	✓ L71083-02MSD	II080822-5			⊥		✓		0.282				219	
12	✓ L71083-03	A-SD-01-0-1.5/D/MS			72.8		✓		0.270	JWS 8/22/08			254	
13	WG250486CCV1	II080822-2					✓							
14	WG250486CCB1	NONE					✓							
15	✓ L71083-03MS	II080822-5			72.8		✓		0.270		PMC 8.23.08		254	
16	✓ L71083-03MSD	II080822-5			⊥		✓		0.269				255	
17	✓ L71134-01	RP-JS-02-0-1			93.3		✓		0.269				201	
18	✓ L71134-02	RP-JS-02-1-3			87.8		✓		0.275				207	
19	✓ L71134-03	RP-JS-02-1-3D			86.7		✓		0.285				202	
20	✓ L71134-04	RP-JS-02-5-7			86.3		✓		0.273				212	
21	✓ L71134-05	RP-JS-02-10-12			88.4		✓		0.265				213	
22	✓ L71134-06	RP-JS-02-15-17			83.2		✓		0.274				219	

Report Comments:

Internal Comments

AREV: PMC 8-23-08
Initials, Date

SREV: 8-27-08
Initials, Date

82908

DR 8-27-08

HG-T-846

WG250486

ACZ Laboratories, Inc

QC List Type: QC-CV-SM
QCListMatClass: SOLID
Bench Sheet List: I-CV-T-846
QC Ref: HG-T-846-S
Group ID: MA-G-HG-T-846-S
Method Ref: M7470A
SOP Ref: SOPII005

Instrument ID: HYDRA
Analyst:
ACZ Dept: 33
Create Date: 8/22/2008 3:59:00 PM
Start Date/Time:
End Date/Time:

SEQ		ACZ ID	Client ID	SubSX	Pri	PSolid	TSolid	HGT846	Mercury (mg/L)	sample weight (g)	% solid (%)	prep dilution factor	instrument dilution factor	final dilution factor	Comments
23	✓	L71134-07	RP-JS-01-0-1			91.2		✓		0.260				211	
24	✓	L71134-08	RP-JS-01-1-3			87.8		✓		0.256				222	
25		WG250486CCV2	II080822-2					✓							
26		WG250486CCB2	NONE					✓							
27	✓	L71134-09	RP-JS-01-1-3D			89.2		✓		0.278				202	
28	✓	L71134-10	RP-JS-01-5-7			90.9		✓		0.290				190	
29	✓	L71134-11	RP-JS-01-10-12			85.8		✓		0.259	JWS 8/22/08	PMC 8.23.08		202	
30	✓	L71134-12	RP-JS-01-15-17			83.4		✓		0.283				212	
31	✓	L71134-13	EM-JS-08-0-1			93.9		✓		0.267				199	
32	✓	L71134-14	EM-JS-08-1-3			91.5		✓		0.290				188	
33	✓	L71134-15	EM-JS-08-1-3D			91.4		✓		0.284				193	
34	✓	L71134-16	EM-JS-08-5-7			88.9		✓		0.264				213	
35	✓	L71134-17	EM-JS-08-10-12			90.1		✓		0.290				191	
36		WG250486CCV3	II080822-2					✓							
37		WG250486CCB3	NONE					✓							

Report Comments:

Internal Comments

AREV:
Initials, Date

SREV:
Initials, Date

82908

HG-T-846

WG250486

ACZ Laboratories, Inc

QC List Type: QC-CV-SM
QCListMatClass: SOLID
Bench Sheet List: I-CV-T-846
QC Ref: HG-T-846-S
Group ID: MA-G-HG-T-846-S
Method Ref: M7470A
SOP Ref: SOPII005

Instrument ID: HYDRA
Analyst:
ACZ Dept: 33
Create Date: 8/22/2008 3:59:00 PM
Start Date/Time:
End Date/Time:

Sample	Login Comments
L71083-01	16OZ SJX4(RUN QC)INORG WALKIN
L71083-02	16OZ SJX4(RUN QC)INORG WALKIN
L71083-03	16OZ SJX4(RUN QC)INORG WALKIN
L71134-01	SJ(2) INORG WALKIN
L71134-02	SJ(2) INORG WALKIN
L71134-03	SJ(2) INORG WALKIN
L71134-04	SJ(2) INORG WALKIN
L71134-05	SJ(2) INORG WALKIN
L71134-06	SJ(2) INORG WALKIN
L71134-07	SJ(2) INORG WALKIN
L71134-08	SJ(2) INORG WALKIN
L71134-09	SJ(2) INORG WALKIN
L71134-10	SJ(2) INORG WALKIN
L71134-11	SJ(2) INORG WALKIN
L71134-12	SJ(2) INORG WALKIN
L71134-13	SJ(2) INORG WALKIN
L71134-14	SJ(2) INORG WALKIN
L71134-15	SJ(2) INORG WALKIN
L71134-16	SJ(2) INORG WALKIN
L71134-17	SJ(2) INORG WALKIN

Report Comments:

Internal Comments

AREV:
Initials, Date

SREV:
Initials, Date

82908

ACZ Laboratories, Inc.
FIMS/FIAS DATA REVIEW CHECKLIST

Data Reviewer: PMC
Date: 8.23.08

Approved: [signature]
Date: 8.27.08

Work Group: 250486
Sample Type: Hg-T-846
Analysis Date: 8.23.08
Analyst: PMC

	Yes	No	N/A
1.) Does the instrument calibration meet the specified method criteria? (r ≥ 0.995)	✓		
2.) Was the low calibration standard dropped? If Yes, notify PM of change to PQL.		✓	
3.) Are all of the QC critera listed in LIMS within the acceptance limits?	✓		
4.) Are "H" flags for missed hold time appropriate?			✓
5.) Are all samples requiring re-analysis / re-digestion at REDO / REDX status?			✓
6.) Are all dilution factors correctly calculated and uploaded? (Soil, Sludge, Water)	✓		
7.) Is any sample prepped / analyzed on dilution appropriately "D" qualified (except o-cal)?			✓
8.) Are dilutions for o-cals in the appropriate range? (explain if "B" or "U" is reported)			✓
9.) Is the correct sub-sample type entered on the bench sheet (if different than SOP)?			✓
10.) Are all errors properly corrected (i.e. single-line crossout, dated & initialed)?	✓		
11.) Is a current standard/reagent sheet attached to the workgroup?	✓		
12.) **FOR SREV**: QA/QC approval for initial training or 2 sets of initials for WG & LIMS?	✓		

Continuing Calibration? NO Cal WG#: NONE Digest Time In: 9:45 / 10:20

Digest Date: 8.22.08 Digest Temp: 92°C Digest Time Out: 9:47 / 10:50

For any of the items listed above that are checked "No" state the corrective action/explanation below.

QC/Sample ID	Analytical Problem	Corrective action
	All Passing	

Comments:

FRMII011.09.07.10

```
Line   Conc.  Units     SD/RSD      1       2       3       4       5
-------------------------------------------------------------------------------

*** Standard: 1 Rep: 1              Seq:  1       16:28:06 23 Aug 08   HG

Hg    .000    ppb      -202

*** Standard: 2 Rep: 1              Seq:  2       16:30:11 23 Aug 08   HG

Hg    1.00    ppb      2698

*** Standard: 3 Rep: 1              Seq:  3       16:33:07 23 Aug 08   HG

Hg    5.00    ppb      14059

*** Standard: 4 Rep: 1              Seq:  4       16:35:10 23 Aug 08   HG

Hg    10.0    ppb      28055

*** Standard: 5 Rep: 1              Seq:  5       16:37:16 23 Aug 08   HG

Hg    20.0    ppb      57331

*** Check Standard: 2  Ck2ICV/CCV   Seq:  6       16:39:52 23 Aug 08   HG
Line  Flag  %Rcv.   Found    True  Units      SD/RSD
Hg          101.     10.0    9.96   ppb        .000

*** Check Standard: 1  Ck1ICB/CCB   Seq:  7       16:42:06 23 Aug 08   HG
Line  Flag  Found Range(+/-) Units      SD/RSD
Hg         -.008     .600     ppb        .000

*** Sample ID: G250486PBS            Seq:  8       16:44:20 23 Aug 08   HG
                            WG250486PBS
Hg    .170    ppb       .000      .170

*** Sample ID: 250486LCSS           Seq:  9       16:46:25 23 Aug 08   HG
                            WG250486LCSS
Hg    6.82    ppb       .000      6.82

*** Sample ID: 50486LCSSD           Seq:  10      16:48:33 23 Aug 08   HG
                            WG250486LCSSD
Hg    7.09    ppb       .000      7.09

*** Sample ID: L71083-01            Seq:  11      16:50:39 23 Aug 08   HG
                            L71083-01
Hg    .596    ppb       .000      .596

*** Sample ID: 71083-01MS           Seq:  12      16:52:45 23 Aug 08   HG
                            L71083-01MS
Hg    5.58    ppb       .000      5.58
```

```
Line   Conc.  Units     SD/RSD      1       2       3       4       5
-------------------------------------------------------------------------------

*** Sample ID: 1083-01MSD            Seq:  13     16:55:09 23 Aug 08   HG
                              L71083-01MSD
Hg    5.62    ppb       .000      5.62

*** Sample ID: L71083-02             Seq:  14     16:57:24 23 Aug 08   HG
                              L71083-02
Hg    .601    ppb       .000      .601

*** Sample ID: 71083-02MS            Seq:  15     16:59:30 23 Aug 08   HG
                              L71083-02MS
Hg    5.60    ppb       .000      5.60

*** Sample ID: 1083-02MSD            Seq:  16     17:01:44 23 Aug 08   HG
                              L71083-02MSD
Hg    5.37    ppb       .000      5.37

*** Sample ID: L71083-03             Seq:  17     17:03:52 23 Aug 08   HG
                              L71083-03
Hg    .361    ppb       .000      .361

*** Check Standard: 2  Ck2ICV/CCV   Seq:  18     17:06:09 23 Aug 08   HG
Line  Flag  %Rcv.   Found    True  Units      SD/RSD
Hg          99.9     9.95    9.96   ppb        .000

*** Check Standard: 1  Ck1ICB/CCB   Seq:  19     17:08:23 23 Aug 08   HG
Line  Flag  Found Range(+/-) Units      SD/RSD
Hg          .130     .600     ppb        .000

*** Sample ID: 71083-03MS            Seq:  20     17:10:40 23 Aug 08   HG
                              L71083-03MS
Hg    5.05    ppb       .000      5.05

*** Sample ID: 1083-03MSD            Seq:  21     17:12:56 23 Aug 08   HG
                              L71083-03MSD
Hg    5.18    ppb       .000      5.18

*** Sample ID: L71134-01             Seq:  22     17:15:08 23 Aug 08   HG
                              L71134-01
Hg    .205    ppb       .000      .205

*** Sample ID: L71134-02             Seq:  23     17:17:15 23 Aug 08   HG
                              L71134-02
Hg    .192    ppb       .000      .192

*** Sample ID: L71134-03             Seq:  24     17:19:19 23 Aug 08   HG
                              L71134-03
Hg    .237    ppb       .000      .237
```

```
Line   Conc.  Units     SD/RSD      1       2       3       4       5
-------------------------------------------------------------------------------

*** Sample ID: L71134-04             Seq:  25     17:21:24 23 Aug 08   HG
                              L71134-04
Hg    .174    ppb       .000      .174

*** Sample ID: L71134-05             Seq:  26     17:23:32 23 Aug 08   HG
                              L71134-05
Hg    .328    ppb       .000      .328

*** Sample ID: L71134-06             Seq:  27     17:25:46 23 Aug 08   HG
                              L71134-06
Hg    .102    ppb       .000      .102

*** Sample ID: L71134-07             Seq:  28     17:28:42 23 Aug 08   HG
                              L71134-07
Hg    .317    ppb       .000      .317

*** Sample ID: L71134-08             Seq:  29     17:30:46 23 Aug 08   HG
                              L71134-08
Hg    .093    ppb       .000      .093

*** Check Standard: 2  Ck2ICV/CCV   Seq:  30     17:32:53 23 Aug 08   HG
Line  Flag  %Rcv.   Found    True  Units      SD/RSD
Hg          101.     10.1    9.96   ppb        .000

*** Check Standard: 1  Ck1ICB/CCB   Seq:  31     17:35:07 23 Aug 08   HG
Line  Flag  Found Range(+/-) Units      SD/RSD
Hg          .092     .600     ppb        .000

*** Sample ID: L71134-09             Seq:  32     17:37:22 23 Aug 08   HG
                              L71134-09
Hg    .086    ppb       .000      .086

*** Sample ID: L71134-10             Seq:  33     17:39:36 23 Aug 08   HG
                              L71134-10
Hg    .198    ppb       .000      .198

*** Sample ID: L71134-11             Seq:  34     17:41:39 23 Aug 08   HG
                              L71134-11
Hg    .285    ppb       .000      .285

*** Sample ID: L71134-12             Seq:  35     17:44:04 23 Aug 08   HG
                              L71134-12
Hg    .175    ppb       .000      .175

*** Sample ID: L71134-13             Seq:  36     17:46:17 23 Aug 08   HG
                              L71134-13
Hg    .394    ppb       .000      .394
```

```
Line   Conc.  Units     SD/RSD      1       2       3       4       5
-----------------------------------------------------------------------------

*** Sample ID: L71134-14              Seq:  37     17:48:26 23 Aug 08   HG
                              L71134-14
Hg    .481    ppb       .000      .481

*** Sample ID: L71134-15              Seq:  38     17:50:29 23 Aug 08   HG
                              L71134-15
Hg    .385    ppb       .000      .385

*** Sample ID: L71134-16              Seq:  39     17:52:55 23 Aug 08   HG
                              L71134-16
Hg    2.82    ppb       .000      2.82

*** Sample ID: L71134-17              Seq:  40     17:55:39 23 Aug 08   HG
                              L71134-17
Hg    2.09    ppb       .000      2.09

*** Check Standard: 2  Ck2ICV/CCV   Seq:  41      17:57:47 23 Aug 08   HG
Line  Flag  %Rcv.   Found    True  Units      SD/RSD
Hg          102.     10.2    9.96   ppb        .000

*** Check Standard: 1  Ck1ICB/CCB   Seq:  42      18:00:13 23 Aug 08   HG
Line  Flag  Found Range(+/-) Units      SD/RSD
Hg          .135     .600     ppb        .000
```

```
Line   Conc.  Units     SD/RSD      1       2       3       4       5
-------------------------------------------------------------------------------

*** Check Standard: 2  Ck2ICV/CCV   Seq:  6       16:39:52 23 Aug 08   HG
Line  Flag             Intensities
Hg                     28477
                                                                            =
*** Check Standard: 1  Ck1ICB/CCB   Seq:  7       16:42:06 23 Aug 08   HG
Line  Flag             Intensities
Hg                     -313
                                                                            =
*** Sample ID: G250486PBS            Seq:  8      16:44:20 23 Aug 08   HG
                           WG250486PBS
Hg    .170    ppb      199
                                                                            =
===============================================================================
*** Sample ID: 250486LCSS            Seq:  9      16:46:25 23 Aug 08   HG
                           WG250486LCSS
Hg    6.82    ppb      19289
                                                                            =
===============================================================================
*** Sample ID: 50486LCSSD            Seq:  10     16:48:33 23 Aug 08   HG
                           WG250486LCSSD
Hg    7.09    ppb      20060
                                                                            =
===============================================================================
*** Sample ID: L71083-01             Seq:  11     16:50:39 23 Aug 08   HG
                           L71083-01
Hg    .596    ppb      1422
                                                                            =
===============================================================================
*** Sample ID: 71083-01MS            Seq:  12     16:52:45 23 Aug 08   HG
                           L71083-01MS
Hg    5.58    ppb      15738
                                                                            =
===============================================================================
*** Sample ID: 1083-01MSD            Seq:  13     16:55:09 23 Aug 08   HG
                           L71083-01MSD
Hg    5.62    ppb      15851
                                                                            =
===============================================================================
*** Sample ID: L71083-02             Seq:  14     16:57:24 23 Aug 08   HG
                           L71083-02
Hg    .601    ppb      1436
                                                                            =
===============================================================================
*** Sample ID: 71083-02MS            Seq:  15     16:59:30 23 Aug 08   HG
                           L71083-02MS
Hg    5.60    ppb      15807
                                                                            =
===============================================================================
```

```
Line   Conc.  Units     SD/RSD      1       2       3       4       5
-------------------------------------------------------------------------------

*** Sample ID: 1083-02MSD            Seq:  16     17:01:44 23 Aug 08   HG
                           L71083-02MSD
Hg    5.37    ppb      15146
                                                                          =
===============================================================================
*** Sample ID: L71083-03             Seq:  17     17:03:52 23 Aug 08   HG
                           L71083-03
Hg    .361    ppb      747
                                                                          =
*** Check Standard: 2  Ck2ICV/CCV   Seq:  18     17:06:09 23 Aug 08   HG
Line  Flag             Intensities
Hg                     28296
                                                                          =
*** Check Standard: 1  Ck1ICB/CCB   Seq:  19     17:08:23 23 Aug 08   HG
Line  Flag             Intensities
Hg                     82
                                                                          =
*** Sample ID: 71083-03MS            Seq:  20     17:10:40 23 Aug 08   HG
                           L71083-03MS
Hg    5.05    ppb      14223
                                                                          =
===============================================================================
*** Sample ID: 1083-03MSD            Seq:  21     17:12:56 23 Aug 08   HG
                           L71083-03MSD
Hg    5.18    ppb      14593
                                                                          =
===============================================================================
*** Sample ID: L71134-01             Seq:  22     17:15:08 23 Aug 08   HG
                           L71134-01
Hg    .205    ppb      297
                                                                          =
===============================================================================
*** Sample ID: L71134-02             Seq:  23     17:17:15 23 Aug 08   HG
                           L71134-02
Hg    .192    ppb      261
                                                                          =
===============================================================================
*** Sample ID: L71134-03             Seq:  24     17:19:19 23 Aug 08   HG
                           L71134-03
Hg    .237    ppb      389
                                                                          =
===============================================================================
*** Sample ID: L71134-04             Seq:  25     17:21:24 23 Aug 08   HG
                           L71134-04
Hg    .174    ppb      210
                                                                          =
===============================================================================
```

```
Line   Conc.  Units     SD/RSD      1       2       3       4       5
-------------------------------------------------------------------------------

*** Sample ID: L71134-05            Seq:  26     17:23:32 23 Aug 08   HG
                            L71134-05
Hg    .328    ppb      651
                                                                              =
===============================================================================
*** Sample ID: L71134-06            Seq:  27     17:25:46 23 Aug 08   HG
                            L71134-06
Hg    .102    ppb      4
                                                                              =
===============================================================================
*** Sample ID: L71134-07            Seq:  28     17:28:42 23 Aug 08   HG
                            L71134-07
Hg    .317    ppb      620
                                                                              =
===============================================================================
*** Sample ID: L71134-08            Seq:  29     17:30:46 23 Aug 08   HG
                            L71134-08
Hg    .093    ppb      -23
                                                                              =
*** Check Standard: 2  Ck2ICV/CCV   Seq:  30     17:32:53 23 Aug 08   HG
Line  Flag             Intensities
Hg                     28579
                                                                              =
*** Check Standard: 1  Ck1ICB/CCB   Seq:  31     17:35:07 23 Aug 08   HG
Line  Flag             Intensities
Hg                     -26
                                                                              =
*** Sample ID: L71134-09            Seq:  32     17:37:22 23 Aug 08   HG
                            L71134-09
Hg    .086    ppb      -44
                                                                              =
===============================================================================
*** Sample ID: L71134-10            Seq:  33     17:39:36 23 Aug 08   HG
                            L71134-10
Hg    .198    ppb      277
                                                                              =
===============================================================================
*** Sample ID: L71134-11            Seq:  34     17:41:39 23 Aug 08   HG
                            L71134-11
Hg    .285    ppb      528
                                                                              =
===============================================================================
*** Sample ID: L71134-12            Seq:  35     17:44:04 23 Aug 08   HG
                            L71134-12
Hg    .175    ppb      211
                                                                              =
===============================================================================
```

```
Line   Conc.  Units     SD/RSD      1       2       3       4       5
-------------------------------------------------------------------------------

*** Sample ID: L71134-13             Seq:  36     17:46:17 23 Aug 08   HG
                          L71134-13
Hg    .394    ppb      840
                                                                              =
===============================================================================
*** Sample ID: L71134-14             Seq:  37     17:48:26 23 Aug 08   HG
                          L71134-14
Hg    .481    ppb      1090
                                                                              =
===============================================================================
*** Sample ID: L71134-15             Seq:  38     17:50:29 23 Aug 08   HG
                          L71134-15
Hg    .385    ppb      814
                                                                              =
===============================================================================
*** Sample ID: L71134-16             Seq:  39     17:52:55 23 Aug 08   HG
                          L71134-16
Hg    2.82    ppb      7819
                                                                              =
===============================================================================
*** Sample ID: L71134-17             Seq:  40     17:55:39 23 Aug 08   HG
                          L71134-17
Hg    2.09    ppb      5717
                                                                              =
*** Check Standard: 2  Ck2ICV/CCV   Seq:  41     17:57:47 23 Aug 08   HG
Line  Flag             Intensities
Hg                     28920
                                                                              =
*** Check Standard: 1  Ck1ICB/CCB   Seq:  42     18:00:13 23 Aug 08   HG
Line  Flag             Intensities
Hg                     97
                                                                              =
```

WinHg Database 1.5

File Utility Help

RN RN

Protocol 245-1 Dataset/Proto 80823-s /245-1

Protocol | Line info | Cal Curve | Report | Ctrl Chart | Viewer

Reset

Calib Coeffs

New Cal

Update Coeffs

Spike Coeffs

A

B 3.48187e-4

C 1.01100e-1

Rho .999956

Type Linear

☑ Calibrated

☑ Accepted

Accept

Include S1 Rep 1 ☑

µ Abs.
57331

Accepted

New

23-Aug-08 16:37 Conc. 20.1

S	Conc.	Calc.	Dev.	Mean	SD or %RSD	Rep 1	Rep 2	Rep 3
01	.00000	.031	.031	-203	0	-202		
02	1.0000	1.04	.041	2698	0%	2698		
03	5.0000	5.00	-.004	14060	0%	14059		
04	10.000	9.87	-.131	28056	0%	28055		
05	20.000	20.1	.063	57332	0%	57331		
06								

Ready NUM

ACZ Laboratories, Inc.
Standards/Reagents Information
Mercury by CVAA, (waters)

REAGENTS:		**Expiration**
HNO3	PCN30496	8/13/2009
K2S2O8	PCN27469	6/21/2012
H2SO4	PCN: 29959	6/6/2009
KMnO4	PNN:28817	11/30/2012
SnCl2	PCN: 29591	4/17/2013
HCl	PCN: 29874	5/22/2009
Hydroxylamine Sulfate	PCN: 29748	5/8/2013
NaCl	PCN: 27957	8/16/2012

STANDARDS:

Cal Stock intermediate (1 mg/L)	~~II080711-6~~ 11080822-6	~~08/21/08~~ 8-25-8 11-22-08

ACZ Laboratories, Inc.
2773 Downhill Drive Steamboat Springs, CO 80487 (800) 334-5493

Workgroup Review and Approval

WG250486

Date Reported: 27-Aug-08
Run ID: R625787
Date Analyzed: 23-Aug-08
ICAL Workgroup:
Instrument ID: HYDRA

WG250486ICV

Tag: Measured: 8/23/2008 4:39:52 PM

Status	Parm_Stored	Type	Value	Dil	Qual	Units	Appv	MDL	RDL	Text Value	Ext Qual
SREV	MERCURY	FOUND	0.01002	1		mg/L	++	0.0002	0.001		
SREV	MERCURY	REC	100	1		%	++	0.0002	0.001		

WG250486ICB

Tag: Measured: 8/23/2008 4:42:06 PM

Status	Parm_Stored	Type	Value	Dil	Qual	Units	Appv	MDL	RDL	Text Value	Ext Qual
SREV	MERCURY	FOUND		1	U	mg/L	++	0.0002	0.001		

WG250486PBS

Tag: Measured: 8/23/2008 4:44:20 PM

Status	Parm_Stored	Type	Value	Dil	Qual	Units	Appv	MDL	RDL	Text Value	Ext Qual
SREV	MERCURY	FOUND		187	U	mg/Kg	++	0.04	0.2		

WG250486LCSS

Tag: Measured: 8/23/2008 4:46:25 PM

Status	Parm_Stored	Type	Value	Dil	Qual	Units	Appv	MDL	RDL	Text Value	Ext Qual
SREV	MERCURY	FOUND	4.98	730		mg/Kg	++	0.1	0.7		
SREV	MERCURY	REC	85.9	730		%	++	0.1	0.7		

WG250486LCSSD

Tag: Measured: 8/23/2008 4:48:33 PM

Status	Parm_Stored	Type	Value	Dil	Qual	Units	Appv	MDL	RDL	Text Value	Ext Qual
SREV	MERCURY	FOUND	5.17	730		mg/Kg	++	0.1	0.7		
SREV	MERCURY	REC	89.1	730		%	++	0.1	0.7		
SREV	MERCURY	RPD	3.7	730		%	++	0.1	0.7		

L71083-01

Tag: Measured: 8/23/2008 4:50:39 PM

Status	Parm_Stored	Type	Value	Dil	Qual	Units	Appv	MDL	RDL	Text Value	Ext Qual
SREV	MERCURY	HG-T-846	0.13	210	B	mg/Kg	++	0.04	0.2		

L71083-01MS

Tag: Measured: 8/23/2008 4:52:45 PM

Status	Parm_Stored	Type	Value	Dil	Qual	Units	Appv	MDL	RDL	Text Value	Ext Qual
SREV	MERCURY	FOUND	1.166	209		mg/Kg	++	0.04	0.2		
SREV	MERCURY	REC	99.1	209		%	++	0.04	0.2		

L71083-01MSD

Tag: Measured: 8/23/2008 4:55:09 PM

Status	Parm_Stored	Type	Value	Dil	Qual	Units	Appv	MDL	RDL	Text Value	Ext Qual
SREV	MERCURY	FOUND	1.18	210		mg/Kg	++	0.04	0.2		
SREV	MERCURY	REC	100	210		%	++	0.04	0.2		
SREV	MERCURY	RPD	1.19	210		%	++	0.04	0.2		

L71083-02 Tag: Measured: 8/23/2008 4:57:24 PM

Status	Parm_Stored	Type	Value	Dil	Qual	Units	Appv	MDL	RDL	Text Value	Ext Qual
SREV	MERCURY	HG-T-846	0.13	220	B	mg/Kg	++	0.04	0.2		

L71083-02MS Tag: Measured: 8/23/2008 4:59:30 PM

Status	Parm_Stored	Type	Value	Dil	Qual	Units	Appv	MDL	RDL	Text Value	Ext Qual
SREV	MERCURY	FOUND	1.222	218		mg/Kg	++	0.04	0.2		
SREV	MERCURY	REC	100.2	218		%	++	0.04	0.2		

L71083-02MSD Tag: Measured: 8/23/2008 5:01:44 PM

Status	Parm_Stored	Type	Value	Dil	Qual	Units	Appv	MDL	RDL	Text Value	Ext Qual
SREV	MERCURY	FOUND	1.177	219		mg/Kg	++	0.04	0.2		
SREV	MERCURY	REC	95.6	219		%	++	0.04	0.2		
SREV	MERCURY	RPD	3.75	219		%	++	0.04	0.2		

L71083-03 Tag: Measured: 8/23/2008 5:03:52 PM

Status	Parm_Stored	Type	Value	Dil	Qual	Units	Appv	MDL	RDL	Text Value	Ext Qual
SREV	MERCURY	HG-T-846	0.09	254	B	mg/Kg	++	0.05	0.3		

WG250486CCV1 Tag: Measured: 8/23/2008 5:06:09 PM

Status	Parm_Stored	Type	Value	Dil	Qual	Units	Appv	MDL	RDL	Text Value	Ext Qual
SREV	MERCURY	FOUND	0.00995	1		mg/L	++	0.0002	0.001		
SREV	MERCURY	REC	99.3	1		%	++	0.0002	0.001		

WG250486CCB1 Tag: Measured: 8/23/2008 5:08:23 PM

Status	Parm_Stored	Type	Value	Dil	Qual	Units	Appv	MDL	RDL	Text Value	Ext Qual
SREV	MERCURY	FOUND		1	U	mg/L	++	0.0002	0.001		

L71083-03MS Tag: Measured: 8/23/2008 5:10:40 PM

Status	Parm_Stored	Type	Value	Dil	Qual	Units	Appv	MDL	RDL	Text Value	Ext Qual
SREV	MERCURY	FOUND	1.284	254		mg/Kg	++	0.05	0.3		
SREV	MERCURY	REC	94	254		%	++	0.05	0.3		

L71083-03MSD Tag: Measured: 8/23/2008 5:12:56 PM

Status	Parm_Stored	Type	Value	Dil	Qual	Units	Appv	MDL	RDL	Text Value	Ext Qual
SREV	MERCURY	FOUND	1.321	255		mg/Kg	++	0.05	0.3		
SREV	MERCURY	REC	96.5	255		%	++	0.05	0.3		
SREV	MERCURY	RPD	2.84	255		%	++	0.05	0.3		

L71134-01 Tag: Measured: 8/23/2008 5:15:08 PM

Status	Parm_Stored	Type	Value	Dil	Qual	Units	Appv	MDL	RDL	Text Value	Ext Qual
SREV	MERCURY	HG-T-846	0.04	201	B	mg/Kg	++	0.04	0.2		

L71134-02 Tag: Measured: 8/23/2008 5:17:15 PM

Status	Parm_Stored	Type	Value	Dil	Qual	Units	Appv	MDL	RDL	Text Value	Ext Qual
SREV	MERCURY	HG-T-846		207	U	mg/Kg	++	0.04	0.2		

L71134-03 Tag: Measured: 8/23/2008 5:19:19 PM

Status	Parm_Stored	Type	Value	Dil	Qual	Units	Appv	MDL	RDL	Text Value	Ext Qual
SREV	MERCURY	HG-T-846	0.05	202	B	mg/Kg	++	0.04	0.2		

L71134-04 Tag: Measured: 8/23/2008 5:21:24 PM

Status	Parm_Stored	Type	Value	Dil	Qual	Units	Appv	MDL	RDL	Text Value	Ext Qual
SREV	MERCURY	HG-T-846		212	U	mg/Kg	++	0.04	0.2		

L71134-05 Tag: Measured: 8/23/2008 5:23:32 PM

Status	Parm_Stored	Type	Value	Dil	Qual	Units	Appv	MDL	RDL	Text Value	Ext Qual
SREV	MERCURY	HG-T-846	0.07	213	B	mg/Kg	++	0.04	0.2		

L71134-06 Tag: Measured: 8/23/2008 5:25:46 PM

Status	Parm_Stored	Type	Value	Dil	Qual	Units	Appv	MDL	RDL	Text Value	Ext Qual
SREV	MERCURY	HG-T-846		219	U	mg/Kg	++	0.04	0.2		

L71134-07 Tag: Measured: 8/23/2008 5:28:42 PM

Status	Parm_Stored	Type	Value	Dil	Qual	Units	Appv	MDL	RDL	Text Value	Ext Qual
SREV	MERCURY	HG-T-846	0.07	211	B	mg/Kg	++	0.04	0.2		

L71134-08 Tag: Measured: 8/23/2008 5:30:46 PM

Status	Parm_Stored	Type	Value	Dil	Qual	Units	Appv	MDL	RDL	Text Value	Ext Qual
SREV	MERCURY	HG-T-846		222	U	mg/Kg	++	0.04	0.2		

WG250486CCV2 Tag: Measured: 8/23/2008 5:32:53 PM

Status	Parm_Stored	Type	Value	Dil	Qual	Units	Appv	MDL	RDL	Text Value	Ext Qual
SREV	MERCURY	FOUND	0.01005	1		mg/L	++	0.0002	0.001		
SREV	MERCURY	REC	100.3	1		%	++	0.0002	0.001		

WG250486CCB2 Tag: Measured: 8/23/2008 5:35:07 PM

Status	Parm_Stored	Type	Value	Dil	Qual	Units	Appv	MDL	RDL	Text Value	Ext Qual
SREV	MERCURY	FOUND		1	U	mg/L	++	0.0002	0.001		

L71134-09 Tag: Measured: 8/23/2008 5:37:22 PM

Status	Parm_Stored	Type	Value	Dil	Qual	Units	Appv	MDL	RDL	Text Value	Ext Qual
SREV	MERCURY	HG-T-846		202	U	mg/Kg	++	0.04	0.2		

L71134-10 Tag: Measured: 8/23/2008 5:39:36 PM

Status	Parm_Stored	Type	Value	Dil	Qual	Units	Appv	MDL	RDL	Text Value	Ext Qual
SREV	MERCURY	HG-T-846		190	U	mg/Kg	++	0.04	0.2		

L71134-11 Tag: Measured: 8/23/2008 5:41:39 PM

Status	Parm_Stored	Type	Value	Dil	Qual	Units	Appv	MDL	RDL	Text Value	Ext Qual
SREV	MERCURY	HG-T-846	0.06	202	B	mg/Kg	++	0.04	0.2		

L71134-12

Tag: Measured: 8/23/2008 5:44:04 PM

Status	Parm_Stored	Type	Value	Dil	Qual	Units	Appv	MDL	RDL	Text Value	Ext Qual
SREV	MERCURY	HG-T-846		212	U	mg/Kg	++	0.04	0.2		

L71134-13

Tag: Measured: 8/23/2008 5:46:17 PM

Status	Parm_Stored	Type	Value	Dil	Qual	Units	Appv	MDL	RDL	Text Value	Ext Qual
SREV	MERCURY	HG-T-846	0.08	199	B	mg/Kg	++	0.04	0.2		

L71134-14

Tag: Measured: 8/23/2008 5:48:26 PM

Status	Parm_Stored	Type	Value	Dil	Qual	Units	Appv	MDL	RDL	Text Value	Ext Qual
SREV	MERCURY	HG-T-846	0.09	188	B	mg/Kg	++	0.04	0.2		

L71134-15

Tag: Measured: 8/23/2008 5:50:29 PM

Status	Parm_Stored	Type	Value	Dil	Qual	Units	Appv	MDL	RDL	Text Value	Ext Qual
SREV	MERCURY	HG-T-846	0.07	193	B	mg/Kg	++	0.04	0.2		

L71134-16

Tag: Measured: 8/23/2008 5:52:55 PM

Status	Parm_Stored	Type	Value	Dil	Qual	Units	Appv	MDL	RDL	Text Value	Ext Qual
SREV	MERCURY	HG-T-846	0.6	213		mg/Kg	++	0.04	0.2		

L71134-17

Tag: Measured: 8/23/2008 5:55:39 PM

Status	Parm_Stored	Type	Value	Dil	Qual	Units	Appv	MDL	RDL	Text Value	Ext Qual
SREV	MERCURY	HG-T-846	0.4	191		mg/Kg	++	0.04	0.2		

WG250486CCV3

Tag: Measured: 8/23/2008 5:57:47 PM

Status	Parm_Stored	Type	Value	Dil	Qual	Units	Appv	MDL	RDL	Text Value	Ext Qual
SREV	MERCURY	FOUND	0.01017	1		mg/L	++	0.0002	0.001		
SREV	MERCURY	REC	101.5	1		%	++	0.0002	0.001		

WG250486CCB3

Tag: Measured: 8/23/2008 6:00:13 PM

Status	Parm_Stored	Type	Value	Dil	Qual	Units	Appv	MDL	RDL	Text Value	Ext Qual
SREV	MERCURY	FOUND		1	U	mg/L	++	0.0002	0.001		

3050 ICP ICPMS

WG250513

ACZ Laboratories, Inc

QC List Type: I-X-3050
QCListMatClass: SOLID
Bench Sheet List: I-X-3050
QC Ref: SP-3050MSICP
Group ID: SP-G-3050-MSICP
Method Ref: M3050B
SOP Ref: SOPSO28/SO

Instrument ID: SOILSPREP
Analyst: bjl
ACZ Dept: 20
Create Date: 8/23/2008 4:29:45 PM
Start Date/Time: 8/24/2008 7:30:00 AM
End Date/Time: 8/24/2008 4:30:00 PM

SEQ	ACZ ID	Client ID	SubSX	Pri	Analysis Date	Sample Weight (g)	HNO3 (mL)	H2O2 (mL)	HCl (mL)	Soil Extract Volume (mL)	SCN Volume (mL)	Dilution	Comments
1	WG250513PBS	NONE	-		08/24/08 7:30	0	7.5	5	5	50		100	
2	WG250513LCSS	PCN30289	-		08/24/08 7:52	0.5	7.5	5	5	50		100	
3	WG250513LCSSD	PCN30289	-		08/24/08 8:15	0.5	7.5	5	5	50		100	
4	L71133-01	VN OF HOPE COMF	<2000		08/24/08 8:37	0.5	7.5	5	5	50		102	
5	L71134-01	RP-JS-02-0-1	<2000		08/24/08 9:00	0.5	7.5	5	5	50		101	
6	L71134-02	RP-JS-02-1-3	<2000		08/24/08 9:22	0.5	7.5	5	5	50		101	
7	L71134-03	RP-JS-02-1-3D	<2000		08/24/08 9:45	0.5	7.5	5	5	50		101	
8	L71134-04	RP-JS-02-5-7	<2000		08/24/08 10:07	0.5	7.5	5	5	50		101	
9	L71134-05	RP-JS-02-10-12	<2000		08/24/08 10:30	0.5	7.5	5	5	50		101	
10	L71134-06	RP-JS-02-15-17	<2000		08/24/08 10:52	0.5	7.5	5	5	50		101	
11	L71134-07	RP-JS-01-0-1	<2000		08/24/08 11:15	0.5	7.5	5	5	50		101	
12	L71134-08	RP-JS-01-1-3	<2000		08/24/08 11:37	0.5	7.5	5	5	50		101	
13	L71134-09	RP-JS-01-1-3D	<2000		08/24/08 12:00	0.5	7.5	5	5	50		101	
14	L71134-10	RP-JS-01-5-7	<2000		08/24/08 12:22	0.5	7.5	5	5	50		101	
15	L71134-11	RP-JS-01-10-12	<2000		08/24/08 12:45	0.5	7.5	5	5	50		101	
16	L71134-12	RP-JS-01-15-17	<2000		08/24/08 13:07	0.5	7.5	5	5	50		100	
17	L71134-13	EM-JS-08-0-1	<2000		08/24/08 13:30	0.5	7.5	5	5	50		101	
18	L71134-14	EM-JS-08-1-3	<2000		08/24/08 13:52	0.5	7.5	5	5	50		101	
19	L71134-15	EM-JS-08-1-3D	<2000		08/24/08 14:15	0.5	7.5	5	5	50		101	
20	L71134-16	EM-JS-08-5-7	<2000		08/24/08 14:37	0.5	7.5	5	5	50		101	
21	L71134-16MS	II080811-3	<2000		08/24/08 15:00	0.5	7.5	5	5	50	0.5	101	
22	L71134-16MSD	II080811-3	<2000		08/24/08 15:22	0.5	7.5	5	5	50	0.5	101	
23	L71134-17	EM-JS-08-10-12	<2000		08/24/08 15:45	0.5	7.5	5	5	50		101	

Report Comments:

AREV: BJL 8/24/08
Initials, Date

Internal Comments

SREV: LWT 8-25-08
Initials, Date

82908

3050 ICP ICPMS

QC List Type: I-X-3050
QCListMatClass: SOLID
Bench Sheet List: I-X-3050
QC Ref: SP-3050MSICP
Group ID: SP-G-3050-MSICP
Method Ref: M3050B
SOP Ref: SOPSO28/SO

WG250513

ACZ Laboratories, Inc

Instrument ID: SOILSPREP
Analyst: bjl
ACZ Dept: 20
Create Date: 8/23/2008 4:29:45 PM
Start Date/Time: 8/24/2008 7:30:00 AM
End Date/Time: 8/24/2008 4:30:00 PM

SE Q	ACZ ID	Client ID	SubSX	Pri	Analysis Date	Sample Weight (g)	HNO3 (mL)	H2O2 (mL)	HCl (mL)	Soil Extract Volume (mL)	SCN Volume (mL)	Dilution	Comments
24	L71134-17MS	MS080707-3	<2000		08/24/08 16:07	0.5	7.5	5	5	50	0.25	101	
25	L71134-17MSD	MS080707-3	<2000		08/24/08 16:30	0.5	7.5	5	5	50	0.25	101	

Sample	Login Comments
L71133-01	BAG OF SOIL
L71134-01	SJ(2) INORG WALKIN
L71134-02	SJ(2) INORG WALKIN
L71134-03	SJ(2) INORG WALKIN
L71134-04	SJ(2) INORG WALKIN
L71134-05	SJ(2) INORG WALKIN
L71134-06	SJ(2) INORG WALKIN
L71134-07	SJ(2) INORG WALKIN
L71134-08	SJ(2) INORG WALKIN
L71134-09	SJ(2) INORG WALKIN
L71134-10	SJ(2) INORG WALKIN
L71134-11	SJ(2) INORG WALKIN
L71134-12	SJ(2) INORG WALKIN
L71134-13	SJ(2) INORG WALKIN
L71134-14	SJ(2) INORG WALKIN
L71134-15	SJ(2) INORG WALKIN
L71134-16	SJ(2) INORG WALKIN
L71134-16MS	ICP Spike
L71134-16MSD	ICP Spike
L71134-17	SJ(2) INORG WALKIN
L71134-17MS	ICPMS Spike
L71134-17MSD	ICPMS Spike

Report Comments:

AREV:
Initials, Date

Internal Comments

SREV:
Initials, Date

82908

ACZ Laboratories, Inc.
Geochemistry Department
Data Review and Reagents

Data Reviewer: BJZ
Date: 8/24/08

Approved: LWT
Date: 8-25-08

Analyst: BJZ

Workgroup: WG250513

Analysis Date: 8/24/08

Sample type used: soil

Extraction / Digestion / Analysis / Prep / Calc:

	Yes	No	N/A
1. Is the raw data checked to the computer printout for transcription errors?	✓		
2. Is the %solid or TS attached for dilution factors?	✓		
3. Were proper volumes of reagents used per final volume?	✓		
4. Was the proper sub-sample used (as received, <2000, <500, <250, dry)?	✓		
5.Were the dilution factor calculation checked (final volume, weight, %solid)?	✓		
6. Did the RPD pass?			✓
7. Does all the spike information correlate with each other?	✓		
8. Is the appropriate spike in the computer-designated line?	✓		
9. Are all errors properly corrected (single-line crossout, dated & initialed)?	✓		
10. Is the standard/reagent information complete and current?	✓		
FOR SREV: QA/QC approval for initial training or 2 sets of initials for WG & LIMS?			

Standard/Reagent	PCN/SCN	Expiration Date
HNO_3	PCN 30473	8/13/09
H_2O_2	PCN 30412	8/14/09
HCL	PCN 30275	7/16/09
30% H_2O_2	PCN 30522	8/15/09

Comments:

FRMSO010.05.07.06

ACZ Laboratories, Inc.
2773 Downhill Drive Steamboat Springs, CO 80487 (800) 334-5493

Workgroup Review and Approval

WG250513

Date Reported: 25-Aug-08
Run ID: R625804
Date Analyzed: 24-Aug-08
ICAL Workgroup:
Instrument ID: SOILSPREP

WG250513PBS

Tag: Measured: 8/24/2008 7:30:00 AM

Status	Parm_Stored	Type	Value	Dil	Qual	Units	Appv	MDL	RDL	Text Value	Ext Qual
SREV	H2O2	PREP	5	100		mL	++				
SREV	HCL	PREP	5	100		mL	++				
SREV	HNO3	PREP	7.5	100		mL	++				
SREV	VOLUME, SOIL EXTRACT	PREP	50	100		mL	++				
SREV	WEIGHT, SAMPLE	PREP	0	100		g	++				

WG250513LCSS

Tag: Measured: 8/24/2008 7:52:30 AM

Status	Parm_Stored	Type	Value	Dil	Qual	Units	Appv	MDL	RDL	Text Value	Ext Qual
SREV	H2O2	PREP	5	100		mL	++				
SREV	HCL	PREP	5	100		mL	++				
SREV	HNO3	PREP	7.5	100		mL	++				
SREV	VOLUME, SOIL EXTRACT	PREP	50	100		mL	++				
SREV	WEIGHT, SAMPLE	PREP	0.5	100		g	++				

WG250513LCSSD

Tag: Measured: 8/24/2008 8:15:00 AM

Status	Parm_Stored	Type	Value	Dil	Qual	Units	Appv	MDL	RDL	Text Value	Ext Qual
SREV	H2O2	PREP	5	100		mL	++				
SREV	HCL	PREP	5	100		mL	++				
SREV	HNO3	PREP	7.5	100		mL	++				
SREV	VOLUME, SOIL EXTRACT	PREP	50	100		mL	++				
SREV	WEIGHT, SAMPLE	PREP	0.5	100		g	++				

L71133-01

Tag: Measured: 8/24/2008 8:37:30 AM

Status	Parm_Stored	Type	Value	Dil	Qual	Units	Appv	MDL	RDL	Text Value	Ext Qual
SREV	H2O2	X-3050	5	102		mL	++				
SREV	HCL	X-3050	5	102		mL	++				
SREV	HNO3	X-3050	7.5	102		mL	++				
SREV	VOLUME, SOIL EXTRACT	X-3050	50	102		mL	++				
SREV	WEIGHT, SAMPLE	X-3050	0.5	102		g	++				

L71134-01

Tag: Measured: 8/24/2008 9:00:00 AM

Status	Parm_Stored	Type	Value	Dil	Qual	Units	Appv	MDL	RDL	Text Value	Ext Qual
SREV	H2O2	-MS-3050	5	101		mL	++				
SREV	HCL	-MS-3050	5	101		mL	++				
SREV	HNO3	-MS-3050	7.5	101		mL	++				
SREV	VOLUME, SOIL EXTRACT	-MS-3050	50	101		mL	++				
SREV	WEIGHT, SAMPLE	-MS-3050	0.5	101		g	++				

L71134-02

Tag: Measured: 8/24/2008 9:22:30 AM

Status	Parm_Stored	Type	Value	Dil	Qual	Units	Appv	MDL	RDL	Text Value	Ext Qual
SREV	H2O2	-MS-3050	5	101		mL	++				
SREV	HCL	-MS-3050	5	101		mL	++				
SREV	HNO3	-MS-3050	7.5	101		mL	++				
SREV	VOLUME, SOIL EXTRACT	-MS-3050	50	101		mL	++				
SREV	WEIGHT, SAMPLE	-MS-3050	0.5	101		g	++				

L71134-03

Tag: Measured: 8/24/2008 9:45:00 AM

Status	Parm_Stored	Type	Value	Dil	Qual	Units	Appv	MDL	RDL	Text Value	Ext Qual
SREV	H2O2	-MS-3050	5	101		mL	++				
SREV	HCL	-MS-3050	5	101		mL	++				
SREV	HNO3	-MS-3050	7.5	101		mL	++				
SREV	VOLUME, SOIL EXTRACT	-MS-3050	50	101		mL	++				
SREV	WEIGHT, SAMPLE	-MS-3050	0.5	101		g	++				

L71134-04

Tag: Measured: 8/24/2008 10:07:30 AM

Status	Parm_Stored	Type	Value	Dil	Qual	Units	Appv	MDL	RDL	Text Value	Ext Qual
SREV	H2O2	-MS-3050	5	101		mL	++				
SREV	HCL	-MS-3050	5	101		mL	++				
SREV	HNO3	-MS-3050	7.5	101		mL	++				
SREV	VOLUME, SOIL EXTRACT	-MS-3050	50	101		mL	++				
SREV	WEIGHT, SAMPLE	-MS-3050	0.5	101		g	++				

L71134-05

Tag: Measured: 8/24/2008 10:30:00 AM

Status	Parm_Stored	Type	Value	Dil	Qual	Units	Appv	MDL	RDL	Text Value	Ext Qual
SREV	H2O2	-MS-3050	5	101		mL	++				
SREV	HCL	-MS-3050	5	101		mL	++				
SREV	HNO3	-MS-3050	7.5	101		mL	++				
SREV	VOLUME, SOIL EXTRACT	-MS-3050	50	101		mL	++				
SREV	WEIGHT, SAMPLE	-MS-3050	0.5	101		g	++				

L71134-06

Tag: Measured: 8/24/2008 10:52:30 AM

Status	Parm_Stored	Type	Value	Dil	Qual	Units	Appv	MDL	RDL	Text Value	Ext Qual
SREV	H2O2	-MS-3050	5	101		mL	++				
SREV	HCL	-MS-3050	5	101		mL	++				
SREV	HNO3	-MS-3050	7.5	101		mL	++				
SREV	VOLUME, SOIL EXTRACT	-MS-3050	50	101		mL	++				
SREV	WEIGHT, SAMPLE	-MS-3050	0.5	101		g	++				

L71134-07

Tag: Measured: 8/24/2008 11:15:00 AM

Status	Parm_Stored	Type	Value	Dil	Qual	Units	Appv	MDL	RDL	Text Value	Ext Qual
SREV	H2O2	-MS-3050	5	101		mL	++				
SREV	HCL	-MS-3050	5	101		mL	++				
SREV	HNO3	-MS-3050	7.5	101		mL	++				
SREV	VOLUME, SOIL EXTRACT	-MS-3050	50	101		mL	++				
SREV	WEIGHT, SAMPLE	-MS-3050	0.5	101		g	++				

L71134-08

Tag: Measured: 8/24/2008 11:37:30 AM

Status	Parm_Stored	Type	Value	Dil	Qual	Units	Appv	MDL	RDL	Text Value	Ext Qual
SREV	H2O2	-MS-3050	5	101		mL	++				
SREV	HCL	-MS-3050	5	101		mL	++				
SREV	HNO3	-MS-3050	7.5	101		mL	++				
SREV	VOLUME, SOIL EXTRACT	-MS-3050	50	101		mL	++				
SREV	WEIGHT, SAMPLE	-MS-3050	0.5	101		g	++				

L71134-09

Tag: Measured: 8/24/2008 12:00:00 PM

Status	Parm_Stored	Type	Value	Dil	Qual	Units	Appv	MDL	RDL	Text Value	Ext Qual
SREV	H2O2	-MS-3050	5	101		mL	++				
SREV	HCL	-MS-3050	5	101		mL	++				
SREV	HNO3	-MS-3050	7.5	101		mL	++				
SREV	VOLUME, SOIL EXTRACT	-MS-3050	50	101		mL	++				
SREV	WEIGHT, SAMPLE	-MS-3050	0.5	101		g	++				

L71134-10

Tag: Measured: 8/24/2008 12:22:30 PM

Status	Parm_Stored	Type	Value	Dil	Qual	Units	Appv	MDL	RDL	Text Value	Ext Qual
SREV	H2O2	-MS-3050	5	101		mL	++				
SREV	HCL	-MS-3050	5	101		mL	++				
SREV	HNO3	-MS-3050	7.5	101		mL	++				
SREV	VOLUME, SOIL EXTRACT	-MS-3050	50	101		mL	++				
SREV	WEIGHT, SAMPLE	-MS-3050	0.5	101		g	++				

L71134-11

Tag: Measured: 8/24/2008 12:45:00 PM

Status	Parm_Stored	Type	Value	Dil	Qual	Units	Appv	MDL	RDL	Text Value	Ext Qual
SREV	H2O2	-MS-3050	5	101		mL	++				
SREV	HCL	-MS-3050	5	101		mL	++				
SREV	HNO3	-MS-3050	7.5	101		mL	++				
SREV	VOLUME, SOIL EXTRACT	-MS-3050	50	101		mL	++				
SREV	WEIGHT, SAMPLE	-MS-3050	0.5	101		g	++				

L71134-12

Tag: Measured: 8/24/2008 1:07:30 PM

Status	Parm_Stored	Type	Value	Dil	Qual	Units	Appv	MDL	RDL	Text Value	Ext Qual
SREV	H2O2	-MS-3050	5	100		mL	++				
SREV	HCL	-MS-3050	5	100		mL	++				
SREV	HNO3	-MS-3050	7.5	100		mL	++				
SREV	VOLUME, SOIL EXTRACT	-MS-3050	50	100		mL	++				
SREV	WEIGHT, SAMPLE	-MS-3050	0.5	100		g	++				

L71134-13

Tag: Measured: 8/24/2008 1:30:00 PM

Status	Parm_Stored	Type	Value	Dil	Qual	Units	Appv	MDL	RDL	Text Value	Ext Qual
SREV	H2O2	-MS-3050	5	101		mL	++				
SREV	HCL	-MS-3050	5	101		mL	++				
SREV	HNO3	-MS-3050	7.5	101		mL	++				
SREV	VOLUME, SOIL EXTRACT	-MS-3050	50	101		mL	++				
SREV	WEIGHT, SAMPLE	-MS-3050	0.5	101		g	++				

L71134-14

Tag: Measured: 8/24/2008 1:52:30 PM

Status	Parm_Stored	Type	Value	Dil	Qual	Units	Appv	MDL	RDL	Text Value	Ext Qual
SREV	H2O2	-MS-3050	5	101		mL	++				
SREV	HCL	-MS-3050	5	101		mL	++				
SREV	HNO3	-MS-3050	7.5	101		mL	++				
SREV	VOLUME, SOIL EXTRACT	-MS-3050	50	101		mL	++				
SREV	WEIGHT, SAMPLE	-MS-3050	0.5	101		g	++				

L71134-15

Tag: Measured: 8/24/2008 2:15:00 PM

Status	Parm_Stored	Type	Value	Dil	Qual	Units	Appv	MDL	RDL	Text Value	Ext Qual
SREV	H2O2	-MS-3050	5	101		mL	++				
SREV	HCL	-MS-3050	5	101		mL	++				
SREV	HNO3	-MS-3050	7.5	101		mL	++				
SREV	VOLUME, SOIL EXTRACT	-MS-3050	50	101		mL	++				
SREV	WEIGHT, SAMPLE	-MS-3050	0.5	101		g	++				

L71134-16

Tag: Measured: 8/24/2008 2:37:30 PM

Status	Parm_Stored	Type	Value	Dil	Qual	Units	Appv	MDL	RDL	Text Value	Ext Qual
SREV	H2O2	-MS-3050	5	101		mL	++				
SREV	HCL	-MS-3050	5	101		mL	++				
SREV	HNO3	-MS-3050	7.5	101		mL	++				
SREV	VOLUME, SOIL EXTRACT	-MS-3050	50	101		mL	++				
SREV	WEIGHT, SAMPLE	-MS-3050	0.5	101		g	++				

L71134-16MS

Tag: Measured: 8/24/2008 3:00:00 PM

Status	Parm_Stored	Type	Value	Dil	Qual	Units	Appv	MDL	RDL	Text Value	Ext Qual
SREV	H2O2	PREP	5	101		mL	++				
SREV	HCL	PREP	5	101		mL	++				
SREV	HNO3	PREP	7.5	101		mL	++				
SREV	SCN VOLUME	PREP	0.5	101		mL	++				
SREV	VOLUME, SOIL EXTRACT	PREP	50	101		mL	++				
SREV	WEIGHT, SAMPLE	PREP	0.5	101		g	++				

L71134-16MSD

Tag: Measured: 8/24/2008 3:22:30 PM

Status	Parm_Stored	Type	Value	Dil	Qual	Units	Appv	MDL	RDL	Text Value	Ext Qual
SREV	H2O2	PREP	5	101		mL	++				
SREV	HCL	PREP	5	101		mL	++				
SREV	HNO3	PREP	7.5	101		mL	++				
SREV	SCN VOLUME	PREP	0.5	101		mL	++				
SREV	VOLUME, SOIL EXTRACT	PREP	50	101		mL	++				
SREV	WEIGHT, SAMPLE	PREP	0.5	101		g	++				

L71134-17

Tag: Measured: 8/24/2008 3:45:00 PM

Status	Parm_Stored	Type	Value	Dil	Qual	Units	Appv	MDL	RDL	Text Value	Ext Qual
SREV	H2O2	-MS-3050	5	101		mL	++				
SREV	HCL	-MS-3050	5	101		mL	++				
SREV	HNO3	-MS-3050	7.5	101		mL	++				
SREV	VOLUME, SOIL EXTRACT	-MS-3050	50	101		mL	++				
SREV	WEIGHT, SAMPLE	-MS-3050	0.5	101		g	++				

L71134-17MS

Tag: Measured: 8/24/2008 4:07:30 PM

Status	Parm_Stored	Type	Value	Dil	Qual	Units	Appv	MDL	RDL	Text Value	Ext Qual
SREV	H2O2	PREP	5	101		mL	++				
SREV	HCL	PREP	5	101		mL	++				
SREV	HNO3	PREP	7.5	101		mL	++				
SREV	SCN VOLUME	PREP	0.25	101		mL	++				
SREV	VOLUME, SOIL EXTRACT	PREP	50	101		mL	++				
SREV	WEIGHT, SAMPLE	PREP	0.5	101		g	++				

L71134-17MSD

Tag: Measured: 8/24/2008 4:30:00 PM

Status	Parm_Stored	Type	Value	Dil	Qual	Units	Appv	MDL	RDL	Text Value	Ext Qual
SREV	H2O2	PREP	5	101		mL	++				
SREV	HCL	PREP	5	101		mL	++				
SREV	HNO3	PREP	7.5	101		mL	++				
SREV	SCN VOLUME	PREP	0.25	101		mL	++				
SREV	VOLUME, SOIL EXTRACT	PREP	50	101		mL	++				
SREV	WEIGHT, SAMPLE	PREP	0.5	101		g	++				

ACZ Laboratories, Inc.
2773 Downhill Drive
Steamboat Spgs, CO 80487

AIR DRIED SOLIDS

WG# : 250513

Analyst:_____
Date:_____
Time In:_____
Time Out:_____

Sample #	Air Dried Solids						
	Pan wt	pan & sx wt	dried pan & sx	air dried solid	sample wt.	extract volume	dilution
BLANK				#DIV/0!	0.5	50	#DIV/0!
L71133-1	1.262	3.226	3.194	0.983706721	0.5	50	102
L71134-1	1.259	2.653	2.639	0.989956958	0.5	50	101
L71134-2	1.258	2.848	2.832	0.989937107	0.5	50	101
L71134-3	1.256	2.487	2.473	0.988627132	0.5	50	101
L71134-4	1.255	3.124	3.102	0.988228999	0.5	50	101
L71134-5	1.256	2.639	2.631	0.994215474	0.5	50	101
L71134-6	1.258	3.028	3.019	0.994915254	0.5	50	101
L71134-7	1.258	3.227	3.213	0.992889792	0.5	50	101
L71134-8	1.256	2.826	2.809	0.989171975	0.5	50	101
L71134-9	1.254	2.650	2.635	0.989255014	0.5	50	101
L71134-10	1.263	3.191	3.169	0.988589212	0.5	50	101
L71134-11	1.263	3.097	3.078	0.989640131	0.5	50	101
L71134-12	1.259	3.249	3.240	0.995477387	0.5	50	100
L71134-13	1.258	3.485	3.458	0.987876066	0.5	50	101
L71134-14	1.257	3.205	3.183	0.988706366	0.5	50	101
L71134-15	1.259	3.437	3.409	0.987144169	0.5	50	101
L71134-16	1.261	3.429	3.410	0.991236162	0.5	50	101
L71134-17	1.252	2.805	2.785	0.9871217	0.5	50	101
				#DIV/0!	0.5	50	#DIV/0!
				#DIV/0!	0.5	50	#DIV/0!
				#DIV/0!			#DIV/0!
				#DIV/0!			#VALUE!
				#DIV/0!			#VALUE!

FRMSO008.02.06.02

ACZ Laboratories, Inc.
2773 Downhill Drive
Steamboat Spgs, CO 80487

AIR DRIED SOLIDS

WG# : WG 250513

Analyst: BJL
Date: 8/24
Time In: 9AM
Time Out: 4PM

Sample #	Air Dried Solids						
	Pan wt	pan & sx wt	dried pan & sx	air dried solid	sample wt.	extract volume	dilution
BLANK				#DIV/0!	0.5	50	#DIV/0!
L71133-1	1.262	3.226	3.194	#DIV/0!	0.5	50	#DIV/0!
L71134-1	1.259	2.653	2.639	#DIV/0!	0.5	50	#DIV/0!
-2	1.258	2.848	2.832	#DIV/0!	0.5	50	#DIV/0!
-3	1.256	2.487	2.473	#DIV/0!	0.5	50	#DIV/0!
-4	1.255	3.124	3.102	#DIV/0!	0.5	50	#DIV/0!
-5	1.256	2.639	2.631	#DIV/0!	0.5	50	#DIV/0!
-6	1.258	3.028	3.019	#DIV/0!	0.5	50	#DIV/0!
-7	1.258	3.227	3.213	#DIV/0!	0.5	50	#DIV/0!
-8	1.256	2.826	2.809	#DIV/0!	0.5	50	#DIV/0!
-9	1.254	2.650	2.635	#DIV/0!	0.5	50	#DIV/0!
-10	1.263	3.191	3.169	#DIV/0!	0.5	50	#DIV/0!
-11	1.263	3.097	3.078	#DIV/0!	0.5	50	#DIV/0!
-12	1.259	3.249	3.240	#DIV/0!	0.5	50	#DIV/0!
-13	1.258	3.485	3.458	#DIV/0!	0.5	50	#DIV/0!
-14	1.257	3.205	3.183	#DIV/0!	0.5	50	#DIV/0!
-15	1.259	3.437	3.409	#DIV/0!	0.5	50	#DIV/0!
-16	1.261	3.429	3.410	#DIV/0!	0.5	50	#DIV/0!
-17	1.252	2.805	2.785	#DIV/0!	0.5	50	#DIV/0!
				#DIV/0!	0.5	50	#DIV/0!
				#DIV/0!	0.5	50	#DIV/0!
				#DIV/0!			#DIV/0!
				#DIV/0!			#VALUE!
				#DIV/0!			#VALUE!

FRMSO008.02.06.02

3050 ICP ICPMS

QC List Type: I-X-3050
QCListMatClass: SOLID
Bench Sheet List: I-X-3050
QC Ref: SP-3050MSICP
Group ID: SP-G-3050-MSICP
Method Ref: M3050B
SOP Ref: SOPSO28/SO

WG250513

ACZ Laboratories, Inc

Instrument ID: SOILSPREP
Analyst: BJR
ACZ Dept: 20
Create Date: 8/23/2008 4:29:45 PM
Start Date/Time: 8/24/08 7:30AM
End Date/Time: 8/24/08 4:30PM

SEQ	ACZ ID	Client ID	SubSX	Pri	Analysis Date	Sample Weight (g)	HNO3 (mL)	H2O2 (mL)	HCl (mL)	Soil Extract Volume (mL)	SCN Volume (mL)	Dilution	Comments
1	WG250513PBS	NONE				0	75	5	5	50		1	100
2	WG250513LCSS	PCN30289				0.500						1	
3	WG250513LCSSD	PCN30289										1	
4	L71133-01	VN OF HOPE COMF	<2000									1	100
5	L71134-01	RP-JS-02-0-1										1	101
6	L71134-02	RP-JS-02-1-3										1	101
7	L71134-03	RP-JS-02-1-3D										1	101
8	L71134-04	RP-JS-02-5-7										1	101
9	L71134-05	RP-JS-02-10-12										1	101
10	L71134-06	RP-JS-02-15-17										1	101
11	L71134-07	RP-JS-01-0-1										1	101
12	L71134-08	RP-JS-01-1-3										1	101
13	L71134-09	RP-JS-01-1-3D										1	101
14	L71134-10	RP-JS-01-5-7										1	101
15	L71134-11	RP-JS-01-10-12										1	101
16	L71134-12	RP-JS-01-15-17										1	~~101~~ 100 BJR 8/24/08
17	L71134-13	EM-JS-08-0-1										1	101
18	L71134-14	EM-JS-08-1-3										1	
19	L71134-15	EM-JS-08-1-3D										1	
20	L71134-16	EM-JS-08-5-7										1	
21	L71134-16MS	II080811-3									0.250	1	
22	L71134-16MSD	II080811-3										1	
23	L71134-17	EM-JS-08-10-12										1	
24	L71134-17MS	MS080707-3									0.250	1	

Report Comments:

AREV: Initials, Date

Internal Comments

SREV: Initials, Date

82908

3050 ICP ICPMS

WG250513

ACZ Laboratories, Inc

QC List Type: I-X-3050
QCListMatClass: SOLID
Bench Sheet List: I-X-3050
QC Ref: SP-3050MSICP
Group ID: SP-G-3050-MSICP
Method Ref: M3050B
SOP Ref: SOPSO28/SO

Instrument ID: SOILSPREP
Analyst:
ACZ Dept: 20
Create Date: 8/23/2008 4:29:45 PM
Start Date/Time:
End Date/Time:

SE Q	ACZ ID	Client ID	SubSX	Pri	Analysis Date	Sample Weight (g)	HNO3 (mL)	H2O2 (mL)	HCl (mL)	Soil Extract Volume (mL)	SCN Volume (mL)	Dilution	Comments
25	L71134-17MSD	MS080707-3	6.2			0.500	7.5	5	5	50	0.250	1	

Sample	Login Comments
L71133-01	BAG OF SOIL
L71134-01	SJ(2) INORG WALKIN
L71134-02	SJ(2) INORG WALKIN
L71134-03	SJ(2) INORG WALKIN
L71134-04	SJ(2) INORG WALKIN
L71134-05	SJ(2) INORG WALKIN
L71134-06	SJ(2) INORG WALKIN
L71134-07	SJ(2) INORG WALKIN
L71134-08	SJ(2) INORG WALKIN
L71134-09	SJ(2) INORG WALKIN
L71134-10	SJ(2) INORG WALKIN
L71134-11	SJ(2) INORG WALKIN
L71134-12	SJ(2) INORG WALKIN
L71134-13	SJ(2) INORG WALKIN
L71134-14	SJ(2) INORG WALKIN
L71134-15	SJ(2) INORG WALKIN
L71134-16	SJ(2) INORG WALKIN
L71134-16MS	ICP Spike
L71134-16MSD	ICP Spike
L71134-17	SJ(2) INORG WALKIN
L71134-17MS	ICPMS Spike
L71134-17MSD	ICPMS Spike

Report Comments:

AREV:
Initials, Date

internal Comments

SREV:
Initials, Date

82908

Percent Solids

WG250193

ACZ Laboratories, Inc

QC List Type: QC-MST-PCNT
QCListMatClass: SOLID
Bench Sheet List: I-MST-PCNT
QC Ref: PBS-DUP
Group ID: SA-G-PCNT-SOLID
Method Ref: USDA
SOP Ref: SOPSO026

Instrument ID: SOILS
Analyst: bjl
ACZ Dept: 25
Create Date: 8/18/2008 4:58:25 PM
Start Date/Time: 8/18/2008 5:00:00 PM
End Date/Time: 8/20/2008 8:15:00 AM

SEQ	ACZ ID	Client ID	SubSX	Pri	Analysis Date	Pan Weight (g)	Pan And Sample Weight (g)	Dried Sample And Pan Weight (g)	Percent Solid (%)	Percent Moisture (%)	Comments
1	WG250193PBS	NONE	-		08/18/08 17:00	1.256	6.576	1.257	.02	99.98	
2	L71134-01	RP-JS-02-0-1	as rec		08/18/08 19:10	1.256	5.167	4.905	93.30	6.70	
3	L71134-02	RP-JS-02-1-3	as rec		08/18/08 21:21	1.254	4.31	3.936	87.76	12.24	
4	L71134-02DUP	NONE	as rec		08/18/08 23:32	1.257	4.681	4.288	88.52	11.48	
5	L71134-03	RP-JS-02-1-3D	as rec		08/19/08 1:43	1.257	4.243	3.847	86.74	13.26	
6	L71134-04	RP-JS-02-5-7	as rec		08/19/08 3:54	1.253	5.026	4.508	86.27	13.73	
7	L71134-05	RP-JS-02-10-12	as rec		08/19/08 6:05	1.251	4.836	4.42	88.40	11.60	
8	L71134-06	RP-JS-02-15-17	as rec		08/19/08 8:15	1.26	7.569	6.511	83.23	16.77	
9	L71134-07	RP-JS-01-0-1	as rec		08/19/08 10:26	1.255	5.698	5.306	91.18	8.82	
10	L71134-08	RP-JS-01-1-3	as rec		08/19/08 12:37	1.258	5.248	4.761	87.79	12.21	
11	L71134-09	RP-JS-01-1-3D	as rec		08/19/08 14:48	1.259	4.152	3.838	89.15	10.85	
12	L71134-10	RP-JS-01-5-7	as rec		08/19/08 16:59	1.259	4.813	4.488	90.86	9.14	
13	L71134-11	RP-JS-01-10-12	as rec		08/19/08 19:10	1.259	5.31	4.733	85.76	14.24	
14	L71134-12	RP-JS-01-15-17	as rec		08/19/08 21:20	1.259	4.786	4.2	83.39	16.61	
15	L71134-13	EM-JS-08-0-1	as rec		08/19/08 23:31	1.256	5.479	5.22	93.87	6.13	
16	L71134-14	EM-JS-08-1-3	as rec		08/20/08 1:42	1.257	5.839	5.45	91.51	8.49	
17	L71134-15	EM-JS-08-1-3D	as rec		08/20/08 3:53	1.259	5.322	4.973	91.41	8.59	
18	L71134-16	EM-JS-08-5-7	as rec		08/20/08 6:04	1.258	5.361	4.907	88.93	11.07	
19	L71134-17	EM-JS-08-10-12	as rec		08/20/08 8:15	1.253	5.337	4.933	90.11	9.89	

Report Comments:

Internal Comments

AREV: BJL 8/20/08
Initials, Date

SREV: LWT 8-20-08
Initials, Date

82908

DR 8-21-08

Percent Solids

WG250193

ACZ Laboratories, Inc

QC List Type: QC-MST-PCNT
QCListMatClass: SOLID
Bench Sheet List: I-MST-PCNT
QC Ref: PBS-DUP
Group ID: SA-G-PCNT-SOLID
Method Ref: USDA
SOP Ref: SOPSO026

Instrument ID: SOILS
Analyst: bjl
ACZ Dept: 25
Create Date: 8/18/2008 4:58:25 PM
Start Date/Time: 8/18/2008 5:00:00 PM
End Date/Time: 8/20/2008 8:15:00 AM

Sample	Login Comments
L71134-01	SJ(2) INORG WALKIN
L71134-02	SJ(2) INORG WALKIN
L71134-03	SJ(2) INORG WALKIN
L71134-04	SJ(2) INORG WALKIN
L71134-05	SJ(2) INORG WALKIN
L71134-06	SJ(2) INORG WALKIN
L71134-07	SJ(2) INORG WALKIN
L71134-08	SJ(2) INORG WALKIN
L71134-09	SJ(2) INORG WALKIN
L71134-10	SJ(2) INORG WALKIN
L71134-11	SJ(2) INORG WALKIN
L71134-12	SJ(2) INORG WALKIN
L71134-13	SJ(2) INORG WALKIN
L71134-14	SJ(2) INORG WALKIN
L71134-15	SJ(2) INORG WALKIN
L71134-16	SJ(2) INORG WALKIN
L71134-17	SJ(2) INORG WALKIN

Report Comments:

AREV:
Initials, Date

Internal Comments

SREV:
Initials, Date

82908

ACZ Laboratories, Inc.
Geochemistry Department
Data Review and Reagents

Data Reviewer: BJZ
Date: 8/20/08

Approved: LWT
Date: 8-20-08

Analyst: BJZ

Workgroup: WG250193

Analysis Date: 8/18/08 - 8/20/08

Sample type used: soil

Extraction / Digestion / Analysis / Prep / Calc:

	Yes	No	N/A
1. Is the raw data checked to the computer printout for transcription errors?	X		
2. Is the %solid or TS attached for dilution factors?			X
3. Were proper volumes of reagents used per final volume?			X
4. Was the proper sub-sample used (as received, <2000, <500, <250, dry)?	X		
5.Were the dilution factor calculation checked (final volume, weight, %solid)?			X
6. Did the RPD pass?	X		
7. Does all the spike information correlate with each other?			X
8. Is the appropriate spike in the computer-designated line?			X
9. Are all errors properly corrected (single-line crossout, dated & initialed)?	X		
10. Is the standard/reagent information complete and current?			X
FOR SREV: QA/QC approval for initial training or 2 sets of initials for WG & LIMS?			

Standard/Reagent	PCN/SCN	Expiration Date

Comments:

FRMSO010.05.07.06

ACZ Laboratories, Inc.
2773 Downhill Drive Steamboat Springs, CO 80487 (800) 334-5493

Workgroup Review and Approval

WG250193

Date Reported: 20-Aug-08
Run ID: R625200
Date Analyzed: 18-Aug-08
ICAL Workgroup:
Instrument ID: SOILS

WG250193PBS

Tag: Measured: 8/18/2008 5:00:00 PM

Status	Parm_Stored	Type	Value	Dil	Qual	Units	Appv	MDL	RDL	Text Value	Ext Qual
SREV	PERCENT MOISTURE	FOUND	99.98	1		%	++	0.1	0.5		
SREV	PERCENT SOLID	FOUND		1	U	%	++	0.1	0.5		

L71134-01

Tag: Measured: 8/18/2008 7:10:50 PM

Status	Parm_Stored	Type	Value	Dil	Qual	Units	Appv	MDL	RDL	Text Value	Ext Qual
NEED	DRIED SAMPLE AND PAN WEIGHT	PREP	4.905	1		g	++				TB
NEED	PAN AND SAMPLE WEIGHT	PREP	5.167	1		g	++				TB
NEED	PAN WEIGHT	PREP	1.256	1		g	++				TB
NEED	PERCENT MOISTURE	REG	6.7	1		%	++	0.1	0.5		TB
SREV	PERCENT SOLID	NT-SOLID	93.3	1		%	++	0.1	0.5		TB

L71134-02

Tag: Measured: 8/18/2008 9:21:40 PM

Status	Parm_Stored	Type	Value	Dil	Qual	Units	Appv	MDL	RDL	Text Value	Ext Qual
NEED	DRIED SAMPLE AND PAN WEIGHT	PREP	3.936	1		g	++				TB
NEED	PAN AND SAMPLE WEIGHT	PREP	4.31	1		g	++				TB
NEED	PAN WEIGHT	PREP	1.254	1		g	++				TB
NEED	PERCENT MOISTURE	REG	12.2	1		%	++	0.1	0.5		TB
SREV	PERCENT SOLID	NT-SOLID	87.8	1		%	++	0.1	0.5		TB

L71134-02DUP

Tag: Measured: 8/18/2008 11:32:30 PM

Status	Parm_Stored	Type	Value	Dil	Qual	Units	Appv	MDL	RDL	Text Value	Ext Qual
SREV	PERCENT MOISTURE	FOUND	11.48	1		%	++	0.1	0.5		
SREV	PERCENT MOISTURE	RPD	6.1	1		%	++	0.1	0.5		
SREV	PERCENT SOLID	FOUND	88.52	1		%	++	0.1	0.5		
SREV	PERCENT SOLID	RPD	0.8	1		%	++	0.1	0.5		

L71134-03

Tag: Measured: 8/19/2008 1:43:20 AM

Status	Parm_Stored	Type	Value	Dil	Qual	Units	Appv	MDL	RDL	Text Value	Ext Qual
NEED	DRIED SAMPLE AND PAN WEIGHT	PREP	3.847	1		g	++				TB
NEED	PAN AND SAMPLE WEIGHT	PREP	4.243	1		g	++				TB
NEED	PAN WEIGHT	PREP	1.257	1		g	++				TB
NEED	PERCENT MOISTURE	REG	13.3	1		%	++	0.1	0.5		TB
SREV	PERCENT SOLID	NT-SOLID	86.7	1		%	++	0.1	0.5		TB

L71134-04

Tag: Measured: 8/19/2008 3:54:10 AM

Status	Parm_Stored	Type	Value	Dil	Qual	Units	Appv	MDL	RDL	Text Value	Ext Qual
NEED	DRIED SAMPLE AND PAN WEIGHT	PREP	4.508	1		g	++				TB
NEED	PAN AND SAMPLE WEIGHT	PREP	5.026	1		g	++				TB
NEED	PAN WEIGHT	PREP	1.253	1		g	++				TB
NEED	PERCENT MOISTURE	REG	13.7	1		%	++	0.1	0.5		TB
SREV	PERCENT SOLID	NT-SOLID	86.3	1		%	++	0.1	0.5		TB

L71134-05

Tag: Measured: 8/19/2008 6:05:00 AM

Status	Parm_Stored	Type	Value	Dil	Qual	Units	Appv	MDL	RDL	Text Value	Ext Qual
NEED	DRIED SAMPLE AND PAN WEIGHT	PREP	4.42	1		g	++				TB
NEED	PAN AND SAMPLE WEIGHT	PREP	4.836	1		g	++				TB
NEED	PAN WEIGHT	PREP	1.251	1		g	++				TB
NEED	PERCENT MOISTURE	REG	11.6	1		%	++	0.1	0.5		TB
SREV	PERCENT SOLID	NT-SOLID	88.4	1		%	++	0.1	0.5		TB

L71134-06

Tag: Measured: 8/19/2008 8:15:50 AM

Status	Parm_Stored	Type	Value	Dil	Qual	Units	Appv	MDL	RDL	Text Value	Ext Qual
NEED	DRIED SAMPLE AND PAN WEIGHT	PREP	6.511	1		g	++				TB
NEED	PAN AND SAMPLE WEIGHT	PREP	7.569	1		g	++				TB
NEED	PAN WEIGHT	PREP	1.26	1		g	++				TB
NEED	PERCENT MOISTURE	REG	16.8	1		%	++	0.1	0.5		TB
SREV	PERCENT SOLID	NT-SOLID	83.2	1		%	++	0.1	0.5		TB

L71134-07

Tag: Measured: 8/19/2008 10:26:40 AM

Status	Parm_Stored	Type	Value	Dil	Qual	Units	Appv	MDL	RDL	Text Value	Ext Qual
NEED	DRIED SAMPLE AND PAN WEIGHT	PREP	5.306	1		g	++				TB
NEED	PAN AND SAMPLE WEIGHT	PREP	5.698	1		g	++				TB
NEED	PAN WEIGHT	PREP	1.255	1		g	++				TB
NEED	PERCENT MOISTURE	REG	8.8	1		%	++	0.1	0.5		TB
SREV	PERCENT SOLID	NT-SOLID	91.2	1		%	++	0.1	0.5		TB

L71134-08

Tag: Measured: 8/19/2008 12:37:30 PM

Status	Parm_Stored	Type	Value	Dil	Qual	Units	Appv	MDL	RDL	Text Value	Ext Qual
NEED	DRIED SAMPLE AND PAN WEIGHT	PREP	4.761	1		g	++				TB
NEED	PAN AND SAMPLE WEIGHT	PREP	5.248	1		g	++				TB
NEED	PAN WEIGHT	PREP	1.258	1		g	++				TB
NEED	PERCENT MOISTURE	REG	12.2	1		%	++	0.1	0.5		TB
SREV	PERCENT SOLID	NT-SOLID	87.8	1		%	++	0.1	0.5		TB

L71134-09

Tag: Measured: 8/19/2008 2:48:20 PM

Status	Parm_Stored	Type	Value	Dil	Qual	Units	Appv	MDL	RDL	Text Value	Ext Qual
NEED	DRIED SAMPLE AND PAN WEIGHT	PREP	3.838	1		g	++				TB
NEED	PAN AND SAMPLE WEIGHT	PREP	4.152	1		g	++				TB
NEED	PAN WEIGHT	PREP	1.259	1		g	++				TB
NEED	PERCENT MOISTURE	REG	10.9	1		%	++	0.1	0.5		TB
SREV	PERCENT SOLID	NT-SOLID	89.2	1		%	++	0.1	0.5		TB

L71134-10

Tag: Measured: 8/19/2008 4:59:10 PM

Status	Parm_Stored	Type	Value	Dil	Qual	Units	Appv	MDL	RDL	Text Value	Ext Qual
NEED	DRIED SAMPLE AND PAN WEIGHT	PREP	4.488	1		g	++				TB
NEED	PAN AND SAMPLE WEIGHT	PREP	4.813	1		g	++				TB
NEED	PAN WEIGHT	PREP	1.259	1		g	++				TB
NEED	PERCENT MOISTURE	REG	9.1	1		%	++	0.1	0.5		TB
SREV	PERCENT SOLID	NT-SOLID	90.9	1		%	++	0.1	0.5		TB

L71134-11

Tag: Measured: 8/19/2008 7:10:00 PM

Status	Parm_Stored	Type	Value	Dil	Qual	Units	Appv	MDL	RDL	Text Value	Ext Qual
NEED	DRIED SAMPLE AND PAN WEIGHT	PREP	4.733	1		g	++				TB
NEED	PAN AND SAMPLE WEIGHT	PREP	5.31	1		g	++				TB
NEED	PAN WEIGHT	PREP	1.259	1		g	++				TB
NEED	PERCENT MOISTURE	REG	14.2	1		%	++	0.1	0.5		TB
SREV	PERCENT SOLID	NT-SOLID	85.8	1		%	++	0.1	0.5		TB

L71134-12

Tag: Measured: 8/19/2008 9:20:50 PM

Status	Parm_Stored	Type	Value	Dil	Qual	Units	Appv	MDL	RDL	Text Value	Ext Qual
NEED	DRIED SAMPLE AND PAN WEIGHT	PREP	4.2	1		g	++				TB
NEED	PAN AND SAMPLE WEIGHT	PREP	4.786	1		g	++				TB
NEED	PAN WEIGHT	PREP	1.259	1		g	++				TB
NEED	PERCENT MOISTURE	REG	16.6	1		%	++	0.1	0.5		TB
SREV	PERCENT SOLID	NT-SOLID	83.4	1		%	++	0.1	0.5		TB

L71134-13

Tag: Measured: 8/19/2008 11:31:40 PM

Status	Parm_Stored	Type	Value	Dil	Qual	Units	Appv	MDL	RDL	Text Value	Ext Qual
NEED	DRIED SAMPLE AND PAN WEIGHT	PREP	5.22	1		g	++				TB
NEED	PAN AND SAMPLE WEIGHT	PREP	5.479	1		g	++				TB
NEED	PAN WEIGHT	PREP	1.256	1		g	++				TB
NEED	PERCENT MOISTURE	REG	6.1	1		%	++	0.1	0.5		TB
SREV	PERCENT SOLID	NT-SOLID	93.9	1		%	++	0.1	0.5		TB

L71134-14

Tag: Measured: 8/20/2008 1:42:30 AM

Status	Parm_Stored	Type	Value	Dil	Qual	Units	Appv	MDL	RDL	Text Value	Ext Qual
NEED	DRIED SAMPLE AND PAN WEIGHT	PREP	5.45	1		g	++				TB
NEED	PAN AND SAMPLE WEIGHT	PREP	5.839	1		g	++				TB
NEED	PAN WEIGHT	PREP	1.257	1		g	++				TB
NEED	PERCENT MOISTURE	REG	8.5	1		%	++	0.1	0.5		TB
SREV	PERCENT SOLID	NT-SOLID	91.5	1		%	++	0.1	0.5		TB

L71134-15

Tag: Measured: 8/20/2008 3:53:20 AM

Status	Parm_Stored	Type	Value	Dil	Qual	Units	Appv	MDL	RDL	Text Value	Ext Qual
NEED	DRIED SAMPLE AND PAN WEIGHT	PREP	4.973	1		g	++				TB
NEED	PAN AND SAMPLE WEIGHT	PREP	5.322	1		g	++				TB
NEED	PAN WEIGHT	PREP	1.259	1		g	++				TB
NEED	PERCENT MOISTURE	REG	8.6	1		%	++	0.1	0.5		TB
SREV	PERCENT SOLID	NT-SOLID	91.4	1		%	++	0.1	0.5		TB

L71134-16

Tag: Measured: 8/20/2008 6:04:10 AM

Status	Parm_Stored	Type	Value	Dil	Qual	Units	Appv	MDL	RDL	Text Value	Ext Qual
NEED	DRIED SAMPLE AND PAN WEIGHT	PREP	4.907	1		g	++				TB
NEED	PAN AND SAMPLE WEIGHT	PREP	5.361	1		g	++				TB
NEED	PAN WEIGHT	PREP	1.258	1		g	++				TB
NEED	PERCENT MOISTURE	REG	11.1	1		%	++	0.1	0.5		TB
SREV	PERCENT SOLID	NT-SOLID	88.9	1		%	++	0.1	0.5		TB

L71134-17

Tag: Measured: 8/20/2008 8:15:00 AM

Status	Parm_Stored	Type	Value	Dil	Qual	Units	Appv	MDL	RDL	Text Value	Ext Qual
NEED	DRIED SAMPLE AND PAN WEIGHT	PREP	4.933	1		g	++				TB
NEED	PAN AND SAMPLE WEIGHT	PREP	5.337	1		g	++				TB
NEED	PAN WEIGHT	PREP	1.253	1		g	++				TB
NEED	PERCENT MOISTURE	REG	9.9	1		%	++	0.1	0.5		TB
SREV	PERCENT SOLID	NT-SOLID	90.1	1		%	++	0.1	0.5		TB

Percent Solids

QC List Type: QC-MST-PCNT
QCListMatClass: SOLID
Bench Sheet List: I-MST-PCNT
QC Ref: PBS-DUP
Group ID: SA-G-PCNT-SOLID
Method Ref: USDA
SOP Ref: SOPSO026

WG250193

ACZ Laboratories, Inc

Instrument ID: SOILS
Analyst: BSZ
ACZ Dept: 25
Create Date: 8/18/2008 4:58:25 PM
Start Date/Time: 8/18/08 5PM
End Date/Time: 8/20/08 8:15AM

SEQ	ACZ ID	Client ID	SubSX	Pri	Analysis Date	Pan Weight (g)	Pan And Sample Weight (g)	Dried Sample And Pan Weight (g)	Percent Solid (%)	Percent Moisture (%)	Comments
1	WG250193PBS	NONE	—			1.256	6.576	1.257			
2	L71134-01	RP-JS-02-0-1	as rec			1.256	5.167	4.905			
3	L71134-02	RP-JS-02-1-3				1.254	4.310	3.936			
4	L71134-02DUP	NONE				1.257	4.681	4.288			
5	L71134-03	RP-JS-02-1-3D				1.257	4.243	3.847			
6	L71134-04	RP-JS-02-5-7				1.253	5.026	4.508			
7	L71134-05	RP-JS-02-10-12				1.251	4.836	4.420			
8	L71134-06	RP-JS-02-15-17				1.260	7.569	6.511			
9	L71134-07	RP-JS-01-0-1				1.255	5.698	5.306			
10	L71134-08	RP-JS-01-1-3				1.258	5.248	4.761			
11	L71134-09	RP-JS-01-1-3D				1.259	4.152	3.838			
12	L71134-10	RP-JS-01-5-7				1.259	4.813	4.488			
13	L71134-11	RP-JS-01-10-12				1.259	5.310	4.733			
14	L71134-12	RP-JS-01-15-17				1.259	4.786	4.200			
15	L71134-13	EM-JS-08-0-1				1.256	5.479	5.220			
16	L71134-14	EM-JS-08-1-3				1.257	5.839	5.450			
17	L71134-15	EM-JS-08-1-3D				1.259	5.322	4.973			
18	L71134-16	EM-JS-08-5-7				1.258	5.361	4.907			
19	L71134-17	EM-JS-08-10-12				1.253	5.337	4.933			

Report Comments:

AREV: _____ Initials, Date

Internal Comments

SREV: _____ Initials, Date

82908

Percent Solids

QC List Type: QC-MST-PCNT
QCListMatClass: SOLID
Bench Sheet List: I-MST-PCNT
QC Ref: PBS-DUP
Group ID: SA-G-PCNT-SOLID
Method Ref: USDA
SOP Ref: SOPSO026

WG250193

ACZ Laboratories, Inc

Instrument ID: SOILS
Analyst:
ACZ Dept: 25
Create Date: 8/18/2008 4:58:25 PM
Start Date/Time:
End Date/Time:

Sample	Login Comments
L71134-01	SJ(2) INORG WALKIN
L71134-02	SJ(2) INORG WALKIN
L71134-03	SJ(2) INORG WALKIN
L71134-04	SJ(2) INORG WALKIN
L71134-05	SJ(2) INORG WALKIN
L71134-06	SJ(2) INORG WALKIN
L71134-07	SJ(2) INORG WALKIN
L71134-08	SJ(2) INORG WALKIN
L71134-09	SJ(2) INORG WALKIN
L71134-10	SJ(2) INORG WALKIN
L71134-11	SJ(2) INORG WALKIN
L71134-12	SJ(2) INORG WALKIN
L71134-13	SJ(2) INORG WALKIN
L71134-14	SJ(2) INORG WALKIN
L71134-15	SJ(2) INORG WALKIN
L71134-16	SJ(2) INORG WALKIN
L71134-17	SJ(2) INORG WALKIN

Report Comments:

Internal Comments

AREV:
Initials, Date

SREV:
Initials, Date

82908

Air Dry

WG250191

ACZ Laboratories, Inc

QC List Type: I-SP-AIRDRY
QCListMatClass: SOLID
Bench Sheet List: I-SP-AIRDRY
QC Ref: NOQC
Group ID: SP-G-DRY-AIR
Method Ref: No 1 1972
SOP Ref: SOPSO001

Instrument ID: SOILSPREP
Analyst: bjl
ACZ Dept: 20
Create Date: 8/18/2008 4:48:23 PM
Start Date/Time: 8/18/2008 5:00:00 PM
End Date/Time: 8/19/2008 1:00:00 PM

SEQ	ACZ ID	Client ID	SubSX	Pri	ASRECEIVED	Analysis Date	SP AirDry	Comments
1	L71134-01	RP-JS-02-0-1	as rec		SAVE SX	8/18/2008 5:00:00 PM	8/19/2008	
2	L71134-02	RP-JS-02-1-3	as rec		SAVE SX	8/18/2008 5:31:35 PM	8/19/2008	
3	L71134-03	RP-JS-02-1-3D	as rec		SAVE SX	8/18/2008 6:03:10 PM	8/19/2008	
4	L71134-04	RP-JS-02-5-7	as rec		SAVE SX	8/18/2008 6:34:45 PM	8/19/2008	
5	L71134-05	RP-JS-02-10-12	as rec		SAVE SX	8/18/2008 7:06:20 PM	8/19/2008	
6	L71134-06	RP-JS-02-15-17	as rec		SAVE SX	8/18/2008 7:37:55 PM	8/19/2008	
7	L71134-07	RP-JS-01-0-1	as rec		SAVE SX	8/18/2008 8:09:30 PM	8/19/2008	
8	L71134-08	RP-JS-01-1-3	as rec		SAVE SX	8/18/2008 8:41:05 PM	8/19/2008	
9	L71134-09	RP-JS-01-1-3D	as rec		SAVE SX	8/18/2008 9:12:40 PM	8/19/2008	
10	L71134-10	RP-JS-01-5-7	as rec		SAVE SX	8/18/2008 9:44:15 PM	8/19/2008	
11	L71134-11	RP-JS-01-10-12	as rec		SAVE SX	8/18/2008 10:15:50 PM	8/19/2008	
12	L71134-12	RP-JS-01-15-17	as rec		SAVE SX	8/18/2008 10:47:25 PM	8/19/2008	
13	L71134-13	EM-JS-08-0-1	as rec		SAVE SX	8/18/2008 11:19:00 PM	8/19/2008	
14	L71134-14	EM-JS-08-1-3	as rec		SAVE SX	8/18/2008 11:50:35 PM	8/19/2008	

Report Comments:

AREV: BR 8/19/08
Initials, Date

Internal Comments

SREV: LWT 8-20-08
Initials, Date

82908

OR 8.21.08

Air Dry

QC List Type: I-SP-AIRDRY
QCListMatClass: SOLID
Bench Sheet List: I-SP-AIRDRY
QC Ref: NOQC
Group ID: SP-G-DRY-AIR
Method Ref: No 1 1972
SOP Ref: SOPSO001

WG250191

ACZ Laboratories, Inc

Instrument ID: SOILSPREP
Analyst: bjl
ACZ Dept: 20
Create Date: 8/18/2008 4:48:23 PM
Start Date/Time: 8/18/2008 5:00:00 PM
End Date/Time: 8/19/2008 1:00:00 PM

SEQ	ACZ ID	Client ID	SubSX	Pri	ASRECEIVED	Analysis Date	SP AirDry	Comments
15	L71134-15	EM-JS-08-1-3D	as rec		SAVE SX	8/19/2008 12:22:10 AM	8/19/2008	
16	L71134-16	EM-JS-08-5-7	as rec		SAVE SX	8/19/2008 12:53:45 AM	8/19/2008	
17	L71134-17	EM-JS-08-10-12	as rec		SAVE SX	8/19/2008 1:25:20 AM	8/19/2008	
18	L71176-01	EM-JS-06-0-1	as rec		SAVE SX	8/19/2008 1:56:55 AM	8/19/2008	
19	L71176-02	EM-JS-06-1-3	as rec		SAVE SX	8/19/2008 2:28:30 AM	8/19/2008	
20	L71176-03	EM-JS-06-5-7	as rec		SAVE SX	8/19/2008 3:00:05 AM	8/19/2008	
21	L71176-04	EM-JS-06-10-11	as rec		SAVE SX	8/19/2008 3:31:40 AM	8/19/2008	
22	L71176-05	EM-JS-07-0-1	as rec		SAVE SX	8/19/2008 4:03:15 AM	8/19/2008	
23	L71176-06	EM-JS-07-1-3	as rec		SAVE SX	8/19/2008 4:34:50 AM	8/19/2008	
24	L71176-07	EM-JS-07-5-7	as rec		SAVE SX	8/19/2008 5:06:25 AM	8/19/2008	
25	L71176-08	EM-JS-07-10-12	as rec		SAVE SX	8/19/2008 5:38:00 AM	8/19/2008	
26	L71176-09	EM-JS-07-15-16	as rec		SAVE SX	8/19/2008 6:09:35 AM	8/19/2008	
27	L71206-01	T08/08(1-2)T01N	as rec		SAVE SX	8/19/2008 6:41:10 AM	8/19/2008	
28	**L71218-01**	SB-1 (0-1')	as rec	40		8/19/2008 7:12:45 AM	8/19/2008	

Report Comments:

AREV: _____
Initials, Date

Internal Comments

SREV: _____
Initials, Date

82908

Air Dry

WG250191

ACZ Laboratories, Inc

QC List Type: I-SP-AIRDRY
QCListMatClass: SOLID
Bench Sheet List: I-SP-AIRDRY
QC Ref: NOQC
Group ID: SP-G-DRY-AIR
Method Ref: No 1 1972
SOP Ref: SOPSO001

Instrument ID: SOILSPREP
Analyst: bjl
ACZ Dept: 20
Create Date: 8/18/2008 4:48:23 PM
Start Date/Time: 8/18/2008 5:00:00 PM
End Date/Time: 8/19/2008 1:00:00 PM

SEQ	ACZ ID	Client ID	SubSX	Pri	ASRECEIVED	Analysis Date	SP AirDry	Comments
29	L71218-02	SB-1 (1-2')	as rec	40		8/19/2008 7:44:20 AM	8/19/2008	
30	L71218-03	SB-1 (2-3')	as rec	40		8/19/2008 8:15:55 AM	8/19/2008	
31	L71218-04	SB-1 (3-4')	as rec	40		8/19/2008 8:47:30 AM	8/19/2008	
32	L71218-05	SB-2 (0-1')	as rec	40		8/19/2008 9:19:05 AM	8/19/2008	
33	L71218-06	SB-2 (1-2')	as rec	40		8/19/2008 9:50:40 AM	8/19/2008	
34	L71218-07	SB-2 (2-3')	as rec	40		8/19/2008 10:22:15 AM	8/19/2008	
35	L71218-08	SB-2 (3-4')	as rec	40		8/19/2008 10:53:50 AM	8/19/2008	
36	L71218-09	SB-3 (0-1')	as rec	40		8/19/2008 11:25:25 AM	8/19/2008	
37	L71218-10	SB-3 (1-2')	as rec	40		8/19/2008 11:57:00 AM	8/19/2008	
38	L71218-11	SB-3 (2-3')	as rec	40		8/19/2008 12:28:35 PM	8/19/2008	
39	L71218-12	SB-3 (3-4')	as rec	40		8/19/2008 1:00:10 PM	8/19/2008	

Report Comments:

AREV:
Initials, Date

Internal Comments

SREV:
Initials, Date

Air Dry

WG250191

ACZ Laboratories, Inc

QC List Type: I-SP-AIRDRY
QCListMatClass: SOLID
Bench Sheet List: I-SP-AIRDRY
QC Ref: NOQC
Group ID: SP-G-DRY-AIR
Method Ref: No 1 1972
SOP Ref: SOPSO001

Instrument ID: SOILSPREP
Analyst: bjl
ACZ Dept: 20
Create Date: 8/18/2008 4:48:23 PM
Start Date/Time: 8/18/2008 5:00:00 PM
End Date/Time: 8/19/2008 1:00:00 PM

Sample	Login Comments
L71134-01	SJ(2) INORG WALKIN
L71134-02	SJ(2) INORG WALKIN
L71134-03	SJ(2) INORG WALKIN
L71134-04	SJ(2) INORG WALKIN
L71134-05	SJ(2) INORG WALKIN
L71134-06	SJ(2) INORG WALKIN
L71134-07	SJ(2) INORG WALKIN
L71134-08	SJ(2) INORG WALKIN
L71134-09	SJ(2) INORG WALKIN
L71134-10	SJ(2) INORG WALKIN
L71134-11	SJ(2) INORG WALKIN
L71134-12	SJ(2) INORG WALKIN
L71134-13	SJ(2) INORG WALKIN
L71134-14	SJ(2) INORG WALKIN
L71134-15	SJ(2) INORG WALKIN
L71134-16	SJ(2) INORG WALKIN
L71134-17	SJ(2) INORG WALKIN
L71176-01	16OZ SJ(INORG WALKIN)
L71176-02	16OZ SJ(INORG WALKIN)
L71176-03	16OZ SJ(INORG WALKIN)
L71176-04	16OZ SJ(INORG WALKIN)
L71176-05	16OZ SJ(INORG WALKIN)
L71176-06	16OZ SJ(INORG WALKIN)
L71176-07	16OZ SJ(INORG WALKIN)
L71176-08	16OZ SJ(INORG WALKIN)
L71176-09	16OZ SJ(INORG WALKIN)
L71206-01	SLUDGEX6(COMP)(SLUDGE FRIDGE)
L71218-01	SOIL IN INORG WALKIN
L71218-02	SOIL IN INORG WALKIN
L71218-03	SOIL IN INORG WALKIN
L71218-04	SOIL IN INORG WALKIN
L71218-05	SOIL IN INORG WALKIN
L71218-06	SOIL IN INORG WALKIN
L71218-07	SOIL IN INORG WALKIN
L71218-08	SOIL IN INORG WALKIN

Report Comments:

Internal Comments

AREV:
Initials, Date

SREV:
Initials, Date

82908

Air Dry

WG250191

ACZ Laboratories, Inc

QC List Type: I-SP-AIRDRY
QCListMatClass: SOLID
Bench Sheet List: I-SP-AIRDRY
QC Ref: NOQC
Group ID: SP-G-DRY-AIR
Method Ref: No 1 1972
SOP Ref: SOPSO001

Instrument ID: SOILSPREP
Analyst: bjl
ACZ Dept: 20
Create Date: 8/18/2008 4:48:23 PM
Start Date/Time: 8/18/2008 5:00:00 PM
End Date/Time: 8/19/2008 1:00:00 PM

L71218-09	SOIL IN INORG WALKIN
L71218-10	SOIL IN INORG WALKIN
L71218-11	SOIL IN INORG WALKIN
L71218-12	SOIL IN INORG WALKIN

Report Comments:

AREV:
Initials, Date

Internal Comments

SREV:
Initials, Date

82908

ACZ Laboratories, Inc.
Geochemistry Department
Data Review and Reagents

Data Reviewer: BJL
Date: 8/19/08

Approved: LWT
Date: 8-20-08

Analyst: BJL

Workgroup: WG250191

Analysis Date: 8/19/08

Sample type used: soil

Extraction / Digestion / Analysis (Prep) / Calc:

	Yes	No	N/A
1. Is the raw data checked to the computer printout for transcription errors?	X		
2. Is the %solid or TS attached for dilution factors?			X
3. Were proper volumes of reagents used per final volume?			X
4. Was the proper sub-sample used (as received, <2000, <500, <250, dry)?	X		
5.Were the dilution factor calculation checked (final volume, weight, %solid)?			X
6. Did the RPD pass?			X
7. Does all the spike information correlate with each other?			X
8. Is the appropriate spike in the computer-designated line?			X
9. Are all errors properly corrected (single-line crossout, dated & initialed)?	X		
10. Is the standard/reagent information complete and current?			X
FOR SREV: QA/QC approval for initial training or 2 sets of initials for WG & LIMS?			

Standard/Reagent	PCN/SCN	Expiration Date

Comments:

FRMSO010.05.07.06

ACZ Laboratories, Inc.
2773 Downhill Drive Steamboat Springs, CO 80487 (800) 334-5493

Workgroup Review and Approval

WG250191

Date Reported: 20-Aug-08
Run ID: R625071
Date Analyzed: 18-Aug-08
ICAL Workgroup:
Instrument ID: SOILSPREP

L71134-01 Tag: Measured: 8/18/2008 5:00:00 PM

Status	Parm_Stored	Type	Value	Dil	Qual	Units	Appv	MDL	RDL	Text Value	Ext Qual
SREV	SP AIRDRY	DRY-AIR		1			NEED				TA

L71134-02 Tag: Measured: 8/18/2008 5:31:35 PM

Status	Parm_Stored	Type	Value	Dil	Qual	Units	Appv	MDL	RDL	Text Value	Ext Qual
SREV	SP AIRDRY	DRY-AIR		1			NEED				TA

L71134-03 Tag: Measured: 8/18/2008 6:03:10 PM

Status	Parm_Stored	Type	Value	Dil	Qual	Units	Appv	MDL	RDL	Text Value	Ext Qual
SREV	SP AIRDRY	DRY-AIR		1			NEED				TA

L71134-04 Tag: Measured: 8/18/2008 6:34:45 PM

Status	Parm_Stored	Type	Value	Dil	Qual	Units	Appv	MDL	RDL	Text Value	Ext Qual
SREV	SP AIRDRY	DRY-AIR		1			NEED				TA

L71134-05 Tag: Measured: 8/18/2008 7:06:20 PM

Status	Parm_Stored	Type	Value	Dil	Qual	Units	Appv	MDL	RDL	Text Value	Ext Qual
SREV	SP AIRDRY	DRY-AIR		1			NEED				TA

L71134-06 Tag: Measured: 8/18/2008 7:37:55 PM

Status	Parm_Stored	Type	Value	Dil	Qual	Units	Appv	MDL	RDL	Text Value	Ext Qual
SREV	SP AIRDRY	DRY-AIR		1			NEED				TA

L71134-07 Tag: Measured: 8/18/2008 8:09:30 PM

Status	Parm_Stored	Type	Value	Dil	Qual	Units	Appv	MDL	RDL	Text Value	Ext Qual
SREV	SP AIRDRY	DRY-AIR		1			NEED				TA

L71134-08 Tag: Measured: 8/18/2008 8:41:05 PM

Status	Parm_Stored	Type	Value	Dil	Qual	Units	Appv	MDL	RDL	Text Value	Ext Qual
SREV	SP AIRDRY	DRY-AIR		1			NEED				TA

L71134-09 Tag: Measured: 8/18/2008 9:12:40 PM

Status	Parm_Stored	Type	Value	Dil	Qual	Units	Appv	MDL	RDL	Text Value	Ext Qual
SREV	SP AIRDRY	DRY-AIR		1			NEED				TA

L71134-10 Tag: Measured: 8/18/2008 9:44:15 PM

Status	Parm_Stored	Type	Value	Dil	Qual	Units	Appv	MDL	RDL	Text Value	Ext Qual
SREV	SP AIRDRY	DRY-AIR		1			NEED				TA

L71134-11 Tag: Measured: 8/18/2008 10:15:50 PM

Status	Parm_Stored	Type	Value	Dil	Qual	Units	Appv	MDL	RDL	Text Value	Ext Qual
SREV	SP AIRDRY	DRY-AIR		1			NEED				TA

L71134-12 Tag: Measured: 8/18/2008 10:47:25 PM

Status	Parm_Stored	Type	Value	Dil	Qual	Units	Appv	MDL	RDL	Text Value	Ext Qual
SREV	SP AIRDRY	DRY-AIR		1			NEED				TA

L71134-13 Tag: Measured: 8/18/2008 11:19:00 PM

Status	Parm_Stored	Type	Value	Dil	Qual	Units	Appv	MDL	RDL	Text Value	Ext Qual
SREV	SP AIRDRY	DRY-AIR		1			NEED				TA

L71134-14 Tag: Measured: 8/18/2008 11:50:35 PM

Status	Parm_Stored	Type	Value	Dil	Qual	Units	Appv	MDL	RDL	Text Value	Ext Qual
SREV	SP AIRDRY	DRY-AIR		1			NEED				TA

L71134-15 Tag: Measured: 8/19/2008 12:22:10 AM

Status	Parm_Stored	Type	Value	Dil	Qual	Units	Appv	MDL	RDL	Text Value	Ext Qual
SREV	SP AIRDRY	DRY-AIR		1			NEED				TA

L71134-16 Tag: Measured: 8/19/2008 12:53:45 AM

Status	Parm_Stored	Type	Value	Dil	Qual	Units	Appv	MDL	RDL	Text Value	Ext Qual
SREV	SP AIRDRY	DRY-AIR		1			NEED				TA

L71134-17 Tag: Measured: 8/19/2008 1:25:20 AM

Status	Parm_Stored	Type	Value	Dil	Qual	Units	Appv	MDL	RDL	Text Value	Ext Qual
SREV	SP AIRDRY	DRY-AIR		1			NEED				TA

L71176-01 Tag: Measured: 8/19/2008 1:56:55 AM

Status	Parm_Stored	Type	Value	Dil	Qual	Units	Appv	MDL	RDL	Text Value	Ext Qual
SREV	SP AIRDRY	DRY-AIR		1			NEED				TA

L71176-02 Tag: Measured: 8/19/2008 2:28:30 AM

Status	Parm_Stored	Type	Value	Dil	Qual	Units	Appv	MDL	RDL	Text Value	Ext Qual
SREV	SP AIRDRY	DRY-AIR		1			NEED				TA

L71176-03 Tag: Measured: 8/19/2008 3:00:05 AM

Status	Parm_Stored	Type	Value	Dil	Qual	Units	Appv	MDL	RDL	Text Value	Ext Qual
SREV	SP AIRDRY	DRY-AIR		1			NEED				TA

L71176-04 Tag: Measured: 8/19/2008 3:31:40 AM

Status	Parm_Stored	Type	Value	Dil	Qual	Units	Appv	MDL	RDL	Text Value	Ext Qual
SREV	SP AIRDRY	DRY-AIR		1			NEED				TA

L71176-05 Tag: Measured: 8/19/2008 4:03:15 AM

Status	Parm_Stored	Type	Value	Dil	Qual	Units	Appv	MDL	RDL	Text Value	Ext Qual
SREV	SP AIRDRY	DRY-AIR		1			NEED				TA

L71176-06 Tag: Measured: 8/19/2008 4:34:50 AM

Status	Parm_Stored	Type	Value	Dil	Qual	Units	Appv	MDL	RDL	Text Value	Ext Qual
SREV	SP AIRDRY	DRY-AIR		1			NEED				TA

L71176-07 Tag: Measured: 8/19/2008 5:06:25 AM

Status	Parm_Stored	Type	Value	Dil	Qual	Units	Appv	MDL	RDL	Text Value	Ext Qual
SREV	SP AIRDRY	DRY-AIR		1			NEED				TA

L71176-08 Tag: Measured: 8/19/2008 5:38:00 AM

Status	Parm_Stored	Type	Value	Dil	Qual	Units	Appv	MDL	RDL	Text Value	Ext Qual
SREV	SP AIRDRY	DRY-AIR		1			NEED				TA

L71176-09 Tag: Measured: 8/19/2008 6:09:35 AM

Status	Parm_Stored	Type	Value	Dil	Qual	Units	Appv	MDL	RDL	Text Value	Ext Qual
SREV	SP AIRDRY	DRY-AIR		1			NEED				TA

L71206-01 Tag: Measured: 8/19/2008 6:41:10 AM

Status	Parm_Stored	Type	Value	Dil	Qual	Units	Appv	MDL	RDL	Text Value	Ext Qual
SREV	SP AIRDRY	DRY-AIR		1			NEED				

L71218-01 Tag: Measured: 8/19/2008 7:12:45 AM

Status	Parm_Stored	Type	Value	Dil	Qual	Units	Appv	MDL	RDL	Text Value	Ext Qual
SREV	SP AIRDRY	DRY-AIR		1			NEED				

L71218-02 Tag: Measured: 8/19/2008 7:44:20 AM

Status	Parm_Stored	Type	Value	Dil	Qual	Units	Appv	MDL	RDL	Text Value	Ext Qual
SREV	SP AIRDRY	DRY-AIR		1			NEED				

L71218-03 Tag: Measured: 8/19/2008 8:15:55 AM

Status	Parm_Stored	Type	Value	Dil	Qual	Units	Appv	MDL	RDL	Text Value	Ext Qual
SREV	SP AIRDRY	DRY-AIR		1			NEED				

L71218-04 Tag: Measured: 8/19/2008 8:47:30 AM

Status	Parm_Stored	Type	Value	Dil	Qual	Units	Appv	MDL	RDL	Text Value	Ext Qual
SREV	SP AIRDRY	DRY-AIR		1			NEED				

L71218-05 Tag: Measured: 8/19/2008 9:19:05 AM

Status	Parm_Stored	Type	Value	Dil	Qual	Units	Appv	MDL	RDL	Text Value	Ext Qual
SREV	SP AIRDRY	DRY-AIR		1			NEED				

L71218-06 Tag: Measured: 8/19/2008 9:50:40 AM

Status	Parm_Stored	Type	Value	Dil	Qual	Units	Appv	MDL	RDL	Text Value	Ext Qual
SREV	SP AIRDRY	DRY-AIR		1			NEED				

L71218-07 Tag: Measured: 8/19/2008 10:22:15 AM

Status	Parm_Stored	Type	Value	Dil	Qual	Units	Appv	MDL	RDL	Text Value	Ext Qual
SREV	SP AIRDRY	DRY-AIR		1			NEED				

L71218-08 Tag: Measured: 8/19/2008 10:53:50 AM

Status	Parm_Stored	Type	Value	Dil	Qual	Units	Appv	MDL	RDL	Text Value	Ext Qual
SREV	SP AIRDRY	DRY-AIR		1			NEED				

L71218-09 Tag: Measured: 8/19/2008 11:25:25 AM

Status	Parm_Stored	Type	Value	Dil	Qual	Units	Appv	MDL	RDL	Text Value	Ext Qual
SREV	SP AIRDRY	DRY-AIR		1			NEED				

L71218-10 Tag: Measured: 8/19/2008 11:57:00 AM

Status	Parm_Stored	Type	Value	Dil	Qual	Units	Appv	MDL	RDL	Text Value	Ext Qual
SREV	SP AIRDRY	DRY-AIR		1			NEED				

L71218-11 Tag: Measured: 8/19/2008 12:28:35 PM

Status	Parm_Stored	Type	Value	Dil	Qual	Units	Appv	MDL	RDL	Text Value	Ext Qual
SREV	SP AIRDRY	DRY-AIR		1			NEED				

L71218-12 Tag: Measured: 8/19/2008 1:00:10 PM

Status	Parm_Stored	Type	Value	Dil	Qual	Units	Appv	MDL	RDL	Text Value	Ext Qual
SREV	SP AIRDRY	DRY-AIR		1			NEED				

Air Dry

WG250191

ACZ Laboratories, Inc

QC List Type: I-SP-AIRDRY
QCListMatClass: SOLID
Bench Sheet List: I-SP-AIRDRY
QC Ref: NOQC
Group ID: SP-G-DRY-AIR
Method Ref: No 1 1972
SOP Ref: SOPSO001

Instrument ID: SOILSPREP
Analyst: BJZ
ACZ Dept: 20
Create Date: 8/18/2008 4:48:23 PM
Start Date/Time: 8/18/08 5PM
End Date/Time: 8/19/08 1PM

SEQ	ACZ ID	Client ID	SubSX	Pri	ASRECEIVED	Analysis Date	SP AirDry	Comments
1	L71134-01	RP-JS-02-0-1	as rec		SAVE SX	8/19/08	8/19/08	
2	L71134-02	RP-JS-02-1-3			SAVE SX			
3	L71134-03	RP-JS-02-1-3D			SAVE SX			
4	L71134-04	RP-JS-02-5-7			SAVE SX			
5	L71134-05	RP-JS-02-10-12			SAVE SX			
6	L71134-06	RP-JS-02-15-17			SAVE SX			
7	L71134-07	RP-JS-01-0-1			SAVE SX			
8	L71134-08	RP-JS-01-1-3			SAVE SX			
9	L71134-09	RP-JS-01-1-3D			SAVE SX			
10	L71134-10	RP-JS-01-5-7			SAVE SX			
11	L71134-11	RP-JS-01-10-12			SAVE SX			
12	L71134-12	RP-JS-01-15-17			SAVE SX			
13	L71134-13	EM-JS-08-0-1			SAVE SX			
14	L71134-14	EM-JS-08-1-3			SAVE SX			
15	L71134-15	EM-JS-08-1-3D			SAVE SX			
16	L71134-16	EM-JS-08-5-7			SAVE SX			
17	L71134-17	EM-JS-08-10-12			SAVE SX			
18	L71176-01	EM-JS-06-0-1			SAVE SX			
19	L71176-02	EM-JS-06-1-3			SAVE SX			
20	L71176-03	EM-JS-06-5-7			SAVE SX			
21	L71176-04	EM-JS-06-10-11			SAVE SX			
22	L71176-05	EM-JS-07-0-1			SAVE SX			
23	L71176-06	EM-JS-07-1-3			SAVE SX			
24	L71176-07	EM-JS-07-5-7			SAVE SX			

Report Comments:

AREV:
Initials, Date

Internal Comments

SREV:
Initials, Date

82908

Air Dry

WG250191

ACZ Laboratories, Inc

QC List Type: I-SP-AIRDRY
QCListMatClass: SOLID
Bench Sheet List: I-SP-AIRDRY
QC Ref: NOQC
Group ID: SP-G-DRY-AIR
Method Ref: No 1 1972
SOP Ref: SOPSO001

Instrument ID: SOILSPREP
Analyst:
ACZ Dept: 20
Create Date: 8/18/2008 4:48:23 PM
Start Date/Time:
End Date/Time:

SEQ	ACZ ID	Client ID	SubSX	Pri	ASRECEIVED	Analysis Date	SP AirDry	Comments
25	L71176-08	EM-JS-07-10-12	as rec		SAVE SX	8/19/08	8/19/08	
26	L71176-09	EM-JS-07-15-16			SAVE SX			
27	L71206-01	T08/08(1-2)T01N			SAVE SX			
28	**L71218-01**	SB-1 (0-1')		40				
29	**L71218-02**	SB-1 (1-2')		40				
30	**L71218-03**	SB-1 (2-3')		40				
31	**L71218-04**	SB-1 (3-4')		40				
32	**L71218-05**	SB-2 (0-1')		40				
33	**L71218-06**	SB-2 (1-2')		40				
34	**L71218-07**	SB-2 (2-3')		40				
35	**L71218-08**	SB-2 (3-4')		40				
36	**L71218-09**	SB-3 (0-1')		40				
37	**L71218-10**	SB-3 (1-2')		40				
38	**L71218-11**	SB-3 (2-3')		40				
39	**L71218-12**	SB-3 (3-4')		40				

Report Comments:

AREV:
Initials, Date

Internal Comments

SREV:
Initials, Date

82908

Air Dry

WG250191

ACZ Laboratories, Inc

QC List Type: I-SP-AIRDRY
QCListMatClass: SOLID
Bench Sheet List: I-SP-AIRDRY
QC Ref: NOQC
Group ID: SP-G-DRY-AIR
Method Ref: No 1 1972
SOP Ref: SOPSO001

Instrument ID: SOILSPREP
Analyst:
ACZ Dept: 20
Create Date: 8/18/2008 4:48:23 PM
Start Date/Time:
End Date/Time:

Sample	Login Comments
L71134-01	SJ(2) INORG WALKIN
L71134-02	SJ(2) INORG WALKIN
L71134-03	SJ(2) INORG WALKIN
L71134-04	SJ(2) INORG WALKIN
L71134-05	SJ(2) INORG WALKIN
L71134-06	SJ(2) INORG WALKIN
L71134-07	SJ(2) INORG WALKIN
L71134-08	SJ(2) INORG WALKIN
L71134-09	SJ(2) INORG WALKIN
L71134-10	SJ(2) INORG WALKIN
L71134-11	SJ(2) INORG WALKIN
L71134-12	SJ(2) INORG WALKIN
L71134-13	SJ(2) INORG WALKIN
L71134-14	SJ(2) INORG WALKIN
L71134-15	SJ(2) INORG WALKIN
L71134-16	SJ(2) INORG WALKIN
L71134-17	SJ(2) INORG WALKIN
L71176-01	16OZ SJ(INORG WALKIN)
L71176-02	16OZ SJ(INORG WALKIN)
L71176-03	16OZ SJ(INORG WALKIN)
L71176-04	16OZ SJ(INORG WALKIN)
L71176-05	16OZ SJ(INORG WALKIN)
L71176-06	16OZ SJ(INORG WALKIN)
L71176-07	16OZ SJ(INORG WALKIN)
L71176-08	16OZ SJ(INORG WALKIN)
L71176-09	16OZ SJ(INORG WALKIN)
L71206-01	SLUDGEX6(COMP)(SLUDGE FRIDGE)
L71218-01	SOIL IN INORG WALKIN
L71218-02	SOIL IN INORG WALKIN
L71218-03	SOIL IN INORG WALKIN
L71218-04	SOIL IN INORG WALKIN
L71218-05	SOIL IN INORG WALKIN
L71218-06	SOIL IN INORG WALKIN
L71218-07	SOIL IN INORG WALKIN
L71218-08	SOIL IN INORG WALKIN

Report Comments:

AREV:
Initials, Date

Internal Comments

SREV:
Initials, Date

82908

Air Dry

WG250191

ACZ Laboratories, Inc

QC List Type: I-SP-AIRDRY
QCListMatClass: SOLID
Bench Sheet List: I-SP-AIRDRY
QC Ref: NOQC
Group ID: SP-G-DRY-AIR
Method Ref: No 1 1972
SOP Ref: SOPSO001

Instrument ID: SOILSPREP
Analyst:
ACZ Dept: 20
Create Date: 8/18/2008 4:48:23 PM
Start Date/Time:
End Date/Time:

L71218-09	SOIL IN INORG WALKIN
L71218-10	SOIL IN INORG WALKIN
L71218-11	SOIL IN INORG WALKIN
L71218-12	SOIL IN INORG WALKIN

Report Comments:

AREV:
Initials, Date

Internal Comments

SREV:
Initials, Date

82908

Soil Prep Sieve

WG250491

ACZ Laboratories, Inc

QC List Type: I-SP-SIEVE-ALL
QCListMatClass: SOLID
Bench Sheet List: I-SP-SIEVE-ALL
QC Ref: NOQC
Group ID: SP-G-SIEVE
Method Ref: ASA No. 9 15-4.2.2
SOP Ref: SOPSO001

Instrument ID: SOILSPREP
Analyst: lwt/bjl
ACZ Dept: 20
Create Date: 8/22/2008 5:17:06 PM
Start Date/Time: 8/22/2008 5:00:00 PM
End Date/Time: 8/24/2008 7:30:00 AM

SEQ	ACZ ID	Client ID	SubSX	Pri	Analysis Date	SP SIEVE 2000	SP Sieve2000	SP Sieve500	SP Sieve250	SP Sieve177	sp sieve150	SP Sieve125	SP Sieve100	SP Sieve74	SP Sieve63	SP Sieve38	Comments
1	L71083-01	A-SD-02-0-1.5/D/MS	dry		08/22/08 17:00	☑	8/22/2008										
2	L71083-02	A-SD-02-1.5-3.0/D/M	dry		08/22/08 18:07	☑	8/22/2008										
3	L71083-03	A-SD-01-0-1.5/D/MS	dry		08/22/08 19:15	☑	8/22/2008										
4	L71084-01	A-SD-01-1.5-3.0/D/M	dry		08/22/08 20:23	☑	8/22/2008										
5	L71084-02	A-JS-02-0-1/D/MS/M	dry		08/22/08 21:31	☑	8/22/2008										
6	L71084-03	A-JS-02-1-3/D/MS/M	dry		08/22/08 22:39	☑	8/22/2008										
7	L71084-04	RA-JS-02-5-7	dry		08/22/08 23:47	☑	8/22/2008										
8	L71084-05	RA-JS-02-5-7D	dry		08/23/08 0:55	☑	8/22/2008										
9	L71133-01	N OF HOPE COMP	dry		08/23/08 2:03	☑	8/22/2008										
10	L71134-01	RP-JS-02-0-1	dry		08/23/08 3:11	☑	8/22/2008										
11	L71134-02	RP-JS-02-1-3	dry		08/23/08 4:19	☑	8/22/2008										
12	L71134-03	RP-JS-02-1-3D	dry		08/23/08 5:27	☑	8/22/2008										
13	L71134-04	RP-JS-02-5-7	dry		08/23/08 6:35	☑	8/22/2008										

Report Comments:

AREV: BJL 8/24/08
Initials, Date

Internal Comments

SREV: LWT 8-25-08
Initials, Date

82908

Soil Prep Sieve

WG250491

ACZ Laboratories, Inc

QC List Type: I-SP-SIEVE-ALL
QCListMatClass: SOLID
Bench Sheet List: I-SP-SIEVE-ALL
QC Ref: NOQC
Group ID: SP-G-SIEVE
Method Ref: ASA No. 9 15-4.2.2
SOP Ref: SOPSO001

Instrument ID: SOILSPREP
Analyst: lwt/bjl
ACZ Dept: 20
Create Date: 8/22/2008 5:17:06 PM
Start Date/Time: 8/22/2008 5:00:00 PM
End Date/Time: 8/24/2008 7:30:00 AM

SEQ	ACZ ID	Client ID	SubSX	Pri	Analysis Date	SP SIEVE 2000	SP Sieve2000	SP Sieve500	SP Sieve250	SP Sieve177	sp sieve150	SP Sieve125	SP Sieve100	SP Sieve74	SP Sieve63	SP Sieve38	Comments
14	L71134-05	RP-JS-02-10-12	dry		08/23/08 7:43	☑	8/22/2008										
15	L71134-06	RP-JS-02-15-17	dry		08/23/08 8:51	☑	8/22/2008										
16	L71134-07	RP-JS-01-0-1	dry		08/23/08 9:59	☑	8/22/2008										
17	L71134-08	RP-JS-01-1-3	dry		08/23/08 11:06	☑	8/22/2008										
18	L71134-09	RP-JS-01-1-3D	dry		08/23/08 12:14	☑	8/22/2008										
19	L71134-10	RP-JS-01-5-7	dry		08/23/08 13:22	☑	8/22/2008										
20	L71134-11	RP-JS-01-10-12	dry		08/23/08 14:30	☑	8/22/2008										
21	L71134-12	RP-JS-01-15-17	dry		08/23/08 15:38	☑	8/22/2008										
22	L71134-13	EM-JS-08-0-1	dry		08/23/08 16:46	☑	8/22/2008										
23	L71134-14	EM-JS-08-1-3	dry		08/23/08 17:54	☑	8/22/2008										
24	L71134-15	EM-JS-08-1-3D	dry		08/23/08 19:02	☑	8/22/2008										
25	L71134-16	EM-JS-08-5-7	dry		08/23/08 20:10	☑	8/22/2008										
26	L71134-17	EM-JS-08-10-12	dry		08/23/08 21:18	☑	8/22/2008										

Report Comments:

AREV: _____
Initials, Date

Internal Comments

SREV: _____
Initials, Date

82908

Soil Prep Sieve

WG250491

ACZ Laboratories, Inc

QC List Type: I-SP-SIEVE-ALL
QCListMatClass: SOLID
Bench Sheet List: I-SP-SIEVE-ALL
QC Ref: NOQC
Group ID: SP-G-SIEVE
Method Ref: ASA No. 9 15-4.2.2
SOP Ref: SOPSO001

Instrument ID: SOILSPREP
Analyst: lwt/bjl
ACZ Dept: 20
Create Date: 8/22/2008 5:17:06 PM
Start Date/Time: 8/22/2008 5:00:00 PM
End Date/Time: 8/24/2008 7:30:00 AM

SEQ	ACZ ID	Client ID	SubSX	Pri	Analysis Date	SP SIEVE 2000	SP Sieve2000	SP Sieve500	SP Sieve250	SP Sieve177	sp sieve150	SP Sieve125	SP Sieve100	SP Sieve74	SP Sieve63	SP Sieve38	Comments
27	L71176-01	EM-JS-06-0-1	dry		08/23/08 22:26	☑	8/24/2008										
28	L71176-02	EM-JS-06-1-3	dry		08/23/08 23:34	☑	8/24/2008										
29	L71176-03	EM-JS-06-5-7	dry		08/24/08 0:42	☑	8/24/2008										
30	L71176-04	EM-JS-06-10-11	dry		08/24/08 1:50	☑	8/24/2008										
31	L71176-05	EM-JS-07-0-1	dry		08/24/08 2:58	☑	8/24/2008										
32	L71176-06	EM-JS-07-1-3	dry		08/24/08 4:05	☑	8/24/2008										
33	L71176-07	EM-JS-07-5-7	dry		08/24/08 5:13	☑	8/24/2008										
34	L71176-08	EM-JS-07-10-12	dry		08/24/08 6:21	☑	8/24/2008										
35	L71176-09	EM-JS-07-15-16	dry		08/24/08 7:29	☑	8/24/2008										

Report Comments:

AREV: _____ _____
Initials, Date

Internal Comments

SREV: _____
Initials, Date

82908

Soil Prep Sieve

WG250491

ACZ Laboratories, Inc

QC List Type: I-SP-SIEVE-ALL
QCListMatClass: SOLID
Bench Sheet List: I-SP-SIEVE-ALL
QC Ref: NOQC
Group ID: SP-G-SIEVE
Method Ref: ASA No. 9 15-4.2.2
SOP Ref: SOPSO001

Instrument ID: SOILSPREP
Analyst: lwt/bjl
ACZ Dept: 20
Create Date: 8/22/2008 5:17:06 PM
Start Date/Time: 8/22/2008 5:00:00 PM
End Date/Time: 8/24/2008 7:30:00 AM

Sample	Login Comments
L71083-01	16OZ SJX4(RUN QC)INORG WALKIN
L71083-02	16OZ SJX4(RUN QC)INORG WALKIN
L71083-03	16OZ SJX4(RUN QC)INORG WALKIN
L71084-01	16OZ SJX4(RUN QC)INORG WALKIN
L71084-02	16OZ SJX4(RUN QC)INORG WALKIN
L71084-03	16OZ SJX4(RUN QC)INORG WALKIN
L71084-04	16OZ SJ(INORG WALKIN)
L71084-05	16OZ SJ(INORG WALKIN)
L71133-01	BAG OF SOIL
L71134-01	SJ(2) INORG WALKIN
L71134-02	SJ(2) INORG WALKIN
L71134-03	SJ(2) INORG WALKIN
L71134-04	SJ(2) INORG WALKIN
L71134-05	SJ(2) INORG WALKIN
L71134-06	SJ(2) INORG WALKIN
L71134-07	SJ(2) INORG WALKIN
L71134-08	SJ(2) INORG WALKIN
L71134-09	SJ(2) INORG WALKIN
L71134-10	SJ(2) INORG WALKIN
L71134-11	SJ(2) INORG WALKIN
L71134-12	SJ(2) INORG WALKIN
L71134-13	SJ(2) INORG WALKIN
L71134-14	SJ(2) INORG WALKIN
L71134-15	SJ(2) INORG WALKIN
L71134-16	SJ(2) INORG WALKIN
L71134-17	SJ(2) INORG WALKIN
L71176-01	16OZ SJ(INORG WALKIN)
L71176-02	16OZ SJ(INORG WALKIN)
L71176-03	16OZ SJ(INORG WALKIN)
L71176-04	16OZ SJ(INORG WALKIN)
L71176-05	16OZ SJ(INORG WALKIN)
L71176-06	16OZ SJ(INORG WALKIN)
L71176-07	16OZ SJ(INORG WALKIN)
L71176-08	16OZ SJ(INORG WALKIN)
L71176-09	16OZ SJ(INORG WALKIN)

Report Comments:

AREV:
Initials, Date

Internal Comments

SREV:
Initials, Date

82908

ACZ Laboratories, Inc.
Geochemistry Department
Data Review and Reagents

Data Reviewer: BJZ
Date: 8/24/08

Approved: LWT
Date: 8-25-08

Analyst: BJZ/LWT

Workgroup: W6250191

Analysis Date: 8/22/08- 8/24/08

Sample type used: soil

Extraction / Digestion / Analysis / Prep / Calc:

	Yes	No	N/A
1. Is the raw data checked to the computer printout for transcription errors?	✓		
2. Is the %solid or TS attached for dilution factors?			✓
3. Were proper volumes of reagents used per final volume?			✓
4. Was the proper sub-sample used (as received, <2000, <500, <250, dry)?	✓		
5.Were the dilution factor calculation checked (final volume, weight, %solid)?			✓
6. Did the RPD pass?			✓
7. Does all the spike information correlate with each other?			✓
8. Is the appropriate spike in the computer-designated line?			✓
9. Are all errors properly corrected (single-line crossout, dated & initialed)?	✓		
10. Is the standard/reagent information complete and current?			✓
FOR SREV: QA/QC approval for initial training or 2 sets of initials for WG & LIMS?	✓		

Standard/Reagent	PCN/SCN	Expiration Date

Comments:

FRMSO010.05.07.06

ACZ Laboratories, Inc.
2773 Downhill Drive Steamboat Springs, CO 80487 (800) 334-5493

Workgroup Review and Approval

WG250491

Date Reported: 25-Aug-08
Run ID: R625796
Date Analyzed: 22-Aug-08
ICAL Workgroup:
Instrument ID: SOILSPREP

L71083-01

Tag: Measured: 8/22/2008 5:00:00 PM

Status	Parm_Stored	Type	Value	Dil	Qual	Units	Appv	MDL	RDL	Text Value	Ext Qual
SREV	SP SIEVE2000	IEVE2000		1			NEED				TA

L71083-02

Tag: Measured: 8/22/2008 6:07:56 PM

Status	Parm_Stored	Type	Value	Dil	Qual	Units	Appv	MDL	RDL	Text Value	Ext Qual
SREV	SP SIEVE2000	IEVE2000		1			NEED				TA

L71083-03

Tag: Measured: 8/22/2008 7:15:52 PM

Status	Parm_Stored	Type	Value	Dil	Qual	Units	Appv	MDL	RDL	Text Value	Ext Qual
SREV	SP SIEVE2000	IEVE2000		1			NEED				TA

L71084-01

Tag: Measured: 8/22/2008 8:23:48 PM

Status	Parm_Stored	Type	Value	Dil	Qual	Units	Appv	MDL	RDL	Text Value	Ext Qual
SREV	SP SIEVE2000	IEVE2000		1			NEED				TA

L71084-02

Tag: Measured: 8/22/2008 9:31:44 PM

Status	Parm_Stored	Type	Value	Dil	Qual	Units	Appv	MDL	RDL	Text Value	Ext Qual
SREV	SP SIEVE2000	IEVE2000		1			NEED				TA

L71084-03

Tag: Measured: 8/22/2008 10:39:40 PM

Status	Parm_Stored	Type	Value	Dil	Qual	Units	Appv	MDL	RDL	Text Value	Ext Qual
SREV	SP SIEVE2000	IEVE2000		1			NEED				TA

L71084-04

Tag: Measured: 8/22/2008 11:47:36 PM

Status	Parm_Stored	Type	Value	Dil	Qual	Units	Appv	MDL	RDL	Text Value	Ext Qual
SREV	SP SIEVE2000	IEVE2000		1			NEED				TA

L71084-05

Tag: Measured: 8/23/2008 12:55:32 AM

Status	Parm_Stored	Type	Value	Dil	Qual	Units	Appv	MDL	RDL	Text Value	Ext Qual
SREV	SP SIEVE2000	IEVE2000		1			NEED				TA

L71133-01

Tag: Measured: 8/23/2008 2:03:28 AM

Status	Parm_Stored	Type	Value	Dil	Qual	Units	Appv	MDL	RDL	Text Value	Ext Qual
SREV	SP SIEVE2000	IEVE2000		1			NEED				

L71134-01

Tag: Measured: 8/23/2008 3:11:24 AM

Status	Parm_Stored	Type	Value	Dil	Qual	Units	Appv	MDL	RDL	Text Value	Ext Qual
SREV	SP SIEVE2000	IEVE2000		1			NEED				TA

L71134-02 Tag: Measured: 8/23/2008 4:19:20 AM

Status	Parm_Stored	Type	Value	Dil	Qual	Units	Appv	MDL	RDL	Text Value	Ext Qual
SREV	SP SIEVE2000	IEVE2000		1			NEED				TA

L71134-03 Tag: Measured: 8/23/2008 5:27:16 AM

Status	Parm_Stored	Type	Value	Dil	Qual	Units	Appv	MDL	RDL	Text Value	Ext Qual
SREV	SP SIEVE2000	IEVE2000		1			NEED				TA

L71134-04 Tag: Measured: 8/23/2008 6:35:12 AM

Status	Parm_Stored	Type	Value	Dil	Qual	Units	Appv	MDL	RDL	Text Value	Ext Qual
SREV	SP SIEVE2000	IEVE2000		1			NEED				TA

L71134-05 Tag: Measured: 8/23/2008 7:43:08 AM

Status	Parm_Stored	Type	Value	Dil	Qual	Units	Appv	MDL	RDL	Text Value	Ext Qual
SREV	SP SIEVE2000	IEVE2000		1			NEED				TA

L71134-06 Tag: Measured: 8/23/2008 8:51:04 AM

Status	Parm_Stored	Type	Value	Dil	Qual	Units	Appv	MDL	RDL	Text Value	Ext Qual
SREV	SP SIEVE2000	IEVE2000		1			NEED				TA

L71134-07 Tag: Measured: 8/23/2008 9:59:00 AM

Status	Parm_Stored	Type	Value	Dil	Qual	Units	Appv	MDL	RDL	Text Value	Ext Qual
SREV	SP SIEVE2000	IEVE2000		1			NEED				TA

L71134-08 Tag: Measured: 8/23/2008 11:06:56 AM

Status	Parm_Stored	Type	Value	Dil	Qual	Units	Appv	MDL	RDL	Text Value	Ext Qual
SREV	SP SIEVE2000	IEVE2000		1			NEED				TA

L71134-09 Tag: Measured: 8/23/2008 12:14:52 PM

Status	Parm_Stored	Type	Value	Dil	Qual	Units	Appv	MDL	RDL	Text Value	Ext Qual
SREV	SP SIEVE2000	IEVE2000		1			NEED				TA

L71134-10 Tag: Measured: 8/23/2008 1:22:48 PM

Status	Parm_Stored	Type	Value	Dil	Qual	Units	Appv	MDL	RDL	Text Value	Ext Qual
SREV	SP SIEVE2000	IEVE2000		1			NEED				TA

L71134-11 Tag: Measured: 8/23/2008 2:30:44 PM

Status	Parm_Stored	Type	Value	Dil	Qual	Units	Appv	MDL	RDL	Text Value	Ext Qual
SREV	SP SIEVE2000	IEVE2000		1			NEED				TA

L71134-12 Tag: Measured: 8/23/2008 3:38:40 PM

Status	Parm_Stored	Type	Value	Dil	Qual	Units	Appv	MDL	RDL	Text Value	Ext Qual
SREV	SP SIEVE2000	IEVE2000		1			NEED				TA

L71134-13 Tag: Measured: 8/23/2008 4:46:36 PM

Status	Parm_Stored	Type	Value	Dil	Qual	Units	Appv	MDL	RDL	Text Value	Ext Qual
SREV	SP SIEVE2000	IEVE2000		1			NEED				TA

L71134-14 Tag: Measured: 8/23/2008 5:54:32 PM

Status	Parm_Stored	Type	Value	Dil	Qual	Units	Appv	MDL	RDL	Text Value	Ext Qual
SREV	SP SIEVE2000	IEVE2000		1			NEED				TA

L71134-15 Tag: Measured: 8/23/2008 7:02:28 PM

Status	Parm_Stored	Type	Value	Dil	Qual	Units	Appv	MDL	RDL	Text Value	Ext Qual
SREV	SP SIEVE2000	IEVE2000		1			NEED				TA

L71134-16 Tag: Measured: 8/23/2008 8:10:24 PM

Status	Parm_Stored	Type	Value	Dil	Qual	Units	Appv	MDL	RDL	Text Value	Ext Qual
SREV	SP SIEVE2000	IEVE2000		1			NEED				TA

L71134-17 Tag: Measured: 8/23/2008 9:18:20 PM

Status	Parm_Stored	Type	Value	Dil	Qual	Units	Appv	MDL	RDL	Text Value	Ext Qual
SREV	SP SIEVE2000	IEVE2000		1			NEED				TA

L71176-01 Tag: Measured: 8/23/2008 10:26:16 PM

Status	Parm_Stored	Type	Value	Dil	Qual	Units	Appv	MDL	RDL	Text Value	Ext Qual
SREV	SP SIEVE2000	IEVE2000		1			NEED				TA

L71176-02 Tag: Measured: 8/23/2008 11:34:12 PM

Status	Parm_Stored	Type	Value	Dil	Qual	Units	Appv	MDL	RDL	Text Value	Ext Qual
SREV	SP SIEVE2000	IEVE2000		1			NEED				TA

L71176-03 Tag: Measured: 8/24/2008 12:42:08 AM

Status	Parm_Stored	Type	Value	Dil	Qual	Units	Appv	MDL	RDL	Text Value	Ext Qual
SREV	SP SIEVE2000	IEVE2000		1			NEED				TA

L71176-04 Tag: Measured: 8/24/2008 1:50:04 AM

Status	Parm_Stored	Type	Value	Dil	Qual	Units	Appv	MDL	RDL	Text Value	Ext Qual
SREV	SP SIEVE2000	IEVE2000		1			NEED				TA

L71176-05 Tag: Measured: 8/24/2008 2:58:00 AM

Status	Parm_Stored	Type	Value	Dil	Qual	Units	Appv	MDL	RDL	Text Value	Ext Qual
SREV	SP SIEVE2000	IEVE2000		1			NEED				TA

L71176-06 Tag: Measured: 8/24/2008 4:05:56 AM

Status	Parm_Stored	Type	Value	Dil	Qual	Units	Appv	MDL	RDL	Text Value	Ext Qual
SREV	SP SIEVE2000	IEVE2000		1			NEED				TA

L71176-07

Tag: Measured: 8/24/2008 5:13:52 AM

Status	Parm_Stored	Type	Value	Dil	Qual	Units	Appv	MDL	RDL	Text Value	Ext Qual
SREV	SP SIEVE2000	IEVE2000		1			NEED				TA

L71176-08

Tag: Measured: 8/24/2008 6:21:48 AM

Status	Parm_Stored	Type	Value	Dil	Qual	Units	Appv	MDL	RDL	Text Value	Ext Qual
SREV	SP SIEVE2000	IEVE2000		1			NEED				TA

L71176-09

Tag: Measured: 8/24/2008 7:29:44 AM

Status	Parm_Stored	Type	Value	Dil	Qual	Units	Appv	MDL	RDL	Text Value	Ext Qual
SREV	SP SIEVE2000	IEVE2000		1			NEED				TA

Soil Prep Sieve

QC List Type: I-SP-SIEVE-ALL
QCListMatClass: SOLID
Bench Sheet List: I-SP-SIEVE-ALL
QC Ref: NOQC
Group ID: SP-G-SIEVE
Method Ref: ASA No. 9 15-4.2.2
SOP Ref: SOPSO001

WG250491

ACZ Laboratories, Inc

Instrument ID: SOILSPREP
Analyst: LNT / BJZ
ACZ Dept: 20
Create Date: 8/22/2008 5:17:06 PM
Start Date/Time: 8-22-08 5PM
End Date/Time: 8/24/08 7:30AM

SEQ	ACZ ID	Client ID	SubSX	Pri	Analysis Date	SP SIEVE 2000	SP Sieve2000	SP Sieve500	SP Sieve250	SP Sieve177	sp sieve150	SP Sieve125	SP Sieve100	SP Sieve74	SP Sieve63	SP Sieve38	Comments
1	L71083-01	A-SD-02-0-1.5/D/MS				☑											
2	L71083-02	A-SD-02-1.5-3.0/D/M				☑											
3	L71083-03	A-SD-01-0-1.5/D/MS				☑											
4	L71084-01	A-SD-01-1.5-3.0/D/M				☑											
5	L71084-02	A-JS-02-0-1/D/MS/M				☑											
6	L71084-03	A-JS-02-1-3/D/MS/M				☑											
7	L71084-04	RA-JS-02-5-7				☑											
8	L71084-05	RA-JS-02-5-7D				☑											
9	L71133-01	VN OF HOPE COMF				☑											
10	L71134-01	RP-JS-02-0-1				☑											
11	L71134-02	RP-JS-02-1-3				☑											
12	L71134-03	RP-JS-02-1-3D				☑											
13	L71134-04	RP-JS-02-5-7				☑											
14	L71134-05	RP-JS-02-10-12				☑											
15	L71134-06	RP-JS-02-15-17				☑											
16	L71134-07	RP-JS-01-0-1				☑											
17	L71134-08	RP-JS-01-1-3				☑											
18	L71134-09	RP-JS-01-1-3D				☑											
19	L71134-10	RP-JS-01-5-7				☑											
20	L71134-11	RP-JS-01-10-12				☑											
21	L71134-12	RP-JS-01-15-17				☑											
22	L71134-13	EM-JS-08-0-1				☑											

DRY 8-22-08

Report Comments:

AREV: Initials, Date

Internal Comments

SREV: Initials, Date

82908

Soil Prep Sieve

WG250491

ACZ Laboratories, Inc

QC List Type: I-SP-SIEVE-ALL
QCListMatClass: SOLID
Bench Sheet List: I-SP-SIEVE-ALL
QC Ref: NOQC
Group ID: SP-G-SIEVE
Method Ref: ASA No. 9 15-4.2.2
SOP Ref: SOPSO001

Instrument ID: SOILSPREP
Analyst:
ACZ Dept: 20
Create Date: 8/22/2008 5:17:06 PM
Start Date/Time:
End Date/Time:

SEQ	ACZ ID	Client ID	SubSX	Pri	Analysis Date	SP SIEVE2000	SP Sieve2000	SP Sieve500	SP Sieve250	SP Sieve177	sp sieve150	SP Sieve125	SP Sieve100	SP Sieve74	SP Sieve63	SP Sieve38	Comments
23	L71134-14	EM-JS-08-1-3				☑	8/22/08										
24	L71134-15	EM-JS-08-1-3D				☑											
25	L71134-16	EM-JS-08-5-7				☑											
26	L71134-17	EM-JS-08-10-12				☑											
27	L71176-01	EM-JS-06-0-1				☑	8/24/08										
28	L71176-02	EM-JS-06-1-3				☑											
29	L71176-03	EM-JS-06-5-7				☑											
30	L71176-04	EM-JS-06-10-11				☑											
31	L71176-05	EM-JS-07-0-1				☑											
32	L71176-06	EM-JS-07-1-3				☑											
33	L71176-07	EM-JS-07-5-7				☑											
34	L71176-08	EM-JS-07-10-12				☑											
35	L71176-09	EM-JS-07-15-16				☑											

Report Comments:

Internal Comments

AREV:
Initials, Date

SREV:
Initials, Date

82908

Soil Prep Sieve

WG250491

ACZ Laboratories, Inc

QC List Type: I-SP-SIEVE-ALL
QCListMatClass: SOLID
Bench Sheet List: I-SP-SIEVE-ALL
QC Ref: NOQC
Group ID: SP-G-SIEVE
Method Ref: ASA No. 9 15-4.2.2
SOP Ref: SOPSO001

Instrument ID: SOILSPREP
Analyst:
ACZ Dept: 20
Create Date: 8/22/2008 5:17:06 PM
Start Date/Time:
End Date/Time:

Sample	Login Comments
L71083-01	16OZ SJX4(RUN QC)INORG WALKIN
L71083-02	16OZ SJX4(RUN QC)INORG WALKIN
L71083-03	16OZ SJX4(RUN QC)INORG WALKIN
L71084-01	16OZ SJX4(RUN QC)INORG WALKIN
L71084-02	16OZ SJX4(RUN QC)INORG WALKIN
L71084-03	16OZ SJX4(RUN QC)INORG WALKIN
L71084-04	16OZ SJ(INORG WALKIN)
L71084-05	16OZ SJ(INORG WALKIN)
L71133-01	BAG OF SOIL
L71134-01	SJ(2) INORG WALKIN
L71134-02	SJ(2) INORG WALKIN
L71134-03	SJ(2) INORG WALKIN
L71134-04	SJ(2) INORG WALKIN
L71134-05	SJ(2) INORG WALKIN
L71134-06	SJ(2) INORG WALKIN
L71134-07	SJ(2) INORG WALKIN
L71134-08	SJ(2) INORG WALKIN
L71134-09	SJ(2) INORG WALKIN
L71134-10	SJ(2) INORG WALKIN
L71134-11	SJ(2) INORG WALKIN
L71134-12	SJ(2) INORG WALKIN
L71134-13	SJ(2) INORG WALKIN
L71134-14	SJ(2) INORG WALKIN
L71134-15	SJ(2) INORG WALKIN
L71134-16	SJ(2) INORG WALKIN
L71134-17	SJ(2) INORG WALKIN
L71176-01	16OZ SJ(INORG WALKIN)
L71176-02	16OZ SJ(INORG WALKIN)
L71176-03	16OZ SJ(INORG WALKIN)
L71176-04	16OZ SJ(INORG WALKIN)
L71176-05	16OZ SJ(INORG WALKIN)
L71176-06	16OZ SJ(INORG WALKIN)
L71176-07	16OZ SJ(INORG WALKIN)
L71176-08	16OZ SJ(INORG WALKIN)
L71176-09	16OZ SJ(INORG WALKIN)

Report Comments:

AREV:
Initials, Date

Internal Comments

SREV:
Initials, Date

82908

L71134 FMI Gold & Copper - Sierrita

L71134-01

Metals Analysis

Antimony, total (3050)	M6020 ICP-MS	WG250829
Arsenic, total (3050)	M6020 ICP-MS	WG250829
Barium, total (3050)	M6010B ICP	WG250782
Beryllium, total (3050)	M6010B ICP	WG250782
Cadmium, total (3050)	M6010B ICP	WG250782
Chromium, total (3050)	M6010B ICP	WG250782
Cobalt, total (3050)	M6010B ICP	WG250782
Copper, total (3050)	M6010B ICP	WG250782
Lead, total (3050)	M6020 ICP-MS	WG250829
Manganese, total (3050)	M6010B ICP	WG250782
Mercury, total	M7471A CVAA	WG250486
Molybdenum, total (3050)	M6010B ICP	WG250782
Nickel, total (3050)	M6010B ICP	WG250782
Selenium, total (3050)	M6020 ICP-MS	WG250829
Thallium, total (3050)	M6020 ICP-MS	WG250829
Uranium, total (3050)	M6020 ICP-MS	WG250829
Zinc, total (3050)	M6010B ICP	WG250782

Soil Analysis

Solids, Percent	CLPSOW390, PART F, D-98	WG250193

Soil Preparation

Air Dry at 34 Degrees C	USDA No. 1, 1972	WG250191
Digestion - Hot Plate	M3050B ICP-MS	WG250513
Sieve-2000 um (2.0mm)	ASA No.9, 15-4.2.2	WG250491

L71134-02

Metals Analysis

Antimony, total (3050)	M6020 ICP-MS	WG250829
Arsenic, total (3050)	M6020 ICP-MS	WG250829
Barium, total (3050)	M6010B ICP	WG250782
Beryllium, total (3050)	M6010B ICP	WG250782
Cadmium, total (3050)	M6010B ICP	WG250782
Chromium, total (3050)	M6010B ICP	WG250782
Cobalt, total (3050)	M6010B ICP	WG250782
Copper, total (3050)	M6010B ICP	WG250782
Lead, total (3050)	M6020 ICP-MS	WG250829
Manganese, total (3050)	M6010B ICP	WG250782
Mercury, total	M7471A CVAA	WG250486
Molybdenum, total (3050)	M6010B ICP	WG250782
Nickel, total (3050)	M6010B ICP	WG250782
Selenium, total (3050)	M6020 ICP-MS	WG250829
Thallium, total (3050)	M6020 ICP-MS	WG250829
Uranium, total (3050)	M6020 ICP-MS	WG250829
Zinc, total (3050)	M6010B ICP	WG250782

Soil Analysis

Solids, Percent	CLPSOW390, PART F, D-98	WG250193

Soil Preparation

Air Dry at 34 Degrees C	USDA No. 1, 1972	WG250191
Digestion - Hot Plate	M3050B ICP-MS	WG250513
Sieve-2000 um (2.0mm)	ASA No.9, 15-4.2.2	WG250491

L71134-03

Metals Analysis

Antimony, total (3050)	M6020 ICP-MS	WG250829
Arsenic, total (3050)	M6020 ICP-MS	WG250829
Barium, total (3050)	M6010B ICP	WG250782
Beryllium, total (3050)	M6010B ICP	WG250782
Cadmium, total (3050)	M6010B ICP	WG250782
Chromium, total (3050)	M6010B ICP	WG250782
Cobalt, total (3050)	M6010B ICP	WG250782
Copper, total (3050)	M6010B ICP	WG250782
Lead, total (3050)	M6020 ICP-MS	WG250829
Manganese, total (3050)	M6010B ICP	WG250782
Mercury, total	M7471A CVAA	WG250486
Molybdenum, total (3050)	M6010B ICP	WG250782
Nickel, total (3050)	M6010B ICP	WG250782
Selenium, total (3050)	M6020 ICP-MS	WG250829
Thallium, total (3050)	M6020 ICP-MS	WG250829
Uranium, total (3050)	M6020 ICP-MS	WG250829
Zinc, total (3050)	M6010B ICP	WG250782

Soil Analysis

Solids, Percent	CLPSOW390, PART F, D-98	WG250193

Soil Preparation

Air Dry at 34 Degrees C	USDA No. 1, 1972	WG250191
Digestion - Hot Plate	M3050B ICP-MS	WG250513
Sieve-2000 um (2.0mm)	ASA No.9, 15-4.2.2	WG250491

L71134-04

Metals Analysis

Antimony, total (3050)	M6020 ICP-MS	WG250829
Arsenic, total (3050)	M6020 ICP-MS	WG250829
Barium, total (3050)	M6010B ICP	WG250782
Beryllium, total (3050)	M6010B ICP	WG250782
Cadmium, total (3050)	M6010B ICP	WG250782
Chromium, total (3050)	M6010B ICP	WG250782
Cobalt, total (3050)	M6010B ICP	WG250782
Copper, total (3050)	M6010B ICP	WG250782
Lead, total (3050)	M6020 ICP-MS	WG250829
Manganese, total (3050)	M6010B ICP	WG250782
Mercury, total	M7471A CVAA	WG250486
Molybdenum, total (3050)	M6010B ICP	WG250782
Nickel, total (3050)	M6010B ICP	WG250782
Selenium, total (3050)	M6020 ICP-MS	WG250829
Thallium, total (3050)	M6020 ICP-MS	WG250829
Uranium, total (3050)	M6020 ICP-MS	WG250829
Zinc, total (3050)	M6010B ICP	WG250782

Soil Analysis

Solids, Percent	CLPSOW390, PART F, D-98	WG250193

Soil Preparation

Air Dry at 34 Degrees C	USDA No. 1, 1972	WG250191
Digestion - Hot Plate	M3050B ICP-MS	WG250513
Sieve-2000 um (2.0mm)	ASA No.9, 15-4.2.2	WG250491

L71134-05

Metals Analysis

Antimony, total (3050)	M6020 ICP-MS	WG250829
Arsenic, total (3050)	M6020 ICP-MS	WG250829
Barium, total (3050)	M6010B ICP	WG250782
Beryllium, total (3050)	M6010B ICP	WG250782
Cadmium, total (3050)	M6010B ICP	WG250782
Chromium, total (3050)	M6010B ICP	WG250782
Cobalt, total (3050)	M6010B ICP	WG250782
Copper, total (3050)	M6010B ICP	WG250782
Lead, total (3050)	M6020 ICP-MS	WG250829
Manganese, total (3050)	M6010B ICP	WG250782
Mercury, total	M7471A CVAA	WG250486
Molybdenum, total (3050)	M6010B ICP	WG250782
Nickel, total (3050)	M6010B ICP	WG250782
Selenium, total (3050)	M6020 ICP-MS	WG250829
Thallium, total (3050)	M6020 ICP-MS	WG250829
Uranium, total (3050)	M6020 ICP-MS	WG250829
Zinc, total (3050)	M6010B ICP	WG250782

Soil Analysis

Solids, Percent	CLPSOW390, PART F, D-98	WG250193

Soil Preparation

Air Dry at 34 Degrees C	USDA No. 1, 1972	WG250191
Digestion - Hot Plate	M3050B ICP-MS	WG250513
Sieve-2000 um (2.0mm)	ASA No.9, 15-4.2.2	WG250491

L71134-06

Metals Analysis

Antimony, total (3050)	M6020 ICP-MS	WG250829
Arsenic, total (3050)	M6020 ICP-MS	WG250829
Barium, total (3050)	M6010B ICP	WG250782
Beryllium, total (3050)	M6010B ICP	WG250782
Cadmium, total (3050)	M6010B ICP	WG250782
Chromium, total (3050)	M6010B ICP	WG250782
Cobalt, total (3050)	M6010B ICP	WG250782
Copper, total (3050)	M6010B ICP	WG250782
Lead, total (3050)	M6020 ICP-MS	WG250829
Manganese, total (3050)	M6010B ICP	WG250782
Mercury, total	M7471A CVAA	WG250486
Molybdenum, total (3050)	M6010B ICP	WG250782
Nickel, total (3050)	M6010B ICP	WG250782
Selenium, total (3050)	M6020 ICP-MS	WG250829
Thallium, total (3050)	M6020 ICP-MS	WG250829
Uranium, total (3050)	M6020 ICP-MS	WG250829
Zinc, total (3050)	M6010B ICP	WG250782

Soil Analysis

Solids, Percent	CLPSOW390, PART F, D-98	WG250193

Soil Preparation

Air Dry at 34 Degrees C	USDA No. 1, 1972	WG250191
Digestion - Hot Plate	M3050B ICP-MS	WG250513
Sieve-2000 um (2.0mm)	ASA No.9, 15-4.2.2	WG250491

L71134-07

Metals Analysis

Antimony, total (3050)	M6020 ICP-MS	WG250829
Arsenic, total (3050)	M6020 ICP-MS	WG250829
Barium, total (3050)	M6010B ICP	WG250782
Beryllium, total (3050)	M6010B ICP	WG250782
Cadmium, total (3050)	M6010B ICP	WG250782
Chromium, total (3050)	M6010B ICP	WG250782
Cobalt, total (3050)	M6010B ICP	WG250782
Copper, total (3050)	M6010B ICP	WG250782
Lead, total (3050)	M6020 ICP-MS	WG250829
Manganese, total (3050)	M6010B ICP	WG250782
Mercury, total	M7471A CVAA	WG250486
Molybdenum, total (3050)	M6010B ICP	WG250782
Nickel, total (3050)	M6010B ICP	WG250782
Selenium, total (3050)	M6020 ICP-MS	WG250829
Thallium, total (3050)	M6020 ICP-MS	WG250829
Uranium, total (3050)	M6020 ICP-MS	WG250829
Zinc, total (3050)	M6010B ICP	WG250782

Soil Analysis

Solids, Percent	CLPSOW390, PART F, D-98	WG250193

Soil Preparation

Air Dry at 34 Degrees C	USDA No. 1, 1972	WG250191
Digestion - Hot Plate	M3050B ICP-MS	WG250513
Sieve-2000 um (2.0mm)	ASA No.9, 15-4.2.2	WG250491

L71134-08

Metals Analysis

Antimony, total (3050)	M6020 ICP-MS	WG250829
Arsenic, total (3050)	M6020 ICP-MS	WG250829
Barium, total (3050)	M6010B ICP	WG250782
Beryllium, total (3050)	M6010B ICP	WG250782
Cadmium, total (3050)	M6010B ICP	WG250782
Chromium, total (3050)	M6010B ICP	WG250782
Cobalt, total (3050)	M6010B ICP	WG250782
Copper, total (3050)	M6010B ICP	WG250782
Lead, total (3050)	M6020 ICP-MS	WG250829
Manganese, total (3050)	M6010B ICP	WG250782
Mercury, total	M7471A CVAA	WG250486
Molybdenum, total (3050)	M6010B ICP	WG250782
Nickel, total (3050)	M6010B ICP	WG250782
Selenium, total (3050)	M6020 ICP-MS	WG250829
Thallium, total (3050)	M6020 ICP-MS	WG250829
Uranium, total (3050)	M6020 ICP-MS	WG250829
Zinc, total (3050)	M6010B ICP	WG250782

Soil Analysis

Solids, Percent	CLPSOW390, PART F, D-98	WG250193

Soil Preparation

Air Dry at 34 Degrees C	USDA No. 1, 1972	WG250191
Digestion - Hot Plate	M3050B ICP-MS	WG250513
Sieve-2000 um (2.0mm)	ASA No.9, 15-4.2.2	WG250491

L71134-09

Metals Analysis

Antimony, total (3050)	M6020 ICP-MS	WG250829
Arsenic, total (3050)	M6020 ICP-MS	WG250829
Barium, total (3050)	M6010B ICP	WG250782
Beryllium, total (3050)	M6010B ICP	WG250782
Cadmium, total (3050)	M6010B ICP	WG250782
Chromium, total (3050)	M6010B ICP	WG250782
Cobalt, total (3050)	M6010B ICP	WG250782
Copper, total (3050)	M6010B ICP	WG250782
Lead, total (3050)	M6020 ICP-MS	WG250829
Manganese, total (3050)	M6010B ICP	WG250782
Mercury, total	M7471A CVAA	WG250486
Molybdenum, total (3050)	M6010B ICP	WG250782
Nickel, total (3050)	M6010B ICP	WG250782
Selenium, total (3050)	M6020 ICP-MS	WG250829
Thallium, total (3050)	M6020 ICP-MS	WG250829
Uranium, total (3050)	M6020 ICP-MS	WG250829
Zinc, total (3050)	M6010B ICP	WG250782

Soil Analysis

Solids, Percent	CLPSOW390, PART F, D-98	WG250193

Soil Preparation

Air Dry at 34 Degrees C	USDA No. 1, 1972	WG250191
Digestion - Hot Plate	M3050B ICP-MS	WG250513
Sieve-2000 um (2.0mm)	ASA No.9, 15-4.2.2	WG250491

L71134-10

Metals Analysis

Antimony, total (3050)	M6020 ICP-MS	WG250829
Arsenic, total (3050)	M6020 ICP-MS	WG250829
Barium, total (3050)	M6010B ICP	WG250782
Beryllium, total (3050)	M6010B ICP	WG250782
Cadmium, total (3050)	M6010B ICP	WG250782
Chromium, total (3050)	M6010B ICP	WG250782
Cobalt, total (3050)	M6010B ICP	WG250782
Copper, total (3050)	M6010B ICP	WG250782
Lead, total (3050)	M6020 ICP-MS	WG250829
Manganese, total (3050)	M6010B ICP	WG250782
Mercury, total	M7471A CVAA	WG250486
Molybdenum, total (3050)	M6010B ICP	WG250782
Nickel, total (3050)	M6010B ICP	WG250782
Selenium, total (3050)	M6020 ICP-MS	WG250829
Thallium, total (3050)	M6020 ICP-MS	WG250829
Uranium, total (3050)	M6020 ICP-MS	WG250829
Zinc, total (3050)	M6010B ICP	WG250782

Soil Analysis

Solids, Percent	CLPSOW390, PART F, D-98	WG250193

Soil Preparation

Air Dry at 34 Degrees C	USDA No. 1, 1972	WG250191
Digestion - Hot Plate	M3050B ICP-MS	WG250513
Sieve-2000 um (2.0mm)	ASA No.9, 15-4.2.2	WG250491

L71134-11

Metals Analysis

Antimony, total (3050)	M6020 ICP-MS	WG250829
Arsenic, total (3050)	M6020 ICP-MS	WG250829
Barium, total (3050)	M6010B ICP	WG250782
Beryllium, total (3050)	M6010B ICP	WG250782
Cadmium, total (3050)	M6010B ICP	WG250782
Chromium, total (3050)	M6010B ICP	WG250782
Cobalt, total (3050)	M6010B ICP	WG250782
Copper, total (3050)	M6010B ICP	WG250782
Lead, total (3050)	M6020 ICP-MS	WG250829
Manganese, total (3050)	M6010B ICP	WG250782
Mercury, total	M7471A CVAA	WG250486
Molybdenum, total (3050)	M6010B ICP	WG250782
Nickel, total (3050)	M6010B ICP	WG250782
Selenium, total (3050)	M6020 ICP-MS	WG250829
Thallium, total (3050)	M6020 ICP-MS	WG250829
Uranium, total (3050)	M6020 ICP-MS	WG250829
Zinc, total (3050)	M6010B ICP	WG250782

Soil Analysis

Solids, Percent	CLPSOW390, PART F, D-98	WG250193

Soil Preparation

Air Dry at 34 Degrees C	USDA No. 1, 1972	WG250191
Digestion - Hot Plate	M3050B ICP-MS	WG250513
Sieve-2000 um (2.0mm)	ASA No.9, 15-4.2.2	WG250491

L71134-12

Metals Analysis

Antimony, total (3050)	M6020 ICP-MS	WG250829
Arsenic, total (3050)	M6020 ICP-MS	WG250829
Barium, total (3050)	M6010B ICP	WG250782
Beryllium, total (3050)	M6010B ICP	WG250782
Cadmium, total (3050)	M6010B ICP	WG250782
Chromium, total (3050)	M6010B ICP	WG250782
Cobalt, total (3050)	M6010B ICP	WG250782
Copper, total (3050)	M6010B ICP	WG250782
Lead, total (3050)	M6020 ICP-MS	WG250829
Manganese, total (3050)	M6010B ICP	WG250782
Mercury, total	M7471A CVAA	WG250486
Molybdenum, total (3050)	M6010B ICP	WG250782
Nickel, total (3050)	M6010B ICP	WG250782
Selenium, total (3050)	M6020 ICP-MS	WG250829
Thallium, total (3050)	M6020 ICP-MS	WG250829
Uranium, total (3050)	M6020 ICP-MS	WG250829
Zinc, total (3050)	M6010B ICP	WG250782

Soil Analysis

Solids, Percent	CLPSOW390, PART F, D-98	WG250193

Soil Preparation

Air Dry at 34 Degrees C	USDA No. 1, 1972	WG250191
Digestion - Hot Plate	M3050B ICP-MS	WG250513
Sieve-2000 um (2.0mm)	ASA No.9, 15-4.2.2	WG250491

L71134-13

Metals Analysis

Antimony, total (3050)	M6020 ICP-MS	WG250829
Arsenic, total (3050)	M6020 ICP-MS	WG250829
Barium, total (3050)	M6010B ICP	WG250782
Beryllium, total (3050)	M6010B ICP	WG250782
Cadmium, total (3050)	M6010B ICP	WG250782
Chromium, total (3050)	M6010B ICP	WG250782
Cobalt, total (3050)	M6010B ICP	WG250782
Copper, total (3050)	M6010B ICP	WG250782
Lead, total (3050)	M6020 ICP-MS	WG250829
Manganese, total (3050)	M6010B ICP	WG250782
Mercury, total	M7471A CVAA	WG250486
Molybdenum, total (3050)	M6010B ICP	WG250782
Nickel, total (3050)	M6010B ICP	WG250782
Selenium, total (3050)	M6020 ICP-MS	WG250829
Thallium, total (3050)	M6020 ICP-MS	WG250829
Uranium, total (3050)	M6020 ICP-MS	WG250829
Zinc, total (3050)	M6010B ICP	WG250782

Soil Analysis

Solids, Percent	CLPSOW390, PART F, D-98	WG250193

Soil Preparation

Air Dry at 34 Degrees C	USDA No. 1, 1972	WG250191
Digestion - Hot Plate	M3050B ICP-MS	WG250513
Sieve-2000 um (2.0mm)	ASA No.9, 15-4.2.2	WG250491

L71134-14

Metals Analysis

Antimony, total (3050)	M6020 ICP-MS	WG250829
Arsenic, total (3050)	M6020 ICP-MS	WG250829
Barium, total (3050)	M6010B ICP	WG250782
Beryllium, total (3050)	M6010B ICP	WG250782
Cadmium, total (3050)	M6010B ICP	WG250782
Chromium, total (3050)	M6010B ICP	WG250782
Cobalt, total (3050)	M6010B ICP	WG250782
Copper, total (3050)	M6010B ICP	WG250782
Lead, total (3050)	M6020 ICP-MS	WG250829
Manganese, total (3050)	M6010B ICP	WG250782
Mercury, total	M7471A CVAA	WG250486
Molybdenum, total (3050)	M6010B ICP	WG250782
Nickel, total (3050)	M6010B ICP	WG250782
Selenium, total (3050)	M6020 ICP-MS	WG250829
Thallium, total (3050)	M6020 ICP-MS	WG250829
Uranium, total (3050)	M6020 ICP-MS	WG250829
Zinc, total (3050)	M6010B ICP	WG250782

Soil Analysis

Solids, Percent	CLPSOW390, PART F, D-98	WG250193

Soil Preparation

Air Dry at 34 Degrees C	USDA No. 1, 1972	WG250191
Digestion - Hot Plate	M3050B ICP-MS	WG250513
Sieve-2000 um (2.0mm)	ASA No.9, 15-4.2.2	WG250491

L71134-15

Metals Analysis

Antimony, total (3050)	M6020 ICP-MS	WG250829
Arsenic, total (3050)	M6020 ICP-MS	WG250829
Barium, total (3050)	M6010B ICP	WG250782
Beryllium, total (3050)	M6010B ICP	WG250782
Cadmium, total (3050)	M6010B ICP	WG250782
Chromium, total (3050)	M6010B ICP	WG250782
Cobalt, total (3050)	M6010B ICP	WG250782
Copper, total (3050)	M6010B ICP	WG250782
Lead, total (3050)	M6020 ICP-MS	WG250829
Manganese, total (3050)	M6010B ICP	WG250782
Mercury, total	M7471A CVAA	WG250486
Molybdenum, total (3050)	M6010B ICP	WG250782
Nickel, total (3050)	M6010B ICP	WG250782
Selenium, total (3050)	M6020 ICP-MS	WG250829
Thallium, total (3050)	M6020 ICP-MS	WG250829
Uranium, total (3050)	M6020 ICP-MS	WG250829
Zinc, total (3050)	M6010B ICP	WG250782

Soil Analysis

Solids, Percent	CLPSOW390, PART F, D-98	WG250193

Soil Preparation

Air Dry at 34 Degrees C	USDA No. 1, 1972	WG250191
Digestion - Hot Plate	M3050B ICP-MS	WG250513
Sieve-2000 um (2.0mm)	ASA No.9, 15-4.2.2	WG250491

L71134-16

Metals Analysis

Antimony, total (3050)	M6020 ICP-MS	WG250829
Arsenic, total (3050)	M6020 ICP-MS	WG250829
Barium, total (3050)	M6010B ICP	WG250782
Beryllium, total (3050)	M6010B ICP	WG250782
Cadmium, total (3050)	M6010B ICP	WG250782
Chromium, total (3050)	M6010B ICP	WG250782
Cobalt, total (3050)	M6010B ICP	WG250782
Copper, total (3050)	M6010B ICP	WG250834
Lead, total (3050)	M6020 ICP-MS	WG250918
Manganese, total (3050)	M6010B ICP	WG250782
Mercury, total	M7471A CVAA	WG250486
Molybdenum, total (3050)	M6010B ICP	WG250782
Nickel, total (3050)	M6010B ICP	WG250782
Selenium, total (3050)	M6020 ICP-MS	WG250829
Thallium, total (3050)	M6020 ICP-MS	WG250829
Uranium, total (3050)	M6020 ICP-MS	WG250829
Zinc, total (3050)	M6010B ICP	WG250782

Soil Analysis

Solids, Percent	CLPSOW390, PART F, D-98	WG250193

Soil Preparation

Air Dry at 34 Degrees C	USDA No. 1, 1972	WG250191
Digestion - Hot Plate	M3050B ICP-MS	WG250513
Sieve-2000 um (2.0mm)	ASA No.9, 15-4.2.2	WG250491

L71134-17

Metals Analysis

Antimony, total (3050)	M6020 ICP-MS	WG250829
Arsenic, total (3050)	M6020 ICP-MS	WG250829
Barium, total (3050)	M6010B ICP	WG250782
Beryllium, total (3050)	M6010B ICP	WG250782
Cadmium, total (3050)	M6010B ICP	WG250782
Chromium, total (3050)	M6010B ICP	WG250782
Cobalt, total (3050)	M6010B ICP	WG250782
Copper, total (3050)	M6010B ICP	WG250782
Lead, total (3050)	M6020 ICP-MS	WG250918
Manganese, total (3050)	M6010B ICP	WG250782
Mercury, total	M7471A CVAA	WG250486
Molybdenum, total (3050)	M6010B ICP	WG250782
Nickel, total (3050)	M6010B ICP	WG250782
Selenium, total (3050)	M6020 ICP-MS	WG250829
Thallium, total (3050)	M6020 ICP-MS	WG250829
Uranium, total (3050)	M6020 ICP-MS	WG250829
Zinc, total (3050)	M6010B ICP	WG250782

Soil Analysis

Solids, Percent	CLPSOW390, PART F, D-98	WG250193

Soil Preparation

Air Dry at 34 Degrees C	USDA No. 1, 1972	WG250191
Digestion - Hot Plate	M3050B ICP-MS	WG250513
Sieve-2000 um (2.0mm)	ASA No.9, 15-4.2.2	WG250491

ACZ Laboratories, Inc.
2773 Downhill Drive Steamboat Springs, CO 80487 (800) 334-5493

Sample Receipt

FMI Gold & Copper - Sierrita

ACZ Project ID:	L71134
Date Received:	8/13/2008
Received By:	lcp
Date Printed:	8/14/2008

Receipt Verification

	YES	NO	NA
1) Does this project require special handling procedures such as CLP protocol?			X
2) Are the custody seals on the cooler intact?	X		
3) Are the custody seals on the sample containers intact?			X
4) Is there a Chain of Custody or other directive shipping papers present?	X		
5) Is the Chain of Custody complete?	X		
6) Is the Chain of Custody in agreement with the samples received?	X		
7) Is there enough sample for all requested analyses?	X		
8) Are all samples within holding times for requested analyses?	X		
9) Were all sample containers received intact?	X		
10) Are the temperature blanks present?			X
11) Are the trip blanks (VOA and/or Cyanide) present?			X
12) Are samples requiring no headspace, headspace free?			X
13) Do the samples that require a Foreign Soils Permit have one?			X

Exceptions: If you answered no to any of the above questions, please describe

N/A

Contact (For any discrepancies, the client must be contacted)

N/A

Shipping Containers

Cooler Id		Temp (°C)	Rad (µR/hr)
2926		1.7	16
2923		3.9	15

Client must contact ACZ Project Manager if analysis should not proceed for samples received outside of thermal preservation acceptance criteria.

Notes

ACZ Laboratories, Inc.
2773 Downhill Drive Steamboat Springs, CO 80487 (800) 334-5493

Sample Receipt

FMI Gold & Copper - Sierrita

ACZ Project ID: L71134
Date Received: 8/13/2008
Received By:

Sample Container Preservation

SAMPLE	CLIENT ID	R < 2	G < 2	BK < 2	Y< 2	YG< 2	B< 2	O < 2	T >12	N/A	RAD	ID
L71134-01	RP-JS-02-0-1									X		
L71134-02	RP-JS-02-1-3									X		
L71134-03	RP-JS-02-1-3D									X		
L71134-04	RP-JS-02-5-7									X		
L71134-05	RP-JS-02-10-12									X		
L71134-06	RP-JS-02-15-17									X		
L71134-07	RP-JS-01-0-1									X		
L71134-08	RP-JS-01-1-3									X		
L71134-09	RP-JS-01-1-3D									X		
L71134-10	RP-JS-01-5-7									X		
L71134-11	RP-JS-01-10-12									X		
L71134-12	RP-JS-01-15-17									X		
L71134-13	EM-JS-08-0-1									X		
L71134-14	EM-JS-08-1-3									X		
L71134-15	EM-JS-08-1-3D									X		
L71134-16	EM-JS-08-5-7									X		
L71134-17	EM-JS-08-10-12									X		

Sample Container Preservation Legend

Abbreviation	Description	Container Type	Preservative/Limits
R	Raw/Nitric	RED	pH must be < 2
B	Filtered/Sulfuric	BLUE	pH must be < 2
BK	Filtered/Nitric	BLACK	pH must be < 2
G	Filtered/Nitric	GREEN	pH must be < 2
O	Raw/Sulfuric	ORANGE	pH must be < 2
P	Raw/NaOH	PURPLE	pH must be > 12 *
T	Raw/NaOH Zinc Acetate	TAN	pH must be > 12
Y	Raw/Sulfuric	YELLOW	pH must be < 2
YG	Raw/Sulfuric	YELLOW GLASS	pH must be < 2
N/A	No preservative needed	Not applicable	
RAD	Gamma/Beta dose rate	Not applicable	must be < 250 µR/hr

* pH check performed by analyst prior to sample preparation

Sample IDs Reviewed By: lcp

ACZ Laboratories, Inc.

2773 Downhill Drive Steamboat Springs, CO 80487 (800) 334-5493

CHAIN of CUSTODY

Report to:

Name: Ned Hall
Company: FMI
E-mail: Ned-Hall@FMI-.com
Address: 6200 W. Duval Mine Rd PO Box 527 Green Valley AZ
Telephone: 520-648-8857

Copy of Report to:

Name: Rick Smith & Steven Vaughn
Company: URS
E-mail: Rick_Smith@URSCorp.com
Telephone: Steven_Vaughn@URSCorp.com

Invoice to:

Name: Ned Hall
Company: FMI
E-mail: Ned-Hall@FMI-.com
Address: 6200 W. Duval Mine Rd PO BOX 527 Green Valley AZ
Telephone: 520-648-8857

If sample(s) received past holding time (HT), or if insufficient HT remains to complete analysis before expiration, shall ACZ proceed with requested short HT analyses? YES [ ] NO [ ]
If "NO" then ACZ will contact client for further instruction. If neither "YES" nor "NO" is indicated, ACZ will proceed with the requested analyses, even if HT is expired, and data will be qualified.

PROJECT INFORMATION

Quote #: 05Ø7R9
Project/PO #:
Reporting state for compliance testing:
Sampler's Name: Kevin Walsh
Are any samples NRC licensable material?

ANALYSES REQUESTED *(attach list or use quote number)*

SAMPLE IDENTIFICATION	DATE:TIME	Matrix	# of Containers	See Attached Quote 7/3/08
~~EM-JS-01-0-1~~	~~8-1-08~~			
RP-JS-02-0-1	8/12/08 0811	SO	2	
RP-JS-02-1-3	8/12/08 0811	SO	2	
RP-JS-02-1-3 D	8/12/08 0811	SO	2	
RP-JS-02-5-7	8/12/08 0821	SO	2	
RP-JS-02-10-12	8/12/08 0837	SO	2	
RP-JS-02-15-17	8/12/08 0851	SO	2	
RP-JS-01-0-1	8/12/08 0921	SO	2	
RP-JS-01-1-3	8/12/08 0921	SO	2	
~~RP-JS-01-1-3 D~~	~~8/12/08 0921~~	~~SO~~	~~2~~	
~~RP-JS-01-5-7~~	~~8/12/08 0940~~	~~SO~~	~~2~~	

Matrix: SW (Surface Water) · GW (Ground Water) · WW (Waste Water) · DW (Drinking Water) · SL (Sludge) · SO (Soil) · OL (Oil) · Other

REMARKS/ SAMPLE DISCLOSURES

8616 8504 9700
8616 8504 9710 } Fed EX

PAGE 1 of 2

Please refer to ACZ's terms & conditions located on the reverse side of this COC.

RELINQUISHED BY:	DATE:TIME	RECEIVED BY:	DATE:TIME
[signature]	8/12/08 (50)		

FRMAD050.03.05.02 White - Return with sample. Yellow - Retain for your records.

ACZ Laboratories, Inc.

2773 Downhill Drive Steamboat Springs, CO 80487 (800) 334-5493

CHAIN of CUSTODY

Report to:

Name: Ned Hall
Company: FMI - Sierita
E-mail: Ned_Hall@FMI.com
Address: 6200 W. Duval Mine Rd
PO Box 527 Green Valley, AZ
Telephone: 520-648-8857

Copy of Report to:

Name: Rick_Smith@CURSCorp.com
Company:
E-mail: Steve_Vaughn@CURSCorp.com
Telephone:

Invoice to:

Name: Ned Hall
Company: FMI - Sierita
E-mail: Ned_Hall@FMI.com
Address: 6200 W. Duval Mine Rd
PO Box 527, Green Valley, AZ
Telephone: 520-648-8857

If sample(s) received past holding time (HT), or if insufficient HT remains to complete analysis before expiration, shall ACZ proceed with requested short HT analyses? YES [ ] NO [ ]
If "NO" then ACZ will contact client for further instruction. If neither "YES" nor "NO" is indicated, ACZ will proceed with the requested analyses, even if HT is expired, and data will be qualified.

PROJECT INFORMATION

Quote #: OJ07R9
Project/PO #:
Reporting state for compliance testing:
Sampler's Name: Kevin Walsh
Are any samples NRC licensable material?

ANALYSES REQUESTED *(attach list or use quote number)*

SAMPLE IDENTIFICATION	DATE:TIME	Matrix	# of Containers	See attached Quote 7/8/08							
RP-JS-01-10-12	8/12/08 (0953)	SO	2	X							
RP-JS-01-15-17	8/12/08 (1005)	SO	2	X							
EM-JS-08-0-1	8/12/08 (1328)0128	SO	2	X							
EM-JS-08-1-3	8/12/08 (1328)0128	SO	2	X							
EM-JS-08-1-3D	8/12/08 (1328)0128	SO	2	X							
EM-JS-08-5-7	8/12/08 (1333)0133	SO	2	X							
EM-JS-08-10-12	8/12/08 (1356)0136	SO	2	X							

Matrix: SW (Surface Water) · GW (Ground Water) · WW (Waste Water) · DW (Drinking Water) · SL (Sludge) · SO (Soil) · OL (Oil) · Other

REMARKS/ SAMPLE DISCLOSURES

8616-8504-9700 Fed Ex Tracking #
8616-8504-9710

PAGE 2 of 2

Please refer to ACZ's terms & conditions located on the reverse side of this COC.

RELINQUISHED BY:	DATE:TIME	RECEIVED BY:	DATE:TIME
[signature]	8/12/08 1500		

FRMAD050.03.05.02 White - Return with sample. Yellow - Retain for your records.

ACZ Laboratories, Inc. L71134

2773 Downhill Drive Steamboat Springs, CO 80487 (800) 334-5493

CHAIN of CUSTODY

Report to:

Name: Rick Smith
Company: URS
E-mail: rick_smith@urscorp.com

Address: steven_vaughn@urscorp.com
333 E Wetmore Rd. Ste 411
Telephone: (520) ~~407~~ KW 887-1800

Copy of Report to:

Name:
Company:
E-mail:
Telephone:

Invoice to:

Name: Steven_vaughn@urscorp.com
Company: URS Corp.
E-mail: Steven Vaughn

Address:
Telephone:

If sample(s) received past holding time (HT), or if insufficient HT remains to complete analysis before expiration, shall ACZ proceed with requested short HT analyses? YES ☐ NO ☐
If "NO" then ACZ will contact client for further instruction. If neither "YES" nor "NO" is indicated, ACZ will proceed with the requested analyses, even if HT is expired, and data will be qualified.

PROJECT INFORMATION

Quote #:
Project/PO #:
Reporting state for compliance testing:
Sampler's Name:
Are any samples NRC licensable material?

ANALYSES REQUESTED *(attach list or use quote number)*

SAMPLE IDENTIFICATION	DATE:TIME	Matrix	# of Containers								
RP-JS-02-0-1	8/12/08 0811	SO	2								
RP-JS-02-1-3	8/12/08 0811	SO	2								
RP-JS-02-1-3 D	8/12/08 0811	SO	2								
RP-JS-02-5-7	8/12/08 0821	SO	2								
RP-JS-02-10-12	08/12/08 0837	SO	2								
RP-JS-02-15-17	08/12/08 0851	SO	2								
RP-JS-01-0-1	08/12/08 0921	SO	2								
RP-JS-01-1-3	08/12/08 0921	SO	2								
RP-JS-01-1-3 D	08/12/08 0921	SO	2								
RP-JS-01-5-7	08/12/08 0940	SO	2								

Matrix: SW (Surface Water) · GW (Ground Water) · WW (Waste Water) · DW (Drinking Water) · SL (Sludge) · SO (Soil) · OL (Oil) · Other

REMARKS/ SAMPLE DISCLOSURES

Fedex tracking nos. 8616 8504 8 9700
8616 8504 9710

PAGE of

Please refer to ACZ's terms & conditions located on the reverse side of this COC.

RELINQUISHED BY:	DATE:TIME	RECEIVED BY:	DATE:TIME
		MS	8-13-08 10:48

FRMAD050.03.05.02 White - Return with sample. Yellow - Retain for your records.

ACZ Laboratories, Inc. L71134

2773 Downhill Drive Steamboat Springs, CO 80487 (800) 334-5493

CHAIN of CUSTODY

Report to:

Name: Rick Smith
Company: URS
E-mail: rick_smith@urscorp.com
Address: 333 E Wetmore Rd Ste 411 Tucson AZ.
Telephone: 520-887-1800

Copy of Report to:

Name:
Company:
E-mail:
Telephone:

Invoice to:

Name: Steve Vaughn
Company: URS Corp
E-mail: Steve_Vaughn@urscorp.com
Address:
Telephone:

If sample(s) received past holding time (HT), or if insufficient HT remains to complete analysis before expiration, shall ACZ proceed with requested short HT analyses? YES [ ] NO [ ]
If "NO" then ACZ will contact client for further instruction. If neither "YES" nor "NO" is indicated, ACZ will proceed with the requested analyses, even if HT is expired, and data will be qualified.

PROJECT INFORMATION

Quote #:
Project/PO #:
Reporting state for compliance testing:
Sampler's Name:
Are any samples NRC licensable material?

ANALYSES REQUESTED *(attach list or use quote number)*

SAMPLE IDENTIFICATION	DATE:TIME	Matrix	# of Containers								
RP-JS-01-10-12	8/12/08 0953	SO	2								
RP-JS-01-15-17	08/12/08 1005	SO	2								
Em-JS-08-0-1	8/12/08 0128	SO	2								
Em-JS-08-1-3	8/12/08 0828	SO	2								
Em-JS-08-1-3D	8/12/08 0128	SO	2								
Em-JS-08-5-7	8/12/08 0133	SO	2								
Em-JS-08-10-12	8/12/08 0156	SO	2								

Matrix: SW (Surface Water) · GW (Ground Water) · WW (Waste Water) · DW (Drinking Water) · SL (Sludge) · SO (Soil) · OL (Oil) · Other

REMARKS/ SAMPLE DISCLOSURES

Fed Ex tracking #s 8616 8504 9700
8616 8504 9710

PAGE of

Please refer to ACZ's terms & conditions located on the reverse side of this COC.

RELINQUISHED BY:	DATE:TIME	RECEIVED BY:	DATE:TIME
		MBS	8.13.08 10:48

FRMAD050.03.05.02 White - Return with sample. Yellow - Retain for your records.

ACZ Laboratories, Inc.

2773 Downhill Drive Steamboat Springs, CO 80487 (800) 334-5493

Analytical Quote

Accounts Payable
FMI Gold & Copper - Sierrita
P.O. Box 2671
Phoenix, AZ 85002-2671

7/8/2008

Quote Number: SOIL-GPL

Matrix: Soil — Sierrita Soil Sampling Program

Parameter	Method	Detection Limit	Cost/Sample
Metals Analysis			
Antimony, total (3050)	M6020 ICP-MS	0.04 mg/Kg	$13.50
Arsenic, total (3050)	M6020 ICP-MS	0.05 mg/Kg	$13.50
Barium, total (3050)	M6010B ICP	0.3 mg/Kg	$6.75
Beryllium, total (3050)	M6010B ICP	0.2 mg/Kg	$6.75
Cadmium, total (3050)	M6010B ICP	0.5 mg/Kg	$6.75
Chromium, total (3050)	M6010B ICP	1 mg/Kg	$6.75
Cobalt, total (3050)	M6010B ICP	1 mg/Kg	$6.75
Copper, total (3050)	M6010B ICP	1 mg/Kg	$6.75
Lead, total (3050)	M6020 ICP-MS	0.01 mg/Kg	$13.50
Manganese, total (3050)	M6010B ICP	0.5 mg/Kg	$6.75
Mercury, total	M7471A CVAA	0.02 mg/Kg	$17.25
Molybdenum, total (3050)	M6010B ICP	1 mg/Kg	$6.75
Nickel, total (3050)	M6010B ICP	1 mg/Kg	$6.75
Selenium, total (3050)	M6020 ICP-MS	0.01 mg/Kg	$13.50
Thallium, total (3050)	M6020 ICP-MS	0.01 mg/Kg	$13.50
Uranium, total (3050)	M6020 ICP-MS	0.01 mg/Kg	$13.50
Zinc, total (3050)	M6010B ICP	1 mg/Kg	$6.75
Misc.			
Electronic Data Deliverable			$0.00
Quality Control Summary			$0.00
Sample Preparation			
Air Dry at 34 Degrees C	USDA No. 1, 1972		$5.25
Digestion - Alkaline	M3060A		$99.98
Digestion - Hot Plate	M3050B ICP-MS		$10.50
Sieve-2000 um (2.0mm)	ASA No.9, 15-4.2.2		$8.25
Soil Analysis			
Solids, Percent	CLPSOW390, PART F, D-98	0.1 %	$5.25
Wet Chemistry			
Chromium, Hexavalent (3060)	M7196A	0.005 mg/Kg	$28.00
		Cost/Sample:	**$322.98**

Pricing includes standard deliverables and turnaround. Includes a QC Summary and default electronic data deliverable.
Method detection limits are estimates and may be elevated depending on sample matrix.

ACZ Laboratories, Inc.
2773 Downhill Drive Steamboat Springs, CO 80487 (800) 334-5493

Analytical Report

November 25, 2008

Report to:
Ned Hall
FMI Gold & Copper - Sierrita
P.O. Box 527 6200 W. Duval Mine Rd.
Green Valley, AZ 85622-0527

Bill to:
Accounts Payable
FMI Gold & Copper - Sierrita
P.O. Box 2671
Phoenix, AZ 85002-2671

cc: Rick Smith, Steve Vaughn

Project ID: OJ07R9
ACZ Project ID: L72871

Ned Hall:

Enclosed are the analytical results for sample(s) submitted to ACZ Laboratories, Inc. (ACZ) on November 05, 2008. This project has been assigned to ACZ's project number, L72871. Please reference this number in all future inquiries.

All analyses were performed according to ACZ's Quality Assurance Plan, version 12.0. The enclosed results relate only to the samples received under L72871. Each section of this report has been reviewed and approved by the appropriate Laboratory Supervisor, or a qualified substitute.

Except as noted, the test results for the methods and parameters listed on ACZ's current NELAC certificate letter (#ACZ) meet all requirements of NELAC.

This report shall be used or copied only in its entirety. ACZ is not responsible for the consequences arising from the use of a partial report.

All samples and sub-samples associated with this project will be disposed of after December 25, 2008. If the samples are determined to be hazardous, additional charges apply for disposal (typically less than $10/sample). If you would like the samples to be held longer than ACZ's stated policy or to be returned, please contact your Project Manager or Customer Service Representative for further details and associated costs. ACZ retains analytical reports for five years.

If you have any questions or other needs, please contact your Project Manager.

S. Habermehl

Scott Habermehl has reviewed
and approved this report.

FMI GOLD & COPPER - SIERRITA

Level IV Data Package – L72871
Table of Contents

1. Analytical Report Cover Page
2. Table of Contents
3. Sample Summary Page
4. Case Narrative – if needed
5. Inorganic Analytical Results - Pages **5** to **42**
    a. Total Metals, Mercury, Percent Solids & Air Dry
    b. Inorganic Reference Page
    c. Inorganic QC Summary
        i. Calibration data
        ii. LCSW, LFB, PBW, PQV results
        iii. Matrix/Analytical Spike Recoveries
        iv. Duplicate Precision
    d. Inorganic Extended Qualifier Page
    e. Certification Qualifiers
6. Inorganic Raw Data- Pages - Pages **43** to **268**
    a. ICPMS 3050 raw data
    b. ICP 3050 raw data
    c. Mercury raw data
    d. ICP/ICPMS Prep Data
    e. Percent Solids
    f. Air Dry
    g. Soil prep sieve
7. Run Logs- Pages **269** to **278**
8. Sample Receipt Documents- Pages **279** to **283**
    a. Sample Receipt Form
    b. Chain of Custody – Copy

ACZ Laboratories, Inc.
2773 Downhill Drive Steamboat Springs, CO 80487 (800) 334-5493

Sample Summary

ACZ Project ID: ***L72871***

SAMPLE ID	LAB NO.	SAMPLE DATE	SAMPLE TIME
ST-SB06 0-20	L72871-01	10/21/2008	11:48
ST-SB06 20-40	L72871-02	10/21/2008	14:37
ST-SB06 40-60	L72871-03	10/22/2008	9:07
ST-SB06 60-80	L72871-04	10/22/2008	10:27
ST-SB06 80-100	L72871-05	10/23/2008	9:52
ST-SB06 100-120	L72871-06	10/23/2008	10:32
ST-SB06 120-140	L72871-07	10/23/2008	11:07
ST-SB06 140-160	L72871-08	10/23/2008	13:37
ST-SB06 160-180	L72871-09	10/23/2008	14:52
ST-SB06 180-200	L72871-10	10/24/2008	9:27
ST-SB06 200-220	L72871-11	10/24/2008	11:47
ST-SB06 220-240	L72871-12	10/24/2008	14:52
ST-SB06 240-260	L72871-13	10/25/2008	10:12
ST-SB06 260-280	L72871-14	10/26/2008	9:07
ST-SB06 280-300	L72871-15	10/28/2008	9:47
ST-SB06 300-320	L72871-16	10/28/2008	13:52
ST-SB06 300-320 D	L72871-17	10/28/2008	13:52
ST-SB06 260-280 MSD	L72871-18	10/26/2008	9:07

ACZ Laboratories, Inc.
2773 Downhill Drive Steamboat Springs, CO 80487 (800) 334-5493

Case Narrative

FMI Gold Copper - Sierrita

November 25, 2008

Project ID: OJ07R9
ACZ Project ID: L72871

Sample Receipt

ACZ Laboratories, Inc. (ACZ) received 18 soil samples from FMI Gold & Copper - Sierrita on November 5, 2008. The samples were received in good condition. Upon receipt, the sample custodian removed the samples from the cooler, inspected the contents, and logged the samples into ACZ's computerized Laboratory Information Management System (LIMS). The samples were assigned ACZ LIMS project number L72871. The custodian verified the sample information entered into the computer against the chain of custody (COC) forms and sample bottle labels.

Holding Times

All analyses were performed within EPA recommended holding times.

Sample Analysis

These samples were analyzed for inorganic parameters. The individual methods are referenced on both, the ACZ invoice and the analytical reports. The extended qualifier reports may contain footnotes qualifying specific elements due to QC failures. In addition the following has been noted with this specific project:

1. Some of the Lead results have been qualified with the N1 flag on the extended qual report. The chemist noted that the associated interferent check sample failed biased high. The level in the samples was greater than 10x the level in the isca. No significant impact would be expected.

ACZ Laboratories, Inc.
2773 Downhill Drive Steamboat Springs, CO 80487 (800) 334-5493

Inorganic Analytical Results

FMI Gold & Copper - Sierrita
Project ID: OJ07R9
Sample ID: ST-SB06 0-20

ACZ Sample ID: ***L72871-01***
Date Sampled: *10/21/08 11:48*
Date Received: *11/05/08*
Sample Matrix: *Soil*

Metals Analysis

Parameter	EPA Method	Result	Qual	XQ	Units	MDL	PQL	Date	Analyst
Antimony, total (3050)	M6020 ICP-MS	0.3	B	*	mg/Kg	0.2	1	11/11/08 22:21	rac
Arsenic, total (3050)	M6020 ICP-MS	1.2		*	mg/Kg	0.3	1	11/11/08 22:21	rac
Barium, total (3050)	M6010B ICP	83.6		*	mg/Kg	0.3	2	11/11/08 23:18	aeh
Beryllium, total (3050)	M6010B ICP	0.3	B		mg/Kg	0.2	1	11/11/08 23:18	aeh
Cadmium, total (3050)	M6010B ICP		U		mg/Kg	0.5	2	11/11/08 23:18	aeh
Chromium, total (3050)	M6010B ICP	5			mg/Kg	1	5	11/11/08 23:18	aeh
Cobalt, total (3050)	M6010B ICP	5		*	mg/Kg	1	5	11/11/08 23:18	aeh
Copper, total (3050)	M6010B ICP	303		*	mg/Kg	1	5	11/11/08 23:18	aeh
Lead, total (3050)	M6020 ICP-MS	2.45			mg/Kg	0.05	0.3	11/19/08 13:04	rac
Manganese, total (3050)	M6010B ICP	187			mg/Kg	0.5	3	11/11/08 23:18	aeh
Mercury, total	M7471A CVAA		U		mg/Kg	0.04	0.2	11/18/08 11:25	pmc
Molybdenum, total (3050)	M6010B ICP	48		*	mg/Kg	1	5	11/11/08 23:18	aeh
Nickel, total (3050)	M6010B ICP	3	B		mg/Kg	1	5	11/11/08 23:18	aeh
Selenium, total (3050)	M6020 ICP-MS	0.55			mg/Kg	0.05	0.3	11/11/08 22:21	rac
Thallium, total (3050)	M6020 ICP-MS	0.27	B	*	mg/Kg	0.05	0.3	11/11/08 22:21	rac
Uranium, total (3050)	M6020 ICP-MS	4.64		*	mg/Kg	0.05	0.3	11/11/08 22:21	rac
Zinc, total (3050)	M6010B ICP	28		*	mg/Kg	1	5	11/11/08 23:18	aeh

Soil Analysis

Parameter	EPA Method	Result	Qual	XQ	Units	MDL	PQL	Date	Analyst
Solids, Percent	CLPSOW390, PART F, D-98	93.3		*	%	0.1	0.5	11/06/08 10:06	bjl

Soil Preparation

Parameter	EPA Method	Result	Qual	XQ	Units	MDL	PQL	Date	Analyst
Air Dry at 34 Degrees C	USDA No. 1, 1972			*				11/06/08 7:00	bjl
Digestion - Hot Plate	M3050B ICP-MS							11/10/08 8:39	mjc
Sieve-2000 um (2.0mm)	ASA No.9, 15-4.2.2			*				11/07/08 13:00	bjl

Arizona license number: AZ0102

** Please refer to Qualifier Reports for details.*

ACZ Laboratories, Inc.
2773 Downhill Drive Steamboat Springs, CO 80487 (800) 334-5493

Inorganic Analytical Results

FMI Gold & Copper - Sierrita
Project ID: OJ07R9
Sample ID: ST-SB06 20-40

ACZ Sample ID: ***L72871-02***
Date Sampled: *10/21/08 14:37*
Date Received: *11/05/08*
Sample Matrix: *Soil*

Metals Analysis

Parameter	EPA Method	Result	Qual	XQ	Units	MDL	PQL	Date	Analyst
Antimony, total (3050)	M6020 ICP-MS	0.3	B	*	mg/Kg	0.2	1	11/11/08 22:32	rac
Arsenic, total (3050)	M6020 ICP-MS	1.3		*	mg/Kg	0.3	1	11/11/08 22:32	rac
Barium, total (3050)	M6010B ICP	91.7		*	mg/Kg	0.3	2	11/11/08 23:40	aeh
Beryllium, total (3050)	M6010B ICP	0.3	B		mg/Kg	0.2	1	11/11/08 23:40	aeh
Cadmium, total (3050)	M6010B ICP		U		mg/Kg	0.5	2	11/11/08 23:40	aeh
Chromium, total (3050)	M6010B ICP	5	B		mg/Kg	1	5	11/11/08 23:40	aeh
Cobalt, total (3050)	M6010B ICP	6		*	mg/Kg	1	5	11/11/08 23:40	aeh
Copper, total (3050)	M6010B ICP	454		*	mg/Kg	1	5	11/11/08 23:40	aeh
Lead, total (3050)	M6020 ICP-MS	3.16			mg/Kg	0.05	0.3	11/19/08 13:13	rac
Manganese, total (3050)	M6010B ICP	174			mg/Kg	0.5	3	11/11/08 23:40	aeh
Mercury, total	M7471A CVAA		U		mg/Kg	0.04	0.2	11/18/08 11:31	pmc
Molybdenum, total (3050)	M6010B ICP	47		*	mg/Kg	1	5	11/11/08 23:40	aeh
Nickel, total (3050)	M6010B ICP	3	B		mg/Kg	1	5	11/11/08 23:40	aeh
Selenium, total (3050)	M6020 ICP-MS	0.71			mg/Kg	0.05	0.3	11/11/08 22:32	rac
Thallium, total (3050)	M6020 ICP-MS	0.14	B	*	mg/Kg	0.05	0.3	11/11/08 22:32	rac
Uranium, total (3050)	M6020 ICP-MS	3.56		*	mg/Kg	0.05	0.3	11/11/08 22:32	rac
Zinc, total (3050)	M6010B ICP	37		*	mg/Kg	1	5	11/11/08 23:40	aeh

Soil Analysis

Parameter	EPA Method	Result	Qual	XQ	Units	MDL	PQL	Date	Analyst
Solids, Percent	CLPSOW390, PART F, D-98	87.1		*	%	0.1	0.5	11/06/08 12:18	bjl

Soil Preparation

Parameter	EPA Method	Result	Qual	XQ	Units	MDL	PQL	Date	Analyst
Air Dry at 34 Degrees C	USDA No. 1, 1972			*				11/06/08 7:05	bjl
Digestion - Hot Plate	M3050B ICP-MS							11/10/08 9:33	mjc
Sieve-2000 um (2.0mm)	ASA No.9, 15-4.2.2			*				11/07/08 15:05	bjl

Arizona license number: AZ0102

** Please refer to Qualifier Reports for details.*

ACZ Laboratories, Inc.
2773 Downhill Drive Steamboat Springs, CO 80487 (800) 334-5493

Inorganic Analytical Results

FMI Gold & Copper - Sierrita
Project ID: OJ07R9
Sample ID: ST-SB06 40-60

ACZ Sample ID: ***L72871-03***
Date Sampled: *10/22/08 09:07*
Date Received: *11/05/08*
Sample Matrix: *Soil*

Metals Analysis

Parameter	EPA Method	Result	Qual	XQ	Units	MDL	PQL	Date	Analyst
Antimony, total (3050)	M6020 ICP-MS		U	*	mg/Kg	0.2	1	11/11/08 22:38	rac
Arsenic, total (3050)	M6020 ICP-MS	2.1		*	mg/Kg	0.3	1	11/11/08 22:38	rac
Barium, total (3050)	M6010B ICP	73.8		*	mg/Kg	0.3	2	11/11/08 23:44	aeh
Beryllium, total (3050)	M6010B ICP	0.4	B		mg/Kg	0.2	1	11/11/08 23:44	aeh
Cadmium, total (3050)	M6010B ICP		U		mg/Kg	0.5	2	11/11/08 23:44	aeh
Chromium, total (3050)	M6010B ICP	6			mg/Kg	1	5	11/11/08 23:44	aeh
Cobalt, total (3050)	M6010B ICP	9		*	mg/Kg	1	5	11/11/08 23:44	aeh
Copper, total (3050)	M6010B ICP	387		*	mg/Kg	1	5	11/11/08 23:44	aeh
Lead, total (3050)	M6020 ICP-MS	3.66			mg/Kg	0.05	0.3	11/19/08 13:17	rac
Manganese, total (3050)	M6010B ICP	225			mg/Kg	0.5	3	11/11/08 23:44	aeh
Mercury, total	M7471A CVAA		U		mg/Kg	0.05	0.2	11/18/08 11:34	pmc
Molybdenum, total (3050)	M6010B ICP	63		*	mg/Kg	1	5	11/11/08 23:44	aeh
Nickel, total (3050)	M6010B ICP	5	B		mg/Kg	1	5	11/11/08 23:44	aeh
Selenium, total (3050)	M6020 ICP-MS	0.98			mg/Kg	0.05	0.3	11/11/08 22:38	rac
Thallium, total (3050)	M6020 ICP-MS	0.21	B	*	mg/Kg	0.05	0.3	11/11/08 22:38	rac
Uranium, total (3050)	M6020 ICP-MS	4.54		*	mg/Kg	0.05	0.3	11/11/08 22:38	rac
Zinc, total (3050)	M6010B ICP	50		*	mg/Kg	1	5	11/11/08 23:44	aeh

Soil Analysis

Parameter	EPA Method	Result	Qual	XQ	Units	MDL	PQL	Date	Analyst
Solids, Percent	CLPSOW390, PART F, D-98	80.9		*	%	0.1	0.5	11/06/08 13:25	bjl

Soil Preparation

Parameter	EPA Method	Result	Qual	XQ	Units	MDL	PQL	Date	Analyst
Air Dry at 34 Degrees C	USDA No. 1, 1972			*				11/06/08 7:11	bjl
Digestion - Hot Plate	M3050B ICP-MS							11/10/08 9:51	mjc
Sieve-2000 um (2.0mm)	ASA No.9, 15-4.2.2			*				11/07/08 17:11	bjl

Arizona license number: AZ0102

** Please refer to Qualifier Reports for details.*

ACZ Laboratories, Inc.
2773 Downhill Drive Steamboat Springs, CO 80487 (800) 334-5493

Inorganic Analytical Results

FMI Gold & Copper - Sierrita
Project ID: OJ07R9
Sample ID: ST-SB06 60-80

ACZ Sample ID: ***L72871-04***
Date Sampled: *10/22/08 10:27*
Date Received: *11/05/08*
Sample Matrix: *Soil*

Metals Analysis

Parameter	EPA Method	Result	Qual	XQ	Units	MDL	PQL	Date	Analyst
Antimony, total (3050)	M6020 ICP-MS	0.6	B	*	mg/Kg	0.2	1	11/11/08 22:55	rac
Arsenic, total (3050)	M6020 ICP-MS	3.8		*	mg/Kg	0.3	1	11/11/08 22:55	rac
Barium, total (3050)	M6010B ICP	51.1		*	mg/Kg	0.3	2	11/11/08 23:47	aeh
Beryllium, total (3050)	M6010B ICP	0.3	B		mg/Kg	0.2	1	11/11/08 23:47	aeh
Cadmium, total (3050)	M6010B ICP		U		mg/Kg	0.5	2	11/11/08 23:47	aeh
Chromium, total (3050)	M6010B ICP	4	B		mg/Kg	1	5	11/11/08 23:47	aeh
Cobalt, total (3050)	M6010B ICP	14		*	mg/Kg	1	5	11/11/08 23:47	aeh
Copper, total (3050)	M6010B ICP	788		*	mg/Kg	1	5	11/11/08 23:47	aeh
Lead, total (3050)	M6020 ICP-MS	8.75		*	mg/Kg	0.05	0.3	11/11/08 22:55	rac
Manganese, total (3050)	M6010B ICP	237			mg/Kg	0.5	3	11/11/08 23:47	aeh
Mercury, total	M7471A CVAA		U		mg/Kg	0.04	0.2	11/18/08 11:36	pmc
Molybdenum, total (3050)	M6010B ICP	46		*	mg/Kg	1	5	11/11/08 23:47	aeh
Nickel, total (3050)	M6010B ICP	4	B		mg/Kg	1	5	11/11/08 23:47	aeh
Selenium, total (3050)	M6020 ICP-MS	1.87			mg/Kg	0.05	0.3	11/11/08 22:55	rac
Thallium, total (3050)	M6020 ICP-MS	0.16	B	*	mg/Kg	0.05	0.3	11/11/08 22:55	rac
Uranium, total (3050)	M6020 ICP-MS	18.40		*	mg/Kg	0.05	0.3	11/11/08 22:55	rac
Zinc, total (3050)	M6010B ICP	51		*	mg/Kg	1	5	11/11/08 23:47	aeh

Soil Analysis

Parameter	EPA Method	Result	Qual	XQ	Units	MDL	PQL	Date	Analyst
Solids, Percent	CLPSOW390, PART F, D-98	93.9		*	%	0.1	0.5	11/06/08 14:31	bjl

Soil Preparation

Parameter	EPA Method	Result	Qual	XQ	Units	MDL	PQL	Date	Analyst
Air Dry at 34 Degrees C	USDA No. 1, 1972			*				11/06/08 7:16	bjl
Digestion - Hot Plate	M3050B ICP-MS							11/10/08 10:10	mjc
Sieve-2000 um (2.0mm)	ASA No.9, 15-4.2.2			*				11/07/08 19:16	bjl

Arizona license number: AZ0102

** Please refer to Qualifier Reports for details.*

ACZ Laboratories, Inc.
2773 Downhill Drive Steamboat Springs, CO 80487 (800) 334-5493

Inorganic Analytical Results

FMI Gold & Copper - Sierrita
Project ID: OJ07R9
Sample ID: ST-SB06 80-100

ACZ Sample ID: ***L72871-05***
Date Sampled: *10/23/08 09:52*
Date Received: *11/05/08*
Sample Matrix: *Soil*

Metals Analysis

Parameter	EPA Method	Result	Qual	XQ	Units	MDL	PQL	Date	Analyst
Antimony, total (3050)	M6020 ICP-MS	0.3	B	*	mg/Kg	0.2	1	11/11/08 23:00	rac
Arsenic, total (3050)	M6020 ICP-MS	2.9		*	mg/Kg	0.3	1	11/11/08 23:00	rac
Barium, total (3050)	M6010B ICP	64.3		*	mg/Kg	0.3	2	11/11/08 23:51	aeh
Beryllium, total (3050)	M6010B ICP	0.6	B		mg/Kg	0.2	1	11/11/08 23:51	aeh
Cadmium, total (3050)	M6010B ICP		U		mg/Kg	0.5	2	11/11/08 23:51	aeh
Chromium, total (3050)	M6010B ICP	7			mg/Kg	1	5	11/11/08 23:51	aeh
Cobalt, total (3050)	M6010B ICP	8		*	mg/Kg	1	5	11/11/08 23:51	aeh
Copper, total (3050)	M6010B ICP	844		*	mg/Kg	1	5	11/11/08 23:51	aeh
Lead, total (3050)	M6020 ICP-MS	11.00		*	mg/Kg	0.05	0.3	11/11/08 23:00	rac
Manganese, total (3050)	M6010B ICP	341			mg/Kg	0.5	3	11/11/08 23:51	aeh
Mercury, total	M7471A CVAA		U		mg/Kg	0.04	0.2	11/18/08 11:38	pmc
Molybdenum, total (3050)	M6010B ICP	102		*	mg/Kg	1	5	11/11/08 23:51	aeh
Nickel, total (3050)	M6010B ICP	3	B		mg/Kg	1	5	11/11/08 23:51	aeh
Selenium, total (3050)	M6020 ICP-MS	1.40			mg/Kg	0.05	0.3	11/11/08 23:00	rac
Thallium, total (3050)	M6020 ICP-MS	0.14	B	*	mg/Kg	0.05	0.3	11/11/08 23:00	rac
Uranium, total (3050)	M6020 ICP-MS	3.86		*	mg/Kg	0.05	0.3	11/11/08 23:00	rac
Zinc, total (3050)	M6010B ICP	92		*	mg/Kg	1	5	11/11/08 23:51	aeh

Soil Analysis

Parameter	EPA Method	Result	Qual	XQ	Units	MDL	PQL	Date	Analyst
Solids, Percent	CLPSOW390, PART F, D-98	93.6		*	%	0.1	0.5	11/06/08 15:37	bjl

Soil Preparation

Parameter	EPA Method	Result	Qual	XQ	Units	MDL	PQL	Date	Analyst
Air Dry at 34 Degrees C	USDA No. 1, 1972			*				11/06/08 7:22	bjl
Digestion - Hot Plate	M3050B ICP-MS							11/10/08 10:28	mjc
Sieve-2000 um (2.0mm)	ASA No.9, 15-4.2.2			*				11/07/08 21:22	bjl

Arizona license number: AZ0102

** Please refer to Qualifier Reports for details.*

ACZ Laboratories, Inc.
2773 Downhill Drive Steamboat Springs, CO 80487 (800) 334-5493

Inorganic Analytical Results

FMI Gold & Copper - Sierrita
Project ID: OJ07R9
Sample ID: ST-SB06 100-120

ACZ Sample ID: ***L72871-06***
Date Sampled: *10/23/08 10:32*
Date Received: *11/05/08*
Sample Matrix: *Soil*

Metals Analysis

Parameter	EPA Method	Result	Qual	XQ	Units	MDL	PQL	Date	Analyst
Antimony, total (3050)	M6020 ICP-MS	0.6	B	*	mg/Kg	0.2	1	11/11/08 23:06	rac
Arsenic, total (3050)	M6020 ICP-MS	2.8		*	mg/Kg	0.3	1	11/11/08 23:06	rac
Barium, total (3050)	M6010B ICP	70.5		*	mg/Kg	0.3	2	11/11/08 23:55	aeh
Beryllium, total (3050)	M6010B ICP	0.5	B		mg/Kg	0.2	1	11/11/08 23:55	aeh
Cadmium, total (3050)	M6010B ICP		U		mg/Kg	0.5	2	11/11/08 23:55	aeh
Chromium, total (3050)	M6010B ICP	6			mg/Kg	1	5	11/11/08 23:55	aeh
Cobalt, total (3050)	M6010B ICP	7		*	mg/Kg	1	5	11/11/08 23:55	aeh
Copper, total (3050)	M6010B ICP	509		*	mg/Kg	1	5	11/11/08 23:55	aeh
Lead, total (3050)	M6020 ICP-MS	6.22		*	mg/Kg	0.05	0.3	11/11/08 23:06	rac
Manganese, total (3050)	M6010B ICP	327			mg/Kg	0.5	3	11/11/08 23:55	aeh
Mercury, total	M7471A CVAA		U		mg/Kg	0.04	0.2	11/18/08 11:45	pmc
Molybdenum, total (3050)	M6010B ICP	59		*	mg/Kg	1	5	11/11/08 23:55	aeh
Nickel, total (3050)	M6010B ICP	4	B		mg/Kg	1	5	11/11/08 23:55	aeh
Selenium, total (3050)	M6020 ICP-MS	1.22			mg/Kg	0.05	0.3	11/11/08 23:06	rac
Thallium, total (3050)	M6020 ICP-MS	0.14	B	*	mg/Kg	0.05	0.3	11/11/08 23:06	rac
Uranium, total (3050)	M6020 ICP-MS	5.13		*	mg/Kg	0.05	0.3	11/11/08 23:06	rac
Zinc, total (3050)	M6010B ICP	53		*	mg/Kg	1	5	11/11/08 23:55	aeh

Soil Analysis

Parameter	EPA Method	Result	Qual	XQ	Units	MDL	PQL	Date	Analyst
Solids, Percent	CLPSOW390, PART F, D-98	85.1		*	%	0.1	0.5	11/06/08 16:44	bjl

Soil Preparation

Parameter	EPA Method	Result	Qual	XQ	Units	MDL	PQL	Date	Analyst
Air Dry at 34 Degrees C	USDA No. 1, 1972			*				11/06/08 7:28	bjl
Digestion - Hot Plate	M3050B ICP-MS							11/10/08 10:46	mjc
Sieve-2000 um (2.0mm)	ASA No.9, 15-4.2.2			*				11/07/08 23:28	bjl

Arizona license number: AZ0102

** Please refer to Qualifier Reports for details.*

ACZ Laboratories, Inc.
2773 Downhill Drive Steamboat Springs, CO 80487 (800) 334-5493

Inorganic Analytical Results

FMI Gold & Copper - Sierrita
Project ID: OJ07R9
Sample ID: ST-SB06 120-140

ACZ Sample ID: ***L72871-07***
Date Sampled: *10/23/08 11:07*
Date Received: *11/05/08*
Sample Matrix: *Soil*

Metals Analysis

Parameter	EPA Method	Result	Qual	XQ	Units	MDL	PQL	Date	Analyst
Antimony, total (3050)	M6020 ICP-MS		U	*	mg/Kg	0.2	1	11/11/08 23:12	rac
Arsenic, total (3050)	M6020 ICP-MS	1.6		*	mg/Kg	0.3	1	11/11/08 23:12	rac
Barium, total (3050)	M6010B ICP	98.2		*	mg/Kg	0.3	2	11/11/08 23:58	aeh
Beryllium, total (3050)	M6010B ICP	0.5	B		mg/Kg	0.2	1	11/11/08 23:58	aeh
Cadmium, total (3050)	M6010B ICP		U		mg/Kg	0.5	2	11/11/08 23:58	aeh
Chromium, total (3050)	M6010B ICP	7			mg/Kg	1	5	11/11/08 23:58	aeh
Cobalt, total (3050)	M6010B ICP	10		*	mg/Kg	1	5	11/11/08 23:58	aeh
Copper, total (3050)	M6010B ICP	447		*	mg/Kg	1	5	11/11/08 23:58	aeh
Lead, total (3050)	M6020 ICP-MS	4.55		*	mg/Kg	0.05	0.3	11/11/08 23:12	rac
Manganese, total (3050)	M6010B ICP	433			mg/Kg	0.5	3	11/11/08 23:58	aeh
Mercury, total	M7471A CVAA		U		mg/Kg	0.04	0.2	11/18/08 11:47	pmc
Molybdenum, total (3050)	M6010B ICP	46		*	mg/Kg	1	5	11/11/08 23:58	aeh
Nickel, total (3050)	M6010B ICP	4	B		mg/Kg	1	5	11/11/08 23:58	aeh
Selenium, total (3050)	M6020 ICP-MS	0.98			mg/Kg	0.05	0.3	11/11/08 23:12	rac
Thallium, total (3050)	M6020 ICP-MS	0.19	B	*	mg/Kg	0.05	0.3	11/11/08 23:12	rac
Uranium, total (3050)	M6020 ICP-MS	4.10		*	mg/Kg	0.05	0.3	11/11/08 23:12	rac
Zinc, total (3050)	M6010B ICP	55		*	mg/Kg	1	5	11/11/08 23:58	aeh

Soil Analysis

Parameter	EPA Method	Result	Qual	XQ	Units	MDL	PQL	Date	Analyst
Solids, Percent	CLPSOW390, PART F, D-98	85.2		*	%	0.1	0.5	11/06/08 17:50	bjl

Soil Preparation

Parameter	EPA Method	Result	Qual	XQ	Units	MDL	PQL	Date	Analyst
Air Dry at 34 Degrees C	USDA No. 1, 1972			*				11/06/08 7:33	bjl
Digestion - Hot Plate	M3050B ICP-MS							11/10/08 11:04	mjc
Sieve-2000 um (2.0mm)	ASA No.9, 15-4.2.2			*				11/08/08 1:33	bjl

Arizona license number: AZ0102

** Please refer to Qualifier Reports for details.*

ACZ Laboratories, Inc.
2773 Downhill Drive Steamboat Springs, CO 80487 (800) 334-5493

Inorganic Analytical Results

FMI Gold & Copper - Sierrita
Project ID: OJ07R9
Sample ID: ST-SB06 140-160

ACZ Sample ID: ***L72871-08***
Date Sampled: *10/23/08 13:37*
Date Received: *11/05/08*
Sample Matrix: *Soil*

Metals Analysis

Parameter	EPA Method	Result	Qual	XQ	Units	MDL	PQL	Date	Analyst
Antimony, total (3050)	M6020 ICP-MS		U	*	mg/Kg	0.2	1	11/11/08 23:17	rac
Arsenic, total (3050)	M6020 ICP-MS	1.6		*	mg/Kg	0.3	1	11/11/08 23:17	rac
Barium, total (3050)	M6010B ICP	95.4		*	mg/Kg	0.3	2	11/12/08 0:02	aeh
Beryllium, total (3050)	M6010B ICP	0.4	B		mg/Kg	0.2	1	11/12/08 0:02	aeh
Cadmium, total (3050)	M6010B ICP		U		mg/Kg	0.5	2	11/12/08 0:02	aeh
Chromium, total (3050)	M6010B ICP	11			mg/Kg	1	5	11/12/08 0:02	aeh
Cobalt, total (3050)	M6010B ICP	13		*	mg/Kg	1	5	11/12/08 0:02	aeh
Copper, total (3050)	M6010B ICP	530		*	mg/Kg	1	5	11/12/08 0:02	aeh
Lead, total (3050)	M6020 ICP-MS	12.60		*	mg/Kg	0.05	0.3	11/11/08 23:17	rac
Manganese, total (3050)	M6010B ICP	297			mg/Kg	0.5	3	11/12/08 0:02	aeh
Mercury, total	M7471A CVAA		U		mg/Kg	0.04	0.2	11/18/08 11:49	pmc
Molybdenum, total (3050)	M6010B ICP	43		*	mg/Kg	1	5	11/12/08 0:02	aeh
Nickel, total (3050)	M6010B ICP	9			mg/Kg	1	5	11/12/08 0:02	aeh
Selenium, total (3050)	M6020 ICP-MS	1.44			mg/Kg	0.05	0.3	11/11/08 23:17	rac
Thallium, total (3050)	M6020 ICP-MS	0.22	B	*	mg/Kg	0.05	0.3	11/11/08 23:17	rac
Uranium, total (3050)	M6020 ICP-MS	2.58		*	mg/Kg	0.05	0.3	11/11/08 23:17	rac
Zinc, total (3050)	M6010B ICP	50		*	mg/Kg	1	5	11/12/08 0:02	aeh

Soil Analysis

Parameter	EPA Method	Result	Qual	XQ	Units	MDL	PQL	Date	Analyst
Solids, Percent	CLPSOW390, PART F, D-98	89.1		*	%	0.1	0.5	11/06/08 18:56	bjl

Soil Preparation

Parameter	EPA Method	Result	Qual	XQ	Units	MDL	PQL	Date	Analyst
Air Dry at 34 Degrees C	USDA No. 1, 1972			*				11/06/08 7:39	bjl
Digestion - Hot Plate	M3050B ICP-MS							11/10/08 11:22	mjc
Sieve-2000 um (2.0mm)	ASA No.9, 15-4.2.2			*				11/08/08 3:39	bjl

Arizona license number: AZ0102

** Please refer to Qualifier Reports for details.*

ACZ Laboratories, Inc.
2773 Downhill Drive Steamboat Springs, CO 80487 (800) 334-5493

Inorganic Analytical Results

FMI Gold & Copper - Sierrita
Project ID: OJ07R9
Sample ID: ST-SB06 160-180

ACZ Sample ID: ***L72871-09***
Date Sampled: *10/23/08 14:52*
Date Received: *11/05/08*
Sample Matrix: *Soil*

Metals Analysis

Parameter	EPA Method	Result	Qual	XQ	Units	MDL	PQL	Date	Analyst
Antimony, total (3050)	M6020 ICP-MS		U	*	mg/Kg	0.2	1	11/11/08 23:23	rac
Arsenic, total (3050)	M6020 ICP-MS	1.6		*	mg/Kg	0.3	1	11/11/08 23:23	rac
Barium, total (3050)	M6010B ICP	104		*	mg/Kg	0.3	2	11/12/08 0:06	aeh
Beryllium, total (3050)	M6010B ICP	0.4	B		mg/Kg	0.2	1	11/12/08 0:06	aeh
Cadmium, total (3050)	M6010B ICP		U		mg/Kg	0.5	2	11/12/08 0:06	aeh
Chromium, total (3050)	M6010B ICP	14			mg/Kg	1	5	11/12/08 0:06	aeh
Cobalt, total (3050)	M6010B ICP	14		*	mg/Kg	1	5	11/12/08 0:06	aeh
Copper, total (3050)	M6010B ICP	579		*	mg/Kg	1	5	11/12/08 0:06	aeh
Lead, total (3050)	M6020 ICP-MS	4.24		*	mg/Kg	0.05	0.3	11/11/08 23:23	rac
Manganese, total (3050)	M6010B ICP	315			mg/Kg	0.5	3	11/12/08 0:06	aeh
Mercury, total	M7471A CVAA		U		mg/Kg	0.04	0.2	11/18/08 11:51	pmc
Molybdenum, total (3050)	M6010B ICP	124		*	mg/Kg	1	5	11/12/08 0:06	aeh
Nickel, total (3050)	M6010B ICP	9			mg/Kg	1	5	11/12/08 0:06	aeh
Selenium, total (3050)	M6020 ICP-MS	1.32			mg/Kg	0.05	0.3	11/11/08 23:23	rac
Thallium, total (3050)	M6020 ICP-MS	0.28	B	*	mg/Kg	0.05	0.3	11/11/08 23:23	rac
Uranium, total (3050)	M6020 ICP-MS	2.99		*	mg/Kg	0.05	0.3	11/11/08 23:23	rac
Zinc, total (3050)	M6010B ICP	70		*	mg/Kg	1	5	11/12/08 0:06	aeh

Soil Analysis

Parameter	EPA Method	Result	Qual	XQ	Units	MDL	PQL	Date	Analyst
Solids, Percent	CLPSOW390, PART F, D-98	87.4		*	%	0.1	0.5	11/06/08 20:03	bjl

Soil Preparation

Parameter	EPA Method	Result	Qual	XQ	Units	MDL	PQL	Date	Analyst
Air Dry at 34 Degrees C	USDA No. 1, 1972			*				11/06/08 7:45	bjl
Digestion - Hot Plate	M3050B ICP-MS							11/10/08 11:40	mjc
Sieve-2000 um (2.0mm)	ASA No.9, 15-4.2.2			*				11/08/08 5:45	bjl

Arizona license number: AZ0102

** Please refer to Qualifier Reports for details.*

ACZ Laboratories, Inc.
2773 Downhill Drive Steamboat Springs, CO 80487 (800) 334-5493

Inorganic Analytical Results

FMI Gold & Copper - Sierrita
Project ID: OJ07R9
Sample ID: ST-SB06 180-200

ACZ Sample ID: ***L72871-10***
Date Sampled: *10/24/08 09:27*
Date Received: *11/05/08*
Sample Matrix: *Soil*

Metals Analysis

Parameter	EPA Method	Result	Qual	XQ	Units	MDL	PQL	Date	Analyst
Antimony, total (3050)	M6020 ICP-MS	0.5	B	*	mg/Kg	0.2	1	11/11/08 23:29	rac
Arsenic, total (3050)	M6020 ICP-MS	2.2		*	mg/Kg	0.3	1	11/11/08 23:29	rac
Barium, total (3050)	M6010B ICP	97.5		*	mg/Kg	0.3	2	11/12/08 0:09	aeh
Beryllium, total (3050)	M6010B ICP	0.4	B		mg/Kg	0.2	1	11/12/08 0:09	aeh
Cadmium, total (3050)	M6010B ICP		U		mg/Kg	0.5	2	11/12/08 0:09	aeh
Chromium, total (3050)	M6010B ICP	10			mg/Kg	1	5	11/12/08 0:09	aeh
Cobalt, total (3050)	M6010B ICP	12		*	mg/Kg	1	5	11/12/08 0:09	aeh
Copper, total (3050)	M6010B ICP	561		*	mg/Kg	1	5	11/12/08 0:09	aeh
Lead, total (3050)	M6020 ICP-MS	7.79		*	mg/Kg	0.05	0.3	11/11/08 23:29	rac
Manganese, total (3050)	M6010B ICP	291			mg/Kg	0.5	3	11/12/08 0:09	aeh
Mercury, total	M7471A CVAA		U		mg/Kg	0.04	0.2	11/18/08 11:54	pmc
Molybdenum, total (3050)	M6010B ICP	60		*	mg/Kg	1	5	11/12/08 0:09	aeh
Nickel, total (3050)	M6010B ICP	8			mg/Kg	1	5	11/12/08 0:09	aeh
Selenium, total (3050)	M6020 ICP-MS	1.27			mg/Kg	0.05	0.3	11/11/08 23:29	rac
Thallium, total (3050)	M6020 ICP-MS	0.21	B	*	mg/Kg	0.05	0.3	11/11/08 23:29	rac
Uranium, total (3050)	M6020 ICP-MS	3.01		*	mg/Kg	0.05	0.3	11/11/08 23:29	rac
Zinc, total (3050)	M6010B ICP	76		*	mg/Kg	1	5	11/12/08 0:09	aeh

Soil Analysis

Parameter	EPA Method	Result	Qual	XQ	Units	MDL	PQL	Date	Analyst
Solids, Percent	CLPSOW390, PART F, D-98	92.0		*	%	0.1	0.5	11/06/08 21:09	bjl

Soil Preparation

Parameter	EPA Method	Result	Qual	XQ	Units	MDL	PQL	Date	Analyst
Air Dry at 34 Degrees C	USDA No. 1, 1972			*				11/06/08 7:50	bjl
Digestion - Hot Plate	M3050B ICP-MS							11/10/08 11:58	mjc
Sieve-2000 um (2.0mm)	ASA No.9, 15-4.2.2			*				11/08/08 7:50	bjl

Arizona license number: AZ0102

** Please refer to Qualifier Reports for details.*

ACZ Laboratories, Inc.
2773 Downhill Drive Steamboat Springs, CO 80487 (800) 334-5493

Inorganic Analytical Results

FMI Gold & Copper - Sierrita
Project ID: OJ07R9
Sample ID: ST-SB06 200-220

ACZ Sample ID: ***L72871-11***
Date Sampled: *10/24/08 11:47*
Date Received: *11/05/08*
Sample Matrix: *Soil*

Metals Analysis

Parameter	EPA Method	Result	Qual	XQ	Units	MDL	PQL	Date	Analyst
Antimony, total (3050)	M6020 ICP-MS		U	*	mg/Kg	0.2	1	11/11/08 23:34	rac
Arsenic, total (3050)	M6020 ICP-MS	1.7		*	mg/Kg	0.3	1	11/11/08 23:34	rac
Barium, total (3050)	M6010B ICP	107		*	mg/Kg	0.3	2	11/12/08 0:13	aeh
Beryllium, total (3050)	M6010B ICP	0.4	B		mg/Kg	0.2	1	11/12/08 0:13	aeh
Cadmium, total (3050)	M6010B ICP		U		mg/Kg	0.5	2	11/12/08 0:13	aeh
Chromium, total (3050)	M6010B ICP	12			mg/Kg	1	5	11/12/08 0:13	aeh
Cobalt, total (3050)	M6010B ICP	13		*	mg/Kg	1	5	11/12/08 0:13	aeh
Copper, total (3050)	M6010B ICP	642		*	mg/Kg	1	5	11/12/08 0:13	aeh
Lead, total (3050)	M6020 ICP-MS	36.90		*	mg/Kg	0.05	0.3	11/11/08 23:34	rac
Manganese, total (3050)	M6010B ICP	301			mg/Kg	0.5	3	11/12/08 0:13	aeh
Mercury, total	M7471A CVAA		U		mg/Kg	0.04	0.2	11/18/08 11:56	pmc
Molybdenum, total (3050)	M6010B ICP	129		*	mg/Kg	1	5	11/12/08 0:13	aeh
Nickel, total (3050)	M6010B ICP	9			mg/Kg	1	5	11/12/08 0:13	aeh
Selenium, total (3050)	M6020 ICP-MS	1.47			mg/Kg	0.05	0.3	11/11/08 23:34	rac
Thallium, total (3050)	M6020 ICP-MS	0.23	B	*	mg/Kg	0.05	0.3	11/11/08 23:34	rac
Uranium, total (3050)	M6020 ICP-MS	2.50		*	mg/Kg	0.05	0.3	11/11/08 23:34	rac
Zinc, total (3050)	M6010B ICP	82		*	mg/Kg	1	5	11/12/08 0:13	aeh

Soil Analysis

Parameter	EPA Method	Result	Qual	XQ	Units	MDL	PQL	Date	Analyst
Solids, Percent	CLPSOW390, PART F, D-98	91.3		*	%	0.1	0.5	11/06/08 22:15	bjl

Soil Preparation

Parameter	EPA Method	Result	Qual	XQ	Units	MDL	PQL	Date	Analyst
Air Dry at 34 Degrees C	USDA No. 1, 1972			*				11/06/08 7:56	bjl
Digestion - Hot Plate	M3050B ICP-MS							11/10/08 12:17	mjc
Sieve-2000 um (2.0mm)	ASA No.9, 15-4.2.2			*				11/08/08 9:56	bjl

Arizona license number: AZ0102

** Please refer to Qualifier Reports for details.*

ACZ Laboratories, Inc.
2773 Downhill Drive Steamboat Springs, CO 80487 (800) 334-5493

Inorganic Analytical Results

FMI Gold & Copper - Sierrita
Project ID: OJ07R9
Sample ID: ST-SB06 220-240

ACZ Sample ID: ***L72871-12***
Date Sampled: *10/24/08 14:52*
Date Received: *11/05/08*
Sample Matrix: *Soil*

Metals Analysis

Parameter	EPA Method	Result	Qual	XQ	Units	MDL	PQL	Date	Analyst
Antimony, total (3050)	M6020 ICP-MS	0.2	B	*	mg/Kg	0.2	1	11/11/08 23:40	rac
Arsenic, total (3050)	M6020 ICP-MS	2.1		*	mg/Kg	0.3	1	11/11/08 23:40	rac
Barium, total (3050)	M6010B ICP	127		*	mg/Kg	0.3	2	11/12/08 0:24	aeh
Beryllium, total (3050)	M6010B ICP	0.5	B		mg/Kg	0.2	1	11/12/08 0:24	aeh
Cadmium, total (3050)	M6010B ICP		U		mg/Kg	0.5	2	11/12/08 0:24	aeh
Chromium, total (3050)	M6010B ICP	24			mg/Kg	1	5	11/12/08 0:24	aeh
Cobalt, total (3050)	M6010B ICP	15		*	mg/Kg	1	5	11/12/08 0:24	aeh
Copper, total (3050)	M6010B ICP	318		*	mg/Kg	1	5	11/12/08 0:24	aeh
Lead, total (3050)	M6020 ICP-MS	4.17		*	mg/Kg	0.05	0.3	11/11/08 23:40	rac
Manganese, total (3050)	M6010B ICP	369			mg/Kg	0.5	3	11/12/08 0:24	aeh
Mercury, total	M7471A CVAA		U		mg/Kg	0.04	0.2	11/18/08 11:58	pmc
Molybdenum, total (3050)	M6010B ICP	38		*	mg/Kg	1	5	11/12/08 0:24	aeh
Nickel, total (3050)	M6010B ICP	16			mg/Kg	1	5	11/12/08 0:24	aeh
Selenium, total (3050)	M6020 ICP-MS	1.18			mg/Kg	0.05	0.3	11/11/08 23:40	rac
Thallium, total (3050)	M6020 ICP-MS	0.34		*	mg/Kg	0.05	0.3	11/11/08 23:40	rac
Uranium, total (3050)	M6020 ICP-MS	4.53		*	mg/Kg	0.05	0.3	11/11/08 23:40	rac
Zinc, total (3050)	M6010B ICP	76		*	mg/Kg	1	5	11/12/08 0:24	aeh

Soil Analysis

Parameter	EPA Method	Result	Qual	XQ	Units	MDL	PQL	Date	Analyst
Solids, Percent	CLPSOW390, PART F, D-98	91.0		*	%	0.1	0.5	11/06/08 23:22	bjl

Soil Preparation

Parameter	EPA Method	Result	Qual	XQ	Units	MDL	PQL	Date	Analyst
Air Dry at 34 Degrees C	USDA No. 1, 1972			*				11/06/08 8:01	bjl
Digestion - Hot Plate	M3050B ICP-MS							11/10/08 12:35	mjc
Sieve-2000 um (2.0mm)	ASA No.9, 15-4.2.2			*				11/08/08 12:01	bjl

Arizona license number: AZ0102

** Please refer to Qualifier Reports for details.*

ACZ Laboratories, Inc.
2773 Downhill Drive Steamboat Springs, CO 80487 (800) 334-5493

Inorganic Analytical Results

FMI Gold & Copper - Sierrita
Project ID: OJ07R9
Sample ID: ST-SB06 240-260

ACZ Sample ID: ***L72871-13***
Date Sampled: *10/25/08 10:12*
Date Received: *11/05/08*
Sample Matrix: *Soil*

Metals Analysis

Parameter	EPA Method	Result	Qual	XQ	Units	MDL	PQL	Date	Analyst
Antimony, total (3050)	M6020 ICP-MS	0.3	B	*	mg/Kg	0.2	1	11/11/08 23:46	rac
Arsenic, total (3050)	M6020 ICP-MS	1.9		*	mg/Kg	0.3	1	11/11/08 23:46	rac
Barium, total (3050)	M6010B ICP	137		*	mg/Kg	0.3	2	11/12/08 0:27	aeh
Beryllium, total (3050)	M6010B ICP	0.5	B		mg/Kg	0.2	1	11/12/08 0:27	aeh
Cadmium, total (3050)	M6010B ICP		U		mg/Kg	0.5	2	11/12/08 0:27	aeh
Chromium, total (3050)	M6010B ICP	34			mg/Kg	1	5	11/12/08 0:27	aeh
Cobalt, total (3050)	M6010B ICP	14		*	mg/Kg	1	5	11/12/08 0:27	aeh
Copper, total (3050)	M6010B ICP	230		*	mg/Kg	1	5	11/12/08 0:27	aeh
Lead, total (3050)	M6020 ICP-MS	4.30			mg/Kg	0.05	0.3	11/19/08 13:30	rac
Manganese, total (3050)	M6010B ICP	412			mg/Kg	0.5	3	11/12/08 0:27	aeh
Mercury, total	M7471A CVAA		U		mg/Kg	0.04	0.2	11/18/08 12:00	pmc
Molybdenum, total (3050)	M6010B ICP	32		*	mg/Kg	1	5	11/12/08 0:27	aeh
Nickel, total (3050)	M6010B ICP	22			mg/Kg	1	5	11/12/08 0:27	aeh
Selenium, total (3050)	M6020 ICP-MS	1.01			mg/Kg	0.05	0.3	11/11/08 23:46	rac
Thallium, total (3050)	M6020 ICP-MS	0.44		*	mg/Kg	0.05	0.3	11/11/08 23:46	rac
Uranium, total (3050)	M6020 ICP-MS	2.72		*	mg/Kg	0.05	0.3	11/11/08 23:46	rac
Zinc, total (3050)	M6010B ICP	73		*	mg/Kg	1	5	11/12/08 0:27	aeh

Soil Analysis

Parameter	EPA Method	Result	Qual	XQ	Units	MDL	PQL	Date	Analyst
Solids, Percent	CLPSOW390, PART F, D-98	88.8		*	%	0.1	0.5	11/07/08 0:28	bjl

Soil Preparation

Parameter	EPA Method	Result	Qual	XQ	Units	MDL	PQL	Date	Analyst
Air Dry at 34 Degrees C	USDA No. 1, 1972			*				11/06/08 8:07	bjl
Digestion - Hot Plate	M3050B ICP-MS							11/10/08 12:53	mjc
Sieve-2000 um (2.0mm)	ASA No.9, 15-4.2.2			*				11/08/08 14:07	bjl

Arizona license number: AZ0102

** Please refer to Qualifier Reports for details.*

ACZ Laboratories, Inc.
2773 Downhill Drive Steamboat Springs, CO 80487 (800) 334-5493

Inorganic Analytical Results

FMI Gold & Copper - Sierrita
Project ID: OJ07R9
Sample ID: ST-SB06 260-280

ACZ Sample ID: ***L72871-14***
Date Sampled: *10/26/08 09:07*
Date Received: *11/05/08*
Sample Matrix: *Soil*

Metals Analysis

Parameter	EPA Method	Result	Qual	XQ	Units	MDL	PQL	Date	Analyst
Antimony, total (3050)	M6020 ICP-MS	0.3	B	*	mg/Kg	0.2	1	11/12/08 0:03	rac
Arsenic, total (3050)	M6020 ICP-MS	1.7		*	mg/Kg	0.3	1	11/12/08 0:03	rac
Barium, total (3050)	M6010B ICP	126		*	mg/Kg	0.3	2	11/12/08 0:31	aeh
Beryllium, total (3050)	M6010B ICP	0.5	B		mg/Kg	0.2	1	11/12/08 0:31	aeh
Cadmium, total (3050)	M6010B ICP		U		mg/Kg	0.5	2	11/12/08 0:31	aeh
Chromium, total (3050)	M6010B ICP	33			mg/Kg	1	5	11/12/08 0:31	aeh
Cobalt, total (3050)	M6010B ICP	14		*	mg/Kg	1	5	11/12/08 0:31	aeh
Copper, total (3050)	M6010B ICP	392		*	mg/Kg	1	5	11/12/08 0:31	aeh
Lead, total (3050)	M6020 ICP-MS	6.83		*	mg/Kg	0.05	0.3	11/12/08 0:03	rac
Manganese, total (3050)	M6010B ICP	386			mg/Kg	0.5	3	11/12/08 0:31	aeh
Mercury, total	M7471A CVAA		U		mg/Kg	0.04	0.2	11/18/08 12:03	pmc
Molybdenum, total (3050)	M6010B ICP	42		*	mg/Kg	1	5	11/12/08 0:31	aeh
Nickel, total (3050)	M6010B ICP	21			mg/Kg	1	5	11/12/08 0:31	aeh
Selenium, total (3050)	M6020 ICP-MS	1.13			mg/Kg	0.05	0.3	11/12/08 0:03	rac
Thallium, total (3050)	M6020 ICP-MS	0.42		*	mg/Kg	0.05	0.3	11/12/08 0:03	rac
Uranium, total (3050)	M6020 ICP-MS	2.94		*	mg/Kg	0.05	0.3	11/12/08 0:03	rac
Zinc, total (3050)	M6010B ICP	73		*	mg/Kg	1	5	11/12/08 0:31	aeh

Soil Analysis

Parameter	EPA Method	Result	Qual	XQ	Units	MDL	PQL	Date	Analyst
Solids, Percent	CLPSOW390, PART F, D-98	89.2		*	%	0.1	0.5	11/07/08 1:34	bjl

Soil Preparation

Parameter	EPA Method	Result	Qual	XQ	Units	MDL	PQL	Date	Analyst
Air Dry at 34 Degrees C	USDA No. 1, 1972			*				11/06/08 8:13	bjl
Digestion - Hot Plate	M3050B ICP-MS							11/10/08 13:11	mjc
Sieve-2000 um (2.0mm)	ASA No.9, 15-4.2.2			*				11/08/08 16:13	bjl

Arizona license number: AZ0102

** Please refer to Qualifier Reports for details.*

ACZ Laboratories, Inc.
2773 Downhill Drive Steamboat Springs, CO 80487 (800) 334-5493

Inorganic Analytical Results

FMI Gold & Copper - Sierrita
Project ID: OJ07R9
Sample ID: ST-SB06 280-300

ACZ Sample ID: ***L72871-15***
Date Sampled: *10/28/08 09:47*
Date Received: *11/05/08*
Sample Matrix: *Soil*

Metals Analysis

Parameter	EPA Method	Result	Qual	XQ	Units	MDL	PQL	Date	Analyst
Antimony, total (3050)	M6020 ICP-MS		U	*	mg/Kg	0.2	1	11/12/08 0:09	rac
Arsenic, total (3050)	M6020 ICP-MS	1.5		*	mg/Kg	0.3	1	11/12/08 0:09	rac
Barium, total (3050)	M6010B ICP	171		*	mg/Kg	0.3	2	11/12/08 0:35	aeh
Beryllium, total (3050)	M6010B ICP	0.6	B		mg/Kg	0.2	1	11/12/08 0:35	aeh
Cadmium, total (3050)	M6010B ICP		U		mg/Kg	0.5	2	11/12/08 0:35	aeh
Chromium, total (3050)	M6010B ICP	49			mg/Kg	1	5	11/12/08 0:35	aeh
Cobalt, total (3050)	M6010B ICP	17		*	mg/Kg	1	5	11/12/08 0:35	aeh
Copper, total (3050)	M6010B ICP	280		*	mg/Kg	1	5	11/12/08 0:35	aeh
Lead, total (3050)	M6020 ICP-MS	7.50		*	mg/Kg	0.05	0.3	11/12/08 0:09	rac
Manganese, total (3050)	M6010B ICP	456			mg/Kg	0.5	3	11/12/08 0:35	aeh
Mercury, total	M7471A CVAA		U		mg/Kg	0.04	0.2	11/18/08 12:06	pmc
Molybdenum, total (3050)	M6010B ICP	42		*	mg/Kg	1	5	11/12/08 0:35	aeh
Nickel, total (3050)	M6010B ICP	31			mg/Kg	1	5	11/12/08 0:35	aeh
Selenium, total (3050)	M6020 ICP-MS	1.30			mg/Kg	0.05	0.3	11/12/08 0:09	rac
Thallium, total (3050)	M6020 ICP-MS	0.63		*	mg/Kg	0.05	0.3	11/12/08 0:09	rac
Uranium, total (3050)	M6020 ICP-MS	2.42		*	mg/Kg	0.05	0.3	11/12/08 0:09	rac
Zinc, total (3050)	M6010B ICP	91		*	mg/Kg	1	5	11/12/08 0:35	aeh

Soil Analysis

Parameter	EPA Method	Result	Qual	XQ	Units	MDL	PQL	Date	Analyst
Solids, Percent	CLPSOW390, PART F, D-98	89.7		*	%	0.1	0.5	11/07/08 2:41	bjl

Soil Preparation

Parameter	EPA Method	Result	Qual	XQ	Units	MDL	PQL	Date	Analyst
Air Dry at 34 Degrees C	USDA No. 1, 1972			*				11/06/08 8:18	bjl
Digestion - Hot Plate	M3050B ICP-MS							11/10/08 13:29	mjc
Sieve-2000 um (2.0mm)	ASA No.9, 15-4.2.2			*				11/08/08 18:18	bjl

Arizona license number: AZ0102

** Please refer to Qualifier Reports for details.*

ACZ Laboratories, Inc.
2773 Downhill Drive Steamboat Springs, CO 80487 (800) 334-5493

Inorganic Analytical Results

FMI Gold & Copper - Sierrita
Project ID: OJ07R9
Sample ID: ST-SB06 300-320

ACZ Sample ID: ***L72871-16***
Date Sampled: *10/28/08 13:52*
Date Received: *11/05/08*
Sample Matrix: *Soil*

Metals Analysis

Parameter	EPA Method	Result	Qual	XQ	Units	MDL	PQL	Date	Analyst
Antimony, total (3050)	M6020 ICP-MS	0.3	B	*	mg/Kg	0.2	1	11/12/08 0:14	rac
Arsenic, total (3050)	M6020 ICP-MS	3.2		*	mg/Kg	0.3	1	11/12/08 0:14	rac
Barium, total (3050)	M6010B ICP	78.5		*	mg/Kg	0.3	2	11/12/08 0:38	aeh
Beryllium, total (3050)	M6010B ICP	0.7	B		mg/Kg	0.2	1	11/12/08 0:38	aeh
Cadmium, total (3050)	M6010B ICP		U		mg/Kg	0.5	2	11/12/08 0:38	aeh
Chromium, total (3050)	M6010B ICP	9			mg/Kg	1	5	11/12/08 0:38	aeh
Cobalt, total (3050)	M6010B ICP	5		*	mg/Kg	1	5	11/12/08 0:38	aeh
Copper, total (3050)	M6010B ICP	223		*	mg/Kg	1	5	11/12/08 0:38	aeh
Lead, total (3050)	M6020 ICP-MS	9.16		*	mg/Kg	0.05	0.3	11/12/08 0:14	rac
Manganese, total (3050)	M6010B ICP	212			mg/Kg	0.5	3	11/12/08 0:38	aeh
Mercury, total	M7471A CVAA		U		mg/Kg	0.04	0.2	11/18/08 12:13	pmc
Molybdenum, total (3050)	M6010B ICP	12		*	mg/Kg	1	5	11/12/08 0:38	aeh
Nickel, total (3050)	M6010B ICP	6			mg/Kg	1	5	11/12/08 0:38	aeh
Selenium, total (3050)	M6020 ICP-MS	0.26	B		mg/Kg	0.05	0.3	11/12/08 0:14	rac
Thallium, total (3050)	M6020 ICP-MS	0.15	B	*	mg/Kg	0.05	0.3	11/12/08 0:14	rac
Uranium, total (3050)	M6020 ICP-MS	1.08		*	mg/Kg	0.05	0.3	11/12/08 0:14	rac
Zinc, total (3050)	M6010B ICP	48		*	mg/Kg	1	5	11/12/08 0:38	aeh

Soil Analysis

Parameter	EPA Method	Result	Qual	XQ	Units	MDL	PQL	Date	Analyst
Solids, Percent	CLPSOW390, PART F, D-98	78.4		*	%	0.1	0.5	11/07/08 3:47	bjl

Soil Preparation

Parameter	EPA Method	Result	Qual	XQ	Units	MDL	PQL	Date	Analyst
Air Dry at 34 Degrees C	USDA No. 1, 1972			*				11/06/08 8:24	bjl
Digestion - Hot Plate	M3050B ICP-MS							11/10/08 13:47	mjc
Sieve-2000 um (2.0mm)	ASA No.9, 15-4.2.2			*				11/08/08 20:24	bjl

Arizona license number: AZ0102

** Please refer to Qualifier Reports for details.*

ACZ Laboratories, Inc.
2773 Downhill Drive Steamboat Springs, CO 80487 (800) 334-5493

Inorganic Analytical Results

FMI Gold & Copper - Sierrita
Project ID: OJ07R9
Sample ID: ST-SB06 300-320 D

ACZ Sample ID: ***L72871-17***
Date Sampled: *10/28/08 13:52*
Date Received: *11/05/08*
Sample Matrix: *Soil*

Metals Analysis

Parameter	EPA Method	Result	Qual	XQ	Units	MDL	PQL	Date	Analyst
Antimony, total (3050)	M6020 ICP-MS	0.3	B	*	mg/Kg	0.2	1	11/12/08 0:20	rac
Arsenic, total (3050)	M6020 ICP-MS	2.9		*	mg/Kg	0.3	1	11/12/08 0:20	rac
Barium, total (3050)	M6010B ICP	52.6		*	mg/Kg	0.3	2	11/12/08 0:42	aeh
Beryllium, total (3050)	M6010B ICP	0.6	B		mg/Kg	0.2	1	11/12/08 0:42	aeh
Cadmium, total (3050)	M6010B ICP		U		mg/Kg	0.5	2	11/12/08 0:42	aeh
Chromium, total (3050)	M6010B ICP	9			mg/Kg	1	5	11/12/08 0:42	aeh
Cobalt, total (3050)	M6010B ICP	6		*	mg/Kg	1	5	11/12/08 0:42	aeh
Copper, total (3050)	M6010B ICP	223		*	mg/Kg	1	5	11/12/08 0:42	aeh
Lead, total (3050)	M6020 ICP-MS	9.05		*	mg/Kg	0.05	0.3	11/12/08 0:20	rac
Manganese, total (3050)	M6010B ICP	227			mg/Kg	0.5	3	11/12/08 0:42	aeh
Mercury, total	M7471A CVAA		U		mg/Kg	0.04	0.2	11/18/08 12:15	pmc
Molybdenum, total (3050)	M6010B ICP	11		*	mg/Kg	1	5	11/12/08 0:42	aeh
Nickel, total (3050)	M6010B ICP	6			mg/Kg	1	5	11/12/08 0:42	aeh
Selenium, total (3050)	M6020 ICP-MS	0.22	B		mg/Kg	0.05	0.3	11/12/08 0:20	rac
Thallium, total (3050)	M6020 ICP-MS	0.14	B	*	mg/Kg	0.05	0.3	11/12/08 0:20	rac
Uranium, total (3050)	M6020 ICP-MS	1.04		*	mg/Kg	0.05	0.3	11/12/08 0:20	rac
Zinc, total (3050)	M6010B ICP	41		*	mg/Kg	1	5	11/12/08 0:42	aeh

Soil Analysis

Parameter	EPA Method	Result	Qual	XQ	Units	MDL	PQL	Date	Analyst
Solids, Percent	CLPSOW390, PART F, D-98	90.3		*	%	0.1	0.5	11/07/08 4:53	bjl

Soil Preparation

Parameter	EPA Method	Result	Qual	XQ	Units	MDL	PQL	Date	Analyst
Air Dry at 34 Degrees C	USDA No. 1, 1972			*				11/06/08 8:30	bjl
Digestion - Hot Plate	M3050B ICP-MS							11/10/08 14:05	mjc
Sieve-2000 um (2.0mm)	ASA No.9, 15-4.2.2			*				11/08/08 22:30	bjl

Arizona license number: AZ0102

** Please refer to Qualifier Reports for details.*

ACZ Laboratories, Inc.
2773 Downhill Drive Steamboat Springs, CO 80487 (800) 334-5493

Inorganic Analytical Results

FMI Gold & Copper - Sierrita
Project ID: OJ07R9
Sample ID: ST-SB06 260-280 MSD

ACZ Sample ID: ***L72871-18***
Date Sampled: *10/26/08 09:07*
Date Received: *11/05/08*
Sample Matrix: *Soil*

Metals Analysis

Parameter	EPA Method	Result	Qual	XQ	Units	MDL	PQL	Date	Analyst
Antimony, total (3050)	M6020 ICP-MS	0.2	B	*	mg/Kg	0.2	1	11/12/08 0:26	rac
Arsenic, total (3050)	M6020 ICP-MS	2.0		*	mg/Kg	0.3	1	11/12/08 0:26	rac
Barium, total (3050)	M6010B ICP	117		*	mg/Kg	0.3	2	11/12/08 0:45	aeh
Beryllium, total (3050)	M6010B ICP	0.5	B		mg/Kg	0.2	1	11/12/08 0:45	aeh
Cadmium, total (3050)	M6010B ICP		U		mg/Kg	0.5	2	11/12/08 0:45	aeh
Chromium, total (3050)	M6010B ICP	30			mg/Kg	1	5	11/12/08 0:45	aeh
Cobalt, total (3050)	M6010B ICP	14		*	mg/Kg	1	5	11/12/08 0:45	aeh
Copper, total (3050)	M6010B ICP	372		*	mg/Kg	1	5	11/12/08 0:45	aeh
Lead, total (3050)	M6020 ICP-MS	6.12		*	mg/Kg	0.05	0.3	11/12/08 0:26	rac
Manganese, total (3050)	M6010B ICP	374			mg/Kg	0.5	3	11/12/08 0:45	aeh
Mercury, total	M7471A CVAA		U		mg/Kg	0.04	0.2	11/18/08 12:17	pmc
Molybdenum, total (3050)	M6010B ICP	66		*	mg/Kg	1	5	11/12/08 0:45	aeh
Nickel, total (3050)	M6010B ICP	20			mg/Kg	1	5	11/12/08 0:45	aeh
Selenium, total (3050)	M6020 ICP-MS	1.26			mg/Kg	0.05	0.3	11/12/08 0:26	rac
Thallium, total (3050)	M6020 ICP-MS	0.39		*	mg/Kg	0.05	0.3	11/12/08 0:26	rac
Uranium, total (3050)	M6020 ICP-MS	2.52		*	mg/Kg	0.05	0.3	11/12/08 0:26	rac
Zinc, total (3050)	M6010B ICP	68		*	mg/Kg	1	5	11/12/08 0:45	aeh

Soil Analysis

Parameter	EPA Method	Result	Qual	XQ	Units	MDL	PQL	Date	Analyst
Solids, Percent	CLPSOW390, PART F, D-98	95.6		*	%	0.1	0.5	11/07/08 6:00	bjl

Soil Preparation

Parameter	EPA Method	Result	Qual	XQ	Units	MDL	PQL	Date	Analyst
Air Dry at 34 Degrees C	USDA No. 1, 1972			*				11/06/08 8:35	bjl
Digestion - Hot Plate	M3050B ICP-MS							11/10/08 14:23	mjc
Sieve-2000 um (2.0mm)	ASA No.9, 15-4.2.2			*				11/09/08 0:35	bjl

Arizona license number: AZ0102

** Please refer to Qualifier Reports for details.*

Report Header Explanations

Batch	A distinct set of samples analyzed at a specific time
Found	Value of the QC Type of interest
Limit	Upper limit for RPD, in %.
Lower	Lower Recovery Limit, in % (except for LCSS, mg/Kg)
MDL	Method Detection Limit. Same as Minimum Reporting Limit. Allows for instrument and annual fluctuations.
PCN/SCN	A number assigned to reagents/standards to trace to the manufacturer's certificate of analysis
PQL	Practical Quantitation Limit, typically 5 times the MDL.
QC	True Value of the Control Sample or the amount added to the Spike
Rec	Amount of the true value or spike added recovered, in % (except for LCSS, mg/Kg)
RPD	Relative Percent Difference, calculation used for Duplicate QC Types
Upper	Upper Recovery Limit, in % (except for LCSS, mg/Kg)
Sample	Value of the Sample of interest

QC Sample Types

AS	Analytical Spike (Post Digestion)	*LCSWD*	Laboratory Control Sample - Water Duplicate
ASD	Analytical Spike (Post Digestion) Duplicate	*LFB*	Laboratory Fortified Blank
CCB	Continuing Calibration Blank	*LFM*	Laboratory Fortified Matrix
CCV	Continuing Calibration Verification standard	*LFMD*	Laboratory Fortified Matrix Duplicate
DUP	Sample Duplicate	*LRB*	Laboratory Reagent Blank
ICB	Initial Calibration Blank	*MS*	Matrix Spike
ICV	Initial Calibration Verification standard	*MSD*	Matrix Spike Duplicate
ICSAB	Inter-element Correction Standard - A plus B solutions	*PBS*	Prep Blank - Soil
LCSS	Laboratory Control Sample - Soil	*PBW*	Prep Blank - Water
LCSSD	Laboratory Control Sample - Soil Duplicate	*PQV*	Practical Quantitation Verification standard
LCSW	Laboratory Control Sample - Water	*SDL*	Serial Dilution

QC Sample Type Explanations

Blanks	Verifies that there is no or minimal contamination in the prep method or calibration procedure.
Control Samples	Verifies the accuracy of the method, including the prep procedure.
Duplicates	Verifies the precision of the instrument and/or method.
Spikes/Fortified Matrix	Determines sample matrix interferences, if any.
Standard	Verifies the validity of the calibration.

ACZ Qualifiers (Qual)

B	Analyte concentration detected at a value between MDL and PQL. The associated value is an estimated quantity.
H	Analysis exceeded method hold time. pH is a field test with an immediate hold time.
U	The material was analyzed for, but was not detected above the level of the associated value. The associated value is either the sample quantitation limit or the sample detection limit.

Method References

(1)	EPA 600/4-83-020. Methods for Chemical Analysis of Water and Wastes, March 1983.
(2)	EPA 600/R-93-100. Methods for the Determination of Inorganic Substances in Environmental Samples, August 1993.
(3)	EPA 600/R-94-111. Methods for the Determination of Metals in Environmental Samples - Supplement I, May 1994.
(5)	EPA SW-846. Test Methods for Evaluating Solid Waste, Third Edition with Update III, December 1996.
(6)	Standard Methods for the Examination of Water and Wastewater, 19th edition, 1995.

Comments

(1)	QC results calculated from raw data. Results may vary slightly if the rounded values are used in the calculations.
(2)	Soil, Sludge, and Plant matrices for Inorganic analyses are reported on a dry weight basis.
(3)	Animal matrices for Inorganic analyses are reported on an "as received" basis.

For a complete list of ACZ's Extended Qualifiers, please click: http://www.acz.com/public/extquallist.pdf

FMI Gold & Copper - Sierrita
Project ID: OJ07R9

ACZ Project ID: ***L72871***

Antimony, total (3050) M6020 ICP-MS

ACZ ID	Type	Analyzed	PCN/SCN	QC	Sample	Found	Units	Rec	Lower	Upper	RPD	Limit	Qual
WG255513													
WG255513ICV	ICV	11/11/08 21:35	MS081101-2	.02		.02009	mg/L	100.5	90	110			
WG255513ICB	ICB	11/11/08 21:40				U	mg/L		-0.0012	0.0012			
WG255513ICSA	ICSA	11/11/08 21:46		.00065		.00065	mg/L		-0.002	0.002			
WG255513ICSAB	ICSAB	11/11/08 21:52	MS081003-9	.01		.01063	mg/L	106.3	80	120			
WG255413PBS	PBS	11/11/08 22:03				U	mg/Kg		-0.6	0.6			
WG255413LCSS	LCSS	11/11/08 22:09	PCN30918	138		128.8	mg/Kg		0	322			
WG255413LCSSD	LCSSD	11/11/08 22:15	PCN30918	138		119.6	mg/Kg		0	322	7.4	20	
L72871-01SDL	SDL	11/11/08 22:26			.3	U	mg/Kg					10	
WG255513CCV1	CCV	11/11/08 22:43	MS081101-2	.02		.01996	mg/L	99.8	90	110			
WG255513CCB1	CCB	11/11/08 22:49				U	mg/L		-0.0012	0.0012			
WG255513CCV2	CCV	11/11/08 23:51	MS081101-2	.02		.01969	mg/L	98.5	90	110			
WG255513CCB2	CCB	11/11/08 23:57				U	mg/L		-0.0012	0.0012			
L72871-18MS	MS	11/12/08 0:31	MS081013-3	5	.2	2.72	mg/Kg	50.4	75	125			M2
L72871-18MSD	MSD	11/12/08 0:37	MS081013-3	5	.2	2.58	mg/Kg	47.6	75	125	5.28	20	M2
WG255513CCV3	CCV	11/12/08 0:43	MS081101-2	.02		.01955	mg/L	97.8	90	110			
WG255513CCB3	CCB	11/12/08 0:49				U	mg/L		-0.0012	0.0012			

Arsenic, total (3050) M6020 ICP-MS

ACZ ID	Type	Analyzed	PCN/SCN	QC	Sample	Found	Units	Rec	Lower	Upper	RPD	Limit	Qual
WG255513													
WG255513ICV	ICV	11/11/08 21:35	MS081101-2	.05		.0507	mg/L	101.4	90	110			
WG255513ICB	ICB	11/11/08 21:40				U	mg/L		-0.0015	0.0015			
WG255513ICSA	ICSA	11/11/08 21:46				U	mg/L		-0.002	0.002			
WG255513ICSAB	ICSAB	11/11/08 21:52	MS081003-9	.02		.0198	mg/L	99	80	120			
WG255413PBS	PBS	11/11/08 22:03				U	mg/Kg		-0.9	0.9			
WG255413LCSS	LCSS	11/11/08 22:09	PCN30918	123		130.1	mg/Kg		102	144			
WG255413LCSSD	LCSSD	11/11/08 22:15	PCN30918	123		128.2	mg/Kg		102	144	1.5	20	
L72871-01SDL	SDL	11/11/08 22:26			1.2	U	mg/Kg					10	
WG255513CCV1	CCV	11/11/08 22:43	MS081101-2	.05		.05168	mg/L	103.4	90	110			
WG255513CCB1	CCB	11/11/08 22:49				U	mg/L		-0.0015	0.0015			
WG255513CCV2	CCV	11/11/08 23:51	MS081101-2	.05		.05173	mg/L	103.5	90	110			
WG255513CCB2	CCB	11/11/08 23:57				U	mg/L		-0.0015	0.0015			
L72871-18MS	MS	11/12/08 0:31	MS081013-3	25	2	18.26	mg/Kg	65	75	125			M2
L72871-18MSD	MSD	11/12/08 0:37	MS081013-3	25	2	18.3	mg/Kg	65.2	75	125	0.22	20	M2
WG255513CCV3	CCV	11/12/08 0:43	MS081101-2	.05		.05184	mg/L	103.7	90	110			
WG255513CCB3	CCB	11/12/08 0:49				U	mg/L		-0.0015	0.0015			

FMI Gold & Copper - Sierrita
Project ID: OJ07R9

ACZ Project ID: ***L72871***

Barium, total (3050) M6010B ICP

ACZ ID	Type	Analyzed	PCN/SCN	QC	Sample	Found	Units	Rec	Lower	Upper	RPD	Limit	Qual
WG255523													
WG255523ICV	ICV	11/11/08 22:48	II080820-1	2		2.0214	mg/L	101.1	90	110			
WG255523ICB	ICB	11/11/08 22:52				U	mg/L		-0.009	0.009			
WG255523PQV	PQV	11/11/08 22:56	II081023-2	.015		.0151	mg/L	100.7	70	130			
WG255523ICSABI	ICSAB	11/11/08 22:59	II081015-4	.2475		.2495	mg/L	100.8	80	120			
WG255413PBS	PBS	11/11/08 23:07				U	mg/Kg		-0.9	0.9			
WG255413LCSS	LCSS	11/11/08 23:11	PCN30918	256		288.8	mg/Kg		206	306			
WG255413LCSSD	LCSSD	11/11/08 23:14	PCN30918	256		270.66	mg/Kg		206	306	6.5	20	
L72871-01SDL	SDL	11/11/08 23:22			83.6	88	mg/Kg				5.3	10	
L72871-01MS	MS	11/11/08 23:25	II081105-2	50	83.6	130.45	mg/Kg	93.7	75	125			
L72871-01MSD	MSD	11/11/08 23:29	II081105-2	50	83.6	146.63	mg/Kg	126.1	75	125	11.68	20	MA
WG255523CCV1	CCV	11/11/08 23:33	II080820-2	1		1.0507	mg/L	105.1	90	110			
WG255523CCB1	CCB	11/11/08 23:37				U	mg/L		-0.009	0.009			
WG255523CCV2	CCV	11/12/08 0:16	II080820-2	1		1.0406	mg/L	104.1	90	110			
WG255523CCB2	CCB	11/12/08 0:20				U	mg/L		-0.009	0.009			
WG255523CCV3	CCV	11/12/08 0:49	II080820-2	1		1.0433	mg/L	104.3	90	110			
WG255523CCB3	CCB	11/12/08 0:53				U	mg/L		-0.009	0.009			

Beryllium, total (3050) M6010B ICP

ACZ ID	Type	Analyzed	PCN/SCN	QC	Sample	Found	Units	Rec	Lower	Upper	RPD	Limit	Qual
WG255523													
WG255523ICV	ICV	11/11/08 22:48	II080820-1	2		1.9812	mg/L	99.1	90	110			
WG255523ICB	ICB	11/11/08 22:52				U	mg/L		-0.006	0.006			
WG255523PQV	PQV	11/11/08 22:56	II081023-2	.01		.0101	mg/L	101	70	130			
WG255523ICSABI	ICSAB	11/11/08 22:59	II081015-4	.2485		.2453	mg/L	98.7	80	120			
WG255413PBS	PBS	11/11/08 23:07				U	mg/Kg		-0.6	0.6			
WG255413LCSS	LCSS	11/11/08 23:11	PCN30918	75.9		83.24	mg/Kg		62.8	89.1			
WG255413LCSSD	LCSSD	11/11/08 23:14	PCN30918	75.9		81.2	mg/Kg		62.8	89.1	2.5	20	
L72871-01SDL	SDL	11/11/08 23:22			.3	U	mg/Kg					10	
L72871-01MS	MS	11/11/08 23:25	II081105-2	50	.3	49.52	mg/Kg	98.4	75	125			
L72871-01MSD	MSD	11/11/08 23:29	II081105-2	50	.3	48.76	mg/Kg	96.9	75	125	1.55	20	
WG255523CCV1	CCV	11/11/08 23:33	II080820-2	1		1.0328	mg/L	103.3	90	110			
WG255523CCB1	CCB	11/11/08 23:37				U	mg/L		-0.006	0.006			
WG255523CCV2	CCV	11/12/08 0:16	II080820-2	1		1.0271	mg/L	102.7	90	110			
WG255523CCB2	CCB	11/12/08 0:20				U	mg/L		-0.006	0.006			
WG255523CCV3	CCV	11/12/08 0:49	II080820-2	1		1.0256	mg/L	102.6	90	110			
WG255523CCB3	CCB	11/12/08 0:53				U	mg/L		-0.006	0.006			

FMI Gold & Copper - Sierrita
Project ID: OJ07R9

ACZ Project ID: ***L72871***

Cadmium, total (3050) M6010B ICP

ACZ ID	Type	Analyzed	PCN/SCN	QC	Sample	Found	Units	Rec	Lower	Upper	RPD	Limit	Qual
WG255523													
WG255523ICV	ICV	11/11/08 22:48	II080820-1	2		1.9259	mg/L	96.3	90	110			
WG255523ICB	ICB	11/11/08 22:52				U	mg/L		-0.015	0.015			
WG255523PQV	PQV	11/11/08 22:56	II081023-2	.015		.0152	mg/L	101.3	70	130			
WG255523ICSABI	ICSAB	11/11/08 22:59	II081015-4	.496		.4521	mg/L	91.1	80	120			
WG255413PBS	PBS	11/11/08 23:07				U	mg/Kg		-1.5	1.5			
WG255413LCSS	LCSS	11/11/08 23:11	PCN30918	258		263.06	mg/Kg		216	301			
WG255413LCSSD	LCSSD	11/11/08 23:14	PCN30918	258		251.45	mg/Kg		216	301	4.5	20	
L72871-01SDL	SDL	11/11/08 23:22			U	U	mg/Kg					10	
L72871-01MS	MS	11/11/08 23:25	II081105-2	50	U	45.2	mg/Kg	90.4	75	125			
L72871-01MSD	MSD	11/11/08 23:29	II081105-2	50	U	44.89	mg/Kg	89.8	75	125	0.69	20	
WG255523CCV1	CCV	11/11/08 23:33	II080820-2	1		1.012	mg/L	101.2	90	110			
WG255523CCB1	CCB	11/11/08 23:37				U	mg/L		-0.015	0.015			
WG255523CCV2	CCV	11/12/08 0:16	II080820-2	1		1.0083	mg/L	100.8	90	110			
WG255523CCB2	CCB	11/12/08 0:20				U	mg/L		-0.015	0.015			
WG255523CCV3	CCV	11/12/08 0:49	II080820-2	1		1.0076	mg/L	100.8	90	110			
WG255523CCB3	CCB	11/12/08 0:53				U	mg/L		-0.015	0.015			

Chromium, total (3050) M6010B ICP

ACZ ID	Type	Analyzed	PCN/SCN	QC	Sample	Found	Units	Rec	Lower	Upper	RPD	Limit	Qual
WG255523													
WG255523ICV	ICV	11/11/08 22:48	II080820-1	2		1.919	mg/L	96	90	110			
WG255523ICB	ICB	11/11/08 22:52				U	mg/L		-0.03	0.03			
WG255523PQV	PQV	11/11/08 22:56	II081023-2	.05		.053	mg/L	106	70	130			
WG255523ICSABI	ICSAB	11/11/08 22:59	II081015-4	.233		.232	mg/L	99.6	80	120			
WG255413PBS	PBS	11/11/08 23:07				U	mg/Kg		-3	3			
WG255413LCSS	LCSS	11/11/08 23:11	PCN30918	138		144.3	mg/Kg		113	163			
WG255413LCSSD	LCSSD	11/11/08 23:14	PCN30918	138		138.1	mg/Kg		113	163	4.4	20	
L72871-01SDL	SDL	11/11/08 23:22			5	5.5	mg/Kg				10	10	
L72871-01MS	MS	11/11/08 23:25	II081105-2	50	5	50.3	mg/Kg	90.6	75	125			
L72871-01MSD	MSD	11/11/08 23:29	II081105-2	50	5	50	mg/Kg	90	75	125	0.6	20	
WG255523CCV1	CCV	11/11/08 23:33	II080820-2	1		1.001	mg/L	100.1	90	110			
WG255523CCB1	CCB	11/11/08 23:37				U	mg/L		-0.03	0.03			
WG255523CCV2	CCV	11/12/08 0:16	II080820-2	1		.998	mg/L	99.8	90	110			
WG255523CCB2	CCB	11/12/08 0:20				U	mg/L		-0.03	0.03			
WG255523CCV3	CCV	11/12/08 0:49	II080820-2	1		.995	mg/L	99.5	90	110			
WG255523CCB3	CCB	11/12/08 0:53				U	mg/L		-0.03	0.03			

FMI Gold & Copper - Sierrita
Project ID: OJ07R9

ACZ Project ID: ***L72871***

Cobalt, total (3050) M6010B ICP

ACZ ID	Type	Analyzed	PCN/SCN	QC	Sample	Found	Units	Rec	Lower	Upper	RPD	Limit	Qual
WG255523													
WG255523ICV	ICV	11/11/08 22:48	II080820-1	2.002		1.97	mg/L	98.4	90	110			
WG255523ICB	ICB	11/11/08 22:52				U	mg/L		-0.03	0.03			
WG255523PQV	PQV	11/11/08 22:56	II081023-2	.05		.05	mg/L	100	70	130			
WG255523ICSABI	ICSAB	11/11/08 22:59	II081015-4	.2505		.227	mg/L	90.6	80	120			
WG255413PBS	PBS	11/11/08 23:07				U	mg/Kg		-3	3			
WG255413LCSS	LCSS	11/11/08 23:11	PCN30918	216		226.5	mg/Kg		181	252			
WG255413LCSSD	LCSSD	11/11/08 23:14	PCN30918	216		215.1	mg/Kg		181	252	5.2	20	
L72871-01SDL	SDL	11/11/08 23:22			5	7.5	mg/Kg				50	10	ZG
L72871-01MS	MS	11/11/08 23:25	II081105-2	50	5	50.6	mg/Kg	91.2	75	125			
L72871-01MSD	MSD	11/11/08 23:29	II081105-2	50	5	50.3	mg/Kg	90.6	75	125	0.59	20	
WG255523CCV1	CCV	11/11/08 23:33	II080820-2	1.001		1.032	mg/L	103.1	90	110			
WG255523CCB1	CCB	11/11/08 23:37				U	mg/L		-0.03	0.03			
WG255523CCV2	CCV	11/12/08 0:16	II080820-2	1.001		1.03	mg/L	102.9	90	110			
WG255523CCB2	CCB	11/12/08 0:20				U	mg/L		-0.03	0.03			
WG255523CCV3	CCV	11/12/08 0:49	II080820-2	1.001		1.031	mg/L	103	90	110			
WG255523CCB3	CCB	11/12/08 0:53				U	mg/L		-0.03	0.03			

Copper, total (3050) M6010B ICP

ACZ ID	Type	Analyzed	PCN/SCN	QC	Sample	Found	Units	Rec	Lower	Upper	RPD	Limit	Qual
WG255523													
WG255523ICV	ICV	11/11/08 22:48	II080820-1	2		1.961	mg/L	98.1	90	110			
WG255523ICB	ICB	11/11/08 22:52				U	mg/L		-0.03	0.03			
WG255523PQV	PQV	11/11/08 22:56	II081023-2	.05		.05	mg/L	100	70	130			
WG255523ICSABI	ICSAB	11/11/08 22:59	II081015-4	.2515		.243	mg/L	96.6	80	120			
WG255413PBS	PBS	11/11/08 23:07				U	mg/Kg		-3	3			
WG255413LCSS	LCSS	11/11/08 23:11	PCN30918	122		123.2	mg/Kg		102	141			
WG255413LCSSD	LCSSD	11/11/08 23:14	PCN30918	122		120.1	mg/Kg		102	141	2.5	20	
L72871-01SDL	SDL	11/11/08 23:22			303	321	mg/Kg				5.9	10	
L72871-01MS	MS	11/11/08 23:25	II081105-2	50	303	340.3	mg/Kg	74.6	75	125			
L72871-01MSD	MSD	11/11/08 23:29	II081105-2	50	303	299.6	mg/Kg	-6.8	75	125	12.72	20	M3
WG255523CCV1	CCV	11/11/08 23:33	II080820-2	1		1.012	mg/L	101.2	90	110			
WG255523CCB1	CCB	11/11/08 23:37				U	mg/L		-0.03	0.03			
WG255523CCV2	CCV	11/12/08 0:16	II080820-2	1		1.008	mg/L	100.8	90	110			
WG255523CCB2	CCB	11/12/08 0:20				U	mg/L		-0.03	0.03			
WG255523CCV3	CCV	11/12/08 0:49	II080820-2	1		1.006	mg/L	100.6	90	110			
WG255523CCB3	CCB	11/12/08 0:53				U	mg/L		-0.03	0.03			

FMI Gold & Copper - Sierrita
Project ID: OJ07R9

ACZ Project ID: ***L72871***

Lead, total (3050) M6020 ICP-MS

ACZ ID	Type	Analyzed	PCN/SCN	QC	Sample	Found	Units	Rec	Lower	Upper	RPD	Limit	Qual
WG255513													
WG255513ICV	ICV	11/11/08 21:35	MS081101-2	.05		.0473	mg/L	94.6	90	110			
WG255513ICB	ICB	11/11/08 21:40				U	mg/L		-0.0003	0.0003			
WG255513ICSA	ICSA	11/11/08 21:46		.00084		.00084	mg/L		-0.0005	0.0005			N1
WG255513ICSAB	ICSAB	11/11/08 21:52	MS081003-9	.02		.01799	mg/L	90	80	120			
WG255413PBS	PBS	11/11/08 22:03				U	mg/Kg		-0.15	0.15			
WG255413LCSS	LCSS	11/11/08 22:09	PCN30918	136		131.45	mg/Kg		110	163			
WG255413LCSSD	LCSSD	11/11/08 22:15	PCN30918	136		129.3	mg/Kg		110	163	1.6	20	
L72871-01SDL	SDL	11/11/08 22:26			2.23	2.28	mg/Kg				2.2	10	
WG255513CCV1	CCV	11/11/08 22:43	MS081101-2	.05		.0471	mg/L	94.2	90	110			
WG255513CCB1	CCB	11/11/08 22:49				U	mg/L		-0.0003	0.0003			
WG255513CCV2	CCV	11/11/08 23:51	MS081101-2	.05		.04683	mg/L	93.7	90	110			
WG255513CCB2	CCB	11/11/08 23:57				U	mg/L		-0.0003	0.0003			
L72871-18MS	MS	11/12/08 0:31	MS081013-3	25	6.12	27.87	mg/Kg	87	75	125			
L72871-18MSD	MSD	11/12/08 0:37	MS081013-3	25	6.12	29.61	mg/Kg	94	75	125	6.05	20	
WG255513CCV3	CCV	11/12/08 0:43	MS081101-2	.05		.04633	mg/L	92.7	90	110			
WG255513CCB3	CCB	11/12/08 0:49				U	mg/L		-0.0003	0.0003			
WG255994													
WG255994ICV	ICV	11/19/08 12:29	MS081101-2	.05		.04872	mg/L	97.4	90	110			
WG255994ICB	ICB	11/19/08 12:33				U	mg/L		-0.0003	0.0003			
WG255994ICSA	ICSA	11/19/08 12:37		.00017		.00017	mg/L		-0.0005	0.0005			
WG255994ICSAB	ICSAB	11/19/08 12:42	MS081120-2	.02		.0193	mg/L	96.5	80	120			
WG255413PBS	PBS	11/19/08 12:51				U	mg/Kg		-0.15	0.15			
WG255413LCSS	LCSS	11/19/08 12:55	PCN30918	136		138.2	mg/Kg		110	163			
WG255413LCSSD	LCSSD	11/19/08 12:59	PCN30918	136		134.5	mg/Kg		110	163	2.7	20	
L72871-01SDL	SDL	11/19/08 13:08			2.45	2.4	mg/Kg				2	10	
WG255994CCV1	CCV	11/19/08 13:21	MS081101-2	.05		.04918	mg/L	98.4	90	110			
WG255994CCB1	CCB	11/19/08 13:26				U	mg/L		-0.0003	0.0003			
L72871-18MS	MS	11/19/08 13:39	MS081013-3	25	6.44	32.73	mg/Kg	105.2	75	125			
L72871-18MSD	MSD	11/19/08 13:43	MS081013-3	25	6.44	33.655	mg/Kg	108.9	75	125	2.79	20	
WG255994CCV2	CCV	11/19/08 13:47	MS081101-2	.05		.04881	mg/L	97.6	90	110			
WG255994CCB2	CCB	11/19/08 13:52				U	mg/L		-0.0003	0.0003			

FMI Gold & Copper - Sierrita
Project ID: OJ07R9

ACZ Project ID: ***L72871***

Manganese, total (3050) M6010B ICP

ACZ ID	Type	Analyzed	PCN/SCN	QC	Sample	Found	Units	Rec	Lower	Upper	RPD	Limit	Qual
WG255523													
WG255523ICV	ICV	11/11/08 22:48	II080820-1	2		1.9423	mg/L	97.1	90	110			
WG255523ICB	ICB	11/11/08 22:52				U	mg/L		-0.015	0.015			
WG255523PQV	PQV	11/11/08 22:56	II081023-2	.025		.0259	mg/L	103.6	70	130			
WG255523ICSABI	ICSAB	11/11/08 22:59	II081015-4	.2495		.2401	mg/L	96.2	80	120			
WG255413PBS	PBS	11/11/08 23:07				U	mg/Kg		-1.5	1.5			
WG255413LCSS	LCSS	11/11/08 23:11	PCN30918	570		600.82	mg/Kg		470	670			
WG255413LCSSD	LCSSD	11/11/08 23:14	PCN30918	570		577.55	mg/Kg		470	670	3.9	20	
L72871-01SDL	SDL	11/11/08 23:22			187	201.35	mg/Kg				7.7	10	
L72871-01MS	MS	11/11/08 23:25	II081105-2	50	187	234.02	mg/Kg	94	75	125			
L72871-01MSD	MSD	11/11/08 23:29	II081105-2	50	187	232.26	mg/Kg	90.5	75	125	0.75	20	
WG255523CCV1	CCV	11/11/08 23:33	II080820-2	1		1.0177	mg/L	101.8	90	110			
WG255523CCB1	CCB	11/11/08 23:37				U	mg/L		-0.015	0.015			
WG255523CCV2	CCV	11/12/08 0:16	II080820-2	1		1.0138	mg/L	101.4	90	110			
WG255523CCB2	CCB	11/12/08 0:20				U	mg/L		-0.015	0.015			
WG255523CCV3	CCV	11/12/08 0:49	II080820-2	1		1.0134	mg/L	101.3	90	110			
WG255523CCB3	CCB	11/12/08 0:53				U	mg/L		-0.015	0.015			

Mercury, total M7471A CVAA

ACZ ID	Type	Analyzed	PCN/SCN	QC	Sample	Found	Units	Rec	Lower	Upper	RPD	Limit	Qual
WG255825													
WG255825ICV	ICV	11/18/08 10:20	II081113-2	.01		.01087	mg/L	108.7	90	110			
WG255825ICB	ICB	11/18/08 10:23				U	mg/L		-0.0006	0.0006			
WG255826													
WG255826CCV1	CCV	11/18/08 11:13	II081113-2	.01		.01032	mg/L	103.2	90	110			
WG255826CCB1	CCB	11/18/08 11:16				U	mg/L		-0.0006	0.0006			
WG255826PBS	PBS	11/18/08 11:18				U	mg/Kg		-0.12	0.12			
WG255826LCSS	LCSS	11/18/08 11:20	PCN30762	6.24		5.75	mg/Kg		4.44	8.03			
WG255826LCSSD	LCSSD	11/18/08 11:22	PCN30762	6.24		5.95	mg/Kg		4.44	8.03	3.4	20	
L72871-01MS	MS	11/18/08 11:27	II081104-3	1.015	U	1.073	mg/Kg	105.7	85	115			
L72871-01MSD	MSD	11/18/08 11:29	II081104-3	1	U	1.065	mg/Kg	106.5	85	115	0.75	20	
WG255826CCV2	CCV	11/18/08 11:40	II081113-2	.01		.01039	mg/L	103.9	90	110			
WG255826CCB2	CCB	11/18/08 11:43				U	mg/L		-0.0006	0.0006			
WG255826CCV3	CCV	11/18/08 12:08	II081113-2	.01		.01023	mg/L	102.3	90	110			
WG255826CCB3	CCB	11/18/08 12:10				U	mg/L		-0.0006	0.0006			
WG255826CCV4	CCV	11/18/08 12:19	II081113-2	.01		.01024	mg/L	102.4	90	110			
WG255826CCB4	CCB	11/18/08 12:21				U	mg/L		-0.0006	0.0006			

FMI Gold & Copper - Sierrita
Project ID: OJ07R9

ACZ Project ID: ***L72871***

Molybdenum, total (3050) M6010B ICP

ACZ ID	Type	Analyzed	PCN/SCN	QC	Sample	Found	Units	Rec	Lower	Upper	RPD	Limit	Qual
WG255523													
WG255523ICV	ICV	11/11/08 22:48	II080820-1	2		1.947	mg/L	97.4	90	110			
WG255523ICB	ICB	11/11/08 22:52				U	mg/L		-0.03	0.03			
WG255523PQV	PQV	11/11/08 22:56	II081023-2	.05		.06	mg/L	120	70	130			
WG255523ICSABI	ICSAB	11/11/08 22:59	II081015-4	.5		.467	mg/L	93.4	80	120			
WG255413PBS	PBS	11/11/08 23:07				U	mg/Kg		-3	3			
WG255413LCSS	LCSS	11/11/08 23:11	PCN30918	73.9		83.4	mg/Kg		58.5	89.3			
WG255413LCSSD	LCSSD	11/11/08 23:14	PCN30918	73.9		77	mg/Kg		58.5	89.3	8	20	
L72871-01SDL	SDL	11/11/08 23:22			48	50.5	mg/Kg				5.2	10	
L72871-01MS	MS	11/11/08 23:25	II081105-2	50	48	112.3	mg/Kg	128.6	75	125			MC
L72871-01MSD	MSD	11/11/08 23:29	II081105-2	50	48	83.5	mg/Kg	71	75	125	29.42	20	MC RD
WG255523CCV1	CCV	11/11/08 23:33	II080820-2	1		1.012	mg/L	101.2	90	110			
WG255523CCB1	CCB	11/11/08 23:37				U	mg/L		-0.03	0.03			
WG255523CCV2	CCV	11/12/08 0:16	II080820-2	1		1.021	mg/L	102.1	90	110			
WG255523CCB2	CCB	11/12/08 0:20				U	mg/L		-0.03	0.03			
WG255523CCV3	CCV	11/12/08 0:49	II080820-2	1		1.02	mg/L	102	90	110			
WG255523CCB3	CCB	11/12/08 0:53				U	mg/L		-0.03	0.03			

Nickel, total (3050) M6010B ICP

ACZ ID	Type	Analyzed	PCN/SCN	QC	Sample	Found	Units	Rec	Lower	Upper	RPD	Limit	Qual
WG255523													
WG255523ICV	ICV	11/11/08 22:48	II080820-1	2.004		1.909	mg/L	95.3	90	110			
WG255523ICB	ICB	11/11/08 22:52				U	mg/L		-0.03	0.03			
WG255523PQV	PQV	11/11/08 22:56	II081023-2	.04985		.05	mg/L	100.3	70	130			
WG255523ICSABI	ICSAB	11/11/08 22:59	II081015-4	.5		.458	mg/L	91.6	80	120			
WG255413PBS	PBS	11/11/08 23:07				U	mg/Kg		-3	3			
WG255413LCSS	LCSS	11/11/08 23:11	PCN30918	111		114.9	mg/Kg		93	130			
WG255413LCSSD	LCSSD	11/11/08 23:14	PCN30918	111		109.9	mg/Kg		93	130	4.4	20	
L72871-01SDL	SDL	11/11/08 23:22			3	U	mg/Kg					10	
L72871-01MS	MS	11/11/08 23:25	II081105-2	49.85	3	48.2	mg/Kg	90.7	75	125			
L72871-01MSD	MSD	11/11/08 23:29	II081105-2	49.85	3	47.7	mg/Kg	89.7	75	125	1.04	20	
WG255523CCV1	CCV	11/11/08 23:33	II080820-2	1.002		1.004	mg/L	100.2	90	110			
WG255523CCB1	CCB	11/11/08 23:37				U	mg/L		-0.03	0.03			
WG255523CCV2	CCV	11/12/08 0:16	II080820-2	1.002		.998	mg/L	99.6	90	110			
WG255523CCB2	CCB	11/12/08 0:20				U	mg/L		-0.03	0.03			
WG255523CCV3	CCV	11/12/08 0:49	II080820-2	1.002		.996	mg/L	99.4	90	110			
WG255523CCB3	CCB	11/12/08 0:53				U	mg/L		-0.03	0.03			

FMI Gold & Copper - Sierrita
Project ID: OJ07R9

ACZ Project ID: ***L72871***

Selenium, total (3050) M6020 ICP-MS

ACZ ID	Type	Analyzed	PCN/SCN	QC	Sample	Found	Units	Rec	Lower	Upper	RPD	Limit	Qual
WG255513													
WG255513ICV	ICV	11/11/08 21:35	MS081101-2	.05		.04959	mg/L	99.2	90	110			
WG255513ICB	ICB	11/11/08 21:40				U	mg/L		-0.0003	0.0003			
WG255513ICSA	ICSA	11/11/08 21:46		.00012		.00012	mg/L		-0.0005	0.0005			
WG255513ICSAB	ICSAB	11/11/08 21:52	MS081003-9	.02		.01916	mg/L	95.8	80	120			
WG255413PBS	PBS	11/11/08 22:03				U	mg/Kg		-0.15	0.15			
WG255413LCSS	LCSS	11/11/08 22:09	PCN30918	199		208.2	mg/Kg		159	238			
WG255413LCSSD	LCSSD	11/11/08 22:15	PCN30918	199		200.7	mg/Kg		159	238	3.7	20	
L72871-01SDL	SDL	11/11/08 22:26			.55	.575	mg/Kg				4.5	10	
WG255513CCV1	CCV	11/11/08 22:43	MS081101-2	.05		.05002	mg/L	100	90	110			
WG255513CCB1	CCB	11/11/08 22:49				U	mg/L		-0.0003	0.0003			
WG255513CCV2	CCV	11/11/08 23:51	MS081101-2	.05		.05221	mg/L	104.4	90	110			
WG255513CCB2	CCB	11/11/08 23:57				U	mg/L		-0.0003	0.0003			
L72871-18MS	MS	11/12/08 0:31	MS081013-3	12.5	1.26	11.35	mg/Kg	80.7	75	125			
L72871-18MSD	MSD	11/12/08 0:37	MS081013-3	12.5	1.26	11.375	mg/Kg	80.9	75	125	0.22	20	
WG255513CCV3	CCV	11/12/08 0:43	MS081101-2	.05		.05025	mg/L	100.5	90	110			
WG255513CCB3	CCB	11/12/08 0:49				U	mg/L		-0.0003	0.0003			

Solids, Percent CLPSOW390, PART F, D-98

ACZ ID	Type	Analyzed	PCN/SCN	QC	Sample	Found	Units	Rec	Lower	Upper	RPD	Limit	Qual
WG255235													
WG255235PBS	PBS	11/06/08 9:00				U	%		99.9	100.1			
L72871-01DUP	DUP	11/06/08 11:12			93.3	94.1	%				0.9	20	

Thallium, total (3050) M6020 ICP-MS

ACZ ID	Type	Analyzed	PCN/SCN	QC	Sample	Found	Units	Rec	Lower	Upper	RPD	Limit	Qual
WG255513													
WG255513ICV	ICV	11/11/08 21:35	MS081101-2	.05		.04947	mg/L	98.9	90	110			
WG255513ICB	ICB	11/11/08 21:40				U	mg/L		-0.0003	0.0003			
WG255513ICSA	ICSA	11/11/08 21:46				U	mg/L		-0.0005	0.0005			
WG255513ICSAB	ICSAB	11/11/08 21:52	MS081003-9	.02004		.01863	mg/L	93	80	120			
WG255413PBS	PBS	11/11/08 22:03				U	mg/Kg		-0.15	0.15			
WG255413LCSS	LCSS	11/11/08 22:09	PCN30918	297		304.8	mg/Kg		241	353			
WG255413LCSSD	LCSSD	11/11/08 22:15	PCN30918	297		292.95	mg/Kg		241	353	4	20	
L72871-01SDL	SDL	11/11/08 22:26			.27	.44	mg/Kg				63	10	ZB
WG255513CCV1	CCV	11/11/08 22:43	MS081101-2	.05		.04938	mg/L	98.8	90	110			
WG255513CCB1	CCB	11/11/08 22:49				U	mg/L		-0.0003	0.0003			
WG255513CCV2	CCV	11/11/08 23:51	MS081101-2	.05		.04902	mg/L	98	90	110			
WG255513CCB2	CCB	11/11/08 23:57				U	mg/L		-0.0003	0.0003			
L72871-18MS	MS	11/12/08 0:31	MS081013-3	25.05	.39	22.045	mg/Kg	86.4	75	125			
L72871-18MSD	MSD	11/12/08 0:37	MS081013-3	25.05	.39	22.39	mg/Kg	87.8	75	125	1.55	20	
WG255513CCV3	CCV	11/12/08 0:43	MS081101-2	.05		.04907	mg/L	98.1	90	110			
WG255513CCB3	CCB	11/12/08 0:49				.00018	mg/L		-0.0003	0.0003			

FMI Gold & Copper - Sierrita
Project ID: OJ07R9

ACZ Project ID: ***L72871***

Uranium, total (3050) M6020 ICP-MS

ACZ ID	Type	Analyzed	PCN/SCN	QC	Sample	Found	Units	Rec	Lower	Upper	RPD	Limit	Qual
WG255513													
WG255513ICV	ICV	11/11/08 21:35	MS081101-2	.05		.04723	mg/L	94.5	90	110			
WG255513ICB	ICB	11/11/08 21:40				U	mg/L		-0.0003	0.0003			
WG255513ICSA	ICSA	11/11/08 21:46				U	mg/L		-0.0005	0.0005			
WG255513ICSAB	ICSAB	11/11/08 21:52	MS081003-9	.02		.01891	mg/L	94.6	80	120			
WG255413PBS	PBS	11/11/08 22:03				U	mg/Kg		-0.15	0.15			
L72871-01SDL	SDL	11/11/08 22:26			4.64	4.44	mg/Kg				4.3	10	
WG255513CCV1	CCV	11/11/08 22:43	MS081101-2	.05		.0469	mg/L	93.8	90	110			
WG255513CCB1	CCB	11/11/08 22:49				U	mg/L		-0.0003	0.0003			
WG255513CCV2	CCV	11/11/08 23:51	MS081101-2	.05		.04667	mg/L	93.3	90	110			
WG255513CCB2	CCB	11/11/08 23:57				U	mg/L		-0.0003	0.0003			
L72871-18MS	MS	11/12/08 0:31	MS081013-3	12.5	2.52	14.11	mg/Kg	92.7	75	125			
L72871-18MSD	MSD	11/12/08 0:37	MS081013-3	12.5	2.52	13.85	mg/Kg	90.6	75	125	1.86	20	
WG255513CCV3	CCV	11/12/08 0:43	MS081101-2	.05		.04616	mg/L	92.3	90	110			
WG255513CCB3	CCB	11/12/08 0:49				U	mg/L		-0.0003	0.0003			

Zinc, total (3050) M6010B ICP

ACZ ID	Type	Analyzed	PCN/SCN	QC	Sample	Found	Units	Rec	Lower	Upper	RPD	Limit	Qual
WG255523													
WG255523ICV	ICV	11/11/08 22:48	II080820-1	2		1.954	mg/L	97.7	90	110			
WG255523ICB	ICB	11/11/08 22:52				U	mg/L		-0.03	0.03			
WG255523PQV	PQV	11/11/08 22:56	II081023-2	.05		.06	mg/L	120	70	130			
WG255523ICSABI	ICSAB	11/11/08 22:59	II081015-4	.5		.46	mg/L	92	80	120			
WG255413PBS	PBS	11/11/08 23:07				U	mg/Kg		-3	3			
WG255413LCSS	LCSS	11/11/08 23:11	PCN30918	314		335.3	mg/Kg		258	371			
WG255413LCSSD	LCSSD	11/11/08 23:14	PCN30918	314		315.4	mg/Kg		258	371	6.1	20	
L72871-01SDL	SDL	11/11/08 23:22			28	35	mg/Kg				25	10	ZG
L72871-01MS	MS	11/11/08 23:25	II081105-2	50	28	77.4	mg/Kg	98.8	75	125			
L72871-01MSD	MSD	11/11/08 23:29	II081105-2	50	28	72.7	mg/Kg	89.4	75	125	6.26	20	
WG255523CCV1	CCV	11/11/08 23:33	II080820-2	1		1.027	mg/L	102.7	90	110			
WG255523CCB1	CCB	11/11/08 23:37				U	mg/L		-0.03	0.03			
WG255523CCV2	CCV	11/12/08 0:16	II080820-2	1		1.024	mg/L	102.4	90	110			
WG255523CCB2	CCB	11/12/08 0:20				U	mg/L		-0.03	0.03			
WG255523CCV3	CCV	11/12/08 0:49	II080820-2	1		1.023	mg/L	102.3	90	110			
WG255523CCB3	CCB	11/12/08 0:53				U	mg/L		-0.03	0.03			

FMI Gold & Copper - Sierrita ACZ Project ID: ***L72871***

ACZ ID	WORKNUM	PARAMETER	METHOD	QUAL	DESCRIPTION
L72871-01	WG255513	Antimony, total (3050)	M6020 ICP-MS	M2	Matrix spike recovery was low, the recovery of the associated control sample (LCS or LFB) was acceptable.
		Arsenic, total (3050)	M6020 ICP-MS	M2	Matrix spike recovery was low, the recovery of the associated control sample (LCS or LFB) was acceptable.
	WG255523	Barium, total (3050)	M6010B ICP	MA	Recovery for either the spike or spike duplicate was outside of the acceptance limits; the RPD was within the acceptance limits.
		Cobalt, total (3050)	M6010B ICP	ZG	The ICP Serial Dilution was not used for data validation because the sample concentration was less than 50 times the MDL.
		Copper, total (3050)	M6010B ICP	M3	The spike recovery value is unusable since the analyte concentration in the sample is disproportionate to the spike level. The recovery of the associated control sample (LCS or LFB) was acceptable.
		Molybdenum, total (3050)	M6010B ICP	MC	Recovery for matrix spike and matrix spike duplicate are outside of acceptance limits; recovery for the method control sample was acceptable.
			M6010B ICP	RD	For a solid matrix, the duplicate RPD (spike or matrix) exceeded the control limit, which is attributable to the non-homogeneity of the sample.
	WG255513	Thallium, total (3050)	M6020 ICP-MS	ZB	The ICP-MS Serial Dilution was not used for data validation because the sample concentration was less than 100 times the MDL.
	WG255523	Zinc, total (3050)	M6010B ICP	ZG	The ICP Serial Dilution was not used for data validation because the sample concentration was less than 50 times the MDL.
L72871-02	WG255513	Antimony, total (3050)	M6020 ICP-MS	M2	Matrix spike recovery was low, the recovery of the associated control sample (LCS or LFB) was acceptable.
		Arsenic, total (3050)	M6020 ICP-MS	M2	Matrix spike recovery was low, the recovery of the associated control sample (LCS or LFB) was acceptable.
	WG255523	Barium, total (3050)	M6010B ICP	MA	Recovery for either the spike or spike duplicate was outside of the acceptance limits; the RPD was within the acceptance limits.
		Cobalt, total (3050)	M6010B ICP	ZG	The ICP Serial Dilution was not used for data validation because the sample concentration was less than 50 times the MDL.
		Copper, total (3050)	M6010B ICP	M3	The spike recovery value is unusable since the analyte concentration in the sample is disproportionate to the spike level. The recovery of the associated control sample (LCS or LFB) was acceptable.
		Molybdenum, total (3050)	M6010B ICP	MC	Recovery for matrix spike and matrix spike duplicate are outside of acceptance limits; recovery for the method control sample was acceptable.
			M6010B ICP	RD	For a solid matrix, the duplicate RPD (spike or matrix) exceeded the control limit, which is attributable to the non-homogeneity of the sample.
	WG255513	Thallium, total (3050)	M6020 ICP-MS	ZB	The ICP-MS Serial Dilution was not used for data validation because the sample concentration was less than 100 times the MDL.
	WG255523	Zinc, total (3050)	M6010B ICP	ZG	The ICP Serial Dilution was not used for data validation because the sample concentration was less than 50 times the MDL.

FMI Gold & Copper - Sierrita ACZ Project ID: ***L72871***

ACZ ID	WORKNUM	PARAMETER	METHOD	QUAL	DESCRIPTION
L72871-03	WG255513	Antimony, total (3050)	M6020 ICP-MS	M2	Matrix spike recovery was low, the recovery of the associated control sample (LCS or LFB) was acceptable.
		Arsenic, total (3050)	M6020 ICP-MS	M2	Matrix spike recovery was low, the recovery of the associated control sample (LCS or LFB) was acceptable.
	WG255523	Barium, total (3050)	M6010B ICP	MA	Recovery for either the spike or spike duplicate was outside of the acceptance limits; the RPD was within the acceptance limits.
		Cobalt, total (3050)	M6010B ICP	ZG	The ICP Serial Dilution was not used for data validation because the sample concentration was less than 50 times the MDL.
		Copper, total (3050)	M6010B ICP	M3	The spike recovery value is unusable since the analyte concentration in the sample is disproportionate to the spike level. The recovery of the associated control sample (LCS or LFB) was acceptable.
		Molybdenum, total (3050)	M6010B ICP	MC	Recovery for matrix spike and matrix spike duplicate are outside of acceptance limits; recovery for the method control sample was acceptable.
			M6010B ICP	RD	For a solid matrix, the duplicate RPD (spike or matrix) exceeded the control limit, which is attributable to the non-homogeneity of the sample.
	WG255513	Thallium, total (3050)	M6020 ICP-MS	ZB	The ICP-MS Serial Dilution was not used for data validation because the sample concentration was less than 100 times the MDL.
	WG255523	Zinc, total (3050)	M6010B ICP	ZG	The ICP Serial Dilution was not used for data validation because the sample concentration was less than 50 times the MDL.
L72871-04	WG255513	Antimony, total (3050)	M6020 ICP-MS	M2	Matrix spike recovery was low, the recovery of the associated control sample (LCS or LFB) was acceptable.
		Arsenic, total (3050)	M6020 ICP-MS	M2	Matrix spike recovery was low, the recovery of the associated control sample (LCS or LFB) was acceptable.
	WG255523	Barium, total (3050)	M6010B ICP	MA	Recovery for either the spike or spike duplicate was outside of the acceptance limits; the RPD was within the acceptance limits.
		Cobalt, total (3050)	M6010B ICP	ZG	The ICP Serial Dilution was not used for data validation because the sample concentration was less than 50 times the MDL.
		Copper, total (3050)	M6010B ICP	M3	The spike recovery value is unusable since the analyte concentration in the sample is disproportionate to the spike level. The recovery of the associated control sample (LCS or LFB) was acceptable.
	WG255513	Lead, total (3050)	M6020 ICP-MS	N1	See Case Narrative.
	WG255523	Molybdenum, total (3050)	M6010B ICP	MC	Recovery for matrix spike and matrix spike duplicate are outside of acceptance limits; recovery for the method control sample was acceptable.
			M6010B ICP	RD	For a solid matrix, the duplicate RPD (spike or matrix) exceeded the control limit, which is attributable to the non-homogeneity of the sample.
	WG255513	Thallium, total (3050)	M6020 ICP-MS	ZB	The ICP-MS Serial Dilution was not used for data validation because the sample concentration was less than 100 times the MDL.
	WG255523	Zinc, total (3050)	M6010B ICP	ZG	The ICP Serial Dilution was not used for data validation because the sample concentration was less than 50 times the MDL.

FMI Gold & Copper - Sierrita ACZ Project ID: ***L72871***

ACZ ID	WORKNUM	PARAMETER	METHOD	QUAL	DESCRIPTION
L72871-05	WG255513	Antimony, total (3050)	M6020 ICP-MS	M2	Matrix spike recovery was low, the recovery of the associated control sample (LCS or LFB) was acceptable.
		Arsenic, total (3050)	M6020 ICP-MS	M2	Matrix spike recovery was low, the recovery of the associated control sample (LCS or LFB) was acceptable.
	WG255523	Barium, total (3050)	M6010B ICP	MA	Recovery for either the spike or spike duplicate was outside of the acceptance limits; the RPD was within the acceptance limits.
		Cobalt, total (3050)	M6010B ICP	ZG	The ICP Serial Dilution was not used for data validation because the sample concentration was less than 50 times the MDL.
		Copper, total (3050)	M6010B ICP	M3	The spike recovery value is unusable since the analyte concentration in the sample is disproportionate to the spike level. The recovery of the associated control sample (LCS or LFB) was acceptable.
	WG255513	Lead, total (3050)	M6020 ICP-MS	N1	See Case Narrative.
	WG255523	Molybdenum, total (3050)	M6010B ICP	MC	Recovery for matrix spike and matrix spike duplicate are outside of acceptance limits; recovery for the method control sample was acceptable.
			M6010B ICP	RD	For a solid matrix, the duplicate RPD (spike or matrix) exceeded the control limit, which is attributable to the non-homogeneity of the sample.
	WG255513	Thallium, total (3050)	M6020 ICP-MS	ZB	The ICP-MS Serial Dilution was not used for data validation because the sample concentration was less than 100 times the MDL.
	WG255523	Zinc, total (3050)	M6010B ICP	ZG	The ICP Serial Dilution was not used for data validation because the sample concentration was less than 50 times the MDL.
L72871-06	WG255513	Antimony, total (3050)	M6020 ICP-MS	M2	Matrix spike recovery was low, the recovery of the associated control sample (LCS or LFB) was acceptable.
		Arsenic, total (3050)	M6020 ICP-MS	M2	Matrix spike recovery was low, the recovery of the associated control sample (LCS or LFB) was acceptable.
	WG255523	Barium, total (3050)	M6010B ICP	MA	Recovery for either the spike or spike duplicate was outside of the acceptance limits; the RPD was within the acceptance limits.
		Cobalt, total (3050)	M6010B ICP	ZG	The ICP Serial Dilution was not used for data validation because the sample concentration was less than 50 times the MDL.
		Copper, total (3050)	M6010B ICP	M3	The spike recovery value is unusable since the analyte concentration in the sample is disproportionate to the spike level. The recovery of the associated control sample (LCS or LFB) was acceptable.
	WG255513	Lead, total (3050)	M6020 ICP-MS	N1	See Case Narrative.
	WG255523	Molybdenum, total (3050)	M6010B ICP	MC	Recovery for matrix spike and matrix spike duplicate are outside of acceptance limits; recovery for the method control sample was acceptable.
			M6010B ICP	RD	For a solid matrix, the duplicate RPD (spike or matrix) exceeded the control limit, which is attributable to the non-homogeneity of the sample.
	WG255513	Thallium, total (3050)	M6020 ICP-MS	ZB	The ICP-MS Serial Dilution was not used for data validation because the sample concentration was less than 100 times the MDL.
	WG255523	Zinc, total (3050)	M6010B ICP	ZG	The ICP Serial Dilution was not used for data validation because the sample concentration was less than 50 times the MDL.

ACZ Laboratories, Inc.
2773 Downhill Drive Steamboat Springs, CO 80487 (800) 334-5493

Inorganic Extended Qualifier Report

FMI Gold & Copper - Sierrita ACZ Project ID: ***L72871***

ACZ ID	WORKNUM	PARAMETER	METHOD	QUAL	DESCRIPTION
L72871-07	WG255513	Antimony, total (3050)	M6020 ICP-MS	M2	Matrix spike recovery was low, the recovery of the associated control sample (LCS or LFB) was acceptable.
		Arsenic, total (3050)	M6020 ICP-MS	M2	Matrix spike recovery was low, the recovery of the associated control sample (LCS or LFB) was acceptable.
	WG255523	Barium, total (3050)	M6010B ICP	MA	Recovery for either the spike or spike duplicate was outside of the acceptance limits; the RPD was within the acceptance limits.
		Cobalt, total (3050)	M6010B ICP	ZG	The ICP Serial Dilution was not used for data validation because the sample concentration was less than 50 times the MDL.
		Copper, total (3050)	M6010B ICP	M3	The spike recovery value is unusable since the analyte concentration in the sample is disproportionate to the spike level. The recovery of the associated control sample (LCS or LFB) was acceptable.
	WG255513	Lead, total (3050)	M6020 ICP-MS	N1	See Case Narrative.
	WG255523	Molybdenum, total (3050)	M6010B ICP	MC	Recovery for matrix spike and matrix spike duplicate are outside of acceptance limits; recovery for the method control sample was acceptable.
			M6010B ICP	RD	For a solid matrix, the duplicate RPD (spike or matrix) exceeded the control limit, which is attributable to the non-homogeneity of the sample.
	WG255513	Thallium, total (3050)	M6020 ICP-MS	ZB	The ICP-MS Serial Dilution was not used for data validation because the sample concentration was less than 100 times the MDL.
	WG255523	Zinc, total (3050)	M6010B ICP	ZG	The ICP Serial Dilution was not used for data validation because the sample concentration was less than 50 times the MDL.
L72871-08	WG255513	Antimony, total (3050)	M6020 ICP-MS	M2	Matrix spike recovery was low, the recovery of the associated control sample (LCS or LFB) was acceptable.
		Arsenic, total (3050)	M6020 ICP-MS	M2	Matrix spike recovery was low, the recovery of the associated control sample (LCS or LFB) was acceptable.
	WG255523	Barium, total (3050)	M6010B ICP	MA	Recovery for either the spike or spike duplicate was outside of the acceptance limits; the RPD was within the acceptance limits.
		Cobalt, total (3050)	M6010B ICP	ZG	The ICP Serial Dilution was not used for data validation because the sample concentration was less than 50 times the MDL.
		Copper, total (3050)	M6010B ICP	M3	The spike recovery value is unusable since the analyte concentration in the sample is disproportionate to the spike level. The recovery of the associated control sample (LCS or LFB) was acceptable.
	WG255513	Lead, total (3050)	M6020 ICP-MS	N1	See Case Narrative.
	WG255523	Molybdenum, total (3050)	M6010B ICP	MC	Recovery for matrix spike and matrix spike duplicate are outside of acceptance limits; recovery for the method control sample was acceptable.
			M6010B ICP	RD	For a solid matrix, the duplicate RPD (spike or matrix) exceeded the control limit, which is attributable to the non-homogeneity of the sample.
	WG255513	Thallium, total (3050)	M6020 ICP-MS	ZB	The ICP-MS Serial Dilution was not used for data validation because the sample concentration was less than 100 times the MDL.
	WG255523	Zinc, total (3050)	M6010B ICP	ZG	The ICP Serial Dilution was not used for data validation because the sample concentration was less than 50 times the MDL.

FMI Gold & Copper - Sierrita ACZ Project ID: ***L72871***

ACZ ID	WORKNUM	PARAMETER	METHOD	QUAL	DESCRIPTION
L72871-09	WG255513	Antimony, total (3050)	M6020 ICP-MS	M2	Matrix spike recovery was low, the recovery of the associated control sample (LCS or LFB) was acceptable.
		Arsenic, total (3050)	M6020 ICP-MS	M2	Matrix spike recovery was low, the recovery of the associated control sample (LCS or LFB) was acceptable.
	WG255523	Barium, total (3050)	M6010B ICP	MA	Recovery for either the spike or spike duplicate was outside of the acceptance limits; the RPD was within the acceptance limits.
		Cobalt, total (3050)	M6010B ICP	ZG	The ICP Serial Dilution was not used for data validation because the sample concentration was less than 50 times the MDL.
		Copper, total (3050)	M6010B ICP	M3	The spike recovery value is unusable since the analyte concentration in the sample is disproportionate to the spike level. The recovery of the associated control sample (LCS or LFB) was acceptable.
	WG255513	Lead, total (3050)	M6020 ICP-MS	N1	See Case Narrative.
	WG255523	Molybdenum, total (3050)	M6010B ICP	MC	Recovery for matrix spike and matrix spike duplicate are outside of acceptance limits; recovery for the method control sample was acceptable.
			M6010B ICP	RD	For a solid matrix, the duplicate RPD (spike or matrix) exceeded the control limit, which is attributable to the non-homogeneity of the sample.
	WG255513	Thallium, total (3050)	M6020 ICP-MS	ZB	The ICP-MS Serial Dilution was not used for data validation because the sample concentration was less than 100 times the MDL.
	WG255523	Zinc, total (3050)	M6010B ICP	ZG	The ICP Serial Dilution was not used for data validation because the sample concentration was less than 50 times the MDL.
L72871-10	WG255513	Antimony, total (3050)	M6020 ICP-MS	M2	Matrix spike recovery was low, the recovery of the associated control sample (LCS or LFB) was acceptable.
		Arsenic, total (3050)	M6020 ICP-MS	M2	Matrix spike recovery was low, the recovery of the associated control sample (LCS or LFB) was acceptable.
	WG255523	Barium, total (3050)	M6010B ICP	MA	Recovery for either the spike or spike duplicate was outside of the acceptance limits; the RPD was within the acceptance limits.
		Cobalt, total (3050)	M6010B ICP	ZG	The ICP Serial Dilution was not used for data validation because the sample concentration was less than 50 times the MDL.
		Copper, total (3050)	M6010B ICP	M3	The spike recovery value is unusable since the analyte concentration in the sample is disproportionate to the spike level. The recovery of the associated control sample (LCS or LFB) was acceptable.
	WG255513	Lead, total (3050)	M6020 ICP-MS	N1	See Case Narrative.
	WG255523	Molybdenum, total (3050)	M6010B ICP	MC	Recovery for matrix spike and matrix spike duplicate are outside of acceptance limits; recovery for the method control sample was acceptable.
			M6010B ICP	RD	For a solid matrix, the duplicate RPD (spike or matrix) exceeded the control limit, which is attributable to the non-homogeneity of the sample.
	WG255513	Thallium, total (3050)	M6020 ICP-MS	ZB	The ICP-MS Serial Dilution was not used for data validation because the sample concentration was less than 100 times the MDL.
	WG255523	Zinc, total (3050)	M6010B ICP	ZG	The ICP Serial Dilution was not used for data validation because the sample concentration was less than 50 times the MDL.

ACZ Laboratories, Inc.
2773 Downhill Drive Steamboat Springs, CO 80487 (800) 334-5493

Inorganic Extended Qualifier Report

FMI Gold & Copper - Sierrita ACZ Project ID: ***L72871***

ACZ ID	WORKNUM	PARAMETER	METHOD	QUAL	DESCRIPTION
L72871-11	WG255513	Antimony, total (3050)	M6020 ICP-MS	M2	Matrix spike recovery was low, the recovery of the associated control sample (LCS or LFB) was acceptable.
		Arsenic, total (3050)	M6020 ICP-MS	M2	Matrix spike recovery was low, the recovery of the associated control sample (LCS or LFB) was acceptable.
	WG255523	Barium, total (3050)	M6010B ICP	MA	Recovery for either the spike or spike duplicate was outside of the acceptance limits; the RPD was within the acceptance limits.
		Cobalt, total (3050)	M6010B ICP	ZG	The ICP Serial Dilution was not used for data validation because the sample concentration was less than 50 times the MDL.
		Copper, total (3050)	M6010B ICP	M3	The spike recovery value is unusable since the analyte concentration in the sample is disproportionate to the spike level. The recovery of the associated control sample (LCS or LFB) was acceptable.
	WG255513	Lead, total (3050)	M6020 ICP-MS	N1	See Case Narrative.
	WG255523	Molybdenum, total (3050)	M6010B ICP	MC	Recovery for matrix spike and matrix spike duplicate are outside of acceptance limits; recovery for the method control sample was acceptable.
			M6010B ICP	RD	For a solid matrix, the duplicate RPD (spike or matrix) exceeded the control limit, which is attributable to the non-homogeneity of the sample.
	WG255513	Thallium, total (3050)	M6020 ICP-MS	ZB	The ICP-MS Serial Dilution was not used for data validation because the sample concentration was less than 100 times the MDL.
	WG255523	Zinc, total (3050)	M6010B ICP	ZG	The ICP Serial Dilution was not used for data validation because the sample concentration was less than 50 times the MDL.
L72871-12	WG255513	Antimony, total (3050)	M6020 ICP-MS	M2	Matrix spike recovery was low, the recovery of the associated control sample (LCS or LFB) was acceptable.
		Arsenic, total (3050)	M6020 ICP-MS	M2	Matrix spike recovery was low, the recovery of the associated control sample (LCS or LFB) was acceptable.
	WG255523	Barium, total (3050)	M6010B ICP	MA	Recovery for either the spike or spike duplicate was outside of the acceptance limits; the RPD was within the acceptance limits.
		Cobalt, total (3050)	M6010B ICP	ZG	The ICP Serial Dilution was not used for data validation because the sample concentration was less than 50 times the MDL.
		Copper, total (3050)	M6010B ICP	M3	The spike recovery value is unusable since the analyte concentration in the sample is disproportionate to the spike level. The recovery of the associated control sample (LCS or LFB) was acceptable.
	WG255513	Lead, total (3050)	M6020 ICP-MS	N1	See Case Narrative.
	WG255523	Molybdenum, total (3050)	M6010B ICP	MC	Recovery for matrix spike and matrix spike duplicate are outside of acceptance limits; recovery for the method control sample was acceptable.
			M6010B ICP	RD	For a solid matrix, the duplicate RPD (spike or matrix) exceeded the control limit, which is attributable to the non-homogeneity of the sample.
	WG255513	Thallium, total (3050)	M6020 ICP-MS	ZB	The ICP-MS Serial Dilution was not used for data validation because the sample concentration was less than 100 times the MDL.
	WG255523	Zinc, total (3050)	M6010B ICP	ZG	The ICP Serial Dilution was not used for data validation because the sample concentration was less than 50 times the MDL.

ACZ Laboratories, Inc.
2773 Downhill Drive Steamboat Springs, CO 80487 (800) 334-5493

Inorganic Extended Qualifier Report

FMI Gold & Copper - Sierrita ACZ Project ID: ***L72871***

ACZ ID	WORKNUM	PARAMETER	METHOD	QUAL	DESCRIPTION
L72871-13	WG255513	Antimony, total (3050)	M6020 ICP-MS	M2	Matrix spike recovery was low, the recovery of the associated control sample (LCS or LFB) was acceptable.
		Arsenic, total (3050)	M6020 ICP-MS	M2	Matrix spike recovery was low, the recovery of the associated control sample (LCS or LFB) was acceptable.
	WG255523	Barium, total (3050)	M6010B ICP	MA	Recovery for either the spike or spike duplicate was outside of the acceptance limits; the RPD was within the acceptance limits.
		Cobalt, total (3050)	M6010B ICP	ZG	The ICP Serial Dilution was not used for data validation because the sample concentration was less than 50 times the MDL.
		Copper, total (3050)	M6010B ICP	M3	The spike recovery value is unusable since the analyte concentration in the sample is disproportionate to the spike level. The recovery of the associated control sample (LCS or LFB) was acceptable.
		Molybdenum, total (3050)	M6010B ICP	MC	Recovery for matrix spike and matrix spike duplicate are outside of acceptance limits; recovery for the method control sample was acceptable.
			M6010B ICP	RD	For a solid matrix, the duplicate RPD (spike or matrix) exceeded the control limit, which is attributable to the non-homogeneity of the sample.
	WG255513	Thallium, total (3050)	M6020 ICP-MS	ZB	The ICP-MS Serial Dilution was not used for data validation because the sample concentration was less than 100 times the MDL.
	WG255523	Zinc, total (3050)	M6010B ICP	ZG	The ICP Serial Dilution was not used for data validation because the sample concentration was less than 50 times the MDL.
L72871-14	WG255513	Antimony, total (3050)	M6020 ICP-MS	M2	Matrix spike recovery was low, the recovery of the associated control sample (LCS or LFB) was acceptable.
		Arsenic, total (3050)	M6020 ICP-MS	M2	Matrix spike recovery was low, the recovery of the associated control sample (LCS or LFB) was acceptable.
	WG255523	Barium, total (3050)	M6010B ICP	MA	Recovery for either the spike or spike duplicate was outside of the acceptance limits; the RPD was within the acceptance limits.
		Cobalt, total (3050)	M6010B ICP	ZG	The ICP Serial Dilution was not used for data validation because the sample concentration was less than 50 times the MDL.
		Copper, total (3050)	M6010B ICP	M3	The spike recovery value is unusable since the analyte concentration in the sample is disproportionate to the spike level. The recovery of the associated control sample (LCS or LFB) was acceptable.
	WG255513	Lead, total (3050)	M6020 ICP-MS	N1	See Case Narrative.
	WG255523	Molybdenum, total (3050)	M6010B ICP	MC	Recovery for matrix spike and matrix spike duplicate are outside of acceptance limits; recovery for the method control sample was acceptable.
			M6010B ICP	RD	For a solid matrix, the duplicate RPD (spike or matrix) exceeded the control limit, which is attributable to the non-homogeneity of the sample.
	WG255513	Thallium, total (3050)	M6020 ICP-MS	ZB	The ICP-MS Serial Dilution was not used for data validation because the sample concentration was less than 100 times the MDL.
	WG255523	Zinc, total (3050)	M6010B ICP	ZG	The ICP Serial Dilution was not used for data validation because the sample concentration was less than 50 times the MDL.

ACZ Laboratories, Inc.
2773 Downhill Drive Steamboat Springs, CO 80487 (800) 334-5493

Inorganic Extended Qualifier Report

FMI Gold & Copper - Sierrita ACZ Project ID: ***L72871***

ACZ ID	WORKNUM	PARAMETER	METHOD	QUAL	DESCRIPTION
L72871-15	WG255513	Antimony, total (3050)	M6020 ICP-MS	M2	Matrix spike recovery was low, the recovery of the associated control sample (LCS or LFB) was acceptable.
		Arsenic, total (3050)	M6020 ICP-MS	M2	Matrix spike recovery was low, the recovery of the associated control sample (LCS or LFB) was acceptable.
	WG255523	Barium, total (3050)	M6010B ICP	MA	Recovery for either the spike or spike duplicate was outside of the acceptance limits; the RPD was within the acceptance limits.
		Cobalt, total (3050)	M6010B ICP	ZG	The ICP Serial Dilution was not used for data validation because the sample concentration was less than 50 times the MDL.
		Copper, total (3050)	M6010B ICP	M3	The spike recovery value is unusable since the analyte concentration in the sample is disproportionate to the spike level. The recovery of the associated control sample (LCS or LFB) was acceptable.
	WG255513	Lead, total (3050)	M6020 ICP-MS	N1	See Case Narrative.
	WG255523	Molybdenum, total (3050)	M6010B ICP	MC	Recovery for matrix spike and matrix spike duplicate are outside of acceptance limits; recovery for the method control sample was acceptable.
			M6010B ICP	RD	For a solid matrix, the duplicate RPD (spike or matrix) exceeded the control limit, which is attributable to the non-homogeneity of the sample.
	WG255513	Thallium, total (3050)	M6020 ICP-MS	ZB	The ICP-MS Serial Dilution was not used for data validation because the sample concentration was less than 100 times the MDL.
	WG255523	Zinc, total (3050)	M6010B ICP	ZG	The ICP Serial Dilution was not used for data validation because the sample concentration was less than 50 times the MDL.
L72871-16	WG255513	Antimony, total (3050)	M6020 ICP-MS	M2	Matrix spike recovery was low, the recovery of the associated control sample (LCS or LFB) was acceptable.
		Arsenic, total (3050)	M6020 ICP-MS	M2	Matrix spike recovery was low, the recovery of the associated control sample (LCS or LFB) was acceptable.
	WG255523	Barium, total (3050)	M6010B ICP	MA	Recovery for either the spike or spike duplicate was outside of the acceptance limits; the RPD was within the acceptance limits.
		Cobalt, total (3050)	M6010B ICP	ZG	The ICP Serial Dilution was not used for data validation because the sample concentration was less than 50 times the MDL.
		Copper, total (3050)	M6010B ICP	M3	The spike recovery value is unusable since the analyte concentration in the sample is disproportionate to the spike level. The recovery of the associated control sample (LCS or LFB) was acceptable.
	WG255513	Lead, total (3050)	M6020 ICP-MS	N1	See Case Narrative.
	WG255523	Molybdenum, total (3050)	M6010B ICP	MC	Recovery for matrix spike and matrix spike duplicate are outside of acceptance limits; recovery for the method control sample was acceptable.
			M6010B ICP	RD	For a solid matrix, the duplicate RPD (spike or matrix) exceeded the control limit, which is attributable to the non-homogeneity of the sample.
	WG255513	Thallium, total (3050)	M6020 ICP-MS	ZB	The ICP-MS Serial Dilution was not used for data validation because the sample concentration was less than 100 times the MDL.
	WG255523	Zinc, total (3050)	M6010B ICP	ZG	The ICP Serial Dilution was not used for data validation because the sample concentration was less than 50 times the MDL.

FMI Gold & Copper - Sierrita ACZ Project ID: ***L72871***

ACZ ID	WORKNUM	PARAMETER	METHOD	QUAL	DESCRIPTION
L72871-17	WG255513	Antimony, total (3050)	M6020 ICP-MS	M2	Matrix spike recovery was low, the recovery of the associated control sample (LCS or LFB) was acceptable.
		Arsenic, total (3050)	M6020 ICP-MS	M2	Matrix spike recovery was low, the recovery of the associated control sample (LCS or LFB) was acceptable.
	WG255523	Barium, total (3050)	M6010B ICP	MA	Recovery for either the spike or spike duplicate was outside of the acceptance limits; the RPD was within the acceptance limits.
		Cobalt, total (3050)	M6010B ICP	ZG	The ICP Serial Dilution was not used for data validation because the sample concentration was less than 50 times the MDL.
		Copper, total (3050)	M6010B ICP	M3	The spike recovery value is unusable since the analyte concentration in the sample is disproportionate to the spike level. The recovery of the associated control sample (LCS or LFB) was acceptable.
	WG255513	Lead, total (3050)	M6020 ICP-MS	N1	See Case Narrative.
	WG255523	Molybdenum, total (3050)	M6010B ICP	MC	Recovery for matrix spike and matrix spike duplicate are outside of acceptance limits; recovery for the method control sample was acceptable.
			M6010B ICP	RD	For a solid matrix, the duplicate RPD (spike or matrix) exceeded the control limit, which is attributable to the non-homogeneity of the sample.
	WG255513	Thallium, total (3050)	M6020 ICP-MS	ZB	The ICP-MS Serial Dilution was not used for data validation because the sample concentration was less than 100 times the MDL.
	WG255523	Zinc, total (3050)	M6010B ICP	ZG	The ICP Serial Dilution was not used for data validation because the sample concentration was less than 50 times the MDL.
L72871-18	WG255513	Antimony, total (3050)	M6020 ICP-MS	M2	Matrix spike recovery was low, the recovery of the associated control sample (LCS or LFB) was acceptable.
		Arsenic, total (3050)	M6020 ICP-MS	M2	Matrix spike recovery was low, the recovery of the associated control sample (LCS or LFB) was acceptable.
	WG255523	Barium, total (3050)	M6010B ICP	MA	Recovery for either the spike or spike duplicate was outside of the acceptance limits; the RPD was within the acceptance limits.
		Cobalt, total (3050)	M6010B ICP	ZG	The ICP Serial Dilution was not used for data validation because the sample concentration was less than 50 times the MDL.
		Copper, total (3050)	M6010B ICP	M3	The spike recovery value is unusable since the analyte concentration in the sample is disproportionate to the spike level. The recovery of the associated control sample (LCS or LFB) was acceptable.
	WG255513	Lead, total (3050)	M6020 ICP-MS	N1	See Case Narrative.
	WG255523	Molybdenum, total (3050)	M6010B ICP	MC	Recovery for matrix spike and matrix spike duplicate are outside of acceptance limits; recovery for the method control sample was acceptable.
			M6010B ICP	RD	For a solid matrix, the duplicate RPD (spike or matrix) exceeded the control limit, which is attributable to the non-homogeneity of the sample.
	WG255513	Thallium, total (3050)	M6020 ICP-MS	ZB	The ICP-MS Serial Dilution was not used for data validation because the sample concentration was less than 100 times the MDL.
	WG255523	Zinc, total (3050)	M6010B ICP	ZG	The ICP Serial Dilution was not used for data validation because the sample concentration was less than 50 times the MDL.

Metals Analysis

The following parameters are not offered for certification or are not covered by NELAC certificate #ACZ.

Uranium, total (3050)	M6020 ICP-MS

Soil Analysis

The following parameters are not offered for certification or are not covered by NELAC certificate #ACZ.

Solids, Percent	CLPSOW390, PART F, D-98

ICPMS Total 3050

WG255513

ACZ Laboratories, Inc

QC List Type: QC-ICPMS-846
QCListMatClass: SOLID
Bench Sheet List: I-ICPMS-T-3050
QC Ref: MA-ICPMS-T-846
Group ID: MA-G-MS-3050
Method Ref: M6020
SOP Ref: SOPII022

Instrument ID: ICPMS3
Analyst: RAC
ACZ Dept: 33
Create Date: 11/11/2008 11:47:42 AM
Start Date/Time:
End Date/Time:

4101 RZ

SEQ	ACZ ID	Client ID	SubSX	Pri	EC	TDS	AS MS 3050	PB MS 3050	SB MS 3050	SE MS 3050	TL MS 3050	U MS 3050	Dilution
1	WG255513ICV	MS081101-2					✓	✓	✓	✓	✓	✓	1
2	WG255513ICB	NONE					✓	✓	✓	✓	✓	✓	1
3	WG255513ICSA	MS081003-8					✓	✓	✓	✓	✓	✓	1
4	WG255513ICSAB	MS081003-9					✓	✓	✓	✓	✓	✓	1
5	WG255513WASH	NONE					✓	✓	✓	✓	✓	✓	1
6	WG255413PBS	NONE					✓	✓	✓	✓	✓	✓	500
7	WG255413LCSS	PCN30918					✓	✓	✓	✓	✓		5000
8	WG255413LCSSD	PCN30918					✓	✓	✓	✓	✓		5000
9	L72871-01	ST-SB06 0-20					✓	✓	✓	✓	✓	✓	500
10	L72871-01SDL	NONE					✓	✓	✓	✓	✓	✓	500
11	L72871-02	ST-SB06 20-40					✓	✓	✓	✓	✓	✓	505
12	L72871-03	ST-SB06 40-60					✓	✓	✓	✓	✓	✓	505
13	WG255513CCV1	MS081101-2					✓	✓	✓	✓	✓	✓	1
14	WG255513CCB1	NONE					✓	✓	✓	✓	✓	✓	1
15	L72871-04	ST-SB06 60-80					✓	✓	✓	✓	✓	✓	500
16	L72871-05	ST-SB06 80-100					✓	✓	✓	✓	✓	✓	500
17	L72871-06	ST-SB06 100-120					✓	✓	✓	✓	✓	✓	500
18	L72871-07	ST-SB06 120-140					✓	✓	✓	✓	✓	✓	505
19	L72871-08	ST-SB06 140-160					✓	✓	✓	✓	✓	✓	500
20	L72871-09	ST-SB06 160-180					✓	✓	✓	✓	✓	✓	500
21	L72871-10	ST-SB06 180-200					✓	✓	✓	✓	✓	✓	500
22	L72871-11	ST-SB06 200-220					✓	✓	✓	✓	✓	✓	500

Report Comments:

Internal Comments

AREV: RAC 11/12/08
Initials, Date

SREV: 11.12.08
Initials, Date

112108

11.13.08 CAK

ICPMS Total 3050

WG255513

ACZ Laboratories, Inc

QC List Type: QC-ICPMS-846
QCListMatClass: SOLID
Bench Sheet List: I-ICPMS-T-3050
QC Ref: MA-ICPMS-T-846
Group ID: MA-G-MS-3050
Method Ref: M6020
SOP Ref: SOPII022

Instrument ID: ICPMS3
Analyst:
ACZ Dept: 33
Create Date: 11/11/2008 11:47:42 AM
Start Date/Time:
End Date/Time:

SEQ	ACZ ID	Client ID	SubSX	Pri	EC	TDS	AS MS 3050	PB MS 3050	SB MS 3050	SE MS 3050	TL MS 3050	U MS 3050	Dilution
23	L72871-12	ST-SB06 220-240					✓	✓	✓	✓	✓	✓	500
24	L72871-13	ST-SB06 240-260					✓	✓	✓	✓	✓	✓	500
25	WG255513CCV2	MS081101-2					✓	✓	✓	✓	✓	✓	1
26	WG255513CCB2	NONE					✓	✓	✓	✓	✓	✓	1
27	L72871-14	ST-SB06 260-280					✓	✓	✓	✓	✓	✓	505
28	L72871-15	ST-SB06 280-300					✓	✓	✓	✓	✓	✓	505
29	L72871-16	ST-SB06 300-320					✓	✓	✓	✓	✓	✓	505
30	L72871-17	ST-SB06 300-320 D					✓	✓	✓	✓	✓	✓	505
31	L72871-18	T-SB06 260-280 MS					✓	✓	✓	✓	✓	✓	500
32	L72871-18MS	MS081013-3					✓	✓	✓	✓	✓	✓	500
33	L72871-18MSD	MS081013-3					✓	✓	✓	✓	✓	✓	500
34	WG255513CCV3	MS081101-2					✓	✓	✓	✓	✓	✓	1
35	WG255513CCB3	NONE					✓	✓	✓	✓	✓	✓	1

Report Comments:

AREV:
Initials, Date

Internal Comments

SREV:
Initials, Date

112108

ICPMS Total 3050

QC List Type: QC-ICPMS-846
QCListMatClass: SOLID
Bench Sheet List: I-ICPMS-T-3050
QC Ref: MA-ICPMS-T-846
Group ID: MA-G-MS-3050
Method Ref: M6020
SOP Ref: SOPII022

WG255513

ACZ Laboratories, Inc

Instrument ID: ICPMS3
Analyst:
ACZ Dept: 33
Create Date: 11/11/2008 11:47:42 AM
Start Date/Time:
End Date/Time:

Sample	Login Comments
L72871-01	JAR OF SOIL(INORG WALK-IN)
L72871-02	JAR OF SOIL(INORG WALK-IN)
L72871-03	JAR OF SOIL(INORG WALK-IN)
L72871-04	JAR OF SOIL(INORG WALK-IN)
L72871-05	JAR OF SOIL(INORG WALK-IN)
L72871-06	JAR OF SOIL(INORG WALK-IN)
L72871-07	JAR OF SOIL(INORG WALK-IN)
L72871-08	JAR OF SOIL(INORG WALK-IN)
L72871-09	JAR OF SOIL(INORG WALK-IN)
L72871-10	JAR OF SOIL(INORG WALK-IN)
L72871-11	JAR OF SOIL(INORG WALK-IN)
L72871-12	JAR OF SOIL(INORG WALK-IN)
L72871-13	JAR OF SOIL(INORG WALK-IN)
L72871-14	JAR OF SOIL(INORG WALK-IN)
L72871-15	JAR OF SOIL(INORG WALK-IN)
L72871-16	JAR OF SOIL(INORG WALK-IN)
L72871-17	JAR OF SOIL(INORG WALK-IN)
L72871-18	JAR OF SOIL(INORG WALK-IN)
L72871-18MS	ICPMS Spike
L72871-18MSD	ICPMS Spike

Report Comments:

AREV:
Initials, Date

Internal Comments

SREV:
Initials, Date

112108

ACZ Laboratories, Inc.

ICPMS DATA REVIEW CHECKLIST

AREV:	RAC
Date:	11/12/08
SREV:	[signature]
Date:	11.12.08

Workgroup:	255513
Sample Type:	3050
Analysis Date:	11/11/08
Analyst:	RAC

	Yes	No	N/A
1) Is the instrument ID on the bench sheet correct?	✓		
2) Has a passing method tune been performed within 24 hours?	✓		
3) Was the low calibration point dropped? If yes, notify PM of change to PQLs.		✓	
4) Is the linear regression ≥0.995 for the analytes of interest?	✓		
5) Was the PQV standard analyzed & evaluated for DW samples ? (Fail in LIMS if no DW sxs in WG.)			✓
6) Do the dilution factors on the benchsheet match the sequence in the raw data?	✓		
7) Is any sample analyzed on dilution appropriately "D" qualified (not required for o-cal, EC, TDS)?			✓
8) Is the correct sub-sample type entered on the bench sheet (if different than SOP)?			✓
9) Are the % Recoveries of the internal standards within the method limits?	✓		
10) Are all of the QC critera listed in LIMS within specified limits?		✓	
11) Are all samples requiring re-analysis / re-digestion at REDO / REDX status?	✓		
12) Are all errors properly crossed out (i.e. single-line, dated & initialed)?	✓		
13) Is a current standard/reagent form attached to the workgroup?	✓		
14) **FOR SREV**: QA/QC approval for initial training or 2 sets of initials for WG & LIMS?	✓		

For any of the items listed above that are checked "No" state the corrective action/explanation below.

QC/Sample ID	Analytical Problem	Corrective action
ICSA	Pb↑ = 0.00084	N1/REDO
871-01 SDL	Tl↑, [SX] < 100× MDL	ZB
871-18 MS/D	As↓, [SX]↓	M2
⊥	Sb↓ ⊥	M2
N1	~~exceeds interference ✓ limits, acts as blank on B7 flag ≥10× [ICSA] - OK~~	ID 11.12.08
	~~REDO < 10× EJ~~	
	N1: ICSA ↑ for Pb, AXS >10× conc of ICSA	

FRMII012.02.08.10

ACZ LABORATORIES, INC.
Standards/Reagents Information
ICPMS, Methods 6020 and 200.8

Calibration Standards

6020/200.8 Stock #1: MS081003-2 SCN
6020/200.8 Stock #2: MS081010-1 SCN
6020/200.8 Ag/Sb Stock: MS081106-6 SCN

INT. STD.: MS080825-2 SCN

PQV: MS081110-2 SCN
EXP. 2/10/09

Nitric Acid: 31321 PCN

Hydrochloric Acid: 31102 PCN

Std_sheet

	Method	Type	Vial	Sample	Comment	Dil/Lvl
1		Keyword		Start of CALIB		
2	C:\ICPCHEM\1\METHODS\6020ACZ2.M	Sample	1102	wash		1.000
3	C:\ICPCHEM\1\METHODS\6020ACZ2.M	CalBlk	1102	Calblk		Level 1
4	C:\ICPCHEM\1\METHODS\6020ACZ2.M	CalBlk	1101	Calblk		Level 1
5	C:\ICPCHEM\1\METHODS\6020ACZ2.M	CalStd	1103	PQV Std		Level 2
6	C:\ICPCHEM\1\METHODS\6020ACZ2.M	CalStd	1104	Level 3 Std		Level 3
7	C:\ICPCHEM\1\METHODS\6020ACZ2.M	CalStd	1105	Level 4 Std		Level 4
8	C:\ICPCHEM\1\METHODS\6020ACZ2.M	CalStd	1106	Level 5 Std		Level 5
9	C:\ICPCHEM\1\METHODS\6020ACZ2.M	QCS	1107	ICV		1.000
10	C:\ICPCHEM\1\METHODS\6020ACZ2.M	CCB	1101	ICB		1.000
11	C:\ICPCHEM\1\METHODS\6020ACZ2.M	CCB	4510	ICSA		1.000
12	C:\ICPCHEM\1\METHODS\6020ACZ2.M	Sample	4511	ICSAB		1.000
13	C:\ICPCHEM\1\METHODS\6020ACZ2.M	CCB	4512	wash		1.000
14		Keyword		End of CALIB		
15		Keyword		Start of SMPL		
16	C:\ICPCHEM\1\METHODS\6020ACZ2.M	Sample	4101	WG255413PBS		500.0
17	C:\ICPCHEM\1\METHODS\6020ACZ2.M	Sample	4102	WG255413LCSS		5.000E+03
18	C:\ICPCHEM\1\METHODS\6020ACZ2.M	Sample	4103	WG255413LCSSD		5.000E+03
19	C:\ICPCHEM\1\METHODS\6020ACZ2.M	Sample	4104	L72871-01		500.0
20	C:\ICPCHEM\1\METHODS\6020ACZ2.M	Sample	4105	L72871-01SDL		500.0
21	C:\ICPCHEM\1\METHODS\6020ACZ2.M	Sample	4106	L72871-02		505.0
22	C:\ICPCHEM\1\METHODS\6020ACZ2.M	Sample	4107	L72871-03		505.0
23	C:\ICPCHEM\1\METHODS\6020ACZ2.M	Sample	4108	L72871-04		500.0
24	C:\ICPCHEM\1\METHODS\6020ACZ2.M	Sample	4109	L72871-05		500.0
25	C:\ICPCHEM\1\METHODS\6020ACZ2.M	Sample	4110	L72871-06		500.0
26	C:\ICPCHEM\1\METHODS\6020ACZ2.M	Sample	4111	L72871-07		505.0
27	C:\ICPCHEM\1\METHODS\6020ACZ2.M	Sample	4112	L72871-08		500.0
28	C:\ICPCHEM\1\METHODS\6020ACZ2.M	Sample	4201	L72871-09		500.0
29	C:\ICPCHEM\1\METHODS\6020ACZ2.M	Sample	4202	L72871-10		500.0
30	C:\ICPCHEM\1\METHODS\6020ACZ2.M	Sample	4203	L72871-11		500.0
31	C:\ICPCHEM\1\METHODS\6020ACZ2.M	Sample	4204	L72871-12		500.0
32	C:\ICPCHEM\1\METHODS\6020ACZ2.M	Sample	4205	L72871-13		500.0
33	C:\ICPCHEM\1\METHODS\6020ACZ2.M	Sample	4206	L72871-14		505.0
34	C:\ICPCHEM\1\METHODS\6020ACZ2.M	Sample	4207	L72871-15		505.0

	Method	Type	Vial	Sample	Comment	Dil/Lvl
35	C:\ICPCHEM\1\METHODS\6020ACZ2.M	Sample	4208	L72871-16		505.0
36	C:\ICPCHEM\1\METHODS\6020ACZ2.M	Sample	4209	L72871-17		505.0
37	C:\ICPCHEM\1\METHODS\6020ACZ2.M	Sample	4210	L72871-18		500.0
38	C:\ICPCHEM\1\METHODS\6020ACZ2.M	Sample	4211	L72871-18MS		500.0
39	C:\ICPCHEM\1\METHODS\6020ACZ2.M	Sample	4212	L72871-18MSD		500.0
40		Keyword		End of SMPL		
41		Keyword		Start of TERM		
42	C:\ICPCHEM\1\METHODS\6020ACZ2.M	CCV	1107	CCV		1.000
43	C:\ICPCHEM\1\METHODS\6020ACZ2.M	CCB	1101	CCB		1.000
44		Keyword		End of TERM		
45		Keyword		End of Sequence		
46		Keyword		Start of CCV		
47	C:\ICPCHEM\1\METHODS\6020ACZ2.M	CCV	1107	CCV		1.000
48	C:\ICPCHEM\1\METHODS\6020ACZ2.M	CCB	1101	CCB		1.000
49		Keyword		End of CCV		
50		Keyword		Start of BLANK		
51		Keyword		End of BLANK		
52		Keyword		Start of ERRTERM		
53		Keyword		End of ERRTERM		

ACZ Laboratories, Inc.
2773 Downhill Drive Steamboat Springs, CO 80487 (800) 334-5493

Workgroup Review and Approval

WG255513

Date Reported: 12-Nov-08
Run ID: R643010
Date Analyzed: 11-Nov-08
ICAL Workgroup:
Instrument ID: ICPMS3

WG255513ICV

Tag: **Measured:** 11/11/2008 9:35:00 PM

Status	Parm_Stored	Type	Value	Dil	Qual	Units	Appv	MDL	RDL	Text Value	Ext Qual
SREV	ANTIMONY	FOUND	0.02009	1		mg/L	++	0.0004	0.002		
SREV	ANTIMONY	REC	100.5	1		%	++	0.0004	0.002		
SREV	ARSENIC	FOUND	0.0507	1		mg/L	++	0.0005	0.002		
SREV	ARSENIC	REC	101.4	1		%	++	0.0005	0.002		
SREV	LEAD	FOUND	0.0473	1		mg/L	++	0.0001	0.0005		
SREV	LEAD	REC	94.6	1		%	++	0.0001	0.0005		
SREV	SELENIUM	FOUND	0.04959	1		mg/L	++	0.0001	0.0005		
SREV	SELENIUM	REC	99.2	1		%	++	0.0001	0.0005		
SREV	THALLIUM	FOUND	0.04947	1		mg/L	++	0.0001	0.0005		
SREV	THALLIUM	REC	98.9	1		%	++	0.0001	0.0005		
SREV	URANIUM	FOUND	0.04723	1		mg/L	++	0.0001	0.0005		
SREV	URANIUM	REC	94.5	1		%	++	0.0001	0.0005		

WG255513ICB

Tag: **Measured:** 11/11/2008 9:40:00 PM

Status	Parm_Stored	Type	Value	Dil	Qual	Units	Appv	MDL	RDL	Text Value	Ext Qual
SREV	ANTIMONY	FOUND		1	U	mg/L	++	0.0004	0.002		
SREV	ARSENIC	FOUND		1	U	mg/L	++	0.0005	0.002		
SREV	LEAD	FOUND		1	U	mg/L	++	0.0001	0.0005		
SREV	SELENIUM	FOUND		1	U	mg/L	++	0.0001	0.0005		
SREV	THALLIUM	FOUND		1	U	mg/L	++	0.0001	0.0005		
SREV	URANIUM	FOUND		1	U	mg/L	++	0.0001	0.0005		

WG255513ICSA

Tag: **Measured:** 11/11/2008 9:46:00 PM

Status	Parm_Stored	Type	Value	Dil	Qual	Units	Appv	MDL	RDL	Text Value	Ext Qual
SREV	ANTIMONY	FOUND	0.00065	1	B	mg/L	++	0.0004	0.002		
SREV	ARSENIC	FOUND		1	U	mg/L	++	0.0005	0.002		
SREV	LEAD	FOUND	0.00084	1		mg/L	ALRT	0.0001	0.0005		N1
SREV	SELENIUM	FOUND	0.00012	1	B	mg/L	++	0.0001	0.0005		
SREV	THALLIUM	FOUND		1	U	mg/L	++	0.0001	0.0005		
SREV	URANIUM	FOUND		1	U	mg/L	++	0.0001	0.0005		

WG255513ICSAB

Tag: Measured: 11/11/2008 9:52:00 PM

Status	Parm_Stored	Type	Value	Dil	Qual	Units	Appv	MDL	RDL	Text Value	Ext Qual
SREV	ANTIMONY	FOUND	0.01063	1		mg/L	++	0.0004	0.002		
SREV	ANTIMONY	REC	106.3	1		%	++	0.0004	0.002		
SREV	ARSENIC	FOUND	0.0198	1		mg/L	++	0.0005	0.002		
SREV	ARSENIC	REC	99	1		%	++	0.0005	0.002		
SREV	LEAD	FOUND	0.01799	1		mg/L	++	0.0001	0.0005		
SREV	LEAD	REC	90	1		%	++	0.0001	0.0005		
SREV	SELENIUM	FOUND	0.01916	1		mg/L	++	0.0001	0.0005		
SREV	SELENIUM	REC	95.8	1		%	++	0.0001	0.0005		
SREV	THALLIUM	FOUND	0.01863	1		mg/L	++	0.0001	0.0005		
SREV	THALLIUM	REC	93	1		%	++	0.0001	0.0005		
SREV	URANIUM	FOUND	0.01891	1		mg/L	++	0.0001	0.0005		
SREV	URANIUM	REC	94.6	1		%	++	0.0001	0.0005		

WG255413PBS

Tag: Measured: 11/11/2008 10:03:00 PM

Status	Parm_Stored	Type	Value	Dil	Qual	Units	Appv	MDL	RDL	Text Value	Ext Qual
SREV	ANTIMONY	FOUND		500	U	mg/Kg	++	0.2	1		
SREV	ARSENIC	FOUND		500	U	mg/Kg	++	0.3	1		
SREV	LEAD	FOUND		500	U	mg/Kg	++	0.05	0.3		
SREV	SELENIUM	FOUND		500	U	mg/Kg	++	0.05	0.3		
SREV	THALLIUM	FOUND		500	U	mg/Kg	++	0.05	0.3		
SREV	URANIUM	FOUND		500	U	mg/Kg	++	0.05	0.3		

WG255413LCSS

Tag: Measured: 11/11/2008 10:09:00 PM

Status	Parm_Stored	Type	Value	Dil	Qual	Units	Appv	MDL	RDL	Text Value	Ext Qual
SREV	ANTIMONY	FOUND	128.8	5000		mg/Kg	++	2	10		
SREV	ANTIMONY	REC	93.3	5000		%	++	2	10		
SREV	ARSENIC	FOUND	130.1	5000		mg/Kg	++	3	10		
SREV	ARSENIC	REC	105.8	5000		%	++	3	10		
SREV	LEAD	FOUND	131.45	5000		mg/Kg	++	0.5	3		
SREV	LEAD	REC	96.7	5000		%	++	0.5	3		
SREV	SELENIUM	FOUND	208.2	5000		mg/Kg	++	0.5	3		
SREV	SELENIUM	REC	104.6	5000		%	++	0.5	3		
SREV	THALLIUM	FOUND	304.8	5000		mg/Kg	++	0.5	3		
SREV	THALLIUM	REC	102.6	5000		%	++	0.5	3		

WG255413LCSSD

Tag: Measured: 11/11/2008 10:15:00 PM

Status	Parm_Stored	Type	Value	Dil	Qual	Units	Appv	MDL	RDL	Text Value	Ext Qual
SREV	ANTIMONY	FOUND	119.6	5000		mg/Kg	++	2	10		
SREV	ANTIMONY	REC	86.7	5000		%	++	2	10		
SREV	ANTIMONY	RPD	7.4	5000		%	++	2	10		
SREV	ARSENIC	FOUND	128.2	5000		mg/Kg	++	3	10		
SREV	ARSENIC	REC	104.2	5000		%	++	3	10		
SREV	ARSENIC	RPD	1.5	5000		%	++	3	10		
SREV	LEAD	FOUND	129.3	5000		mg/Kg	++	0.5	3		
SREV	LEAD	REC	95.1	5000		%	++	0.5	3		
SREV	LEAD	RPD	1.6	5000		%	++	0.5	3		
SREV	SELENIUM	FOUND	200.7	5000		mg/Kg	++	0.5	3		
SREV	SELENIUM	REC	100.9	5000		%	++	0.5	3		
SREV	SELENIUM	RPD	3.7	5000		%	++	0.5	3		
SREV	THALLIUM	FOUND	292.95	5000		mg/Kg	++	0.5	3		
SREV	THALLIUM	REC	98.6	5000		%	++	0.5	3		
SREV	THALLIUM	RPD	4	5000		%	++	0.5	3		

L72871-01

Tag: Measured: 11/11/2008 10:21:00 PM

Status	Parm_Stored	Type	Value	Dil	Qual	Units	Appv	MDL	RDL	Text Value	Ext Qual
SREV	ANTIMONY	-MS-3050	0.3	500	B	mg/Kg	++	0.2	1		M2
SREV	ARSENIC	-MS-3050	1.2	500		mg/Kg	++	0.3	1		M2
REDO	LEAD	-MS-3050	2.23	500		mg/Kg	++	0.05	0.3		
SREV	SELENIUM	-MS-3050	0.55	500		mg/Kg	++	0.05	0.3		
SREV	THALLIUM	-MS-3050	0.27	500	B	mg/Kg	++	0.05	0.3		ZB
SREV	URANIUM	-MS-3050	4.64	500		mg/Kg	++	0.05	0.3		TB

L72871-01SDL

Tag: Measured: 11/11/2008 10:26:00 PM

Status	Parm_Stored	Type	Value	Dil	Qual	Units	Appv	MDL	RDL	Text Value	Ext Qual
SREV	ANTIMONY	D		500	U	%	++	0.2	1		
SREV	ANTIMONY	FOUND		500	U	mg/Kg	++	0.2	1		
SREV	ANTIMONY	REG	0	500	U	mg/Kg	++	0.2	1		
SREV	ARSENIC	D		500	U	%	++	0.3	1		
SREV	ARSENIC	FOUND		500	U	mg/Kg	++	0.3	1		
SREV	ARSENIC	REG	0	500	U	mg/Kg	++	0.3	1		
SREV	LEAD	D	2.2	500		%	++	0.05	0.3		
SREV	LEAD	FOUND	0.456	500		mg/Kg	++	0.05	0.3		
SREV	LEAD	REG	2.28	500		mg/Kg	++	0.05	0.3		
SREV	SELENIUM	D	4.5	500		%	++	0.05	0.3		
SREV	SELENIUM	FOUND	0.115	500	B	mg/Kg	++	0.05	0.3		
SREV	SELENIUM	REG	0.575	500	B	mg/Kg	++	0.05	0.3		
SREV	THALLIUM	D	63	500	B	%	ALRT	0.05	0.3		ZB
SREV	THALLIUM	FOUND	0.088	500	B	mg/Kg	++	0.05	0.3		
SREV	THALLIUM	REG	0.44	500	B	mg/Kg	++	0.05	0.3		
SREV	URANIUM	D	4.3	500		%	++	0.05	0.3		
SREV	URANIUM	FOUND	0.888	500		mg/Kg	++	0.05	0.3		
SREV	URANIUM	REG	4.44	500		mg/Kg	++	0.05	0.3		

L72871-02

Tag: Measured: 11/11/2008 10:32:00 PM

Status	Parm_Stored	Type	Value	Dil	Qual	Units	Appv	MDL	RDL	Text Value	Ext Qual
SREV	ANTIMONY	-MS-3050	0.3	505	B	mg/Kg	++	0.2	1		M2
SREV	ARSENIC	-MS-3050	1.3	505		mg/Kg	++	0.3	1		M2
REDO	LEAD	-MS-3050	2.88	505		mg/Kg	++	0.05	0.3		
SREV	SELENIUM	-MS-3050	0.71	505		mg/Kg	++	0.05	0.3		
SREV	THALLIUM	-MS-3050	0.14	505	B	mg/Kg	++	0.05	0.3		ZB
SREV	URANIUM	-MS-3050	3.56	505		mg/Kg	++	0.05	0.3		TB

L72871-03

Tag: Measured: 11/11/2008 10:38:00 PM

Status	Parm_Stored	Type	Value	Dil	Qual	Units	Appv	MDL	RDL	Text Value	Ext Qual
SREV	ANTIMONY	-MS-3050		505	U	mg/Kg	++	0.2	1		M2
SREV	ARSENIC	-MS-3050	2.1	505		mg/Kg	++	0.3	1		M2
REDO	LEAD	-MS-3050	3.47	505		mg/Kg	++	0.05	0.3		
SREV	SELENIUM	-MS-3050	0.98	505		mg/Kg	++	0.05	0.3		
SREV	THALLIUM	-MS-3050	0.21	505	B	mg/Kg	++	0.05	0.3		ZB
SREV	URANIUM	-MS-3050	4.54	505		mg/Kg	++	0.05	0.3		TB

WG255513CCV1

Tag: Measured: 11/11/2008 10:43:00 PM

Status	Parm_Stored	Type	Value	Dil	Qual	Units	Appv	MDL	RDL	Text Value	Ext Qual
SREV	ANTIMONY	FOUND	0.01996	1		mg/L	++	0.0004	0.002		
SREV	ANTIMONY	REC	99.8	1		%	++	0.0004	0.002		
SREV	ARSENIC	FOUND	0.05168	1		mg/L	++	0.0005	0.002		
SREV	ARSENIC	REC	103.4	1		%	++	0.0005	0.002		
SREV	LEAD	FOUND	0.0471	1		mg/L	++	0.0001	0.0005		
SREV	LEAD	REC	94.2	1		%	++	0.0001	0.0005		
SREV	SELENIUM	FOUND	0.05002	1		mg/L	++	0.0001	0.0005		
SREV	SELENIUM	REC	100	1		%	++	0.0001	0.0005		
SREV	THALLIUM	FOUND	0.04938	1		mg/L	++	0.0001	0.0005		
SREV	THALLIUM	REC	98.8	1		%	++	0.0001	0.0005		
SREV	URANIUM	FOUND	0.0469	1		mg/L	++	0.0001	0.0005		
SREV	URANIUM	REC	93.8	1		%	++	0.0001	0.0005		

WG255513CCB1

Tag: Measured: 11/11/2008 10:49:00 PM

Status	Parm_Stored	Type	Value	Dil	Qual	Units	Appv	MDL	RDL	Text Value	Ext Qual
SREV	ANTIMONY	FOUND		1	U	mg/L	++	0.0004	0.002		
SREV	ARSENIC	FOUND		1	U	mg/L	++	0.0005	0.002		
SREV	LEAD	FOUND		1	U	mg/L	++	0.0001	0.0005		
SREV	SELENIUM	FOUND		1	U	mg/L	++	0.0001	0.0005		
SREV	THALLIUM	FOUND		1	U	mg/L	++	0.0001	0.0005		
SREV	URANIUM	FOUND		1	U	mg/L	++	0.0001	0.0005		

L72871-04

Tag: Measured: 11/11/2008 10:55:00 PM

Status	Parm_Stored	Type	Value	Dil	Qual	Units	Appv	MDL	RDL	Text Value	Ext Qual
SREV	ANTIMONY	-MS-3050	0.6	500	B	mg/Kg	++	0.2	1		M2
SREV	ARSENIC	-MS-3050	3.8	500		mg/Kg	++	0.3	1		M2
SREV	LEAD	-MS-3050	8.75	500		mg/Kg	++	0.05	0.3		N1
SREV	SELENIUM	-MS-3050	1.87	500		mg/Kg	++	0.05	0.3		
SREV	THALLIUM	-MS-3050	0.16	500	B	mg/Kg	++	0.05	0.3		ZB
SREV	URANIUM	-MS-3050	18.4	500		mg/Kg	++	0.05	0.3		TB

L72871-05

Tag: Measured: 11/11/2008 11:00:00 PM

Status	Parm_Stored	Type	Value	Dil	Qual	Units	Appv	MDL	RDL	Text Value	Ext Qual
SREV	ANTIMONY	-MS-3050	0.3	500	B	mg/Kg	++	0.2	1		M2
SREV	ARSENIC	-MS-3050	2.9	500		mg/Kg	++	0.3	1		M2
SREV	LEAD	-MS-3050	11	500		mg/Kg	++	0.05	0.3		N1
SREV	SELENIUM	-MS-3050	1.4	500		mg/Kg	++	0.05	0.3		
SREV	THALLIUM	-MS-3050	0.14	500	B	mg/Kg	++	0.05	0.3		ZB
SREV	URANIUM	-MS-3050	3.86	500		mg/Kg	++	0.05	0.3		TB

L72871-06

Tag: Measured: 11/11/2008 11:06:00 PM

Status	Parm_Stored	Type	Value	Dil	Qual	Units	Appv	MDL	RDL	Text Value	Ext Qual
SREV	ANTIMONY	-MS-3050	0.6	500	B	mg/Kg	++	0.2	1		M2
SREV	ARSENIC	-MS-3050	2.8	500		mg/Kg	++	0.3	1		M2
SREV	LEAD	-MS-3050	6.22	500		mg/Kg	++	0.05	0.3		N1
SREV	SELENIUM	-MS-3050	1.22	500		mg/Kg	++	0.05	0.3		
SREV	THALLIUM	-MS-3050	0.14	500	B	mg/Kg	++	0.05	0.3		ZB
SREV	URANIUM	-MS-3050	5.13	500		mg/Kg	++	0.05	0.3		TB

L72871-07

Tag: Measured: 11/11/2008 11:12:00 PM

Status	Parm_Stored	Type	Value	Dil	Qual	Units	Appv	MDL	RDL	Text Value	Ext Qual
SREV	ANTIMONY	-MS-3050		505	U	mg/Kg	++	0.2	1		M2
SREV	ARSENIC	-MS-3050	1.6	505		mg/Kg	++	0.3	1		M2
SREV	LEAD	-MS-3050	4.55	505		mg/Kg	++	0.05	0.3		N1
SREV	SELENIUM	-MS-3050	0.98	505		mg/Kg	++	0.05	0.3		
SREV	THALLIUM	-MS-3050	0.19	505	B	mg/Kg	++	0.05	0.3		ZB
SREV	URANIUM	-MS-3050	4.1	505		mg/Kg	++	0.05	0.3		TB

L72871-08

Tag: Measured: 11/11/2008 11:17:00 PM

Status	Parm_Stored	Type	Value	Dil	Qual	Units	Appv	MDL	RDL	Text Value	Ext Qual
SREV	ANTIMONY	-MS-3050		500	U	mg/Kg	++	0.2	1		M2
SREV	ARSENIC	-MS-3050	1.6	500		mg/Kg	++	0.3	1		M2
SREV	LEAD	-MS-3050	12.6	500		mg/Kg	++	0.05	0.3		N1
SREV	SELENIUM	-MS-3050	1.44	500		mg/Kg	++	0.05	0.3		
SREV	THALLIUM	-MS-3050	0.22	500	B	mg/Kg	++	0.05	0.3		ZB
SREV	URANIUM	-MS-3050	2.58	500		mg/Kg	++	0.05	0.3		TB

L72871-09

Tag: Measured: 11/11/2008 11:23:00 PM

Status	Parm_Stored	Type	Value	Dil	Qual	Units	Appv	MDL	RDL	Text Value	Ext Qual
SREV	ANTIMONY	-MS-3050		500	U	mg/Kg	++	0.2	1		M2
SREV	ARSENIC	-MS-3050	1.6	500		mg/Kg	++	0.3	1		M2
SREV	LEAD	-MS-3050	4.24	500		mg/Kg	++	0.05	0.3		N1
SREV	SELENIUM	-MS-3050	1.32	500		mg/Kg	++	0.05	0.3		
SREV	THALLIUM	-MS-3050	0.28	500	B	mg/Kg	++	0.05	0.3		ZB
SREV	URANIUM	-MS-3050	2.99	500		mg/Kg	++	0.05	0.3		TB

L72871-10

Tag: Measured: 11/11/2008 11:29:00 PM

Status	Parm_Stored	Type	Value	Dil	Qual	Units	Appv	MDL	RDL	Text Value	Ext Qual
SREV	ANTIMONY	-MS-3050	0.5	500	B	mg/Kg	++	0.2	1		M2
SREV	ARSENIC	-MS-3050	2.2	500		mg/Kg	++	0.3	1		M2
SREV	LEAD	-MS-3050	7.79	500		mg/Kg	++	0.05	0.3		N1
SREV	SELENIUM	-MS-3050	1.27	500		mg/Kg	++	0.05	0.3		
SREV	THALLIUM	-MS-3050	0.21	500	B	mg/Kg	++	0.05	0.3		ZB
SREV	URANIUM	-MS-3050	3.01	500		mg/Kg	++	0.05	0.3		TB

L72871-11

Tag: Measured: 11/11/2008 11:34:00 PM

Status	Parm_Stored	Type	Value	Dil	Qual	Units	Appv	MDL	RDL	Text Value	Ext Qual
SREV	ANTIMONY	-MS-3050		500	U	mg/Kg	++	0.2	1		M2
SREV	ARSENIC	-MS-3050	1.7	500		mg/Kg	++	0.3	1		M2
SREV	LEAD	-MS-3050	36.9	500		mg/Kg	++	0.05	0.3		N1
SREV	SELENIUM	-MS-3050	1.47	500		mg/Kg	++	0.05	0.3		
SREV	THALLIUM	-MS-3050	0.23	500	B	mg/Kg	++	0.05	0.3		ZB
SREV	URANIUM	-MS-3050	2.5	500		mg/Kg	++	0.05	0.3		TB

L72871-12

Tag: Measured: 11/11/2008 11:40:00 PM

Status	Parm_Stored	Type	Value	Dil	Qual	Units	Appv	MDL	RDL	Text Value	Ext Qual
SREV	ANTIMONY	-MS-3050	0.2	500	B	mg/Kg	++	0.2	1		M2
SREV	ARSENIC	-MS-3050	2.1	500		mg/Kg	++	0.3	1		M2
SREV	LEAD	-MS-3050	4.17	500		mg/Kg	++	0.05	0.3		N1
SREV	SELENIUM	-MS-3050	1.18	500		mg/Kg	++	0.05	0.3		
SREV	THALLIUM	-MS-3050	0.34	500		mg/Kg	++	0.05	0.3		ZB
SREV	URANIUM	-MS-3050	4.53	500		mg/Kg	++	0.05	0.3		TB

L72871-13

Tag: Measured: 11/11/2008 11:46:00 PM

Status	Parm_Stored	Type	Value	Dil	Qual	Units	Appv	MDL	RDL	Text Value	Ext Qual
SREV	ANTIMONY	-MS-3050	0.3	500	B	mg/Kg	++	0.2	1		M2
SREV	ARSENIC	-MS-3050	1.9	500		mg/Kg	++	0.3	1		M2
REDO	LEAD	-MS-3050	3.69	500		mg/Kg	++	0.05	0.3		
SREV	SELENIUM	-MS-3050	1.01	500		mg/Kg	++	0.05	0.3		
SREV	THALLIUM	-MS-3050	0.44	500		mg/Kg	++	0.05	0.3		ZB
SREV	URANIUM	-MS-3050	2.72	500		mg/Kg	++	0.05	0.3		TB

WG255513CCV2

Tag: Measured: 11/11/2008 11:51:00 PM

Status	Parm_Stored	Type	Value	Dil	Qual	Units	Appv	MDL	RDL	Text Value	Ext Qual
SREV	ANTIMONY	FOUND	0.01969	1		mg/L	++	0.0004	0.002		
SREV	ANTIMONY	REC	98.5	1		%	++	0.0004	0.002		
SREV	ARSENIC	FOUND	0.05173	1		mg/L	++	0.0005	0.002		
SREV	ARSENIC	REC	103.5	1		%	++	0.0005	0.002		
SREV	LEAD	FOUND	0.04683	1		mg/L	++	0.0001	0.0005		
SREV	LEAD	REC	93.7	1		%	++	0.0001	0.0005		
SREV	SELENIUM	FOUND	0.05221	1		mg/L	++	0.0001	0.0005		
SREV	SELENIUM	REC	104.4	1		%	++	0.0001	0.0005		
SREV	THALLIUM	FOUND	0.04902	1		mg/L	++	0.0001	0.0005		
SREV	THALLIUM	REC	98	1		%	++	0.0001	0.0005		
SREV	URANIUM	FOUND	0.04667	1		mg/L	++	0.0001	0.0005		
SREV	URANIUM	REC	93.3	1		%	++	0.0001	0.0005		

WG255513CCB2

Tag: Measured: 11/11/2008 11:57:00 PM

Status	Parm_Stored	Type	Value	Dil	Qual	Units	Appv	MDL	RDL	Text Value	Ext Qual
SREV	ANTIMONY	FOUND		1	U	mg/L	++	0.0004	0.002		
SREV	ARSENIC	FOUND		1	U	mg/L	++	0.0005	0.002		
SREV	LEAD	FOUND		1	U	mg/L	++	0.0001	0.0005		
SREV	SELENIUM	FOUND		1	U	mg/L	++	0.0001	0.0005		
SREV	THALLIUM	FOUND		1	U	mg/L	++	0.0001	0.0005		
SREV	URANIUM	FOUND		1	U	mg/L	++	0.0001	0.0005		

L72871-14

Tag: Measured: 11/12/2008 12:03:00 AM

Status	Parm_Stored	Type	Value	Dil	Qual	Units	Appv	MDL	RDL	Text Value	Ext Qual
SREV	ANTIMONY	-MS-3050	0.3	505	B	mg/Kg	++	0.2	1		M2
SREV	ARSENIC	-MS-3050	1.7	505		mg/Kg	++	0.3	1		M2
SREV	LEAD	-MS-3050	6.83	505		mg/Kg	++	0.05	0.3		N1
SREV	SELENIUM	-MS-3050	1.13	505		mg/Kg	++	0.05	0.3		
SREV	THALLIUM	-MS-3050	0.42	505		mg/Kg	++	0.05	0.3		ZB
SREV	URANIUM	-MS-3050	2.94	505		mg/Kg	++	0.05	0.3		TB

L72871-15

Tag: Measured: 11/12/2008 12:09:00 AM

Status	Parm_Stored	Type	Value	Dil	Qual	Units	Appv	MDL	RDL	Text Value	Ext Qual
SREV	ANTIMONY	-MS-3050		505	U	mg/Kg	++	0.2	1		M2
SREV	ARSENIC	-MS-3050	1.5	505		mg/Kg	++	0.3	1		M2
SREV	LEAD	-MS-3050	7.5	505		mg/Kg	++	0.05	0.3		N1
SREV	SELENIUM	-MS-3050	1.3	505		mg/Kg	++	0.05	0.3		
SREV	THALLIUM	-MS-3050	0.63	505		mg/Kg	++	0.05	0.3		ZB
SREV	URANIUM	-MS-3050	2.42	505		mg/Kg	++	0.05	0.3		TB

L72871-16

Tag: Measured: 11/12/2008 12:14:00 AM

Status	Parm_Stored	Type	Value	Dil	Qual	Units	Appv	MDL	RDL	Text Value	Ext Qual
SREV	ANTIMONY	-MS-3050	0.3	505	B	mg/Kg	++	0.2	1		M2
SREV	ARSENIC	-MS-3050	3.2	505		mg/Kg	++	0.3	1		M2
SREV	LEAD	-MS-3050	9.16	505		mg/Kg	++	0.05	0.3		N1
SREV	SELENIUM	-MS-3050	0.26	505	B	mg/Kg	++	0.05	0.3		
SREV	THALLIUM	-MS-3050	0.15	505	B	mg/Kg	++	0.05	0.3		ZB
SREV	URANIUM	-MS-3050	1.08	505		mg/Kg	++	0.05	0.3		TB

L72871-17

Tag: Measured: 11/12/2008 12:20:00 AM

Status	Parm_Stored	Type	Value	Dil	Qual	Units	Appv	MDL	RDL	Text Value	Ext Qual
SREV	ANTIMONY	-MS-3050	0.3	505	B	mg/Kg	++	0.2	1		M2
SREV	ARSENIC	-MS-3050	2.9	505		mg/Kg	++	0.3	1		M2
SREV	LEAD	-MS-3050	9.05	505		mg/Kg	++	0.05	0.3		N1
SREV	SELENIUM	-MS-3050	0.22	505	B	mg/Kg	++	0.05	0.3		
SREV	THALLIUM	-MS-3050	0.14	505	B	mg/Kg	++	0.05	0.3		ZB
SREV	URANIUM	-MS-3050	1.04	505		mg/Kg	++	0.05	0.3		TB

L72871-18

Tag: Measured: 11/12/2008 12:26:00 AM

Status	Parm_Stored	Type	Value	Dil	Qual	Units	Appv	MDL	RDL	Text Value	Ext Qual
SREV	ANTIMONY	-MS-3050	0.2	500	B	mg/Kg	++	0.2	1		M2
SREV	ARSENIC	-MS-3050	2	500		mg/Kg	++	0.3	1		M2
SREV	LEAD	-MS-3050	6.12	500		mg/Kg	++	0.05	0.3		N1
SREV	SELENIUM	-MS-3050	1.26	500		mg/Kg	++	0.05	0.3		
SREV	THALLIUM	-MS-3050	0.39	500		mg/Kg	++	0.05	0.3		ZB
SREV	URANIUM	-MS-3050	2.52	500		mg/Kg	++	0.05	0.3		TB

L72871-18MS

Tag: Measured: 11/12/2008 12:31:00 AM

Status	Parm_Stored	Type	Value	Dil	Qual	Units	Appv	MDL	RDL	Text Value	Ext Qual
SREV	ANTIMONY	FOUND	2.72	500		mg/Kg	++	0.2	1		
SREV	ANTIMONY	REC	50.4	500		%	ALRT	0.2	1		M2
SREV	ARSENIC	FOUND	18.26	500		mg/Kg	++	0.3	1		
SREV	ARSENIC	REC	65	500		%	ALRT	0.3	1		M2
SREV	LEAD	FOUND	27.87	500		mg/Kg	++	0.05	0.3		
SREV	LEAD	REC	87	500		%	++	0.05	0.3		
SREV	SELENIUM	FOUND	11.35	500		mg/Kg	++	0.05	0.3		
SREV	SELENIUM	REC	80.7	500		%	++	0.05	0.3		
SREV	THALLIUM	FOUND	22.045	500		mg/Kg	++	0.05	0.3		
SREV	THALLIUM	REC	86.4	500		%	++	0.05	0.3		
SREV	URANIUM	FOUND	14.11	500		mg/Kg	++	0.05	0.3		
SREV	URANIUM	REC	92.7	500		%	++	0.05	0.3		

L72871-18MSD

Tag: Measured: 11/12/2008 12:37:00 AM

Status	Parm_Stored	Type	Value	Dil	Qual	Units	Appv	MDL	RDL	Text Value	Ext Qual
SREV	ANTIMONY	FOUND	2.58	500		mg/Kg	++	0.2	1		
SREV	ANTIMONY	REC	47.6	500		%	ALRT	0.2	1		M2
SREV	ANTIMONY	RPD	5.28	500		%	++	0.2	1		
SREV	ARSENIC	FOUND	18.3	500		mg/Kg	++	0.3	1		
SREV	ARSENIC	REC	65.2	500		%	ALRT	0.3	1		M2
SREV	ARSENIC	RPD	0.22	500		%	++	0.3	1		
SREV	LEAD	FOUND	29.61	500		mg/Kg	++	0.05	0.3		
SREV	LEAD	REC	94	500		%	++	0.05	0.3		
SREV	LEAD	RPD	6.05	500		%	++	0.05	0.3		
SREV	SELENIUM	FOUND	11.375	500		mg/Kg	++	0.05	0.3		
SREV	SELENIUM	REC	80.9	500		%	++	0.05	0.3		
SREV	SELENIUM	RPD	0.22	500		%	++	0.05	0.3		
SREV	THALLIUM	FOUND	22.39	500		mg/Kg	++	0.05	0.3		
SREV	THALLIUM	REC	87.8	500		%	++	0.05	0.3		
SREV	THALLIUM	RPD	1.55	500		%	++	0.05	0.3		
SREV	URANIUM	FOUND	13.85	500		mg/Kg	++	0.05	0.3		
SREV	URANIUM	REC	90.6	500		%	++	0.05	0.3		
SREV	URANIUM	RPD	1.86	500		%	++	0.05	0.3		

WG255513CCV3

Tag: Measured: 11/12/2008 12:43:00 AM

Status	Parm_Stored	Type	Value	Dil	Qual	Units	Appv	MDL	RDL	Text Value	Ext Qual
SREV	ANTIMONY	FOUND	0.01955	1		mg/L	++	0.0004	0.002		
SREV	ANTIMONY	REC	97.8	1		%	++	0.0004	0.002		
SREV	ARSENIC	FOUND	0.05184	1		mg/L	++	0.0005	0.002		
SREV	ARSENIC	REC	103.7	1		%	++	0.0005	0.002		
SREV	LEAD	FOUND	0.04633	1		mg/L	++	0.0001	0.0005		
SREV	LEAD	REC	92.7	1		%	++	0.0001	0.0005		
SREV	SELENIUM	FOUND	0.05025	1		mg/L	++	0.0001	0.0005		
SREV	SELENIUM	REC	100.5	1		%	++	0.0001	0.0005		
SREV	THALLIUM	FOUND	0.04907	1		mg/L	++	0.0001	0.0005		
SREV	THALLIUM	REC	98.1	1		%	++	0.0001	0.0005		
SREV	URANIUM	FOUND	0.04616	1		mg/L	++	0.0001	0.0005		
SREV	URANIUM	REC	92.3	1		%	++	0.0001	0.0005		

WG255513CCB3

Tag: Measured: 11/12/2008 12:49:00 AM

Status	Parm_Stored	Type	Value	Dil	Qual	Units	Appv	MDL	RDL	Text Value	Ext Qual
SREV	ANTIMONY	FOUND		1	U	mg/L	++	0.0004	0.002		
SREV	ARSENIC	FOUND		1	U	mg/L	++	0.0005	0.002		
SREV	LEAD	FOUND		1	U	mg/L	++	0.0001	0.0005		
SREV	SELENIUM	FOUND		1	U	mg/L	++	0.0001	0.0005		
SREV	THALLIUM	FOUND	0.00018	1	B	mg/L	++	0.0001	0.0005		
SREV	URANIUM	FOUND		1	U	mg/L	++	0.0001	0.0005		

6020 QC Tune Report

Data File: C:\ICPCHEM\1\DATA\081111at.b\0016TUN.D
Date Acquired: Nov 11 2008 04:15 pm
Acq. Method: TN6020.M
Operator: SCP
Sample Name: 6020 Tune
Misc Info:
Vial Number: 1201
Current Method: C:\ICPCHEM\1\METHODS\TN6020.M

RSD (%)

Element	Actual	Required	Flag
7 Li	0.73	5.00	
59 Co	0.86	5.00	
115 In	0.61	5.00	
205 Tl	1.10	5.00	

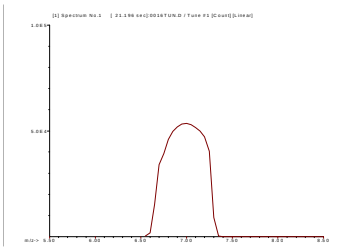

7 Li
Mass Calib.
Actual: 7.00
Required: 6.90 - 7.10
Flag:
Peak Width
Actual: 0.65
Required: 0.90
Flag:

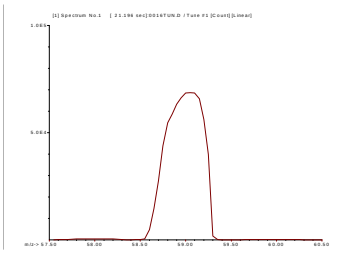

59 Co
Mass Calib.
Actual: 59.05
Required: 58.90 - 59.10
Flag:
Peak Width
Actual: 0.60
Required: 0.90
Flag:

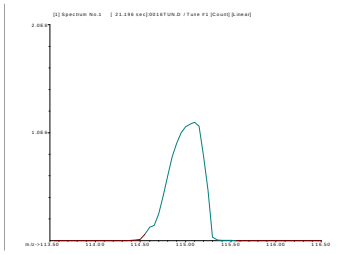

115 In
Mass Calib.
Actual: 115.05
Required: 114.90 - 115.10
Flag:
Peak Width
Actual: 0.60
Required: 0.90
Flag:

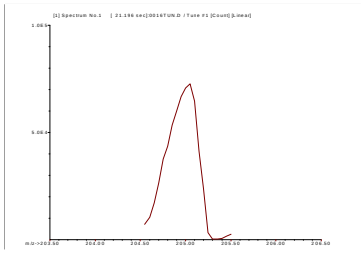

205 Tl
Mass Calib.
Actual: 205.00
Required: 204.90 - 205.10
Flag:
Peak Width
Actual: 0.55
Required: 0.90
Flag:

Calibration Coefficients

Sample Name: **ICSA**
Date Acquired: **Nov 11 2008 09:46 pm**
Acq. Method: **6020ACZ2.M**
Current Method Pa**\ICPCHEM\1\DATA\wg255513.b**
Calibration Path**\ICPCHEM\1\DATA\WG255513.B**

Element Name	Mass	Calibration Corr Coef	Tune Step	IS Ref
Be	9	1.0000	3	6
B	11	0.9994	3	6
Al	27	1.0000	3	72
V	51	1.0000	2	45
Cr	52	1.0000	2	45
Mn	55	1.0000	3	72
Co	59	0.9998	3	72
Ni	60	1.0000	2	45
Cu	63	1.0000	2	45
Zn	66	1.0000	3	72
As	75	1.0000	2	45
Se	78	1.0000	1	45
Mo	98	1.0000	3	115
Ag	107	1.0000	3	115
Cd	111	1.0000	3	115
Sn	118	0.9999	3	115
Sb	121	0.9999	3	115
Ba	137	1.0000	3	115
Tl	205	0.9998	3	209
Pb	208	0.9999	3	159
Th	232	0.9999	3	209
U	238	1.0000	3	209

Sample QC Report

Data File: C:\ICPCHEM\1\DATA\wg255513.b\001SMPL.D\001SMPL.D#
Date Acquired: Nov 11 2008 08:55 pm
Acq. Method: 6020ACZ2.M
Operator:
Sample Name: wash
Misc Info:
Vial Number: 1102
Current Method: C:\ICPCHEM\1\DATA\wg255513.b\6020ACZ2.M
Calibration File: C:\ICPCHEM\1\DATA\wg255513.b\6020ACZ2.C
Last Cal. Update: Nov 12 2008 10:00 am
Sample Type: Sample
Dilution Factor: 1.00
Autodil Factor: Undiluted
Final Dil Factor: 1.00

Data Results:

Analytes: Pass
ISTD: Pass

QC Elements

Element	IS Ref	Tune	Corr Conc	Raw Conc	Units	RSD(%)	High Limit	Flag
9 Be	6	3	0.024	0.024	ppb	25.05	200.00	
11 B	6	3	0.140	0.140	ppb	48.70	20.00	
27 Al	72	3	7.815	7.815	ppb	3.41	1000.00	
51 V	45	2	-0.026	-0.026	ppb	46.97	200.00	
52 Cr	45	2	0.032	0.032	ppb	14.11	200.00	
55 Mn	72	3	0.047	0.047	ppb	17.92	200.00	
59 Co	72	3	0.033	0.033	ppb	7.95	200.00	
60 Ni	45	2	0.043	0.043	ppb	48.64	500.00	
63 Cu	45	2	0.069	0.069	ppb	20.93	500.00	
66 Zn	72	3	0.110	0.110	ppb	32.94	1000.00	
75 As	45	2	0.007	0.007	ppb	562.70	500.00	
78 Se	45	1	0.026	0.026	ppb	66.88	500.00	
98 Mo	115	3	0.019	0.019	ppb	3.66	200.00	
107 Ag	115	3	0.009	0.009	ppb	20.82	50.00	
111 Cd	115	3	0.043	0.043	ppb	27.02	200.00	
118 Sn	115	3	0.036	0.036	ppb	34.91	200.00	
121 Sb	115	3	0.046	0.046	ppb	10.10	25.00	
137 Ba	115	3	0.033	0.033	ppb	50.93	500.00	
205 Tl	209	3	0.037	0.037	ppb	13.38	200.00	
208 Pb	159	3	0.059	0.059	ppb	9.32	500.00	
232 Th	209	3	0.054	0.054	ppb	1.42	200.00	
238 U	209	3	0.034	0.034	ppb	7.88	200.00	

ISTD Elements

Element	Tune	CPS Mean	RSD(%)	Ref Value	Rec(%)	QC Range(%)	Flag
6 Li	3	747804	2.52	759664	98.4	29.5 - 125.4	
45 Sc	1	2172588	0.78	2166076	100.3	29.5 - 125.4	
45 Sc	2	278032	2.54	292681	95.0	29.5 - 125.4	
45 Sc	3	2310129	1.31	2356139	98.0	29.5 - 125.4	
72 Ge	1	464065	1.23	460432	100.8	29.5 - 125.4	
72 Ge	2	109491	1.59	114368	95.7	29.5 - 125.4	
72 Ge	3	439265	0.95	444957	98.7	29.5 - 125.4	
74 Ge	1	648974	1.20	643643	100.8	29.5 - 125.4	
74 Ge	2	159830	1.90	167178	95.6	29.5 - 125.4	
74 Ge	3	609510	1.54	618352	98.6	29.5 - 125.4	
115 In	1	1911984	1.18	1903453	100.4	29.5 - 125.4	
115 In	2	508618	2.17	528046	96.3	29.5 - 125.4	
115 In	3	1647277	0.82	1663276	99.0	29.5 - 125.4	
159 Tb	3	2428348	1.27	2421289	100.3	29.5 - 125.4	
209 Bi	3	2975967	0.81	2972365	100.1	29.5 - 125.4	

Tune File# 1 c:\icpchem\1\7500\h2.u
Tune File# 2 c:\icpchem\1\7500\he.u
Tune File# 3 c:\icpchem\1\7500\norm.u

ISTD Ref File : C:\ICPCHEM\1\DATA\wg255513.b\003CALB.D\003CALB.D#

0 :Element Failures 0 :Max. Number of Failures Allowed
0 :ISTD Failures 0 :Max. Number of ISTD Failures Allowed

Calibration Blank QC Report

Data File: C:\ICPCHEM\1\DATA\wg255513.b\002CAL
Date Acquired: Nov 11 2008 09:01 pm
Operator:
Sample Name: Calblk
Misc Info:
Vial Number: 1102
Current Method: C:\ICPCHEM\1\DATA\wg255513.b\6020AC
Calibration File: C:\ICPCHEM\1\DATA\wg255513.b\6020AC
Last Cal Update: Nov 12 2008 10:00 am
Sample Type: CalBlk
Total Dil Factor: 1.00

QC&ISTD Elements

Element		CPS Mean		SD	RSD(%)
6	Li	751980.38	A	12880.00	1.71
7	(Li)		P		
9	Be	55.56	P	1.93	3.46
11	B	3608.28	P	51.04	1.41
27	Al	59993.59	P	794.90	1.33
45	Sc	2147988.00	A	47540.00	2.21
45	Sc	288740.81	P	6214.00	2.15
45	Sc	2325762.00	A	15150.00	0.65
51	V	1263.84	P	31.56	2.50
52	Cr	305.56	P	23.95	7.84
55	Mn	3189.30	P	76.78	2.41
59	Co	275.57	P	29.88	10.84
60	Ni	83.78	P	1.39	1.66
63	Cu	996.93	P	43.08	4.32
66	Zn	560.76	P	13.98	2.49
72	Ge	458595.41	P	4300.00	0.94
72	Ge	113934.20	P	1611.00	1.41
72	Ge	440869.59	P	2256.00	0.51
74	Ge	640390.38	P	7136.00	1.11
74	Ge	166015.30	P	1615.00	0.97
74	Ge	614782.19	P	2613.00	0.43
75	As	41.78	P	3.42	8.19
78	Se	16.37	P	1.68	10.28
98	Mo	84.45	P	20.09	23.79
107	Ag	61.11	P	15.75	25.77
111	Cd	35.97	P	6.14	17.08
115	In	1892347.00	A	14300.00	0.76
115	In	523583.59	P	6804.00	1.30
115	In	1673222.00	A	6564.00	0.39
118	Sn	283.35	P	37.12	13.10
121	Sb	218.89	P	15.44	7.05
137	Ba	138.89	P	16.44	11.84
159	Tb	2424090.00	A	32580.00	1.34
205	Tl	571.14	P	10.71	1.88
208	Pb	1759.03	P	56.02	3.18
209	Bi	2963564.00	A	33390.00	1.13
232	Th	985.05	P	59.47	6.04
238	U	451.14	P	25.24	5.59

Calibration Blank QC Report

Data File: C:\ICPCHEM\1\DATA\wg255513.b\003CAL
Date Acquired: Nov 11 2008 09:06 pm
Operator:
Sample Name: Calblk
Misc Info:
Vial Number: 1101
Current Method: C:\ICPCHEM\1\DATA\wg255513.b\6020AC
Calibration File: C:\ICPCHEM\1\DATA\wg255513.b\6020AC
Last Cal Update: Nov 12 2008 10:00 am
Sample Type: CalBlk
Total Dil Factor: 1.00

QC&ISTD Elements

Element		CPS Mean		SD	RSD(%)
6	Li	759663.50	A	20890.00	2.75
7	(Li)		P		
9	Be	7.78	P	5.09	65.47
11	B	3589.39	P	162.20	4.52
27	Al	4805.29	P	174.10	3.62
45	Sc	2166075.00	A	5430.00	0.25
45	Sc	292681.09	P	3551.00	1.21
45	Sc	2356139.00	A	6519.00	0.28
51	V	1269.39	P	84.21	6.63
52	Cr	238.67	P	13.38	5.61
55	Mn	2893.69	P	79.68	2.75
59	Co	36.67	P	11.55	31.50
60	Ni	49.56	P	3.79	7.65
63	Cu	872.25	P	21.42	2.46
66	Zn	498.16	P	18.90	3.79
72	Ge	460431.91	P	1868.00	0.41
72	Ge	114368.40	P	1349.00	1.18
72	Ge	444957.41	P	985.70	0.22
74	Ge	643643.19	P	315.60	0.05
74	Ge	167178.09	P	2146.00	1.28
74	Ge	618352.00	P	1013.00	0.16
75	As	36.89	P	2.52	6.84
78	Se	9.70	P	1.12	11.52
98	Mo	45.56	P	15.75	34.57
107	Ag	31.11	P	5.09	16.37
111	Cd	7.70	P	11.83	153.70
115	In	1903452.00	A	3980.00	0.21
115	In	528045.63	P	5002.00	0.95
115	In	1663276.00	A	8605.00	0.52
118	Sn	193.34	P	30.55	15.80
121	Sb	140.00	P	8.89	6.35
137	Ba	63.34	P	17.64	27.85
159	Tb	2421289.00	A	17030.00	0.70
205	Tl	268.90	P	71.68	26.66
208	Pb	886.73	P	82.13	9.26
209	Bi	2972365.00	A	17510.00	0.59
232	Th	458.35	P	35.47	7.74
238	U	23.33	P	8.82	37.79

Calibration Standard QC Report

Data File: C:\ICPCHEM\1\DATA\wg255513.b\004CALS.D\004CALS.D#
Date Acquired: Nov 11 2008 09:12 pm
Operator:
Sample Name: PQV Std
Misc Info:
Vial Number: 1103
Current Method: C:\ICPCHEM\1\DATA\wg255513.b\6020ACZ2.M
Calibration File: C:\ICPCHEM\1\DATA\wg255513.b\6020ACZ2.C
Last Cal Update: Nov 12 2008 10:00 am
Sample Type: CalStd
Total Dil Factor: 1.00

QC&ISTD Elements

Element		CPS Mean		SD	RSD(%)
6	Li	769114.19	A	6635.00	0.86
7	(Li)		P		
9	Be	1065.62	P	44.76	4.20
11	B	5466.61	P	170.70	3.12
27	Al	41441.67	P	603.30	1.46
45	Sc	2200393.00	A	17710.00	0.80
45	Sc	292459.41	P	4989.00	1.71
45	Sc	2382744.00	A	8735.00	0.37
51	V	3658.43	P	23.22	0.63
52	Cr	1626.54	P	19.14	1.18
55	Mn	26682.62	P	186.90	0.70
59	Co	2309.13	P	23.66	1.02
60	Ni	3401.71	P	3.33	0.10
63	Cu	8020.71	P	148.50	1.85
66	Zn	9543.30	P	93.05	0.98
72	Ge	465835.09	P	2529.00	0.54
72	Ge	114467.20	P	1581.00	1.38
72	Ge	448858.31	P	2277.00	0.51
74	Ge	650436.38	P	2204.00	0.34
74	Ge	167161.50	P	2480.00	1.48
74	Ge	620360.19	P	1361.00	0.22
75	As	497.34	P	22.12	4.45
78	Se	54.74	P	0.34	0.62
98	Mo	8423.67	P	42.21	0.50
107	Ag	1497.91	P	28.74	1.92
111	Cd	578.19	P	30.53	5.28
115	In	1914728.00	A	11980.00	0.63
115	In	528737.13	P	8245.00	1.56
115	In	1668672.00	A	24120.00	1.45
118	Sn	1829.06	P	100.40	5.49
121	Sb	6920.90	P	57.82	0.84
137	Ba	866.72	P	55.48	6.40
159	Tb	2447767.00	A	12780.00	0.52
205	Tl	5914.78	P	114.00	1.93
208	Pb	8762.56	P	140.50	1.60
209	Bi	2983770.00	A	19330.00	0.65
232	Th	76251.30	P	42.81	0.06
238	U	8232.78	P	180.10	2.19

ISTD Elements

Element		CPS Mean	RSD(%)	Ref Value	Rec(%)	QC Range(%)	Flag
6	Li	769114.19	0.86	759663.50	101.2	29.5 - 125.4	
45	Sc	2200392.80	0.80	2166075.50	101.6	29.5 - 125.4	
45	Sc	292459.44	1.71	292681.09	99.9	29.5 - 125.4	
45	Sc	2382743.50	0.37	2356139.30	101.1	29.5 - 125.4	
72	Ge	465835.09	0.54	460431.91	101.2	29.5 - 125.4	
72	Ge	114467.23	1.38	114368.45	100.1	29.5 - 125.4	
72	Ge	448858.34	0.51	444957.41	100.9	29.5 - 125.4	
74	Ge	650436.38	0.34	643643.25	101.1	29.5 - 125.4	
74	Ge	167161.47	1.48	167178.14	100.0	29.5 - 125.4	
74	Ge	620360.19	0.22	618352.00	100.3	29.5 - 125.4	
115	In	1914727.90	0.63	1903452.50	100.6	29.5 - 125.4	
115	In	528737.13	1.56	528045.63	100.1	29.5 - 125.4	
115	In	1668672.40	1.45	1663275.80	100.3	29.5 - 125.4	
159	Tb	2447766.50	0.52	2421288.80	101.1	29.5 - 125.4	
209	Bi	2983770.30	0.65	2972364.50	100.4	29.5 - 125.4	

ISTD Ref File : C:\ICPCHEM\1\DATA\wg255513.b\003CALB.D\003CALB.D#

--- :Element Failures --- :Max. Number of Failures Allowed
0 :ISTD Failures 0 :Max. Number of ISTD Failures Allowed

Data Results:
Analytes: Pass
ISTD: Pass

Calibration Standard QC Report

Data File: C:\ICPCHEM\1\DATA\wg255513.b\005CALS.D\005CALS.D#
Date Acquired: Nov 11 2008 09:18 pm
Operator:
Sample Name: Level 3 Std
Misc Info:
Vial Number: 1104
Current Method: C:\ICPCHEM\1\DATA\wg255513.b\6020ACZ2.M
Calibration File: C:\ICPCHEM\1\DATA\wg255513.b\6020ACZ2.C
Last Cal Update: Nov 12 2008 10:00 am
Sample Type: CalStd
Total Dil Factor: 1.00

QC&ISTD Elements

Element	CPS Mean		SD	RSD(%)
6 Li	768958.13	A	5184.00	0.67
7 (Li)		P		
9 Be	44684.17	P	310.70	0.70
11 B	7179.52	P	203.50	2.83
27 Al	753247.88	P	2906.00	0.39
45 Sc	2156552.00	A	17400.00	0.81
45 Sc	296266.69	P	6699.00	2.26
45 Sc	2337769.00	A	12450.00	0.53
51 V	49769.11	P	738.60	1.48
52 Cr	56438.80	P	700.70	1.24
55 Mn	198495.30	P	323.40	0.16
59 Co	185877.70	P	1131.00	0.61
60 Ni	57218.73	P	742.20	1.30
63 Cu	146958.30	P	931.40	0.63
66 Zn	89153.90	P	657.90	0.74
72 Ge	457482.69	P	1896.00	0.41
72 Ge	115685.30	P	1170.00	1.01
72 Ge	448045.41	P	577.80	0.13
74 Ge	643304.69	P	3264.00	0.51
74 Ge	168357.09	P	3554.00	2.11
74 Ge	619424.31	P	1022.00	0.16
75 As	11481.75	P	84.94	0.74
78 Se	9669.09	P	33.21	0.34
98 Mo	68023.54	P	468.30	0.69
107 Ag	33029.66	P	191.30	0.58
111 Cd	22453.75	P	175.70	0.78
115 In	1900230.00	A	14080.00	0.74
115 In	533930.81	P	7162.00	1.34
115 In	1668471.00	A	12600.00	0.76
118 Sn	67106.97	P	452.60	0.67
121 Sb	9266.61	P	98.95	1.07
137 Ba	85622.33	P	305.40	0.36
159 Tb	2438219.00	A	19520.00	0.80
205 Tl	225889.59	P	2100.00	0.93
208 Pb	790677.19	P	1935.00	0.24
209 Bi	2996032.00	A	13410.00	0.45
232 Th	325048.69	P	221.80	0.07
238 U	331257.69	P	1358.00	0.41

ISTD Elements

Element	CPS Mean	RSD(%)	Ref Value	Rec(%)	QC Range(%)	Flag
6 Li	768958.13	0.67	759663.50	101.2	29.5 - 125.4	
45 Sc	2156551.80	0.81	2166075.50	99.6	29.5 - 125.4	
45 Sc	296266.66	2.26	292681.09	101.2	29.5 - 125.4	
45 Sc	2337769.00	0.53	2356139.30	99.2	29.5 - 125.4	
72 Ge	457482.75	0.41	460431.91	99.4	29.5 - 125.4	
72 Ge	115685.30	1.01	114368.45	101.2	29.5 - 125.4	
72 Ge	448045.41	0.13	444957.41	100.7	29.5 - 125.4	
74 Ge	643304.75	0.51	643643.25	99.9	29.5 - 125.4	
74 Ge	168357.09	2.11	167178.14	100.7	29.5 - 125.4	
74 Ge	619424.38	0.16	618352.00	100.2	29.5 - 125.4	
115 In	1900230.40	0.74	1903452.50	99.8	29.5 - 125.4	
115 In	533930.81	1.34	528045.63	101.1	29.5 - 125.4	
115 In	1668470.90	0.76	1663275.80	100.3	29.5 - 125.4	
159 Tb	2438218.50	0.80	2421288.80	100.7	29.5 - 125.4	
209 Bi	2996031.50	0.45	2972364.50	100.8	29.5 - 125.4	

ISTD Ref File : C:\ICPCHEM\1\DATA\wg255513.b\003CALB.D\003CALB.D#

--- :Element Failures --- :Max. Number of Failures Allowed
0 :ISTD Failures 0 :Max. Number of ISTD Failures Allowed

Data Results:
Analytes: Pass
ISTD: Pass

Calibration Standard QC Report

Data File: C:\ICPCHEM\1\DATA\wg255513.b\006CALS.D\006CALS.D#
Date Acquired: Nov 11 2008 09:23 pm
Operator:
Sample Name: Level 4 Std
Misc Info:
Vial Number: 1105
Current Method: C:\ICPCHEM\1\DATA\wg255513.b\6020ACZ2.M
Calibration File: C:\ICPCHEM\1\DATA\wg255513.b\6020ACZ2.C
Last Cal Update: Nov 12 2008 10:00 am
Sample Type: CalStd
Total Dil Factor: 1.00

QC&ISTD Elements

Element	CPS Mean		SD	RSD(%)
6 Li	754602.00	A	2083.00	0.28
7 (Li)		P		
9 Be	220206.09	P	1068.00	0.49
11 B	20719.98	P	431.40	2.08
27 Al	3631903.00	A	21500.00	0.59
45 Sc	2130221.00	A	3417.00	0.16
45 Sc	286621.50	P	4248.00	1.48
45 Sc	2312141.00	A	13290.00	0.57
51 V	241659.91	P	2006.00	0.83
52 Cr	273867.41	P	2909.00	1.06
55 Mn	989790.88	A	2722.00	0.28
59 Co	902890.00	M	14550.00	1.61
60 Ni	278342.91	P	2497.00	0.90
63 Cu	714455.19	P	976.50	0.14
66 Zn	435664.59	P	1312.00	0.30
72 Ge	456834.09	P	1090.00	0.24
72 Ge	112375.70	P	1143.00	1.02
72 Ge	439378.69	P	977.60	0.22
74 Ge	642003.19	P	2358.00	0.37
74 Ge	164610.20	P	2649.00	1.61
74 Ge	609433.31	P	852.90	0.14
75 As	55957.82	P	932.70	1.67
78 Se	48259.95	P	240.20	0.50
98 Mo	330486.09	P	948.40	0.29
107 Ag	156475.41	P	1420.00	0.91
111 Cd	110594.90	P	673.20	0.61
115 In	1885556.00	A	22560.00	1.20
115 In	519897.50	P	6465.00	1.24
115 In	1653876.00	A	3939.00	0.24
118 Sn	331153.19	P	2698.00	0.81
121 Sb	42809.54	P	242.90	0.57
137 Ba	423128.50	P	1674.00	0.40
159 Tb	2407620.00	A	5844.00	0.24
205 Tl	1147370.00	M	27170.00	2.37
208 Pb	3964364.00	A	9873.00	0.25
209 Bi	2976022.00	A	16060.00	0.54
232 Th	1727942.00	A	13000.00	0.75
238 U	1762030.00	A	12670.00	0.72

ISTD Elements

Element	CPS Mean	RSD(%)	Ref Value	Rec(%)	QC Range(%)	Flag
6 Li	754602.00	0.28	759663.50	99.3	29.5 - 125.4	
45 Sc	2130221.50	0.16	2166075.50	98.3	29.5 - 125.4	
45 Sc	286621.47	1.48	292681.09	97.9	29.5 - 125.4	
45 Sc	2312141.30	0.57	2356139.30	98.1	29.5 - 125.4	
72 Ge	456834.16	0.24	460431.91	99.2	29.5 - 125.4	
72 Ge	112375.74	1.02	114368.45	98.3	29.5 - 125.4	
72 Ge	439378.72	0.22	444957.41	98.7	29.5 - 125.4	
74 Ge	642003.25	0.37	643643.25	99.7	29.5 - 125.4	
74 Ge	164610.19	1.61	167178.14	98.5	29.5 - 125.4	
74 Ge	609433.31	0.14	618352.00	98.6	29.5 - 125.4	
115 In	1885556.00	1.20	1903452.50	99.1	29.5 - 125.4	
115 In	519897.53	1.24	528045.63	98.5	29.5 - 125.4	
115 In	1653876.50	0.24	1663275.80	99.4	29.5 - 125.4	
159 Tb	2407620.30	0.24	2421288.80	99.4	29.5 - 125.4	
209 Bi	2976022.50	0.54	2972364.50	100.1	29.5 - 125.4	

ISTD Ref File : C:\ICPCHEM\1\DATA\wg255513.b\003CALB.D\003CALB.D#

--- :Element Failures --- :Max. Number of Failures Allowed
0 :ISTD Failures 0 :Max. Number of ISTD Failures Allowed

Data Results:
Analytes: Pass
ISTD: Pass

Calibration Standard QC Report

Data File: C:\ICPCHEM\1\DATA\wg255513.b\007CALS.D\007CALS.D#
Date Acquired: Nov 11 2008 09:29 pm
Operator:
Sample Name: Level 5 Std
Misc Info:
Vial Number: 1106
Current Method: C:\ICPCHEM\1\DATA\wg255513.b\6020ACZ2.M
Calibration File: C:\ICPCHEM\1\DATA\wg255513.b\6020ACZ2.C
Last Cal Update: Nov 12 2008 10:00 am
Sample Type: CalStd
Total Dil Factor: 1.00

QC&ISTD Elements

Element	CPS Mean		SD	RSD(%)
6 Li	744961.19	A	17080.00	2.29
7 (Li)		P		
9 Be	441081.91	P	4864.00	1.10
11 B	39785.75	P	192.80	0.48
27 Al	7084703.00	A	35500.00	0.50
45 Sc	2113622.00	A	7827.00	0.37
45 Sc	283574.31	P	6519.00	2.30
45 Sc	2300201.00	A	9676.00	0.42
51 V	479724.59	P	9085.00	1.89
52 Cr	538138.00	P	8628.00	1.60
55 Mn	1947079.00	A	15400.00	0.79
59 Co	1843642.00	A	5917.00	0.32
60 Ni	544782.38	P	8112.00	1.49
63 Cu	1409655.00	A	8075.00	0.57
66 Zn	867087.69	P	4134.00	0.48
72 Ge	454130.81	P	7700.00	1.70
72 Ge	111844.80	P	1603.00	1.43
72 Ge	429577.19	P	3101.00	0.72
74 Ge	639524.81	P	7920.00	1.24
74 Ge	163969.59	P	1551.00	0.95
74 Ge	597526.13	P	3090.00	0.52
75 As	110124.60	P	2256.00	2.05
78 Se	97130.31	P	430.40	0.44
98 Mo	664714.00	P	2866.00	0.43
107 Ag	311322.09	P	738.00	0.24
111 Cd	219767.20	P	293.60	0.13
115 In	1882203.00	A	3500.00	0.19
115 In	517647.31	P	10570.00	2.04
115 In	1637971.00	A	20600.00	1.26
118 Sn	672787.88	P	3318.00	0.49
121 Sb	86460.38	P	185.20	0.21
137 Ba	853440.88	P	1824.00	0.21
159 Tb	2362487.00	A	33850.00	1.43
205 Tl	2367289.00	A	8201.00	0.35
208 Pb	7981746.00	A	34750.00	0.44
209 Bi	2932682.00	A	25130.00	0.86
232 Th	3473830.00	A	24430.00	0.70
238 U	3480150.00	A	4218.00	0.12

ISTD Elements

Element	CPS Mean	RSD(%)	Ref Value	Rec(%)	QC Range(%)	Flag
6 Li	744961.25	2.29	759663.50	98.1	29.5 - 125.4	
45 Sc	2113622.00	0.37	2166075.50	97.6	29.5 - 125.4	
45 Sc	283574.28	2.30	292681.09	96.9	29.5 - 125.4	
45 Sc	2300201.30	0.42	2356139.30	97.6	29.5 - 125.4	
72 Ge	454130.78	1.70	460431.91	98.6	29.5 - 125.4	
72 Ge	111844.80	1.43	114368.45	97.8	29.5 - 125.4	
72 Ge	429577.16	0.72	444957.41	96.5	29.5 - 125.4	
74 Ge	639524.81	1.24	643643.25	99.4	29.5 - 125.4	
74 Ge	163969.61	0.95	167178.14	98.1	29.5 - 125.4	
74 Ge	597526.06	0.52	618352.00	96.6	29.5 - 125.4	
115 In	1882202.90	0.19	1903452.50	98.9	29.5 - 125.4	
115 In	517647.34	2.04	528045.63	98.0	29.5 - 125.4	
115 In	1637971.10	1.26	1663275.80	98.5	29.5 - 125.4	
159 Tb	2362487.50	1.43	2421288.80	97.6	29.5 - 125.4	
209 Bi	2932681.80	0.86	2972364.50	98.7	29.5 - 125.4	

ISTD Ref File : C:\ICPCHEM\1\DATA\wg255513.b\003CALB.D\003CALB.D#

--- :Element Failures --- :Max. Number of Failures Allowed
0 :ISTD Failures 0 :Max. Number of ISTD Failures Allowed

Data Results:
Analytes: Pass
ISTD: Pass

Initial Calibration Verification (CCV) QC Report

Data File: C:\ICPCHEM\1\DATA\wg255513.b\008_QCS.D\008_QCS.D#
Date Acquired: Nov 11 2008 09:35 pm
Operator:
Sample Name: ICV
Misc Info:
Vial Number: 1107
Current Method: C:\ICPCHEM\1\DATA\wg255513.b\6020ACZ2.M
Calibration File: C:\ICPCHEM\1\DATA\wg255513.b\6020ACZ2.C
Last Cal Update: Nov 12 2008 10:00 am
Sample Type: QCS
Total Dil Factor: 1.00

Data Results:

Analytes: Pass
ISTD: Pass

QC Elements

Element	IS Ref	Tune	Conc. ppb	RSD(%)	Expected	Rec(%)	QC Range(%)	Flag
9 Be	6	3	49.500	1.58	50.00	99.0	89 - 110	
11 B	6	3	20.060	3.24	20.00	100.3	89 - 110	
27 Al	72	3	107.900	0.19	100.00	107.9	89 - 110	
51 V	45	2	48.520	0.57	50.00	97.0	89 - 110	
52 Cr	45	2	51.310	0.56	50.00	102.6	89 - 110	
55 Mn	72	3	50.100	0.24	50.00	100.2	89 - 110	
59 Co	72	3	47.890	0.13	50.00	95.8	89 - 110	
60 Ni	45	2	49.920	1.01	50.00	99.8	89 - 110	
63 Cu	45	2	49.860	0.76	50.00	99.7	89 - 110	
66 Zn	72	3	50.550	0.29	50.00	101.1	89 - 110	
75 As	45	2	50.700	0.74	50.00	101.4	89 - 110	
78 Se	45	1	49.590	1.53	50.00	99.2	89 - 110	
98 Mo	115	3	19.660	0.98	20.00	98.3	89 - 110	
107 Ag	115	3	18.150	1.13	20.00	90.8	89 - 110	
111 Cd	115	3	50.040	1.01	50.00	100.1	89 - 110	
118 Sn	115	3	50.330	0.44	50.00	100.7	89 - 110	
121 Sb	115	3	20.090	0.74	20.00	100.5	89 - 110	
137 Ba	115	3	50.470	0.39	50.00	100.9	89 - 110	
205 Tl	209	3	49.470	0.48	50.00	98.9	89 - 110	
208 Pb	159	3	47.300	0.68	50.00	94.6	89 - 110	
232 Th	209	3	48.150	0.27	50.00	96.3	89 - 110	
238 U	209	3	47.230	0.70	50.00	94.5	89 - 110	

ISTD Elements

Element	Tune	CPS Mean	RSD(%)	Ref Value	Rec(%)	QC Range(%)	Flag
6 Li	3	768395	1.65	759664	101.1	29 - 125	
45 Sc	1	2150142	1.19	2166076	99.3	29 - 125	
45 Sc	2	289234	1.39	292681	98.8	29 - 125	
45 Sc	3	2301866	1.08	2356139	97.7	29 - 125	
72 Ge	1	455011	0.93	460432	98.8	29 - 125	
72 Ge	2	112128	1.28	114368	98.0	29 - 125	
72 Ge	3	430087	0.21	444957	96.7	29 - 125	
74 Ge	1	638500	0.79	643643	99.2	29 - 125	
74 Ge	2	163371	1.31	167178	97.7	29 - 125	
74 Ge	3	596257	0.23	618352	96.4	29 - 125	
115 In	1	1885148	0.83	1903453	99.0	29 - 125	
115 In	2	518125	1.20	528046	98.1	29 - 125	
115 In	3	1616120	0.70	1663276	97.2	29 - 125	
159 Tb	3	2380048	0.78	2421289	98.3	29 - 125	
209 Bi	3	2922005	0.69	2972365	98.3	29 - 125	

Tune File# 1 c:\icpchem\1\7500\h2.u
Tune File# 2 c:\icpchem\1\7500\he.u
Tune File# 3 c:\icpchem\1\7500\norm.u

ISTD Ref File : C:\ICPCHEM\1\DATA\wg255513.b\003CALB.D\003CALB.D#

0 :Element Failures
0 :ISTD Failures
0 :Max. Number of Failures Allowed
0 :Max. Number of ISTD Failures Allowed

Continuing Calibration Blank (CCB) QC Report

Data File: C:\ICPCHEM\1\DATA\wg255513.b\009_CCB.D\009_CCB.D#
Date Acquired: Nov 11 2008 09:40 pm
Operator:
Sample Name: ICB
Misc Info:
Vial Number: 1101
Current Method: C:\ICPCHEM\1\DATA\wg255513.b\6020ACZ2.M
Calibration File: C:\ICPCHEM\1\DATA\wg255513.b\6020ACZ2.C
Last Cal Update: Nov 12 2008 10:00 am
Sample Type: CCB
Total Dil Factor: 1.00

Data Results:
Analytes: Pass
ISTD: Pass

QC Elements

Element	IS Ref	Tune	Conc.	RSD(%)	High Limit	Flag
9 Be	6	3	0.055 ppb	40.08	0.300	
11 B	6	3	0.191 ppb	33.10	1.500	
27 Al	72	3	0.203 ppb	43.11	3.000	
51 V	45	2	-0.118 ppb	14.65	0.600	
52 Cr	45	2	0.032 ppb	56.39	0.300	
55 Mn	72	3	0.061 ppb	70.70	1.500	
59 Co	72	3	0.053 ppb	47.73	0.150	
60 Ni	45	2	0.053 ppb	54.89	1.800	
63 Cu	45	2	0.077 ppb	48.47	1.500	
66 Zn	72	3	0.182 ppb	39.20	6.000	
75 As	45	2	0.142 ppb	31.78	1.500	
78 Se	45	1	0.046 ppb	7.51	3.000	
98 Mo	115	3	0.050 ppb	31.32	1.500	
107 Ag	115	3	0.026 ppb	44.35	0.150	
111 Cd	115	3	0.070 ppb	78.12	0.300	
118 Sn	115	3	0.113 ppb	26.35	0.300	
121 Sb	115	3	0.135 ppb	6.34	1.200	
137 Ba	115	3	0.096 ppb	47.32	0.300	
205 Tl	209	3	0.064 ppb	58.73	0.300	
208 Pb	159	3	0.088 ppb	48.13	0.300	
232 Th	209	3	0.153 ppb	16.55	3.000	
238 U	209	3	0.056 ppb	46.73	0.300	

ISTD Elements

Element	Tune	CPS Mean	RSD(%)	Ref Value	Rec(%)	QC Range(%)	Flag
6 Li	3	777218	1.30	759664	102.3	29 - 125	
45 Sc	1	2149902	1.65	2166076	99.3	29 - 125	
45 Sc	2	286350	2.40	292681	97.8	29 - 125	
45 Sc	3	2271722	0.44	2356139	96.4	29 - 125	
72 Ge	1	454998	1.51	460432	98.8	29 - 125	
72 Ge	2	111399	1.33	114368	97.4	29 - 125	
72 Ge	3	430874	0.46	444957	96.8	29 - 125	
74 Ge	1	632682	1.48	643643	98.3	29 - 125	
74 Ge	2	161842	1.65	167178	96.8	29 - 125	
74 Ge	3	598615	0.29	618352	96.8	29 - 125	
115 In	1	1861980	0.55	1903453	97.8	29 - 125	
115 In	2	514115	1.63	528046	97.4	29 - 125	
115 In	3	1608079	0.29	1663276	96.7	29 - 125	
159 Tb	3	2360052	0.32	2421289	97.5	29 - 125	
209 Bi	3	2903803	0.39	2972365	97.7	29 - 125	

Tune File# 1 c:\icpchem\1\7500\h2.u
Tune File# 2 c:\icpchem\1\7500\he.u
Tune File# 3 c:\icpchem\1\7500\norm.u

ISTD Ref File : C:\ICPCHEM\1\DATA\wg255513.b\003CALB.D\003CALB.D#

0 :Element Failures
0 :ISTD Failures

0 :Max. Number of Failures Allowed
0 :Max. Number of ISTD Failures Allowed

Continuing Calibration Blank (CCB) QC Report

Data File: C:\ICPCHEM\1\DATA\wg255513.b\010_CCB.D\010_CCB.D#
Date Acquired: Nov 11 2008 09:46 pm
Operator:
Sample Name: ICSA
Misc Info:
Vial Number: 4510
Current Method: C:\ICPCHEM\1\DATA\wg255513.b\6020ACZ2.M
Calibration File: C:\ICPCHEM\1\DATA\wg255513.b\6020ACZ2.C
Last Cal Update: Nov 12 2008 10:00 am
Sample Type: CCB
Total Dil Factor: 1.00

Data Results:
Analytes: Fail
ISTD: Pass

QC Elements

Element	IS Ref	Tune	Conc.	RSD(%)	High Limit	Flag
9 Be	6	3	0.022 ppb	7.90	0.300	
11 B	6	3	0.488 ppb	22.90	1.500	
27 Al	72	3	47220.000 ppb	1.42	3.000	Fail
51 V	45	2	-0.355 ppb	3.18	0.600	
52 Cr	45	2	0.367 ppb	4.22	0.300	Fail
55 Mn	72	3	0.202 ppb	4.63	1.500	
59 Co	72	3	0.204 ppb	2.08	0.150	Fail
60 Ni	45	2	0.327 ppb	0.87	1.800	
63 Cu	45	2	0.517 ppb	5.63	1.500	
66 Zn	72	3	2.594 ppb	2.71	6.000	
75 As	45	2	0.157 ppb	16.97	1.500	
78 Se	45	1	0.121 ppb	5.04	3.000	
98 Mo	115	3	1013.000 ppb	1.78	1.500	Fail
107 Ag	115	3	0.064 ppb	5.43	0.150	
111 Cd	115	3	0.201 ppb	2.55	0.300	
118 Sn	115	3	0.304 ppb	9.14	0.300	Fail
121 Sb	115	3	0.649 ppb	1.54	1.200	
137 Ba	115	3	0.295 ppb	9.63	0.300	
205 Tl	209	3	0.046 ppb	11.60	0.300	
208 Pb	159	3	0.835 ppb	0.73	0.300	Fail
232 Th	209	3	0.117 ppb	8.06	3.000	
238 U	209	3	0.027 ppb	11.37	0.300	

ISTD Elements

Element	Tune	CPS Mean	RSD(%)	Ref Value	Rec(%)	QC Range(%)	Flag
6 Li	3	762674	0.93	759664	100.4	29 - 125	
45 Sc	1	2066063	1.55	2166076	95.4	29 - 125	
45 Sc	2	285647	3.14	292681	97.6	29 - 125	
45 Sc	3	2482029	0.88	2356139	105.3	29 - 125	
72 Ge	1	430270	0.86	460432	93.4	29 - 125	
72 Ge	2	111863	2.19	114368	97.8	29 - 125	
72 Ge	3	472666	0.25	444957	106.2	29 - 125	
74 Ge	1	596984	1.06	643643	92.8	29 - 125	
74 Ge	2	158472	2.42	167178	94.8	29 - 125	
74 Ge	3	639169	0.44	618352	103.4	29 - 125	
115 In	1	1750781	0.65	1903453	92.0	29 - 125	
115 In	2	499239	2.04	528046	94.5	29 - 125	
115 In	3	1671830	0.92	1663276	100.5	29 - 125	
159 Tb	3	2441033	0.13	2421289	100.8	29 - 125	
209 Bi	3	2778714	0.32	2972365	93.5	29 - 125	

Tune File# 1 c:\icpchem\1\7500\h2.u
Tune File# 2 c:\icpchem\1\7500\he.u
Tune File# 3 c:\icpchem\1\7500\norm.u

ISTD Ref File : C:\ICPCHEM\1\DATA\wg255513.b\003CALB.D\003CALB.D#

8 :Element Failures
0 :ISTD Failures

0 :Max. Number of Failures Allowed
0 :Max. Number of ISTD Failures Allowed

Sample QC Report

Data File: C:\ICPCHEM\1\DATA\wg255513.b\011SMPL.D\011SMPL.D#
Date Acquired: Nov 11 2008 09:52 pm
Acq. Method: 6020ACZ2.M
Operator:
Sample Name: ICSAB
Misc Info:
Vial Number: 4511
Current Method: C:\ICPCHEM\1\DATA\wg255513.b\6020ACZ2.M
Calibration File: C:\ICPCHEM\1\DATA\wg255513.b\6020ACZ2.C
Last Cal. Update: Nov 12 2008 10:00 am
Sample Type: Sample
Dilution Factor: 1.00
Autodil Factor: Undiluted
Final Dil Factor: 1.00

Data Results:

Analytes: Fail
ISTD: Pass

QC Elements

Element	IS Ref	Tune	Corr Conc	Raw Conc	Units	RSD(%)	High Limit	Flag
9 Be	6	3	18.120	18.120	ppb	1.41	200.00	
11 B	6	3	3.976	3.976	ppb	2.64	20.00	
27 Al	72	3	46,410.000	46410.000	ppb	0.20	1000.00	OCAL
51 V	45	2	18.570	18.570	ppb	0.29	200.00	
52 Cr	45	2	18.820	18.820	ppb	0.93	200.00	
55 Mn	72	3	18.170	18.170	ppb	1.00	200.00	
59 Co	72	3	17.740	17.740	ppb	1.09	200.00	
60 Ni	45	2	17.810	17.810	ppb	1.47	500.00	
63 Cu	45	2	17.590	17.590	ppb	1.23	500.00	
66 Zn	72	3	20.790	20.790	ppb	0.19	1000.00	
75 As	45	2	19.800	19.800	ppb	1.52	500.00	
78 Se	45	1	19.160	19.160	ppb	1.76	500.00	
98 Mo	115	3	1,047.000	1047.000	ppb	0.51	200.00	OCAL
107 Ag	115	3	7.931	7.931	ppb	1.53	50.00	
111 Cd	115	3	18.800	18.800	ppb	1.44	200.00	
118 Sn	115	3	17.720	17.720	ppb	1.30	200.00	
121 Sb	115	3	10.630	10.630	ppb	0.75	25.00	
137 Ba	115	3	19.370	19.370	ppb	1.52	500.00	
205 Tl	209	3	18.630	18.630	ppb	0.50	200.00	
208 Pb	159	3	17.990	17.990	ppb	1.91	500.00	
232 Th	209	3	18.860	18.860	ppb	0.49	200.00	
238 U	209	3	18.910	18.910	ppb	0.44	200.00	

ISTD Elements

Element	Tune	CPS Mean	RSD(%)	Ref Value	Rec(%)	QC Range(%)	Flag
6 Li	3	751599	0.27	759664	98.9	29.5 - 125.4	
45 Sc	1	2194618	0.82	2166076	101.3	29.5 - 125.4	
45 Sc	2	296843	1.76	292681	101.4	29.5 - 125.4	
45 Sc	3	2499956	1.59	2356139	106.1	29.5 - 125.4	
72 Ge	1	453212	0.93	460432	98.4	29.5 - 125.4	
72 Ge	2	115809	1.38	114368	101.3	29.5 - 125.4	
72 Ge	3	479426	0.49	444957	107.7	29.5 - 125.4	
74 Ge	1	631719	0.83	643643	98.1	29.5 - 125.4	
74 Ge	2	163954	1.80	167178	98.1	29.5 - 125.4	
74 Ge	3	649470	0.63	618352	105.0	29.5 - 125.4	
115 In	1	1859141	0.18	1903453	97.7	29.5 - 125.4	
115 In	2	518439	0.99	528046	98.2	29.5 - 125.4	
115 In	3	1684356	0.87	1663276	101.3	29.5 - 125.4	
159 Tb	3	2480630	1.57	2421289	102.5	29.5 - 125.4	
209 Bi	3	2826354	0.25	2972365	95.1	29.5 - 125.4	

Tune File# 1 c:\icpchem\1\7500\h2.u
Tune File# 2 c:\icpchem\1\7500\he.u
Tune File# 3 c:\icpchem\1\7500\norm.u

ISTD Ref File : C:\ICPCHEM\1\DATA\wg255513.b\003CALB.D\003CALB.D#

2 :Element Failures 0 :Max. Number of Failures Allowed
0 :ISTD Failures 0 :Max. Number of ISTD Failures Allowed

Continuing Calibration Blank (CCB) QC Report

Data File: C:\ICPCHEM\1\DATA\wg255513.b\012_CCB.D\012_CCB.D#
Date Acquired: Nov 11 2008 09:58 pm
Operator:
Sample Name: wash
Misc Info:
Vial Number: 4512
Current Method: C:\ICPCHEM\1\DATA\wg255513.b\6020ACZ2.M
Calibration File: C:\ICPCHEM\1\DATA\wg255513.b\6020ACZ2.C
Last Cal Update: Nov 12 2008 10:00 am
Sample Type: CCB
Total Dil Factor: 1.00

Data Results:
Analytes: Fail
ISTD: Pass

QC Elements

Element	IS Ref	Tune	Conc.	RSD(%)	High Limit	Flag
9 Be	6	3	0.008 ppb	61.40	0.300	
11 B	6	3	-0.085 ppb	38.89	1.500	
27 Al	72	3	32.910 ppb	6.93	3.000	Fail
51 V	45	2	-0.426 ppb	1.12	0.600	
52 Cr	45	2	-0.007 ppb	16.80	0.300	
55 Mn	72	3	-0.034 ppb	12.70	1.500	
59 Co	72	3	0.016 ppb	7.56	0.150	
60 Ni	45	2	0.015 ppb	29.56	1.800	
63 Cu	45	2	0.039 ppb	48.45	1.500	
66 Zn	72	3	0.845 ppb	0.76	6.000	
75 As	45	2	-0.021 ppb	86.60	1.500	
78 Se	45	1	0.025 ppb	19.34	3.000	
98 Mo	115	3	0.848 ppb	10.31	1.500	
107 Ag	115	3	0.004 ppb	36.65	0.150	
111 Cd	115	3	0.012 ppb	65.88	0.300	
118 Sn	115	3	0.288 ppb	9.86	0.300	
121 Sb	115	3	0.090 ppb	8.04	1.200	
137 Ba	115	3	0.009 ppb	92.26	0.300	
205 Tl	209	3	0.081 ppb	8.32	0.300	
208 Pb	159	3	0.019 ppb	30.58	0.300	
232 Th	209	3	0.010 ppb	16.80	3.000	
238 U	209	3	0.012 ppb	3.20	0.300	

ISTD Elements

Element	Tune	CPS Mean	RSD(%)	Ref Value	Rec(%)	QC Range(%)	Flag
6 Li	3	817548	1.47	759664	107.6	29 - 125	
45 Sc	1	2380797	1.05	2166076	109.9	29 - 125	
45 Sc	2	322929	0.57	292681	110.3	29 - 125	
45 Sc	3	2565467	0.16	2356139	108.9	29 - 125	
72 Ge	1	502013	0.43	460432	109.0	29 - 125	
72 Ge	2	125867	0.26	114368	110.1	29 - 125	
72 Ge	3	489645	0.47	444957	110.0	29 - 125	
74 Ge	1	700253	0.58	643643	108.8	29 - 125	
74 Ge	2	182242	0.45	167178	109.0	29 - 125	
74 Ge	3	680305	0.53	618352	110.0	29 - 125	
115 In	1	2039126	1.05	1903453	107.1	29 - 125	
115 In	2	570938	0.51	528046	108.1	29 - 125	
115 In	3	1772458	0.13	1663276	106.6	29 - 125	
159 Tb	3	2533542	0.68	2421289	104.6	29 - 125	
209 Bi	3	3113490	0.50	2972365	104.7	29 - 125	

Tune File# 1 c:\icpchem\1\7500\h2.u
Tune File# 2 c:\icpchem\1\7500\he.u
Tune File# 3 c:\icpchem\1\7500\norm.u

ISTD Ref File : C:\ICPCHEM\1\DATA\wg255513.b\003CALB.D\003CALB.D#

1 :Element Failures
0 :ISTD Failures

0 :Max. Number of Failures Allowed
0 :Max. Number of ISTD Failures Allowed

Sample QC Report

Data File: C:\ICPCHEM\1\DATA\wg255513.b\013SMPL.D\013SMPL.D#
Date Acquired: Nov 11 2008 10:03 pm
Acq. Method: 6020ACZ2.M
Operator:
Sample Name: WG255413PBS
Misc Info:
Vial Number: 4101
Current Method: C:\ICPCHEM\1\DATA\wg255513.b\6020ACZ2.M
Calibration File: C:\ICPCHEM\1\DATA\wg255513.b\6020ACZ2.C
Last Cal. Update: Nov 12 2008 10:00 am
Sample Type: Sample
Dilution Factor: 500.00
Autodil Factor: Undiluted
Final Dil Factor: 500.00

Data Results:

Analytes:	**Pass**
ISTD:	**Pass**

QC Elements

Element	IS Ref	Tune	Corr Conc	Raw Conc	Units	RSD(%)	High Limit	Flag
9 Be	6	3	-1.202	-0.002	ppb	79.78	200.00	
11 B	6	3	50.550	0.101	ppb	89.53	20.00	
27 Al	72	3	1,042.000	2.084	ppb	5.67	1000.00	
51 V	45	2	589.500	1.179	ppb	1.58	200.00	
52 Cr	45	2	57.050	0.114	ppb	3.58	200.00	
55 Mn	72	3	8.225	0.016	ppb	61.28	200.00	
59 Co	72	3	1.729	0.003	ppb	22.38	200.00	
60 Ni	45	2	22.245	0.044	ppb	12.37	500.00	
63 Cu	45	2	19.580	0.039	ppb	12.32	500.00	
66 Zn	72	3	610.000	1.220	ppb	3.78	1000.00	
75 As	45	2	150.950	0.302	ppb	8.09	500.00	
78 Se	45	1	21.315	0.043	ppb	16.29	500.00	
98 Mo	115	3	43.295	0.087	ppb	13.96	200.00	
107 Ag	115	3	0.313	0.001	ppb	441.14	50.00	
111 Cd	115	3	2.868	0.006	ppb	86.28	200.00	
118 Sn	115	3	4,171.000	8.342	ppb	2.87	200.00	
121 Sb	115	3	137.600	0.275	ppb	6.01	25.00	
137 Ba	115	3	18.885	0.038	ppb	23.95	500.00	
205 Tl	209	3	-2.487	-0.005	ppb	33.62	200.00	
208 Pb	159	3	17.365	0.035	ppb	8.61	500.00	
232 Th	209	3	4.722	0.009	ppb	13.76	200.00	
238 U	209	3	-0.080	0.000	ppb	119.79	200.00	

ISTD Elements

Element	Tune	CPS Mean	RSD(%)	Ref Value	Rec(%)	QC Range(%)	Flag
6 Li	3	690319	1.76	759664	90.9	29.5 - 125.4	
45 Sc	1	2093087	0.17	2166076	96.6	29.5 - 125.4	
45 Sc	2	276622	0.33	292681	94.5	29.5 - 125.4	
45 Sc	3	2159003	1.10	2356139	91.6	29.5 - 125.4	
72 Ge	1	438305	0.55	460432	95.2	29.5 - 125.4	
72 Ge	2	108340	0.87	114368	94.7	29.5 - 125.4	
72 Ge	3	427688	0.56	444957	96.1	29.5 - 125.4	
74 Ge	1	612298	0.19	643643	95.1	29.5 - 125.4	
74 Ge	2	158788	0.84	167178	95.0	29.5 - 125.4	
74 Ge	3	591370	0.41	618352	95.6	29.5 - 125.4	
115 In	1	1869794	0.58	1903453	98.2	29.5 - 125.4	
115 In	2	508841	0.31	528046	96.4	29.5 - 125.4	
115 In	3	1580436	0.35	1663276	95.0	29.5 - 125.4	
159 Tb	3	2365616	0.54	2421289	97.7	29.5 - 125.4	
209 Bi	3	2899259	0.57	2972365	97.5	29.5 - 125.4	

Tune File# 1 c:\icpchem\1\7500\h2.u
Tune File# 2 c:\icpchem\1\7500\he.u
Tune File# 3 c:\icpchem\1\7500\norm.u

ISTD Ref File : C:\ICPCHEM\1\DATA\wg255513.b\003CALB.D\003CALB.D#

0 :Element Failures 0 :Max. Number of Failures Allowed
0 :ISTD Failures 0 :Max. Number of ISTD Failures Allowed

Sample QC Report

Data File: C:\ICPCHEM\1\DATA\wg255513.b\014SMPL.D\014SMPL.D#
Date Acquired: Nov 11 2008 10:09 pm
Acq. Method: 6020ACZ2.M
Operator:
Sample Name: WG255413LCSS
Misc Info:
Vial Number: 4102
Current Method: C:\ICPCHEM\1\DATA\wg255513.b\6020ACZ2.M
Calibration File: C:\ICPCHEM\1\DATA\wg255513.b\6020ACZ2.C
Last Cal. Update: Nov 12 2008 10:00 am
Sample Type: Sample
Dilution Factor: 5000.00
Autodil Factor: Undiluted
Final Dil Factor: 5000.00

Data Results:

Analytes:	**Fail**
ISTD:	**Pass**

QC Elements

Element	IS Ref	Tune	Corr Conc	Raw Conc	Units	RSD(%)	High Limit	Flag
9 Be	6	3	80,250.000	16.050	ppb	0.66	200.00	
11 B	6	3	107,650.000	21.530	ppb	1.95	20.00	OCAL
27 Al	72	3	###########	2546.000	ppb	0.96	1000.00	OCAL
51 V	45	2	166,700.000	33.340	ppb	0.51	200.00	
52 Cr	45	2	149,200.000	29.840	ppb	0.91	200.00	
55 Mn	72	3	617,500.000	123.500	ppb	1.25	200.00	
59 Co	72	3	218,050.000	43.610	ppb	0.65	200.00	
60 Ni	45	2	116,450.000	23.290	ppb	0.35	500.00	
63 Cu	45	2	119,450.000	23.890	ppb	0.60	500.00	
66 Zn	72	3	347,900.000	69.580	ppb	0.22	1000.00	
75 As	45	2	130,050.000	26.010	ppb	1.01	500.00	
78 Se	45	1	208,200.000	41.640	ppb	2.13	500.00	
98 Mo	115	3	84,100.000	16.820	ppb	1.70	200.00	
107 Ag	115	3	58,800.000	11.760	ppb	0.77	50.00	
111 Cd	115	3	269,700.000	53.940	ppb	1.68	200.00	
118 Sn	115	3	149,400.000	29.880	ppb	0.87	200.00	
121 Sb	115	3	128,750.000	25.750	ppb	1.16	25.00	OCAL
137 Ba	115	3	275,000.000	55.000	ppb	1.98	500.00	
205 Tl	209	3	304,800.000	60.960	ppb	0.28	200.00	
208 Pb	159	3	131,450.000	26.290	ppb	0.52	500.00	
232 Th	209	3	11,365.000	2.273	ppb	1.11	200.00	
238 U	209	3	2,129.500	0.426	ppb	0.67	200.00	

ISTD Elements

Element	Tune	CPS Mean	RSD(%)	Ref Value	Rec(%)	QC Range(%)	Flag
6 Li	3	767738	0.91	759664	101.1	29.5 - 125.4	
45 Sc	1	2211513	1.44	2166076	102.1	29.5 - 125.4	
45 Sc	2	302659	0.86	292681	103.4	29.5 - 125.4	
45 Sc	3	2440240	0.27	2356139	103.6	29.5 - 125.4	
72 Ge	1	477609	0.97	460432	103.7	29.5 - 125.4	
72 Ge	2	119763	0.84	114368	104.7	29.5 - 125.4	
72 Ge	3	460262	0.20	444957	103.4	29.5 - 125.4	
74 Ge	1	663922	0.98	643643	103.2	29.5 - 125.4	
74 Ge	2	173684	0.65	167178	103.9	29.5 - 125.4	
74 Ge	3	637306	0.61	618352	103.1	29.5 - 125.4	
115 In	1	1921936	1.85	1903453	101.0	29.5 - 125.4	
115 In	2	543699	0.42	528046	103.0	29.5 - 125.4	
115 In	3	1709604	1.20	1663276	102.8	29.5 - 125.4	
159 Tb	3	2476702	0.71	2421289	102.3	29.5 - 125.4	
209 Bi	3	3035618	0.59	2972365	102.1	29.5 - 125.4	

Tune File# 1 c:\icpchem\1\7500\h2.u
Tune File# 2 c:\icpchem\1\7500\he.u
Tune File# 3 c:\icpchem\1\7500\norm.u

ISTD Ref File : C:\ICPCHEM\1\DATA\wg255513.b\003CALB.D\003CALB.D#

3 :Element Failures 0 :Max. Number of Failures Allowed
0 :ISTD Failures 0 :Max. Number of ISTD Failures Allowed

Sample QC Report

Data File: C:\ICPCHEM\1\DATA\wg255513.b\015SMPL.D\015SMPL.D#
Date Acquired: Nov 11 2008 10:15 pm
Acq. Method: 6020ACZ2.M
Operator:
Sample Name: WG255413LCSSD
Misc Info:
Vial Number: 4103
Current Method: C:\ICPCHEM\1\DATA\wg255513.b\6020ACZ2.M
Calibration File: C:\ICPCHEM\1\DATA\wg255513.b\6020ACZ2.C
Last Cal. Update: Nov 12 2008 10:00 am
Sample Type: Sample
Dilution Factor: 5000.00
Autodil Factor: Undiluted
Final Dil Factor: 5000.00

Data Results:

Analytes:	**Fail**
ISTD:	**Pass**

QC Elements

Element	IS Ref	Tune	Corr Conc	Raw Conc	Units	RSD(%)	High Limit	Flag
9 Be	6	3	78,550.000	15.710	ppb	0.74	200.00	
11 B	6	3	104,450.000	20.890	ppb	2.89	20.00	OCAL
27 Al	72	3	###########	2541.000	ppb	2.14	1000.00	OCAL
51 V	45	2	160,300.000	32.060	ppb	2.43	200.00	
52 Cr	45	2	143,400.000	28.680	ppb	1.67	200.00	
55 Mn	72	3	598,500.000	119.700	ppb	1.60	200.00	
59 Co	72	3	208,200.000	41.640	ppb	1.63	200.00	
60 Ni	45	2	112,150.000	22.430	ppb	1.94	500.00	
63 Cu	45	2	118,350.000	23.670	ppb	1.74	500.00	
66 Zn	72	3	326,100.000	65.220	ppb	1.23	1000.00	
75 As	45	2	128,150.000	25.630	ppb	2.48	500.00	
78 Se	45	1	200,700.000	40.140	ppb	1.27	500.00	
98 Mo	115	3	78,200.000	15.640	ppb	0.66	200.00	
107 Ag	115	3	58,550.000	11.710	ppb	1.24	50.00	
111 Cd	115	3	260,500.000	52.100	ppb	0.96	200.00	
118 Sn	115	3	145,400.000	29.080	ppb	0.71	200.00	
121 Sb	115	3	119,550.000	23.910	ppb	0.86	25.00	
137 Ba	115	3	259,000.000	51.800	ppb	0.98	500.00	
205 Tl	209	3	292,950.000	58.590	ppb	1.62	200.00	
208 Pb	159	3	129,300.000	25.860	ppb	1.52	500.00	
232 Th	209	3	9,980.000	1.996	ppb	1.95	200.00	
238 U	209	3	2,024.000	0.405	ppb	2.55	200.00	

ISTD Elements

Element	Tune	CPS Mean	RSD(%)	Ref Value	Rec(%)	QC Range(%)	Flag
6 Li	3	769986	1.01	759664	101.4	29.5 - 125.4	
45 Sc	1	2238168	1.80	2166076	103.3	29.5 - 125.4	
45 Sc	2	307030	1.91	292681	104.9	29.5 - 125.4	
45 Sc	3	2422309	0.97	2356139	102.8	29.5 - 125.4	
72 Ge	1	476371	0.77	460432	103.5	29.5 - 125.4	
72 Ge	2	120365	1.61	114368	105.2	29.5 - 125.4	
72 Ge	3	461381	1.24	444957	103.7	29.5 - 125.4	
74 Ge	1	664288	0.85	643643	103.2	29.5 - 125.4	
74 Ge	2	174512	1.72	167178	104.4	29.5 - 125.4	
74 Ge	3	638741	1.12	618352	103.3	29.5 - 125.4	
115 In	1	1940823	1.17	1903453	102.0	29.5 - 125.4	
115 In	2	549168	1.92	528046	104.0	29.5 - 125.4	
115 In	3	1713951	0.63	1663276	103.0	29.5 - 125.4	
159 Tb	3	2478382	1.79	2421289	102.4	29.5 - 125.4	
209 Bi	3	3010718	1.31	2972365	101.3	29.5 - 125.4	

Tune File# 1 c:\icpchem\1\7500\h2.u
Tune File# 2 c:\icpchem\1\7500\he.u
Tune File# 3 c:\icpchem\1\7500\norm.u

ISTD Ref File : C:\ICPCHEM\1\DATA\wg255513.b\003CALB.D\003CALB.D#

2 :Element Failures 0 :Max. Number of Failures Allowed
0 :ISTD Failures 0 :Max. Number of ISTD Failures Allowed

Sample QC Report

Data File: C:\ICPCHEM\1\DATA\wg255513.b\016SMPL.D\016SMPL.D#
Date Acquired: Nov 11 2008 10:21 pm
Acq. Method: 6020ACZ2.M
Operator:
Sample Name: L72871-01
Misc Info:
Vial Number: 4104
Current Method: C:\ICPCHEM\1\DATA\wg255513.b\6020ACZ2.M
Calibration File: C:\ICPCHEM\1\DATA\wg255513.b\6020ACZ2.C
Last Cal. Update: Nov 12 2008 10:00 am
Sample Type: Sample
Dilution Factor: 500.00
Autodil Factor: Undiluted
Final Dil Factor: 500.00

Data Results:

Analytes:	**Fail**
ISTD:	**Pass**

QC Elements

Element	IS Ref	Tune	Corr Conc	Raw Conc	Units	RSD(%)	High Limit	Flag
9 Be	6	3	274.250	0.549	ppb	4.61	200.00	
11 B	6	3	1,193.500	2.387	ppb	5.47	20.00	
27 Al	72	3	###########	7965.000	ppb	0.92	1000.00	OCAL
51 V	45	2	19,510.000	39.020	ppb	0.14	200.00	
52 Cr	45	2	4,956.000	9.912	ppb	0.46	200.00	
55 Mn	72	3	172,300.000	344.600	ppb	1.12	200.00	OCAL
59 Co	72	3	4,193.500	8.387	ppb	1.01	200.00	
60 Ni	45	2	3,036.500	6.073	ppb	1.20	500.00	
63 Cu	45	2	283,100.000	566.200	ppb	0.09	500.00	OCAL
66 Zn	72	3	25,925.000	51.850	ppb	1.03	1000.00	
75 As	45	2	1,164.500	2.329	ppb	5.29	500.00	
78 Se	45	1	546.500	1.093	ppb	1.16	500.00	
98 Mo	115	3	47,690.000	95.380	ppb	0.79	200.00	
107 Ag	115	3	185.050	0.370	ppb	9.80	50.00	
111 Cd	115	3	175.700	0.351	ppb	16.32	200.00	
118 Sn	115	3	4,729.000	9.458	ppb	1.27	200.00	
121 Sb	115	3	281.950	0.564	ppb	4.08	25.00	
137 Ba	115	3	81,200.000	162.400	ppb	0.31	500.00	
205 Tl	209	3	274.750	0.550	ppb	3.75	200.00	
208 Pb	159	3	2,229.000	4.458	ppb	1.80	500.00	
232 Th	209	3	12,480.000	24.960	ppb	0.95	200.00	
238 U	209	3	4,638.000	9.276	ppb	0.76	200.00	

ISTD Elements

Element	Tune	CPS Mean	RSD(%)	Ref Value	Rec(%)	QC Range(%)	Flag
6 Li	3	566722	0.36	759664	74.6	29.5 - 125.4	
45 Sc	1	2042772	0.61	2166076	94.3	29.5 - 125.4	
45 Sc	2	271400	0.55	292681	92.7	29.5 - 125.4	
45 Sc	3	2139269	0.92	2356139	90.8	29.5 - 125.4	
72 Ge	1	425323	0.50	460432	92.4	29.5 - 125.4	
72 Ge	2	110972	1.85	114368	97.0	29.5 - 125.4	
72 Ge	3	434198	0.05	444957	97.6	29.5 - 125.4	
74 Ge	1	591443	0.48	643643	91.9	29.5 - 125.4	
74 Ge	2	160355	1.86	167178	95.9	29.5 - 125.4	
74 Ge	3	595391	0.24	618352	96.3	29.5 - 125.4	
115 In	1	1789488	0.63	1903453	94.0	29.5 - 125.4	
115 In	2	496009	0.53	528046	93.9	29.5 - 125.4	
115 In	3	1545972	1.00	1663276	92.9	29.5 - 125.4	
159 Tb	3	2338264	1.33	2421289	96.6	29.5 - 125.4	
209 Bi	3	2807688	0.33	2972365	94.5	29.5 - 125.4	

Tune File# 1 c:\icpchem\1\7500\h2.u
Tune File# 2 c:\icpchem\1\7500\he.u
Tune File# 3 c:\icpchem\1\7500\norm.u

ISTD Ref File : C:\ICPCHEM\1\DATA\wg255513.b\003CALB.D\003CALB.D#

3 :Element Failures 0 :Max. Number of Failures Allowed
0 :ISTD Failures 0 :Max. Number of ISTD Failures Allowed

Sample QC Report

Data File: C:\ICPCHEM\1\DATA\wg255513.b\017SMPL.D\017SMPL.D#
Date Acquired: Nov 11 2008 10:26 pm
Acq. Method: 6020ACZ2.M
Operator:
Sample Name: L72871-01SDL
Misc Info:
Vial Number: 4105
Current Method: C:\ICPCHEM\1\DATA\wg255513.b\6020ACZ2.M
Calibration File: C:\ICPCHEM\1\DATA\wg255513.b\6020ACZ2.C
Last Cal. Update: Nov 12 2008 10:00 am
Sample Type: Sample
Dilution Factor: 500.00
Autodil Factor: Undiluted
Final Dil Factor: 500.00

Data Results:

Analytes:	**Fail**
ISTD:	**Pass**

QC Elements

Element	IS Ref	Tune	Corr Conc	Raw Conc	Units	RSD(%)	High Limit	Flag
9 Be	6	3	48.375	0.097	ppb	15.58	200.00	
11 B	6	3	90.200	0.180	ppb	43.84	20.00	
27 Al	72	3	856,000.000	1712.000	ppb	1.11	1000.00	OCAL
51 V	45	2	3,804.500	7.609	ppb	0.36	200.00	
52 Cr	45	2	1,011.500	2.023	ppb	0.68	200.00	
55 Mn	72	3	36,190.000	72.380	ppb	0.53	200.00	
59 Co	72	3	910.000	1.820	ppb	1.52	200.00	
60 Ni	45	2	668.500	1.337	ppb	3.11	500.00	
63 Cu	45	2	58,500.000	117.000	ppb	0.57	500.00	
66 Zn	72	3	5,995.000	11.990	ppb	0.77	1000.00	
75 As	45	2	197.200	0.394	ppb	15.46	500.00	
78 Se	45	1	115.350	0.231	ppb	2.14	500.00	
98 Mo	115	3	9,570.000	19.140	ppb	1.25	200.00	
107 Ag	115	3	39.325	0.079	ppb	9.64	50.00	
111 Cd	115	3	33.950	0.068	ppb	35.97	200.00	
118 Sn	115	3	946.000	1.892	ppb	2.03	200.00	
121 Sb	115	3	45.100	0.090	ppb	9.10	25.00	
137 Ba	115	3	16,015.000	32.030	ppb	0.52	500.00	
205 Tl	209	3	87.650	0.175	ppb	1.48	200.00	
208 Pb	159	3	456.100	0.912	ppb	2.57	500.00	
232 Th	209	3	2,368.500	4.737	ppb	0.97	200.00	
238 U	209	3	887.500	1.775	ppb	0.40	200.00	

ISTD Elements

Element	Tune	CPS Mean	RSD(%)	Ref Value	Rec(%)	QC Range(%)	Flag
6 Li	3	706785	1.94	759664	93.0	29.5 - 125.4	
45 Sc	1	2122001	0.69	2166076	98.0	29.5 - 125.4	
45 Sc	2	288433	1.22	292681	98.5	29.5 - 125.4	
45 Sc	3	2312104	1.48	2356139	98.1	29.5 - 125.4	
72 Ge	1	458857	0.50	460432	99.7	29.5 - 125.4	
72 Ge	2	115580	0.85	114368	101.1	29.5 - 125.4	
72 Ge	3	441691	0.21	444957	99.3	29.5 - 125.4	
74 Ge	1	639869	1.22	643643	99.4	29.5 - 125.4	
74 Ge	2	167796	0.56	167178	100.4	29.5 - 125.4	
74 Ge	3	612540	0.31	618352	99.1	29.5 - 125.4	
115 In	1	1877791	0.11	1903453	98.7	29.5 - 125.4	
115 In	2	528422	0.61	528046	100.1	29.5 - 125.4	
115 In	3	1638506	0.58	1663276	98.5	29.5 - 125.4	
159 Tb	3	2410934	0.12	2421289	99.6	29.5 - 125.4	
209 Bi	3	2962425	0.72	2972365	99.7	29.5 - 125.4	

Tune File# 1 c:\icpchem\1\7500\h2.u
Tune File# 2 c:\icpchem\1\7500\he.u
Tune File# 3 c:\icpchem\1\7500\norm.u

ISTD Ref File : C:\ICPCHEM\1\DATA\wg255513.b\003CALB.D\003CALB.D#

1 :Element Failures 0 :Max. Number of Failures Allowed
0 :ISTD Failures 0 :Max. Number of ISTD Failures Allowed

Sample QC Report

Data File: C:\ICPCHEM\1\DATA\wg255513.b\018SMPL.D\018SMPL.D#
Date Acquired: Nov 11 2008 10:32 pm
Acq. Method: 6020ACZ2.M
Operator:
Sample Name: L72871-02
Misc Info:
Vial Number: 4106
Current Method: C:\ICPCHEM\1\DATA\wg255513.b\6020ACZ2.M
Calibration File: C:\ICPCHEM\1\DATA\wg255513.b\6020ACZ2.C
Last Cal. Update: Nov 12 2008 10:00 am
Sample Type: Sample
Dilution Factor: 505.00
Autodil Factor: Undiluted
Final Dil Factor: 505.00

Data Results:
Analytes: Fail
ISTD: Pass

QC Elements

Element	IS Ref	Tune	Corr Conc	Raw Conc	Units	RSD(%)	High Limit	Flag
9 Be	6	3	371.478	0.736	ppb	1.06	200.00	
11 B	6	3	1,760.430	3.486	ppb	5.12	20.00	
27 Al	72	3	###########	8855.000	ppb	0.12	1000.00	OCAL
51 V	45	2	17,074.050	33.810	ppb	0.59	200.00	
52 Cr	45	2	4,655.090	9.218	ppb	0.60	200.00	
55 Mn	72	3	166,498.500	329.700	ppb	0.96	200.00	OCAL
59 Co	72	3	4,949.000	9.800	ppb	0.08	200.00	
60 Ni	45	2	2,766.895	5.479	ppb	1.16	500.00	
63 Cu	45	2	435,411.000	862.200	ppb	1.11	500.00	OCAL
66 Zn	72	3	36,077.200	71.440	ppb	0.47	1000.00	
75 As	45	2	1,283.205	2.541	ppb	3.25	500.00	
78 Se	45	1	707.505	1.401	ppb	5.03	500.00	
98 Mo	115	3	47,767.950	94.590	ppb	0.29	200.00	
107 Ag	115	3	262.701	0.520	ppb	1.51	50.00	
111 Cd	115	3	211.848	0.420	ppb	3.71	200.00	
118 Sn	115	3	5,027.780	9.956	ppb	1.66	200.00	
121 Sb	115	3	253.005	0.501	ppb	3.05	25.00	
137 Ba	115	3	91,809.000	181.800	ppb	0.28	500.00	
205 Tl	209	3	136.451	0.270	ppb	2.73	200.00	
208 Pb	159	3	2,875.470	5.694	ppb	0.33	500.00	
232 Th	209	3	12,064.450	23.890	ppb	0.74	200.00	
238 U	209	3	3,563.280	7.056	ppb	0.78	200.00	

ISTD Elements

Element	Tune	CPS Mean	RSD(%)	Ref Value	Rec(%)	QC Range(%)	Flag
6 Li	3	535753	0.15	759664	70.5	29.5 - 125.4	
45 Sc	1	1933977	0.98	2166076	89.3	29.5 - 125.4	
45 Sc	2	259771	0.51	292681	88.8	29.5 - 125.4	
45 Sc	3	2058859	0.24	2356139	87.4	29.5 - 125.4	
72 Ge	1	408625	0.53	460432	88.7	29.5 - 125.4	
72 Ge	2	106096	0.73	114368	92.8	29.5 - 125.4	
72 Ge	3	406414	0.94	444957	91.3	29.5 - 125.4	
74 Ge	1	571267	0.48	643643	88.8	29.5 - 125.4	
74 Ge	2	153966	0.60	167178	92.1	29.5 - 125.4	
74 Ge	3	558190	0.87	618352	90.3	29.5 - 125.4	
115 In	1	1722321	0.77	1903453	90.5	29.5 - 125.4	
115 In	2	482278	0.79	528046	91.3	29.5 - 125.4	
115 In	3	1482124	1.11	1663276	89.1	29.5 - 125.4	
159 Tb	3	2305977	0.13	2421289	95.2	29.5 - 125.4	
209 Bi	3	2757192	0.65	2972365	92.8	29.5 - 125.4	

Tune File# 1 c:\icpchem\1\7500\h2.u
Tune File# 2 c:\icpchem\1\7500\he.u
Tune File# 3 c:\icpchem\1\7500\norm.u

ISTD Ref File : C:\ICPCHEM\1\DATA\wg255513.b\003CALB.D\003CALB.D#

3 :Element Failures 0 :Max. Number of Failures Allowed
0 :ISTD Failures 0 :Max. Number of ISTD Failures Allowed

Sample QC Report

Data File: C:\ICPCHEM\1\DATA\wg255513.b\019SMPL.D\019SMPL.D#
Date Acquired: Nov 11 2008 10:38 pm
Acq. Method: 6020ACZ2.M
Operator:
Sample Name: L72871-03
Misc Info:
Vial Number: 4107
Current Method: C:\ICPCHEM\1\DATA\wg255513.b\6020ACZ2.M
Calibration File: C:\ICPCHEM\1\DATA\wg255513.b\6020ACZ2.C
Last Cal. Update: Nov 12 2008 10:00 am
Sample Type: Sample
Dilution Factor: 505.00
Autodil Factor: Undiluted
Final Dil Factor: 505.00

Data Results:
Analytes: Fail
ISTD: Pass

QC Elements

Element	IS Ref	Tune	Corr Conc	Raw Conc	Units	RSD(%)	High Limit	Flag
9 Be	6	3	484.497	0.959	ppb	3.45	200.00	
11 B	6	3	1,841.735	3.647	ppb	5.27	20.00	
27 Al	72	3	###########	13030.000	ppb	0.96	1000.00	OCAL
51 V	45	2	31,224.150	61.830	ppb	0.25	200.00	
52 Cr	45	2	6,681.150	13.230	ppb	0.50	200.00	
55 Mn	72	3	214,877.500	425.500	ppb	1.81	200.00	OCAL
59 Co	72	3	7,580.050	15.010	ppb	1.59	200.00	
60 Ni	45	2	4,722.255	9.351	ppb	0.84	500.00	
63 Cu	45	2	371,377.000	735.400	ppb	1.33	500.00	OCAL
66 Zn	72	3	48,979.950	96.990	ppb	1.49	1000.00	
75 As	45	2	2,124.030	4.206	ppb	3.49	500.00	
78 Se	45	1	980.710	1.942	ppb	2.16	500.00	
98 Mo	115	3	64,993.500	128.700	ppb	0.88	200.00	
107 Ag	115	3	272.195	0.539	ppb	5.13	50.00	
111 Cd	115	3	260.883	0.517	ppb	8.97	200.00	
118 Sn	115	3	5,151.000	10.200	ppb	1.43	200.00	
121 Sb	115	3	201.091	0.398	ppb	2.41	25.00	
137 Ba	115	3	73,629.000	145.800	ppb	0.86	500.00	
205 Tl	209	3	208.717	0.413	ppb	1.56	200.00	
208 Pb	159	3	3,468.340	6.868	ppb	1.33	500.00	
232 Th	209	3	10,554.500	20.900	ppb	0.93	200.00	
238 U	209	3	4,542.980	8.996	ppb	1.41	200.00	

ISTD Elements

Element	Tune	CPS Mean	RSD(%)	Ref Value	Rec(%)	QC Range(%)	Flag
6 Li	3	517904	0.42	759664	68.2	29.5 - 125.4	
45 Sc	1	1901603	0.94	2166076	87.8	29.5 - 125.4	
45 Sc	2	257946	0.33	292681	88.1	29.5 - 125.4	
45 Sc	3	2073476	1.85	2356139	88.0	29.5 - 125.4	
72 Ge	1	404148	0.88	460432	87.8	29.5 - 125.4	
72 Ge	2	104196	0.79	114368	91.1	29.5 - 125.4	
72 Ge	3	404785	0.41	444957	91.0	29.5 - 125.4	
74 Ge	1	565080	0.68	643643	87.8	29.5 - 125.4	
74 Ge	2	150419	0.74	167178	90.0	29.5 - 125.4	
74 Ge	3	554707	0.50	618352	89.7	29.5 - 125.4	
115 In	1	1711901	0.91	1903453	89.9	29.5 - 125.4	
115 In	2	476711	0.32	528046	90.3	29.5 - 125.4	
115 In	3	1488214	0.81	1663276	89.5	29.5 - 125.4	
159 Tb	3	2338562	0.28	2421289	96.6	29.5 - 125.4	
209 Bi	3	2755487	0.52	2972365	92.7	29.5 - 125.4	

Tune File# 1 c:\icpchem\1\7500\h2.u
Tune File# 2 c:\icpchem\1\7500\he.u
Tune File# 3 c:\icpchem\1\7500\norm.u

ISTD Ref File : C:\ICPCHEM\1\DATA\wg255513.b\003CALB.D\003CALB.D#

3 :Element Failures 0 :Max. Number of Failures Allowed
0 :ISTD Failures 0 :Max. Number of ISTD Failures Allowed

Continuing Calibration Verification (CCV) QC Report

Data File: C:\ICPCHEM\1\DATA\wg255513.b\020_CCV.D\020_CCV.D#
Date Acquired: Nov 11 2008 10:43 pm
Operator:
Sample Name: CCV
Misc Info:
Vial Number: 1107
Current Method: C:\ICPCHEM\1\DATA\wg255513.b\6020ACZ2.M
Calibration File: C:\ICPCHEM\1\DATA\wg255513.b\6020ACZ2.C
Last Cal Update: Nov 12 2008 10:00 am
Sample Type: CCV
Total Dil Factor: 1.00

Data Results:
Analytes: Fail
ISTD: Pass

QC Elements

Element	IS Ref	Tune	Conc. ppb	RSD(%)	Expected	Rec(%)	QC Range(%)	Flag
9 Be	6	3	51.260	2.55	50.00	102.5	89 - 110	
11 B	6	3	20.390	2.02	20.00	102.0	89 - 110	
27 Al	72	3	105.800	0.24	100.00	105.8	89 - 110	
51 V	45	2	49.140	0.47	50.00	98.3	89 - 110	
52 Cr	45	2	51.700	0.56	50.00	103.4	89 - 110	
55 Mn	72	3	50.050	1.16	50.00	100.1	89 - 110	
59 Co	72	3	47.180	0.41	50.00	94.4	89 - 110	
60 Ni	45	2	50.270	0.55	50.00	100.5	89 - 110	
63 Cu	45	2	50.230	0.51	50.00	100.5	89 - 110	
66 Zn	72	3	49.590	0.87	50.00	99.2	89 - 110	
75 As	45	2	51.680	0.51	50.00	103.4	89 - 110	
78 Se	45	1	50.020	2.14	50.00	100.0	89 - 110	
98 Mo	115	3	19.110	1.35	20.00	95.6	89 - 110	
107 Ag	115	3	17.870	1.07	20.00	89.4	89 - 110	Fail
111 Cd	115	3	49.820	1.86	50.00	99.6	89 - 110	
118 Sn	115	3	50.450	0.70	50.00	100.9	89 - 110	
121 Sb	115	3	19.960	1.08	20.00	99.8	89 - 110	
137 Ba	115	3	50.850	1.23	50.00	101.7	89 - 110	
205 Tl	209	3	49.380	0.80	50.00	98.8	89 - 110	
208 Pb	159	3	47.100	0.63	50.00	94.2	89 - 110	
232 Th	209	3	47.680	0.38	50.00	95.4	89 - 110	
238 U	209	3	46.900	0.31	50.00	93.8	89 - 110	

ISTD Elements

Element	Tune	CPS Mean	RSD(%)	Ref Value	Rec(%)	QC Range(%)	Flag
6 Li	3	671155	1.34	759664	88.3	29 - 125	
45 Sc	1	2057207	0.60	2166076	95.0	29 - 125	
45 Sc	2	278057	0.41	292681	95.0	29 - 125	
45 Sc	3	2212579	0.72	2356139	93.9	29 - 125	
72 Ge	1	445255	0.65	460432	96.7	29 - 125	
72 Ge	2	111409	0.59	114368	97.4	29 - 125	
72 Ge	3	416406	0.29	444957	93.6	29 - 125	
74 Ge	1	625457	1.13	643643	97.2	29 - 125	
74 Ge	2	162723	0.43	167178	97.3	29 - 125	
74 Ge	3	582225	0.31	618352	94.2	29 - 125	
115 In	1	1887221	0.92	1903453	99.1	29 - 125	
115 In	2	520850	0.38	528046	98.6	29 - 125	
115 In	3	1604798	1.26	1663276	96.5	29 - 125	
159 Tb	3	2387668	0.16	2421289	98.6	29 - 125	
209 Bi	3	2936634	0.42	2972365	98.8	29 - 125	

Tune File# 1 c:\icpchem\1\7500\h2.u
Tune File# 2 c:\icpchem\1\7500\he.u
Tune File# 3 c:\icpchem\1\7500\norm.u

ISTD Ref File : C:\ICPCHEM\1\DATA\wg255513.b\003CALB.D\003CALB.D#

1 :Element Failures — 0 :Max. Number of Failures Allowed
0 :ISTD Failures — 0 :Max. Number of ISTD Failures Allowed

Continuing Calibration Blank (CCB) QC Report

Data File: C:\ICPCHEM\1\DATA\wg255513.b\021_CCB.D\021_CCB.D#
Date Acquired: Nov 11 2008 10:49 pm
Operator:
Sample Name: CCB
Misc Info:
Vial Number: 1101
Current Method: C:\ICPCHEM\1\DATA\wg255513.b\6020ACZ2.M
Calibration File: C:\ICPCHEM\1\DATA\wg255513.b\6020ACZ2.C
Last Cal Update: Nov 12 2008 10:00 am
Sample Type: CCB
Total Dil Factor: 1.00

Data Results:
Analytes: Pass
ISTD: Pass

QC Elements

Element	IS Ref	Tune	Conc.	RSD(%)	High Limit	Flag
9 Be	6	3	0.014 ppb	93.02	0.300	
11 B	6	3	0.014 ppb	596.07	1.500	
27 Al	72	3	0.313 ppb	19.58	3.000	
51 V	45	2	-0.044 ppb	34.75	0.600	
52 Cr	45	2	0.016 ppb	16.84	0.300	
55 Mn	72	3	-0.040 ppb	45.13	1.500	
59 Co	72	3	0.011 ppb	46.38	0.150	
60 Ni	45	2	0.014 ppb	29.50	1.800	
63 Cu	45	2	0.079 ppb	25.67	1.500	
66 Zn	72	3	-0.011 ppb	459.72	6.000	
75 As	45	2	0.054 ppb	109.25	1.500	
78 Se	45	1	0.021 ppb	44.51	3.000	
98 Mo	115	3	0.018 ppb	19.26	1.500	
107 Ag	115	3	0.003 ppb	36.67	0.150	
111 Cd	115	3	0.011 ppb	29.79	0.300	
118 Sn	115	3	0.029 ppb	70.73	0.300	
121 Sb	115	3	0.075 ppb	12.08	1.200	
137 Ba	115	3	0.008 ppb	39.47	0.300	
205 Tl	209	3	0.029 ppb	11.84	0.300	
208 Pb	159	3	0.013 ppb	54.08	0.300	
232 Th	209	3	0.055 ppb	14.28	3.000	
238 U	209	3	0.011 ppb	41.67	0.300	

ISTD Elements

Element	Tune	CPS Mean	RSD(%)	Ref Value	Rec(%)	QC Range(%)	Flag
6 Li	3	680991	2.00	759664	89.6	29 - 125	
45 Sc	1	2030230	0.68	2166076	93.7	29 - 125	
45 Sc	2	277578	1.28	292681	94.8	29 - 125	
45 Sc	3	2202385	0.97	2356139	93.5	29 - 125	
72 Ge	1	435992	0.29	460432	94.7	29 - 125	
72 Ge	2	109927	0.63	114368	96.1	29 - 125	
72 Ge	3	417208	0.35	444957	93.8	29 - 125	
74 Ge	1	608997	0.42	643643	94.6	29 - 125	
74 Ge	2	160375	0.77	167178	95.9	29 - 125	
74 Ge	3	577767	0.37	618352	93.4	29 - 125	
115 In	1	1834909	0.74	1903453	96.4	29 - 125	
115 In	2	513784	0.52	528046	97.3	29 - 125	
115 In	3	1599041	0.58	1663276	96.1	29 - 125	
159 Tb	3	2384003	1.27	2421289	98.5	29 - 125	
209 Bi	3	2920866	0.45	2972365	98.3	29 - 125	

Tune File# 1 c:\icpchem\1\7500\h2.u
Tune File# 2 c:\icpchem\1\7500\he.u
Tune File# 3 c:\icpchem\1\7500\norm.u

ISTD Ref File : C:\ICPCHEM\1\DATA\wg255513.b\003CALB.D\003CALB.D#

0 :Element Failures
0 :ISTD Failures

0 :Max. Number of Failures Allowed
0 :Max. Number of ISTD Failures Allowed

Sample QC Report

Data File: C:\ICPCHEM\1\DATA\wg255513.b\022SMPL.D\022SMPL.D#
Date Acquired: Nov 11 2008 10:55 pm
Acq. Method: 6020ACZ2.M
Operator:
Sample Name: L72871-04
Misc Info:
Vial Number: 4108
Current Method: C:\ICPCHEM\1\DATA\wg255513.b\6020ACZ2.M
Calibration File: C:\ICPCHEM\1\DATA\wg255513.b\6020ACZ2.C
Last Cal. Update: Nov 12 2008 10:00 am
Sample Type: Sample
Dilution Factor: 500.00
Autodil Factor: Undiluted
Final Dil Factor: 500.00

Data Results:
Analytes: Fail
ISTD: Pass

QC Elements

Element	IS Ref	Tune	Corr Conc	Raw Conc	Units	RSD(%)	High Limit	Flag
9 Be	6	3	361.400	0.723	ppb	7.53	200.00	
11 B	6	3	1,283.500	2.567	ppb	2.29	20.00	
27 Al	72	3	###########	9520.000	ppb	9.15	1000.00	OCAL
51 V	45	2	26,480.000	52.960	ppb	0.34	200.00	
52 Cr	45	2	4,461.000	8.922	ppb	0.39	200.00	
55 Mn	72	3	198,550.000	397.100	ppb	9.67	200.00	OCAL
59 Co	72	3	10,575.000	21.150	ppb	9.84	200.00	
60 Ni	45	2	4,173.500	8.347	ppb	0.91	500.00	
63 Cu	45	2	748,500.000	1497.000	ppb	1.06	500.00	OCAL
66 Zn	72	3	43,830.000	87.660	ppb	9.42	1000.00	
75 As	45	2	3,755.500	7.511	ppb	1.95	500.00	
78 Se	45	1	1,866.000	3.732	ppb	1.18	500.00	
98 Mo	115	3	45,665.000	91.330	ppb	0.31	200.00	
107 Ag	115	3	418.150	0.836	ppb	2.16	50.00	
111 Cd	115	3	382.900	0.766	ppb	2.26	200.00	
118 Sn	115	3	4,910.000	9.820	ppb	0.45	200.00	
121 Sb	115	3	562.000	1.124	ppb	3.79	25.00	
137 Ba	115	3	50,100.000	100.200	ppb	0.33	500.00	
205 Tl	209	3	155.300	0.311	ppb	2.95	200.00	
208 Pb	159	3	8,750.000	17.500	ppb	0.54	500.00	
232 Th	209	3	8,690.000	17.380	ppb	1.50	200.00	
238 U	209	3	18,445.000	36.890	ppb	2.17	200.00	

ISTD Elements

Element	Tune	CPS Mean	RSD(%)	Ref Value	Rec(%)	QC Range(%)	Flag
6 Li	3	514365	1.09	759664	67.7	29.5 - 125.4	
45 Sc	1	1920848	1.24	2166076	88.7	29.5 - 125.4	
45 Sc	2	262994	1.39	292681	89.9	29.5 - 125.4	
45 Sc	3	2132959	1.50	2356139	90.5	29.5 - 125.4	
72 Ge	1	401783	0.56	460432	87.3	29.5 - 125.4	
72 Ge	2	129925	5.01	114368	113.6	29.5 - 125.4	
72 Ge	3	470958	8.44	444957	105.8	29.5 - 125.4	
74 Ge	1	559930	0.21	643643	87.0	29.5 - 125.4	
74 Ge	2	187444	4.71	167178	112.1	29.5 - 125.4	
74 Ge	3	644668	8.85	618352	104.3	29.5 - 125.4	
115 In	1	1712076	0.47	1903453	89.9	29.5 - 125.4	
115 In	2	483881	1.01	528046	91.6	29.5 - 125.4	
115 In	3	1521117	0.64	1663276	91.5	29.5 - 125.4	
159 Tb	3	2361296	1.14	2421289	97.5	29.5 - 125.4	
209 Bi	3	2801473	2.14	2972365	94.3	29.5 - 125.4	

Tune File# 1 c:\icpchem\1\7500\h2.u
Tune File# 2 c:\icpchem\1\7500\he.u
Tune File# 3 c:\icpchem\1\7500\norm.u

ISTD Ref File : C:\ICPCHEM\1\DATA\wg255513.b\003CALB.D\003CALB.D#

3 :Element Failures 0 :Max. Number of Failures Allowed
0 :ISTD Failures 0 :Max. Number of ISTD Failures Allowed

Sample QC Report

Data File: C:\ICPCHEM\1\DATA\wg255513.b\023SMPL.D\023SMPL.D#
Date Acquired: Nov 11 2008 11:00 pm
Acq. Method: 6020ACZ2.M
Operator:
Sample Name: L72871-05
Misc Info:
Vial Number: 4109
Current Method: C:\ICPCHEM\1\DATA\wg255513.b\6020ACZ2.M
Calibration File: C:\ICPCHEM\1\DATA\wg255513.b\6020ACZ2.C
Last Cal. Update: Nov 12 2008 10:00 am
Sample Type: Sample
Dilution Factor: 500.00
Autodil Factor: Undiluted
Final Dil Factor: 500.00

Data Results:

Analytes: Fail
ISTD: Pass

QC Elements

Element	IS Ref	Tune	Corr Conc	Raw Conc	Units	RSD(%)	High Limit	Flag
9 Be	6	3	737.000	1.474	ppb	4.36	200.00	
11 B	6	3	1,970.000	3.940	ppb	1.57	20.00	
27 Al	72	3	###########	10320.000	ppb	1.25	1000.00	OCAL
51 V	45	2	19,960.000	39.920	ppb	1.37	200.00	
52 Cr	45	2	6,905.000	13.810	ppb	1.69	200.00	
55 Mn	72	3	291,350.000	582.700	ppb	1.05	200.00	OCAL
59 Co	72	3	6,035.000	12.070	ppb	0.81	200.00	
60 Ni	45	2	3,747.500	7.495	ppb	2.58	500.00	
63 Cu	45	2	756,500.000	1513.000	ppb	2.20	500.00	OCAL
66 Zn	72	3	79,350.000	158.700	ppb	0.96	1000.00	
75 As	45	2	2,928.500	5.857	ppb	5.37	500.00	
78 Se	45	1	1,399.500	2.799	ppb	2.65	500.00	
98 Mo	115	3	98,900.000	197.800	ppb	1.04	200.00	
107 Ag	115	3	620.000	1.240	ppb	3.26	50.00	
111 Cd	115	3	459.950	0.920	ppb	12.03	200.00	
118 Sn	115	3	5,785.000	11.570	ppb	1.72	200.00	
121 Sb	115	3	334.600	0.669	ppb	3.27	25.00	
137 Ba	115	3	61,000.000	122.000	ppb	1.47	500.00	
205 Tl	209	3	139.300	0.279	ppb	2.91	200.00	
208 Pb	159	3	11,040.000	22.080	ppb	0.24	500.00	
232 Th	209	3	6,820.000	13.640	ppb	0.46	200.00	
238 U	209	3	3,861.500	7.723	ppb	0.63	200.00	

ISTD Elements

Element	Tune	CPS Mean	RSD(%)	Ref Value	Rec(%)	QC Range(%)	Flag
6 Li	3	467614	0.45	759664	61.6	29.5 - 125.4	
45 Sc	1	1831715	0.50	2166076	84.6	29.5 - 125.4	
45 Sc	2	238929	2.49	292681	81.6	29.5 - 125.4	
45 Sc	3	1915287	1.31	2356139	81.3	29.5 - 125.4	
72 Ge	1	402759	0.54	460432	87.5	29.5 - 125.4	
72 Ge	2	98601	1.72	114368	86.2	29.5 - 125.4	
72 Ge	3	406006	0.67	444957	91.2	29.5 - 125.4	
74 Ge	1	562379	0.84	643643	87.4	29.5 - 125.4	
74 Ge	2	143404	1.41	167178	85.8	29.5 - 125.4	
74 Ge	3	557253	0.17	618352	90.1	29.5 - 125.4	
115 In	1	1684864	0.76	1903453	88.5	29.5 - 125.4	
115 In	2	459019	0.86	528046	86.9	29.5 - 125.4	
115 In	3	1437174	1.34	1663276	86.4	29.5 - 125.4	
159 Tb	3	2244072	0.21	2421289	92.7	29.5 - 125.4	
209 Bi	3	2677190	0.65	2972365	90.1	29.5 - 125.4	

Tune File# 1 c:\icpchem\1\7500\h2.u
Tune File# 2 c:\icpchem\1\7500\he.u
Tune File# 3 c:\icpchem\1\7500\norm.u

ISTD Ref File : C:\ICPCHEM\1\DATA\wg255513.b\003CALB.D\003CALB.D#

3 :Element Failures 0 :Max. Number of Failures Allowed
0 :ISTD Failures 0 :Max. Number of ISTD Failures Allowed

Sample QC Report

Data File: C:\ICPCHEM\1\DATA\wg255513.b\024SMPL.D\024SMPL.D#
Date Acquired: Nov 11 2008 11:06 pm
Acq. Method: 6020ACZ2.M
Operator:
Sample Name: L72871-06
Misc Info:
Vial Number: 4110
Current Method: C:\ICPCHEM\1\DATA\wg255513.b\6020ACZ2.M
Calibration File: C:\ICPCHEM\1\DATA\wg255513.b\6020ACZ2.C
Last Cal. Update: Nov 12 2008 10:00 am
Sample Type: Sample
Dilution Factor: 500.00
Autodil Factor: Undiluted
Final Dil Factor: 500.00

Data Results:
Analytes: Fail
ISTD: Pass

QC Elements

Element	IS Ref	Tune	Corr Conc	Raw Conc	Units	RSD(%)	High Limit	Flag
9 Be	6	3	575.000	1.150	ppb	5.77	200.00	
11 B	6	3	1,831.500	3.663	ppb	6.51	20.00	
27 Al	72	3	###########	10270.000	ppb	1.42	1000.00	OCAL
51 V	45	2	22,220.000	44.440	ppb	0.31	200.00	
52 Cr	45	2	6,030.000	12.060	ppb	0.26	200.00	
55 Mn	72	3	301,200.000	602.400	ppb	0.30	200.00	OCAL
59 Co	72	3	6,420.000	12.840	ppb	1.01	200.00	
60 Ni	45	2	3,948.000	7.896	ppb	0.77	500.00	
63 Cu	45	2	469,600.000	939.200	ppb	0.54	500.00	OCAL
66 Zn	72	3	49,695.000	99.390	ppb	0.28	1000.00	
75 As	45	2	2,842.000	5.684	ppb	1.40	500.00	
78 Se	45	1	1,215.000	2.430	ppb	1.56	500.00	
98 Mo	115	3	56,400.000	112.800	ppb	1.90	200.00	
107 Ag	115	3	355.350	0.711	ppb	3.48	50.00	
111 Cd	115	3	244.700	0.489	ppb	17.06	200.00	
118 Sn	115	3	5,535.000	11.070	ppb	2.00	200.00	
121 Sb	115	3	589.500	1.179	ppb	1.27	25.00	
137 Ba	115	3	67,800.000	135.600	ppb	1.75	500.00	
205 Tl	209	3	142.800	0.286	ppb	2.38	200.00	
208 Pb	159	3	6,215.000	12.430	ppb	1.14	500.00	
232 Th	209	3	9,145.000	18.290	ppb	0.30	200.00	
238 U	209	3	5,130.000	10.260	ppb	0.73	200.00	

ISTD Elements

Element	Tune	CPS Mean	RSD(%)	Ref Value	Rec(%)	QC Range(%)	Flag
6 Li	3	467501	0.66	759664	61.5	29.5 - 125.4	
45 Sc	1	1811225	0.60	2166076	83.6	29.5 - 125.4	
45 Sc	2	239636	1.16	292681	81.9	29.5 - 125.4	
45 Sc	3	1942052	1.57	2356139	82.4	29.5 - 125.4	
72 Ge	1	402580	0.69	460432	87.4	29.5 - 125.4	
72 Ge	2	99195	1.25	114368	86.7	29.5 - 125.4	
72 Ge	3	386157	0.27	444957	86.8	29.5 - 125.4	
74 Ge	1	563484	1.25	643643	87.5	29.5 - 125.4	
74 Ge	2	143397	1.52	167178	85.8	29.5 - 125.4	
74 Ge	3	529001	0.66	618352	85.6	29.5 - 125.4	
115 In	1	1676214	0.86	1903453	88.1	29.5 - 125.4	
115 In	2	459717	1.52	528046	87.1	29.5 - 125.4	
115 In	3	1446536	1.44	1663276	87.0	29.5 - 125.4	
159 Tb	3	2258268	0.72	2421289	93.3	29.5 - 125.4	
209 Bi	3	2721890	0.58	2972365	91.6	29.5 - 125.4	

Tune File# 1 c:\icpchem\1\7500\h2.u
Tune File# 2 c:\icpchem\1\7500\he.u
Tune File# 3 c:\icpchem\1\7500\norm.u

ISTD Ref File : C:\ICPCHEM\1\DATA\wg255513.b\003CALB.D\003CALB.D#

3 :Element Failures 0 :Max. Number of Failures Allowed
0 :ISTD Failures 0 :Max. Number of ISTD Failures Allowed

Sample QC Report

Data File: C:\ICPCHEM\1\DATA\wg255513.b\025SMPL.D\025SMPL.D#
Date Acquired: Nov 11 2008 11:12 pm
Acq. Method: 6020ACZ2.M
Operator:
Sample Name: L72871-07
Misc Info:
Vial Number: 4111
Current Method: C:\ICPCHEM\1\DATA\wg255513.b\6020ACZ2.M
Calibration File: C:\ICPCHEM\1\DATA\wg255513.b\6020ACZ2.C
Last Cal. Update: Nov 12 2008 10:00 am
Sample Type: Sample
Dilution Factor: 505.00
Autodil Factor: Undiluted
Final Dil Factor: 505.00

Data Results:
Analytes: Fail
ISTD: Pass

QC Elements

Element	IS Ref	Tune	Corr Conc	Raw Conc	Units	RSD(%)	High Limit	Flag
9 Be	6	3	638.320	1.264	ppb	3.83	200.00	
11 B	6	3	1,779.620	3.524	ppb	2.90	20.00	
27 Al	72	3	###########	12280.000	ppb	0.72	1000.00	OCAL
51 V	45	2	28,714.300	56.860	ppb	1.27	200.00	
52 Cr	45	2	6,671.050	13.210	ppb	1.33	200.00	
55 Mn	72	3	396,324.000	784.800	ppb	0.75	200.00	OCAL
59 Co	72	3	8,766.800	17.360	ppb	0.69	200.00	
60 Ni	45	2	4,345.525	8.605	ppb	1.39	500.00	
63 Cu	45	2	412,686.000	817.200	ppb	0.89	500.00	OCAL
66 Zn	72	3	51,207.000	101.400	ppb	0.63	1000.00	
75 As	45	2	1,572.065	3.113	ppb	5.94	500.00	
78 Se	45	1	984.245	1.949	ppb	2.22	500.00	
98 Mo	115	3	44,450.100	88.020	ppb	1.73	200.00	
107 Ag	115	3	328.402	0.650	ppb	1.75	50.00	
111 Cd	115	3	324.614	0.643	ppb	6.99	200.00	
118 Sn	115	3	5,060.100	10.020	ppb	1.85	200.00	
121 Sb	115	3	191.698	0.380	ppb	4.38	25.00	
137 Ba	115	3	95,293.500	188.700	ppb	1.01	500.00	
205 Tl	209	3	191.951	0.380	ppb	3.67	200.00	
208 Pb	159	3	4,549.040	9.008	ppb	0.40	500.00	
232 Th	209	3	9,478.850	18.770	ppb	0.77	200.00	
238 U	209	3	4,096.055	8.111	ppb	1.00	200.00	

ISTD Elements

Element	Tune	CPS Mean	RSD(%)	Ref Value	Rec(%)	QC Range(%)	Flag
6 Li	3	469952	0.26	759664	61.9	29.5 - 125.4	
45 Sc	1	1847736	0.54	2166076	85.3	29.5 - 125.4	
45 Sc	2	246275	1.89	292681	84.1	29.5 - 125.4	
45 Sc	3	2018080	1.59	2356139	85.7	29.5 - 125.4	
72 Ge	1	397459	0.54	460432	86.3	29.5 - 125.4	
72 Ge	2	100459	1.49	114368	87.8	29.5 - 125.4	
72 Ge	3	395583	0.20	444957	88.9	29.5 - 125.4	
74 Ge	1	554945	0.85	643643	86.2	29.5 - 125.4	
74 Ge	2	145795	1.87	167178	87.2	29.5 - 125.4	
74 Ge	3	541021	0.97	618352	87.5	29.5 - 125.4	
115 In	1	1682748	1.43	1903453	88.4	29.5 - 125.4	
115 In	2	468611	1.23	528046	88.7	29.5 - 125.4	
115 In	3	1471680	1.28	1663276	88.5	29.5 - 125.4	
159 Tb	3	2308227	0.78	2421289	95.3	29.5 - 125.4	
209 Bi	3	2731065	0.47	2972365	91.9	29.5 - 125.4	

Tune File# 1 c:\icpchem\1\7500\h2.u
Tune File# 2 c:\icpchem\1\7500\he.u
Tune File# 3 c:\icpchem\1\7500\norm.u

ISTD Ref File : C:\ICPCHEM\1\DATA\wg255513.b\003CALB.D\003CALB.D#

3 :Element Failures 0 :Max. Number of Failures Allowed
0 :ISTD Failures 0 :Max. Number of ISTD Failures Allowed

Sample QC Report

Data File: C:\ICPCHEM\1\DATA\wg255513.b\026SMPL.D\026SMPL.D#
Date Acquired: Nov 11 2008 11:17 pm
Acq. Method: 6020ACZ2.M
Operator:
Sample Name: L72871-08
Misc Info:
Vial Number: 4112
Current Method: C:\ICPCHEM\1\DATA\wg255513.b\6020ACZ2.M
Calibration File: C:\ICPCHEM\1\DATA\wg255513.b\6020ACZ2.C
Last Cal. Update: Nov 12 2008 10:00 am
Sample Type: Sample
Dilution Factor: 500.00
Autodil Factor: Undiluted
Final Dil Factor: 500.00

Data Results:

Analytes: Fail
ISTD: Pass

QC Elements

Element	IS Ref	Tune	Corr Conc	Raw Conc	Units	RSD(%)	High Limit	Flag
9 Be	6	3	458.200	0.916	ppb	3.43	200.00	
11 B	6	3	1,450.000	2.900	ppb	5.11	20.00	
27 Al	72	3	###########	14440.000	ppb	1.98	1000.00	OCAL
51 V	45	2	41,805.000	83.610	ppb	0.69	200.00	
52 Cr	45	2	11,355.000	22.710	ppb	1.15	200.00	
55 Mn	72	3	274,400.000	548.800	ppb	0.54	200.00	OCAL
59 Co	72	3	11,510.000	23.020	ppb	1.21	200.00	
60 Ni	45	2	9,500.000	19.000	ppb	1.23	500.00	
63 Cu	45	2	486,550.000	973.100	ppb	1.06	500.00	OCAL
66 Zn	72	3	47,740.000	95.480	ppb	1.02	1000.00	
75 As	45	2	1,627.000	3.254	ppb	1.98	500.00	
78 Se	45	1	1,435.500	2.871	ppb	0.25	500.00	
98 Mo	115	3	42,360.000	84.720	ppb	0.86	200.00	
107 Ag	115	3	312.450	0.625	ppb	1.15	50.00	
111 Cd	115	3	197.000	0.394	ppb	10.82	200.00	
118 Sn	115	3	4,862.000	9.724	ppb	3.57	200.00	
121 Sb	115	3	191.900	0.384	ppb	3.40	25.00	
137 Ba	115	3	92,400.000	184.800	ppb	1.10	500.00	
205 Tl	209	3	223.650	0.447	ppb	4.77	200.00	
208 Pb	159	3	12,615.000	25.230	ppb	0.38	500.00	
232 Th	209	3	7,500.000	15.000	ppb	0.68	200.00	
238 U	209	3	2,575.000	5.150	ppb	0.93	200.00	

ISTD Elements

Element	Tune	CPS Mean	RSD(%)	Ref Value	Rec(%)	QC Range(%)	Flag
6 Li	3	474305	0.92	759664	62.4	29.5 - 125.4	
45 Sc	1	1896472	0.53	2166076	87.6	29.5 - 125.4	
45 Sc	2	253896	2.42	292681	86.7	29.5 - 125.4	
45 Sc	3	2077149	0.91	2356139	88.2	29.5 - 125.4	
72 Ge	1	408385	0.24	460432	88.7	29.5 - 125.4	
72 Ge	2	103097	1.90	114368	90.1	29.5 - 125.4	
72 Ge	3	411233	0.63	444957	92.4	29.5 - 125.4	
74 Ge	1	567814	0.47	643643	88.2	29.5 - 125.4	
74 Ge	2	148662	1.83	167178	88.9	29.5 - 125.4	
74 Ge	3	559909	0.45	618352	90.5	29.5 - 125.4	
115 In	1	1719373	0.57	1903453	90.3	29.5 - 125.4	
115 In	2	480484	1.98	528046	91.0	29.5 - 125.4	
115 In	3	1515749	1.37	1663276	91.1	29.5 - 125.4	
159 Tb	3	2363563	0.42	2421289	97.6	29.5 - 125.4	
209 Bi	3	2783090	1.31	2972365	93.6	29.5 - 125.4	

Tune File# 1 c:\icpchem\1\7500\h2.u
Tune File# 2 c:\icpchem\1\7500\he.u
Tune File# 3 c:\icpchem\1\7500\norm.u

ISTD Ref File : C:\ICPCHEM\1\DATA\wg255513.b\003CALB.D\003CALB.D#

3 :Element Failures 0 :Max. Number of Failures Allowed
0 :ISTD Failures 0 :Max. Number of ISTD Failures Allowed

Sample QC Report

Data File: C:\ICPCHEM\1\DATA\wg255513.b\027SMPL.D\027SMPL.D#
Date Acquired: Nov 11 2008 11:23 pm
Acq. Method: 6020ACZ2.M
Operator:
Sample Name: L72871-09
Misc Info:
Vial Number: 4201
Current Method: C:\ICPCHEM\1\DATA\wg255513.b\6020ACZ2.M
Calibration File: C:\ICPCHEM\1\DATA\wg255513.b\6020ACZ2.C
Last Cal. Update: Nov 12 2008 10:00 am
Sample Type: Sample
Dilution Factor: 500.00
Autodil Factor: Undiluted
Final Dil Factor: 500.00

Data Results:

Analytes: Fail
ISTD: Pass

QC Elements

Element	IS Ref	Tune	Corr Conc	Raw Conc	Units	RSD(%)	High Limit	Flag
9 Be	6	3	431.150	0.862	ppb	11.11	200.00	
11 B	6	3	1,396.000	2.792	ppb	0.69	20.00	
27 Al	72	3	###########	16620.000	ppb	0.42	1000.00	OCAL
51 V	45	2	52,950.000	105.900	ppb	0.56	200.00	
52 Cr	45	2	13,515.000	27.030	ppb	1.12	200.00	
55 Mn	72	3	293,900.000	587.800	ppb	2.34	200.00	OCAL
59 Co	72	3	12,780.000	25.560	ppb	0.42	200.00	
60 Ni	45	2	9,510.000	19.020	ppb	1.71	500.00	
63 Cu	45	2	529,000.000	1058.000	ppb	0.69	500.00	OCAL
66 Zn	72	3	67,050.000	134.100	ppb	0.24	1000.00	
75 As	45	2	1,586.500	3.173	ppb	1.21	500.00	
78 Se	45	1	1,317.500	2.635	ppb	4.82	500.00	
98 Mo	115	3	125,450.000	250.900	ppb	0.88	200.00	OCAL
107 Ag	115	3	341.100	0.682	ppb	2.50	50.00	
111 Cd	115	3	312.600	0.625	ppb	3.01	200.00	
118 Sn	115	3	5,040.000	10.080	ppb	1.11	200.00	
121 Sb	115	3	157.000	0.314	ppb	3.50	25.00	
137 Ba	115	3	100,850.000	201.700	ppb	0.93	500.00	
205 Tl	209	3	281.150	0.562	ppb	3.75	200.00	
208 Pb	159	3	4,244.500	8.489	ppb	0.41	500.00	
232 Th	209	3	7,315.000	14.630	ppb	0.70	200.00	
238 U	209	3	2,994.000	5.988	ppb	0.42	200.00	

ISTD Elements

Element	Tune	CPS Mean	RSD(%)	Ref Value	Rec(%)	QC Range(%)	Flag
6 Li	3	472913	0.97	759664	62.3	29.5 - 125.4	
45 Sc	1	1884671	0.62	2166076	87.0	29.5 - 125.4	
45 Sc	2	251812	1.93	292681	86.0	29.5 - 125.4	
45 Sc	3	2082969	0.87	2356139	88.4	29.5 - 125.4	
72 Ge	1	402133	0.62	460432	87.3	29.5 - 125.4	
72 Ge	2	101802	1.28	114368	89.0	29.5 - 125.4	
72 Ge	3	403959	0.16	444957	90.8	29.5 - 125.4	
74 Ge	1	561051	0.45	643643	87.2	29.5 - 125.4	
74 Ge	2	147824	1.10	167178	88.4	29.5 - 125.4	
74 Ge	3	549121	0.28	618352	88.8	29.5 - 125.4	
115 In	1	1707215	0.51	1903453	89.7	29.5 - 125.4	
115 In	2	471843	1.11	528046	89.4	29.5 - 125.4	
115 In	3	1501458	0.54	1663276	90.3	29.5 - 125.4	
159 Tb	3	2324533	0.28	2421289	96.0	29.5 - 125.4	
209 Bi	3	2762406	0.51	2972365	92.9	29.5 - 125.4	

Tune File# 1 c:\icpchem\1\7500\h2.u
Tune File# 2 c:\icpchem\1\7500\he.u
Tune File# 3 c:\icpchem\1\7500\norm.u

ISTD Ref File : C:\ICPCHEM\1\DATA\wg255513.b\003CALB.D\003CALB.D#

4 :Element Failures 0 :Max. Number of Failures Allowed
0 :ISTD Failures 0 :Max. Number of ISTD Failures Allowed

Sample QC Report

Data File: C:\ICPCHEM\1\DATA\wg255513.b\028SMPL.D\028SMPL.D#
Date Acquired: Nov 11 2008 11:29 pm
Acq. Method: 6020ACZ2.M
Operator:
Sample Name: L72871-10
Misc Info:
Vial Number: 4202
Current Method: C:\ICPCHEM\1\DATA\wg255513.b\6020ACZ2.M
Calibration File: C:\ICPCHEM\1\DATA\wg255513.b\6020ACZ2.C
Last Cal. Update: Nov 12 2008 10:00 am
Sample Type: Sample
Dilution Factor: 500.00
Autodil Factor: Undiluted
Final Dil Factor: 500.00

Data Results:
Analytes: Fail
ISTD: Pass

QC Elements

Element	IS Ref	Tune	Corr Conc	Raw Conc	Units	RSD(%)	High Limit	Flag
9 Be	6	3	465.350	0.931	ppb	5.59	200.00	
11 B	6	3	1,522.500	3.045	ppb	0.67	20.00	
27 Al	72	3	###########	14320.000	ppb	2.00	1000.00	OCAL
51 V	45	2	40,080.000	80.160	ppb	0.84	200.00	
52 Cr	45	2	11,865.000	23.730	ppb	2.52	200.00	
55 Mn	72	3	269,600.000	539.200	ppb	2.47	200.00	OCAL
59 Co	72	3	11,100.000	22.200	ppb	1.14	200.00	
60 Ni	45	2	8,775.000	17.550	ppb	0.73	500.00	
63 Cu	45	2	522,000.000	1044.000	ppb	0.23	500.00	OCAL
66 Zn	72	3	72,150.000	144.300	ppb	0.49	1000.00	
75 As	45	2	2,223.500	4.447	ppb	0.90	500.00	
78 Se	45	1	1,269.500	2.539	ppb	2.13	500.00	
98 Mo	115	3	57,500.000	115.000	ppb	0.03	200.00	
107 Ag	115	3	366.800	0.734	ppb	3.65	50.00	
111 Cd	115	3	487.750	0.976	ppb	2.11	200.00	
118 Sn	115	3	4,638.500	9.277	ppb	1.99	200.00	
121 Sb	115	3	464.750	0.930	ppb	0.40	25.00	
137 Ba	115	3	93,950.000	187.900	ppb	0.85	500.00	
205 Tl	209	3	208.350	0.417	ppb	2.69	200.00	
208 Pb	159	3	7,790.000	15.580	ppb	1.93	500.00	
232 Th	209	3	8,070.000	16.140	ppb	0.63	200.00	
238 U	209	3	3,007.500	6.015	ppb	0.38	200.00	

ISTD Elements

Element	Tune	CPS Mean	RSD(%)	Ref Value	Rec(%)	QC Range(%)	Flag
6 Li	3	475298	0.93	759664	62.6	29.5 - 125.4	
45 Sc	1	1845874	0.55	2166076	85.2	29.5 - 125.4	
45 Sc	2	251620	1.16	292681	86.0	29.5 - 125.4	
45 Sc	3	2086145	2.63	2356139	88.5	29.5 - 125.4	
72 Ge	1	400506	0.66	460432	87.0	29.5 - 125.4	
72 Ge	2	102533	1.23	114368	89.7	29.5 - 125.4	
72 Ge	3	410700	0.82	444957	92.3	29.5 - 125.4	
74 Ge	1	558471	0.24	643643	86.8	29.5 - 125.4	
74 Ge	2	147527	1.37	167178	88.2	29.5 - 125.4	
74 Ge	3	562051	1.21	618352	90.9	29.5 - 125.4	
115 In	1	1699350	1.24	1903453	89.3	29.5 - 125.4	
115 In	2	476741	0.90	528046	90.3	29.5 - 125.4	
115 In	3	1537787	0.46	1663276	92.5	29.5 - 125.4	
159 Tb	3	2334979	2.08	2421289	96.4	29.5 - 125.4	
209 Bi	3	2785980	0.52	2972365	93.7	29.5 - 125.4	

Tune File# 1 c:\icpchem\1\7500\h2.u
Tune File# 2 c:\icpchem\1\7500\he.u
Tune File# 3 c:\icpchem\1\7500\norm.u

ISTD Ref File : C:\ICPCHEM\1\DATA\wg255513.b\003CALB.D\003CALB.D#

3 :Element Failures 0 :Max. Number of Failures Allowed
0 :ISTD Failures 0 :Max. Number of ISTD Failures Allowed

Sample QC Report

Data File: C:\ICPCHEM\1\DATA\wg255513.b\029SMPL.D\029SMPL.D#
Date Acquired: Nov 11 2008 11:34 pm
Acq. Method: 6020ACZ2.M
Operator:
Sample Name: L72871-11
Misc Info:
Vial Number: 4203
Current Method: C:\ICPCHEM\1\DATA\wg255513.b\6020ACZ2.M
Calibration File: C:\ICPCHEM\1\DATA\wg255513.b\6020ACZ2.C
Last Cal. Update: Nov 12 2008 10:00 am
Sample Type: Sample
Dilution Factor: 500.00
Autodil Factor: Undiluted
Final Dil Factor: 500.00

Data Results:

Analytes: Fail
ISTD: Pass

QC Elements

Element	IS Ref	Tune	Corr Conc	Raw Conc	Units	RSD(%)	High Limit	Flag
9 Be	6	3	438.100	0.876	ppb	6.66	200.00	
11 B	6	3	1,476.000	2.952	ppb	7.11	20.00	
27 Al	72	3	###########	14040.000	ppb	0.62	1000.00	OCAL
51 V	45	2	43,010.000	86.020	ppb	1.26	200.00	
52 Cr	45	2	12,560.000	25.120	ppb	3.67	200.00	
55 Mn	72	3	277,900.000	555.800	ppb	1.28	200.00	OCAL
59 Co	72	3	11,775.000	23.550	ppb	0.57	200.00	
60 Ni	45	2	9,205.000	18.410	ppb	1.13	500.00	
63 Cu	45	2	591,500.000	1183.000	ppb	2.17	500.00	OCAL
66 Zn	72	3	76,650.000	153.300	ppb	1.13	1000.00	
75 As	45	2	1,707.500	3.415	ppb	3.38	500.00	
78 Se	45	1	1,470.500	2.941	ppb	1.29	500.00	
98 Mo	115	3	127,550.000	255.100	ppb	0.56	200.00	OCAL
107 Ag	115	3	450.350	0.901	ppb	2.37	50.00	
111 Cd	115	3	407.950	0.816	ppb	6.70	200.00	
118 Sn	115	3	4,769.000	9.538	ppb	1.91	200.00	
121 Sb	115	3	161.200	0.322	ppb	3.59	25.00	
137 Ba	115	3	101,950.000	203.900	ppb	0.09	500.00	
205 Tl	209	3	230.650	0.461	ppb	1.56	200.00	
208 Pb	159	3	36,895.000	73.790	ppb	0.51	500.00	
232 Th	209	3	7,575.000	15.150	ppb	0.59	200.00	
238 U	209	3	2,496.000	4.992	ppb	1.06	200.00	

ISTD Elements

Element	Tune	CPS Mean	RSD(%)	Ref Value	Rec(%)	QC Range(%)	Flag
6 Li	3	458716	0.14	759664	60.4	29.5 - 125.4	
45 Sc	1	1881901	1.02	2166076	86.9	29.5 - 125.4	
45 Sc	2	248138	2.51	292681	84.8	29.5 - 125.4	
45 Sc	3	2060064	0.83	2356139	87.4	29.5 - 125.4	
72 Ge	1	404182	0.74	460432	87.8	29.5 - 125.4	
72 Ge	2	101664	2.20	114368	88.9	29.5 - 125.4	
72 Ge	3	400822	0.49	444957	90.1	29.5 - 125.4	
74 Ge	1	563030	0.52	643643	87.5	29.5 - 125.4	
74 Ge	2	145822	2.00	167178	87.2	29.5 - 125.4	
74 Ge	3	545211	0.36	618352	88.2	29.5 - 125.4	
115 In	1	1722947	0.68	1903453	90.5	29.5 - 125.4	
115 In	2	469716	2.71	528046	89.0	29.5 - 125.4	
115 In	3	1498032	0.64	1663276	90.1	29.5 - 125.4	
159 Tb	3	2301496	0.52	2421289	95.1	29.5 - 125.4	
209 Bi	3	2746196	0.23	2972365	92.4	29.5 - 125.4	

Tune File# 1 c:\icpchem\1\7500\h2.u
Tune File# 2 c:\icpchem\1\7500\he.u
Tune File# 3 c:\icpchem\1\7500\norm.u

ISTD Ref File : C:\ICPCHEM\1\DATA\wg255513.b\003CALB.D\003CALB.D#

4 :Element Failures
0 :ISTD Failures

0 :Max. Number of Failures Allowed
0 :Max. Number of ISTD Failures Allowed

Sample QC Report

Data File: C:\ICPCHEM\1\DATA\wg255513.b\030SMPL.D\030SMPL.D#
Date Acquired: Nov 11 2008 11:40 pm
Acq. Method: 6020ACZ2.M
Operator:
Sample Name: L72871-12
Misc Info:
Vial Number: 4204
Current Method: C:\ICPCHEM\1\DATA\wg255513.b\6020ACZ2.M
Calibration File: C:\ICPCHEM\1\DATA\wg255513.b\6020ACZ2.C
Last Cal. Update: Nov 12 2008 10:00 am
Sample Type: Sample
Dilution Factor: 500.00
Autodil Factor: Undiluted
Final Dil Factor: 500.00

Data Results:
Analytes: Fail
ISTD: Pass

QC Elements

Element	IS Ref	Tune	Corr Conc	Raw Conc	Units	RSD(%)	High Limit	Flag
9 Be	6	3	522.000	1.044	ppb	7.00	200.00	
11 B	6	3	1,775.000	3.550	ppb	1.81	20.00	
27 Al	72	3	###########	20030.000	ppb	0.84	1000.00	OCAL
51 V	45	2	64,500.000	129.000	ppb	0.19	200.00	
52 Cr	45	2	24,270.000	48.540	ppb	1.08	200.00	
55 Mn	72	3	339,200.000	678.400	ppb	1.08	200.00	OCAL
59 Co	72	3	13,215.000	26.430	ppb	0.89	200.00	
60 Ni	45	2	16,375.000	32.750	ppb	1.34	500.00	
63 Cu	45	2	296,950.000	593.900	ppb	1.41	500.00	OCAL
66 Zn	72	3	72,350.000	144.700	ppb	0.49	1000.00	
75 As	45	2	2,064.000	4.128	ppb	4.57	500.00	
78 Se	45	1	1,178.500	2.357	ppb	2.86	500.00	
98 Mo	115	3	36,255.000	72.510	ppb	1.55	200.00	
107 Ag	115	3	303.400	0.607	ppb	3.44	50.00	
111 Cd	115	3	380.300	0.761	ppb	6.67	200.00	
118 Sn	115	3	5,180.000	10.360	ppb	2.02	200.00	
121 Sb	115	3	236.000	0.472	ppb	3.28	25.00	
137 Ba	115	3	123,300.000	246.600	ppb	1.05	500.00	
205 Tl	209	3	337.650	0.675	ppb	1.47	200.00	
208 Pb	159	3	4,170.000	8.340	ppb	1.32	500.00	
232 Th	209	3	7,475.000	14.950	ppb	0.73	200.00	
238 U	209	3	4,527.000	9.054	ppb	0.52	200.00	

ISTD Elements

Element	Tune	CPS Mean	RSD(%)	Ref Value	Rec(%)	QC Range(%)	Flag
6 Li	3	454783	0.77	759664	59.9	29.5 - 125.4	
45 Sc	1	1821846	1.37	2166076	84.1	29.5 - 125.4	
45 Sc	2	245105	2.06	292681	83.7	29.5 - 125.4	
45 Sc	3	2084941	1.10	2356139	88.5	29.5 - 125.4	
72 Ge	1	389956	1.11	460432	84.7	29.5 - 125.4	
72 Ge	2	99627	1.81	114368	87.1	29.5 - 125.4	
72 Ge	3	402988	0.69	444957	90.6	29.5 - 125.4	
74 Ge	1	543460	1.00	643643	84.4	29.5 - 125.4	
74 Ge	2	142890	2.24	167178	85.5	29.5 - 125.4	
74 Ge	3	548953	0.13	618352	88.8	29.5 - 125.4	
115 In	1	1660542	1.92	1903453	87.2	29.5 - 125.4	
115 In	2	460051	1.89	528046	87.1	29.5 - 125.4	
115 In	3	1486880	0.99	1663276	89.4	29.5 - 125.4	
159 Tb	3	2326305	0.61	2421289	96.1	29.5 - 125.4	
209 Bi	3	2689696	0.62	2972365	90.5	29.5 - 125.4	

Tune File# 1 c:\icpchem\1\7500\h2.u
Tune File# 2 c:\icpchem\1\7500\he.u
Tune File# 3 c:\icpchem\1\7500\norm.u

ISTD Ref File : C:\ICPCHEM\1\DATA\wg255513.b\003CALB.D\003CALB.D#

3 :Element Failures 0 :Max. Number of Failures Allowed
0 :ISTD Failures 0 :Max. Number of ISTD Failures Allowed

Sample QC Report

Data File: C:\ICPCHEM\1\DATA\wg255513.b\031SMPL.D\031SMPL.D#
Date Acquired: Nov 11 2008 11:46 pm
Acq. Method: 6020ACZ2.M
Operator:
Sample Name: L72871-13
Misc Info:
Vial Number: 4205
Current Method: C:\ICPCHEM\1\DATA\wg255513.b\6020ACZ2.M
Calibration File: C:\ICPCHEM\1\DATA\wg255513.b\6020ACZ2.C
Last Cal. Update: Nov 12 2008 10:00 am
Sample Type: Sample
Dilution Factor: 500.00
Autodil Factor: Undiluted
Final Dil Factor: 500.00

Data Results:

Analytes:	**Fail**
ISTD:	**Pass**

QC Elements

Element	IS Ref	Tune	Corr Conc	Raw Conc	Units	RSD(%)	High Limit	Flag
9 Be	6	3	495.000	0.990	ppb	4.68	200.00	
11 B	6	3	1,715.000	3.430	ppb	6.35	20.00	
27 Al	72	3	###########	23250.000	ppb	1.37	1000.00	OCAL
51 V	45	2	77,050.000	154.100	ppb	0.50	200.00	
52 Cr	45	2	35,195.000	70.390	ppb	1.36	200.00	
55 Mn	72	3	386,900.000	773.800	ppb	1.01	200.00	OCAL
59 Co	72	3	12,285.000	24.570	ppb	0.89	200.00	
60 Ni	45	2	21,880.000	43.760	ppb	1.82	500.00	
63 Cu	45	2	220,800.000	441.600	ppb	2.05	500.00	
66 Zn	72	3	71,150.000	142.300	ppb	1.67	1000.00	
75 As	45	2	1,931.500	3.863	ppb	3.71	500.00	
78 Se	45	1	1,014.500	2.029	ppb	2.63	500.00	
98 Mo	115	3	31,980.000	63.960	ppb	2.99	200.00	
107 Ag	115	3	258.950	0.518	ppb	4.52	50.00	
111 Cd	115	3	206.900	0.414	ppb	15.78	200.00	
118 Sn	115	3	5,230.000	10.460	ppb	3.02	200.00	
121 Sb	115	3	276.700	0.553	ppb	3.54	25.00	
137 Ba	115	3	133,100.000	266.200	ppb	2.28	500.00	
205 Tl	209	3	437.400	0.875	ppb	1.91	200.00	
208 Pb	159	3	3,691.000	7.382	ppb	0.57	500.00	
232 Th	209	3	6,495.000	12.990	ppb	2.10	200.00	
238 U	209	3	2,722.500	5.445	ppb	2.04	200.00	

ISTD Elements

Element	Tune	CPS Mean	RSD(%)	Ref Value	Rec(%)	QC Range(%)	Flag
6 Li	3	466839	1.84	759664	61.5	29.5 - 125.4	
45 Sc	1	1847350	1.02	2166076	85.3	29.5 - 125.4	
45 Sc	2	251723	2.24	292681	86.0	29.5 - 125.4	
45 Sc	3	2137014	1.66	2356139	90.7	29.5 - 125.4	
72 Ge	1	393259	0.66	460432	85.4	29.5 - 125.4	
72 Ge	2	100413	2.20	114368	87.8	29.5 - 125.4	
72 Ge	3	409831	0.80	444957	92.1	29.5 - 125.4	
74 Ge	1	547664	0.17	643643	85.1	29.5 - 125.4	
74 Ge	2	143726	1.53	167178	86.0	29.5 - 125.4	
74 Ge	3	554678	0.75	618352	89.7	29.5 - 125.4	
115 In	1	1669133	0.92	1903453	87.7	29.5 - 125.4	
115 In	2	461625	1.32	528046	87.4	29.5 - 125.4	
115 In	3	1515872	1.92	1663276	91.1	29.5 - 125.4	
159 Tb	3	2326113	0.50	2421289	96.1	29.5 - 125.4	
209 Bi	3	2709546	1.10	2972365	91.2	29.5 - 125.4	

Tune File# 1 c:\icpchem\1\7500\h2.u
Tune File# 2 c:\icpchem\1\7500\he.u
Tune File# 3 c:\icpchem\1\7500\norm.u

ISTD Ref File : C:\ICPCHEM\1\DATA\wg255513.b\003CALB.D\003CALB.D#

2 :Element Failures 0 :Max. Number of Failures Allowed
0 :ISTD Failures 0 :Max. Number of ISTD Failures Allowed

Continuing Calibration Verification (CCV) QC Report

Data File: C:\ICPCHEM\1\DATA\wg255513.b\032_CCV.D\032_CCV.D#
Date Acquired: Nov 11 2008 11:51 pm
Operator:
Sample Name: CCV
Misc Info:
Vial Number: 1107
Current Method: C:\ICPCHEM\1\DATA\wg255513.b\6020ACZ2.M
Calibration File: C:\ICPCHEM\1\DATA\wg255513.b\6020ACZ2.C
Last Cal Update: Nov 12 2008 10:00 am
Sample Type: CCV
Total Dil Factor: 1.00

Data Results:
Analytes: Fail
ISTD: Pass

QC Elements

Element	IS Ref	Tune	Conc. ppb	RSD(%)	Expected	Rec(%)	QC Range(%)	Flag
9 Be	6	3	58.720	1.57	50.00	117.4	89 - 110	Fail
11 B	6	3	23.270	0.79	20.00	116.4	89 - 110	Fail
27 Al	72	3	97.000	2.32	100.00	97.0	89 - 110	
51 V	45	2	49.000	1.23	50.00	98.0	89 - 110	
52 Cr	45	2	51.570	1.68	50.00	103.1	89 - 110	
55 Mn	72	3	47.700	1.07	50.00	95.4	89 - 110	
59 Co	72	3	45.630	1.95	50.00	91.3	89 - 110	
60 Ni	45	2	50.580	1.91	50.00	101.2	89 - 110	
63 Cu	45	2	50.470	1.68	50.00	100.9	89 - 110	
66 Zn	72	3	47.710	1.95	50.00	95.4	89 - 110	
75 As	45	2	51.730	2.17	50.00	103.5	89 - 110	
78 Se	45	1	52.210	2.57	50.00	104.4	89 - 110	
98 Mo	115	3	18.980	2.04	20.00	94.9	89 - 110	
107 Ag	115	3	17.950	0.94	20.00	89.8	89 - 110	
111 Cd	115	3	49.430	0.59	50.00	98.9	89 - 110	
118 Sn	115	3	49.970	0.77	50.00	99.9	89 - 110	
121 Sb	115	3	19.690	1.00	20.00	98.5	89 - 110	
137 Ba	115	3	50.330	0.54	50.00	100.7	89 - 110	
205 Tl	209	3	49.020	0.68	50.00	98.0	89 - 110	
208 Pb	159	3	46.830	0.57	50.00	93.7	89 - 110	
232 Th	209	3	47.280	0.52	50.00	94.6	89 - 110	
238 U	209	3	46.670	0.59	50.00	93.3	89 - 110	

ISTD Elements

Element	Tune	CPS Mean	RSD(%)	Ref Value	Rec(%)	QC Range(%)	Flag
6 Li	3	543691	1.38	759664	71.6	29 - 125	
45 Sc	1	1944674	3.95	2166076	89.8	29 - 125	
45 Sc	2	269629	2.46	292681	92.1	29 - 125	
45 Sc	3	2155080	0.36	2356139	91.5	29 - 125	
72 Ge	1	430688	2.71	460432	93.5	29 - 125	
72 Ge	2	109323	1.55	114368	95.6	29 - 125	
72 Ge	3	425401	1.11	444957	95.6	29 - 125	
74 Ge	1	605150	3.08	643643	94.0	29 - 125	
74 Ge	2	159338	1.75	167178	95.3	29 - 125	
74 Ge	3	590263	0.73	618352	95.5	29 - 125	
115 In	1	1800478	4.24	1903453	94.6	29 - 125	
115 In	2	512423	1.72	528046	97.0	29 - 125	
115 In	3	1591155	0.97	1663276	95.7	29 - 125	
159 Tb	3	2349100	0.77	2421289	97.0	29 - 125	
209 Bi	3	2887381	0.91	2972365	97.1	29 - 125	

Tune File# 1 c:\icpchem\1\7500\h2.u
Tune File# 2 c:\icpchem\1\7500\he.u
Tune File# 3 c:\icpchem\1\7500\norm.u

ISTD Ref File : C:\ICPCHEM\1\DATA\wg255513.b\003CALB.D\003CALB.D#

2 :Element Failures
0 :ISTD Failures
0 :Max. Number of Failures Allowed
0 :Max. Number of ISTD Failures Allowed

Continuing Calibration Blank (CCB) QC Report

Data File: C:\ICPCHEM\1\DATA\wg255513.b\033_CCB.D\033_CCB.D#
Date Acquired: Nov 11 2008 11:57 pm
Operator:
Sample Name: CCB
Misc Info:
Vial Number: 1101
Current Method: C:\ICPCHEM\1\DATA\wg255513.b\6020ACZ2.M
Calibration File: C:\ICPCHEM\1\DATA\wg255513.b\6020ACZ2.C
Last Cal Update: Nov 12 2008 10:00 am
Sample Type: CCB
Total Dil Factor: 1.00

Data Results:
Analytes: Fail
ISTD: Pass

QC Elements

Element	IS Ref	Tune	Conc.	RSD(%)	High Limit	Flag
9 Be	6	3	0.045 ppb	19.14	0.300	
11 B	6	3	0.375 ppb	30.42	1.500	
27 Al	72	3	3.081 ppb	12.27	3.000	Fail
51 V	45	2	-0.082 ppb	15.86	0.600	
52 Cr	45	2	0.019 ppb	30.60	0.300	
55 Mn	72	3	0.020 ppb	103.23	1.500	
59 Co	72	3	0.033 ppb	1.79	0.150	
60 Ni	45	2	0.036 ppb	43.04	1.800	
63 Cu	45	2	0.116 ppb	11.10	1.500	
66 Zn	72	3	0.073 ppb	43.73	6.000	
75 As	45	2	-0.001 ppb	477.28	1.500	
78 Se	45	1	0.023 ppb	71.01	3.000	
98 Mo	115	3	0.032 ppb	18.13	1.500	
107 Ag	115	3	0.010 ppb	42.61	0.150	
111 Cd	115	3	0.034 ppb	18.59	0.300	
118 Sn	115	3	0.051 ppb	25.02	0.300	
121 Sb	115	3	0.077 ppb	17.71	1.200	
137 Ba	115	3	0.049 ppb	20.02	0.300	
205 Tl	209	3	0.040 ppb	3.12	0.300	
208 Pb	159	3	0.029 ppb	31.64	0.300	
232 Th	209	3	0.057 ppb	9.87	3.000	
238 U	209	3	0.028 ppb	15.18	0.300	

ISTD Elements

Element	Tune	CPS Mean	RSD(%)	Ref Value	Rec(%)	QC Range(%)	Flag
6 Li	3	556750	0.85	759664	73.3	29 - 125	
45 Sc	1	1956104	0.99	2166076	90.3	29 - 125	
45 Sc	2	268431	2.16	292681	91.7	29 - 125	
45 Sc	3	2146606	0.73	2356139	91.1	29 - 125	
72 Ge	1	430087	0.33	460432	93.4	29 - 125	
72 Ge	2	108041	0.90	114368	94.5	29 - 125	
72 Ge	3	409633	1.38	444957	92.1	29 - 125	
74 Ge	1	601938	0.70	643643	93.5	29 - 125	
74 Ge	2	157870	1.27	167178	94.4	29 - 125	
74 Ge	3	571577	1.02	618352	92.4	29 - 125	
115 In	1	1799501	0.38	1903453	94.5	29 - 125	
115 In	2	504855	1.19	528046	95.6	29 - 125	
115 In	3	1570128	0.76	1663276	94.4	29 - 125	
159 Tb	3	2309441	0.98	2421289	95.4	29 - 125	
209 Bi	3	2843610	1.19	2972365	95.7	29 - 125	

Tune File# 1 c:\icpchem\1\7500\h2.u
Tune File# 2 c:\icpchem\1\7500\he.u
Tune File# 3 c:\icpchem\1\7500\norm.u

ISTD Ref File : C:\ICPCHEM\1\DATA\wg255513.b\003CALB.D\003CALB.D#

1 :Element Failures
0 :ISTD Failures
0 :Max. Number of Failures Allowed
0 :Max. Number of ISTD Failures Allowed

Sample QC Report

Data File: C:\ICPCHEM\1\DATA\wg255513.b\034SMPL.D\034SMPL.D#
Date Acquired: Nov 12 2008 12:03 am
Acq. Method: 6020ACZ2.M
Operator:
Sample Name: L72871-14
Misc Info:
Vial Number: 4206
Current Method: C:\ICPCHEM\1\DATA\wg255513.b\6020ACZ2.M
Calibration File: C:\ICPCHEM\1\DATA\wg255513.b\6020ACZ2.C
Last Cal. Update: Nov 12 2008 10:00 am
Sample Type: Sample
Dilution Factor: 505.00
Autodil Factor: Undiluted
Final Dil Factor: 505.00

Data Results:
Analytes: Fail
ISTD: Pass

QC Elements

Element	IS Ref	Tune	Corr Conc	Raw Conc	Units	RSD(%)	High Limit	Flag
9 Be	6	3	487.174	0.965	ppb	4.40	200.00	
11 B	6	3	1,802.850	3.570	ppb	5.52	20.00	
27 Al	72	3	###########	23080.000	ppb	0.28	1000.00	OCAL
51 V	45	2	74,740.000	148.000	ppb	1.30	200.00	
52 Cr	45	2	33,930.950	67.190	ppb	1.93	200.00	
55 Mn	72	3	358,499.500	709.900	ppb	1.78	200.00	OCAL
59 Co	72	3	12,761.350	25.270	ppb	1.61	200.00	
60 Ni	45	2	21,422.100	42.420	ppb	2.04	500.00	
63 Cu	45	2	365,721.000	724.200	ppb	1.86	500.00	OCAL
66 Zn	72	3	69,841.500	138.300	ppb	0.45	1000.00	
75 As	45	2	1,696.295	3.359	ppb	2.50	500.00	
78 Se	45	1	1,131.200	2.240	ppb	1.33	500.00	
98 Mo	115	3	41,283.750	81.750	ppb	0.59	200.00	
107 Ag	115	3	280.326	0.555	ppb	1.95	50.00	
111 Cd	115	3	265.378	0.526	ppb	4.38	200.00	
118 Sn	115	3	5,257.050	10.410	ppb	2.98	200.00	
121 Sb	115	3	255.076	0.505	ppb	0.69	25.00	
137 Ba	115	3	123,422.000	244.400	ppb	0.43	500.00	
205 Tl	209	3	424.453	0.841	ppb	1.33	200.00	
208 Pb	159	3	6,832.650	13.530	ppb	0.63	500.00	
232 Th	209	3	6,640.750	13.150	ppb	1.50	200.00	
238 U	209	3	2,936.070	5.814	ppb	1.10	200.00	

ISTD Elements

Element	Tune	CPS Mean	RSD(%)	Ref Value	Rec(%)	QC Range(%)	Flag
6 Li	3	484148	1.06	759664	63.7	29.5 - 125.4	
45 Sc	1	1947550	1.73	2166076	89.9	29.5 - 125.4	
45 Sc	2	255218	2.59	292681	87.2	29.5 - 125.4	
45 Sc	3	2176868	0.82	2356139	92.4	29.5 - 125.4	
72 Ge	1	397046	1.08	460432	86.2	29.5 - 125.4	
72 Ge	2	101595	2.35	114368	88.8	29.5 - 125.4	
72 Ge	3	416698	1.06	444957	93.6	29.5 - 125.4	
74 Ge	1	551201	1.26	643643	85.6	29.5 - 125.4	
74 Ge	2	145035	2.60	167178	86.8	29.5 - 125.4	
74 Ge	3	563061	1.15	618352	91.1	29.5 - 125.4	
115 In	1	1700859	1.73	1903453	89.4	29.5 - 125.4	
115 In	2	465525	1.80	528046	88.2	29.5 - 125.4	
115 In	3	1507177	1.05	1663276	90.6	29.5 - 125.4	
159 Tb	3	2316485	1.54	2421289	95.7	29.5 - 125.4	
209 Bi	3	2675068	1.76	2972365	90.0	29.5 - 125.4	

Tune File# 1 c:\icpchem\1\7500\h2.u
Tune File# 2 c:\icpchem\1\7500\he.u
Tune File# 3 c:\icpchem\1\7500\norm.u

ISTD Ref File : C:\ICPCHEM\1\DATA\wg255513.b\003CALB.D\003CALB.D#

3 :Element Failures 0 :Max. Number of Failures Allowed
0 :ISTD Failures 0 :Max. Number of ISTD Failures Allowed

Sample QC Report

Data File: C:\ICPCHEM\1\DATA\wg255513.b\035SMPL.D\035SMPL.D#
Date Acquired: Nov 12 2008 12:09 am
Acq. Method: 6020ACZ2.M
Operator:
Sample Name: L72871-15
Misc Info:
Vial Number: 4207
Current Method: C:\ICPCHEM\1\DATA\wg255513.b\6020ACZ2.M
Calibration File: C:\ICPCHEM\1\DATA\wg255513.b\6020ACZ2.C
Last Cal. Update: Nov 12 2008 10:00 am
Sample Type: Sample
Dilution Factor: 505.00
Autodil Factor: Undiluted
Final Dil Factor: 505.00

Data Results:
Analytes: Fail
ISTD: Pass

QC Elements

Element	IS Ref	Tune	Corr Conc	Raw Conc	Units	RSD(%)	High Limit	Flag
9 Be	6	3	475.761	0.942	ppb	1.67	200.00	
11 B	6	3	1,599.335	3.167	ppb	0.70	20.00	
27 Al	72	3	###########	28650.000	ppb	0.85	1000.00	OCAL
51 V	45	2	97,869.000	193.800	ppb	0.86	200.00	
52 Cr	45	2	49,580.900	98.180	ppb	1.19	200.00	
55 Mn	72	3	415,312.000	822.400	ppb	0.80	200.00	OCAL
59 Co	72	3	15,008.600	29.720	ppb	1.07	200.00	
60 Ni	45	2	31,148.400	61.680	ppb	1.57	500.00	
63 Cu	45	2	258,105.500	511.100	ppb	1.19	500.00	OCAL
66 Zn	72	3	85,547.000	169.400	ppb	0.26	1000.00	
75 As	45	2	1,487.225	2.945	ppb	4.16	500.00	
78 Se	45	1	1,295.830	2.566	ppb	1.59	500.00	
98 Mo	115	3	41,652.400	82.480	ppb	0.59	200.00	
107 Ag	115	3	314.868	0.624	ppb	2.89	50.00	
111 Cd	115	3	261.641	0.518	ppb	2.89	200.00	
118 Sn	115	3	5,459.050	10.810	ppb	1.51	200.00	
121 Sb	115	3	174.882	0.346	ppb	2.93	25.00	
137 Ba	115	3	165,185.500	327.100	ppb	0.48	500.00	
205 Tl	209	3	629.230	1.246	ppb	1.28	200.00	
208 Pb	159	3	7,499.250	14.850	ppb	1.15	500.00	
232 Th	209	3	5,529.750	10.950	ppb	0.87	200.00	
238 U	209	3	2,421.475	4.795	ppb	0.87	200.00	

ISTD Elements

Element	Tune	CPS Mean	RSD(%)	Ref Value	Rec(%)	QC Range(%)	Flag
6 Li	3	474152	0.83	759664	62.4	29.5 - 125.4	
45 Sc	1	1962048	0.30	2166076	90.6	29.5 - 125.4	
45 Sc	2	261176	2.17	292681	89.2	29.5 - 125.4	
45 Sc	3	2187796	0.73	2356139	92.9	29.5 - 125.4	
72 Ge	1	402454	0.33	460432	87.4	29.5 - 125.4	
72 Ge	2	103655	3.03	114368	90.6	29.5 - 125.4	
72 Ge	3	419574	0.50	444957	94.3	29.5 - 125.4	
74 Ge	1	559586	0.18	643643	86.9	29.5 - 125.4	
74 Ge	2	147182	2.57	167178	88.0	29.5 - 125.4	
74 Ge	3	564128	0.48	618352	91.2	29.5 - 125.4	
115 In	1	1706365	0.20	1903453	89.6	29.5 - 125.4	
115 In	2	469456	2.19	528046	88.9	29.5 - 125.4	
115 In	3	1502227	0.91	1663276	90.3	29.5 - 125.4	
159 Tb	3	2289354	0.85	2421289	94.6	29.5 - 125.4	
209 Bi	3	2683477	0.43	2972365	90.3	29.5 - 125.4	

Tune File# 1 c:\icpchem\1\7500\h2.u
Tune File# 2 c:\icpchem\1\7500\he.u
Tune File# 3 c:\icpchem\1\7500\norm.u

ISTD Ref File : C:\ICPCHEM\1\DATA\wg255513.b\003CALB.D\003CALB.D#

3 :Element Failures 0 :Max. Number of Failures Allowed
0 :ISTD Failures 0 :Max. Number of ISTD Failures Allowed

Sample QC Report

Data File: C:\ICPCHEM\1\DATA\wg255513.b\036SMPL.D\036SMPL.D#
Date Acquired: Nov 12 2008 12:14 am
Acq. Method: 6020ACZ2.M
Operator:
Sample Name: L72871-16
Misc Info:
Vial Number: 4208
Current Method: C:\ICPCHEM\1\DATA\wg255513.b\6020ACZ2.M
Calibration File: C:\ICPCHEM\1\DATA\wg255513.b\6020ACZ2.C
Last Cal. Update: Nov 12 2008 10:00 am
Sample Type: Sample
Dilution Factor: 505.00
Autodil Factor: Undiluted
Final Dil Factor: 505.00

Data Results:
Analytes: Fail
ISTD: Pass

QC Elements

Element	IS Ref	Tune	Corr Conc	Raw Conc	Units	RSD(%)	High Limit	Flag
9 Be	6	3	768.105	1.521	ppb	5.61	200.00	
11 B	6	3	5,060.100	10.020	ppb	3.03	20.00	
27 Al	72	3	###########	21950.000	ppb	2.18	1000.00	OCAL
51 V	45	2	30,906.000	61.200	ppb	0.50	200.00	
52 Cr	45	2	9,670.750	19.150	ppb	1.15	200.00	
55 Mn	72	3	195,132.000	386.400	ppb	1.25	200.00	OCAL
59 Co	72	3	4,362.695	8.639	ppb	1.37	200.00	
60 Ni	45	2	6,469.050	12.810	ppb	1.95	500.00	
63 Cu	45	2	210,383.000	416.600	ppb	1.08	500.00	
66 Zn	72	3	45,505.550	90.110	ppb	1.88	1000.00	
75 As	45	2	3,234.525	6.405	ppb	3.92	500.00	
78 Se	45	1	255.076	0.505	ppb	1.06	500.00	
98 Mo	115	3	10,524.200	20.840	ppb	2.35	200.00	
107 Ag	115	3	74.740	0.148	ppb	5.54	50.00	
111 Cd	115	3	283.305	0.561	ppb	22.83	200.00	
118 Sn	115	3	4,684.380	9.276	ppb	1.69	200.00	
121 Sb	115	3	288.103	0.571	ppb	3.52	25.00	
137 Ba	115	3	74,639.000	147.800	ppb	1.77	500.00	
205 Tl	209	3	147.208	0.292	ppb	4.05	200.00	
208 Pb	159	3	9,155.650	18.130	ppb	1.19	500.00	
232 Th	209	3	8,362.800	16.560	ppb	1.86	200.00	
238 U	209	3	1,083.730	2.146	ppb	1.29	200.00	

ISTD Elements

Element	Tune	CPS Mean	RSD(%)	Ref Value	Rec(%)	QC Range(%)	Flag
6 Li	3	495191	0.92	759664	65.2	29.5 - 125.4	
45 Sc	1	1871070	4.08	2166076	86.4	29.5 - 125.4	
45 Sc	2	251764	2.25	292681	86.0	29.5 - 125.4	
45 Sc	3	2100882	2.61	2356139	89.2	29.5 - 125.4	
72 Ge	1	395998	3.64	460432	86.0	29.5 - 125.4	
72 Ge	2	102439	2.38	114368	89.6	29.5 - 125.4	
72 Ge	3	410337	1.08	444957	92.2	29.5 - 125.4	
74 Ge	1	554427	3.38	643643	86.1	29.5 - 125.4	
74 Ge	2	147294	2.31	167178	88.1	29.5 - 125.4	
74 Ge	3	559871	1.14	618352	90.5	29.5 - 125.4	
115 In	1	1674768	3.96	1903453	88.0	29.5 - 125.4	
115 In	2	468755	1.46	528046	88.8	29.5 - 125.4	
115 In	3	1502807	2.75	1663276	90.4	29.5 - 125.4	
159 Tb	3	2276647	1.54	2421289	94.0	29.5 - 125.4	
209 Bi	3	2720689	1.76	2972365	91.5	29.5 - 125.4	

Tune File# 1 c:\icpchem\1\7500\h2.u
Tune File# 2 c:\icpchem\1\7500\he.u
Tune File# 3 c:\icpchem\1\7500\norm.u

ISTD Ref File : C:\ICPCHEM\1\DATA\wg255513.b\003CALB.D\003CALB.D#

2 :Element Failures 0 :Max. Number of Failures Allowed
0 :ISTD Failures 0 :Max. Number of ISTD Failures Allowed

Sample QC Report

Data File: C:\ICPCHEM\1\DATA\wg255513.b\037SMPL.D\037SMPL.D#
Date Acquired: Nov 12 2008 12:20 am
Acq. Method: 6020ACZ2.M
Operator:
Sample Name: L72871-17
Misc Info:
Vial Number: 4209
Current Method: C:\ICPCHEM\1\DATA\wg255513.b\6020ACZ2.M
Calibration File: C:\ICPCHEM\1\DATA\wg255513.b\6020ACZ2.C
Last Cal. Update: Nov 12 2008 10:00 am
Sample Type: Sample
Dilution Factor: 505.00
Autodil Factor: Undiluted
Final Dil Factor: 505.00

Data Results:
Analytes: Fail
ISTD: Pass

QC Elements

Element	IS Ref	Tune	Corr Conc	Raw Conc	Units	RSD(%)	High Limit	Flag
9 Be	6	3	750.935	1.487	ppb	4.01	200.00	
11 B	6	3	4,861.130	9.626	ppb	2.52	20.00	
27 Al	72	3	###########	21280.000	ppb	0.34	1000.00	OCAL
51 V	45	2	27,517.450	54.490	ppb	2.15	200.00	
52 Cr	45	2	9,054.650	17.930	ppb	2.95	200.00	
55 Mn	72	3	210,080.000	416.000	ppb	0.26	200.00	OCAL
59 Co	72	3	4,666.705	9.241	ppb	0.62	200.00	
60 Ni	45	2	6,054.950	11.990	ppb	2.39	500.00	
63 Cu	45	2	206,949.000	409.800	ppb	3.11	500.00	
66 Zn	72	3	38,683.000	76.600	ppb	0.68	1000.00	
75 As	45	2	2,850.220	5.644	ppb	2.05	500.00	
78 Se	45	1	219.423	0.435	ppb	5.59	500.00	
98 Mo	115	3	10,024.250	19.850	ppb	0.91	200.00	
107 Ag	115	3	80.750	0.160	ppb	3.88	50.00	
111 Cd	115	3	190.840	0.378	ppb	12.46	200.00	
118 Sn	115	3	4,776.795	9.459	ppb	1.58	200.00	
121 Sb	115	3	278.558	0.552	ppb	1.64	25.00	
137 Ba	115	3	49,722.300	98.460	ppb	0.77	500.00	
205 Tl	209	3	135.997	0.269	ppb	4.25	200.00	
208 Pb	159	3	9,054.650	17.930	ppb	0.68	500.00	
232 Th	209	3	7,549.750	14.950	ppb	1.22	200.00	
238 U	209	3	1,037.270	2.054	ppb	1.52	200.00	

ISTD Elements

Element	Tune	CPS Mean	RSD(%)	Ref Value	Rec(%)	QC Range(%)	Flag
6 Li	3	515438	1.09	759664	67.9	29.5 - 125.4	
45 Sc	1	1947121	0.75	2166076	89.9	29.5 - 125.4	
45 Sc	2	261090	3.98	292681	89.2	29.5 - 125.4	
45 Sc	3	2171176	0.83	2356139	92.1	29.5 - 125.4	
72 Ge	1	409302	0.77	460432	88.9	29.5 - 125.4	
72 Ge	2	104224	3.44	114368	91.1	29.5 - 125.4	
72 Ge	3	416147	0.30	444957	93.5	29.5 - 125.4	
74 Ge	1	570631	0.62	643643	88.7	29.5 - 125.4	
74 Ge	2	150563	3.62	167178	90.1	29.5 - 125.4	
74 Ge	3	569763	0.89	618352	92.1	29.5 - 125.4	
115 In	1	1715909	1.23	1903453	90.1	29.5 - 125.4	
115 In	2	480889	3.36	528046	91.1	29.5 - 125.4	
115 In	3	1529315	0.75	1663276	91.9	29.5 - 125.4	
159 Tb	3	2300081	0.78	2421289	95.0	29.5 - 125.4	
209 Bi	3	2741634	1.19	2972365	92.2	29.5 - 125.4	

Tune File# 1 c:\icpchem\1\7500\h2.u
Tune File# 2 c:\icpchem\1\7500\he.u
Tune File# 3 c:\icpchem\1\7500\norm.u

ISTD Ref File : C:\ICPCHEM\1\DATA\wg255513.b\003CALB.D\003CALB.D#

2 :Element Failures 0 :Max. Number of Failures Allowed
0 :ISTD Failures 0 :Max. Number of ISTD Failures Allowed

Sample QC Report

Data File: C:\ICPCHEM\1\DATA\wg255513.b\038SMPL.D\038SMPL.D#
Date Acquired: Nov 12 2008 12:26 am
Acq. Method: 6020ACZ2.M
Operator:
Sample Name: L72871-18
Misc Info:
Vial Number: 4210
Current Method: C:\ICPCHEM\1\DATA\wg255513.b\6020ACZ2.M
Calibration File: C:\ICPCHEM\1\DATA\wg255513.b\6020ACZ2.C
Last Cal. Update: Nov 12 2008 10:00 am
Sample Type: Sample
Dilution Factor: 500.00
Autodil Factor: Undiluted
Final Dil Factor: 500.00

Data Results:

Analytes: Fail
ISTD: Pass

QC Elements

Element	IS Ref	Tune	Corr Conc	Raw Conc	Units	RSD(%)	High Limit	Flag
9 Be	6	3	493.700	0.987	ppb	3.61	200.00	
11 B	6	3	1,698.000	3.396	ppb	3.48	20.00	
27 Al	72	3	###########	21360.000	ppb	1.19	1000.00	OCAL
51 V	45	2	67,950.000	135.900	ppb	0.69	200.00	
52 Cr	45	2	31,000.000	62.000	ppb	1.08	200.00	
55 Mn	72	3	346,400.000	692.800	ppb	1.04	200.00	OCAL
59 Co	72	3	12,645.000	25.290	ppb	1.38	200.00	
60 Ni	45	2	20,745.000	41.490	ppb	1.59	500.00	
63 Cu	45	2	352,850.000	705.700	ppb	1.00	500.00	OCAL
66 Zn	72	3	64,500.000	129.000	ppb	0.53	1000.00	
75 As	45	2	2,002.500	4.005	ppb	5.47	500.00	
78 Se	45	1	1,262.000	2.524	ppb	2.80	500.00	
98 Mo	115	3	64,900.000	129.800	ppb	0.23	200.00	
107 Ag	115	3	274.450	0.549	ppb	0.20	50.00	
111 Cd	115	3	207.300	0.415	ppb	10.88	200.00	
118 Sn	115	3	5,000.000	10.000	ppb	0.26	200.00	
121 Sb	115	3	205.950	0.412	ppb	4.70	25.00	
137 Ba	115	3	115,000.000	230.000	ppb	0.83	500.00	
205 Tl	209	3	386.300	0.773	ppb	1.85	200.00	
208 Pb	159	3	6,120.000	12.240	ppb	0.97	500.00	
232 Th	209	3	6,050.000	12.100	ppb	0.59	200.00	
238 U	209	3	2,515.500	5.031	ppb	0.44	200.00	

ISTD Elements

Element	Tune	CPS Mean	RSD(%)	Ref Value	Rec(%)	QC Range(%)	Flag
6 Li	3	484365	0.37	759664	63.8	29.5 - 125.4	
45 Sc	1	1985366	1.05	2166076	91.7	29.5 - 125.4	
45 Sc	2	259249	1.19	292681	88.6	29.5 - 125.4	
45 Sc	3	2166624	0.99	2356139	92.0	29.5 - 125.4	
72 Ge	1	407217	0.40	460432	88.4	29.5 - 125.4	
72 Ge	2	111342	2.95	114368	97.4	29.5 - 125.4	
72 Ge	3	421533	0.55	444957	94.7	29.5 - 125.4	
74 Ge	1	570087	0.25	643643	88.6	29.5 - 125.4	
74 Ge	2	159494	2.90	167178	95.4	29.5 - 125.4	
74 Ge	3	566694	0.55	618352	91.6	29.5 - 125.4	
115 In	1	1714010	0.40	1903453	90.0	29.5 - 125.4	
115 In	2	472676	0.89	528046	89.5	29.5 - 125.4	
115 In	3	1504133	0.28	1663276	90.4	29.5 - 125.4	
159 Tb	3	2274731	0.42	2421289	93.9	29.5 - 125.4	
209 Bi	3	2663656	0.72	2972365	89.6	29.5 - 125.4	

Tune File# 1 c:\icpchem\1\7500\h2.u
Tune File# 2 c:\icpchem\1\7500\he.u
Tune File# 3 c:\icpchem\1\7500\norm.u

ISTD Ref File : C:\ICPCHEM\1\DATA\wg255513.b\003CALB.D\003CALB.D#

3 :Element Failures 0 :Max. Number of Failures Allowed
0 :ISTD Failures 0 :Max. Number of ISTD Failures Allowed

Sample QC Report

Data File: C:\ICPCHEM\1\DATA\wg255513.b\039SMPL.D\039SMPL.D#
Date Acquired: Nov 12 2008 12:31 am
Acq. Method: 6020ACZ2.M
Operator:
Sample Name: L72871-18MS
Misc Info:
Vial Number: 4211
Current Method: C:\ICPCHEM\1\DATA\wg255513.b\6020ACZ2.M
Calibration File: C:\ICPCHEM\1\DATA\wg255513.b\6020ACZ2.C
Last Cal. Update: Nov 12 2008 10:00 am
Sample Type: Sample
Dilution Factor: 500.00
Autodil Factor: Undiluted
Final Dil Factor: 500.00

Data Results:

Analytes:	**Fail**
ISTD:	**Pass**

QC Elements

Element	IS Ref	Tune	Corr Conc	Raw Conc	Units	RSD(%)	High Limit	Flag
9 Be	6	3	28,685.000	57.370	ppb	1.63	200.00	
11 B	6	3	7,285.000	14.570	ppb	3.05	20.00	
27 Al	72	3	###########	22920.000	ppb	0.29	1000.00	OCAL
51 V	45	2	91,950.000	183.900	ppb	0.74	200.00	
52 Cr	45	2	54,300.000	108.600	ppb	0.88	200.00	
55 Mn	72	3	391,850.000	783.700	ppb	1.03	200.00	OCAL
59 Co	72	3	33,995.000	67.990	ppb	0.23	200.00	
60 Ni	45	2	43,415.000	86.830	ppb	1.19	500.00	
63 Cu	45	2	436,550.000	873.100	ppb	2.22	500.00	OCAL
66 Zn	72	3	93,700.000	187.400	ppb	0.29	1000.00	
75 As	45	2	18,260.000	36.520	ppb	1.16	500.00	
78 Se	45	1	11,350.000	22.700	ppb	1.25	500.00	
98 Mo	115	3	71,750.000	143.500	ppb	1.13	200.00	
107 Ag	115	3	4,460.500	8.921	ppb	1.62	50.00	
111 Cd	115	3	23,155.000	46.310	ppb	1.26	200.00	
118 Sn	115	3	13,680.000	27.360	ppb	1.09	200.00	
121 Sb	115	3	2,723.500	5.447	ppb	1.03	25.00	
137 Ba	115	3	139,300.000	278.600	ppb	0.66	500.00	
205 Tl	209	3	22,045.000	44.090	ppb	1.00	200.00	
208 Pb	159	3	27,870.000	55.740	ppb	0.28	500.00	
232 Th	209	3	17,510.000	35.020	ppb	1.21	200.00	
238 U	209	3	14,110.000	28.220	ppb	0.98	200.00	

ISTD Elements

Element	Tune	CPS Mean	RSD(%)	Ref Value	Rec(%)	QC Range(%)	Flag
6 Li	3	483909	0.75	759664	63.7	29.5 - 125.4	
45 Sc	1	1949828	1.60	2166076	90.0	29.5 - 125.4	
45 Sc	2	256391	2.24	292681	87.6	29.5 - 125.4	
45 Sc	3	2163992	0.85	2356139	91.8	29.5 - 125.4	
72 Ge	1	404409	0.07	460432	87.8	29.5 - 125.4	
72 Ge	2	102292	1.95	114368	89.4	29.5 - 125.4	
72 Ge	3	415649	0.53	444957	93.4	29.5 - 125.4	
74 Ge	1	563440	0.43	643643	87.5	29.5 - 125.4	
74 Ge	2	146493	1.90	167178	87.6	29.5 - 125.4	
74 Ge	3	560131	0.92	618352	90.6	29.5 - 125.4	
115 In	1	1693097	0.89	1903453	88.9	29.5 - 125.4	
115 In	2	465892	1.49	528046	88.2	29.5 - 125.4	
115 In	3	1510920	1.21	1663276	90.8	29.5 - 125.4	
159 Tb	3	2297648	0.33	2421289	94.9	29.5 - 125.4	
209 Bi	3	2680604	0.71	2972365	90.2	29.5 - 125.4	

Tune File# 1 c:\icpchem\1\7500\h2.u
Tune File# 2 c:\icpchem\1\7500\he.u
Tune File# 3 c:\icpchem\1\7500\norm.u

ISTD Ref File : C:\ICPCHEM\1\DATA\wg255513.b\003CALB.D\003CALB.D#

3 :Element Failures 0 :Max. Number of Failures Allowed
0 :ISTD Failures 0 :Max. Number of ISTD Failures Allowed

Sample QC Report

Data File: C:\ICPCHEM\1\DATA\wg255513.b\040SMPL.D\040SMPL.D#
Date Acquired: Nov 12 2008 12:37 am
Acq. Method: 6020ACZ2.M
Operator:
Sample Name: L72871-18MSD
Misc Info:
Vial Number: 4212
Current Method: C:\ICPCHEM\1\DATA\wg255513.b\6020ACZ2.M
Calibration File: C:\ICPCHEM\1\DATA\wg255513.b\6020ACZ2.C
Last Cal. Update: Nov 12 2008 10:00 am
Sample Type: Sample
Dilution Factor: 500.00
Autodil Factor: Undiluted
Final Dil Factor: 500.00

Data Results:

Analytes:	**Fail**
ISTD:	**Pass**

QC Elements

Element	IS Ref	Tune	Corr Conc	Raw Conc	Units	RSD(%)	High Limit	Flag
9 Be	6	3	28,425.000	56.850	ppb	1.43	200.00	
11 B	6	3	7,315.000	14.630	ppb	0.97	20.00	
27 Al	72	3	###########	22530.000	ppb	1.20	1000.00	OCAL
51 V	45	2	91,950.000	183.900	ppb	0.75	200.00	
52 Cr	45	2	54,900.000	109.800	ppb	1.20	200.00	
55 Mn	72	3	385,700.000	771.400	ppb	1.20	200.00	OCAL
59 Co	72	3	35,045.000	70.090	ppb	0.79	200.00	
60 Ni	45	2	43,750.000	87.500	ppb	0.75	500.00	
63 Cu	45	2	350,450.000	700.900	ppb	2.13	500.00	OCAL
66 Zn	72	3	88,550.000	177.100	ppb	0.09	1000.00	
75 As	45	2	18,300.000	36.600	ppb	2.11	500.00	
78 Se	45	1	11,375.000	22.750	ppb	0.78	500.00	
98 Mo	115	3	97,400.000	194.800	ppb	0.41	200.00	
107 Ag	115	3	4,346.500	8.693	ppb	0.98	50.00	
111 Cd	115	3	23,075.000	46.150	ppb	1.15	200.00	
118 Sn	115	3	13,735.000	27.470	ppb	0.57	200.00	
121 Sb	115	3	2,583.000	5.166	ppb	0.61	25.00	
137 Ba	115	3	141,550.000	283.100	ppb	1.28	500.00	
205 Tl	209	3	22,390.000	44.780	ppb	0.41	200.00	
208 Pb	159	3	29,610.000	59.220	ppb	0.82	500.00	
232 Th	209	3	17,830.000	35.660	ppb	0.61	200.00	
238 U	209	3	13,850.000	27.700	ppb	0.75	200.00	

ISTD Elements

Element	Tune	CPS Mean	RSD(%)	Ref Value	Rec(%)	QC Range(%)	Flag
6 Li	3	485731	0.33	759664	63.9	29.5 - 125.4	
45 Sc	1	1941977	0.10	2166076	89.7	29.5 - 125.4	
45 Sc	2	255938	2.62	292681	87.4	29.5 - 125.4	
45 Sc	3	2169589	0.79	2356139	92.1	29.5 - 125.4	
72 Ge	1	403534	0.60	460432	87.6	29.5 - 125.4	
72 Ge	2	103010	2.53	114368	90.1	29.5 - 125.4	
72 Ge	3	415233	0.26	444957	93.3	29.5 - 125.4	
74 Ge	1	561055	0.32	643643	87.2	29.5 - 125.4	
74 Ge	2	146359	2.61	167178	87.5	29.5 - 125.4	
74 Ge	3	559672	0.84	618352	90.5	29.5 - 125.4	
115 In	1	1691524	0.38	1903453	88.9	29.5 - 125.4	
115 In	2	468227	2.41	528046	88.7	29.5 - 125.4	
115 In	3	1512980	0.85	1663276	91.0	29.5 - 125.4	
159 Tb	3	2288868	1.17	2421289	94.5	29.5 - 125.4	
209 Bi	3	2652385	0.37	2972365	89.2	29.5 - 125.4	

Tune File# 1 c:\icpchem\1\7500\h2.u
Tune File# 2 c:\icpchem\1\7500\he.u
Tune File# 3 c:\icpchem\1\7500\norm.u

ISTD Ref File : C:\ICPCHEM\1\DATA\wg255513.b\003CALB.D\003CALB.D#

3 :Element Failures 0 :Max. Number of Failures Allowed
0 :ISTD Failures 0 :Max. Number of ISTD Failures Allowed

Continuing Calibration Verification (CCV) QC Report

Data File: C:\ICPCHEM\1\DATA\wg255513.b\041_CCV.D\041_CCV.D#
Date Acquired: Nov 12 2008 12:43 am
Operator:
Sample Name: CCV
Misc Info:
Vial Number: 1107
Current Method: C:\ICPCHEM\1\DATA\wg255513.b\6020ACZ2.M
Calibration File: C:\ICPCHEM\1\DATA\wg255513.b\6020ACZ2.C
Last Cal Update: Nov 12 2008 10:00 am
Sample Type: CCV
Total Dil Factor: 1.00

Data Results:
Analytes: Fail
ISTD: Pass

QC Elements

Element	IS Ref	Tune	Conc. ppb	RSD(%)	Expected	Rec(%)	QC Range(%)	Flag
9 Be	6	3	57.870	0.41	50.00	115.7	89 - 110	Fail
11 B	6	3	22.890	0.88	20.00	114.5	89 - 110	Fail
27 Al	72	3	102.000	1.19	100.00	102.0	89 - 110	
51 V	45	2	49.230	1.51	50.00	98.5	89 - 110	
52 Cr	45	2	51.750	1.38	50.00	103.5	89 - 110	
55 Mn	72	3	48.180	0.52	50.00	96.4	89 - 110	
59 Co	72	3	46.300	0.25	50.00	92.6	89 - 110	
60 Ni	45	2	50.570	1.87	50.00	101.1	89 - 110	
63 Cu	45	2	50.580	2.35	50.00	101.2	89 - 110	
66 Zn	72	3	48.140	0.22	50.00	96.3	89 - 110	
75 As	45	2	51.840	1.09	50.00	103.7	89 - 110	
78 Se	45	1	50.250	1.02	50.00	100.5	89 - 110	
98 Mo	115	3	19.240	1.30	20.00	96.2	89 - 110	
107 Ag	115	3	17.550	0.81	20.00	87.8	89 - 110	Fail
111 Cd	115	3	49.080	1.49	50.00	98.2	89 - 110	
118 Sn	115	3	49.390	1.39	50.00	98.8	89 - 110	
121 Sb	115	3	19.550	0.25	20.00	97.8	89 - 110	
137 Ba	115	3	50.130	0.26	50.00	100.3	89 - 110	
205 Tl	209	3	49.070	1.07	50.00	98.1	89 - 110	
208 Pb	159	3	46.330	0.45	50.00	92.7	89 - 110	
232 Th	209	3	46.970	0.62	50.00	93.9	89 - 110	
238 U	209	3	46.160	0.83	50.00	92.3	89 - 110	

ISTD Elements

Element	Tune	CPS Mean	RSD(%)	Ref Value	Rec(%)	QC Range(%)	Flag
6 Li	3	555571	0.61	759664	73.1	29 - 125	
45 Sc	1	2030576	0.99	2166076	93.7	29 - 125	
45 Sc	2	272231	2.74	292681	93.0	29 - 125	
45 Sc	3	2188682	1.00	2356139	92.9	29 - 125	
72 Ge	1	469652	2.93	460432	102.0	29 - 125	
72 Ge	2	115428	0.68	114368	100.9	29 - 125	
72 Ge	3	423304	0.27	444957	95.1	29 - 125	
74 Ge	1	657558	2.87	643643	102.2	29 - 125	
74 Ge	2	168369	1.20	167178	100.7	29 - 125	
74 Ge	3	587705	0.70	618352	95.0	29 - 125	
115 In	1	1834560	1.27	1903453	96.4	29 - 125	
115 In	2	509042	1.55	528046	96.4	29 - 125	
115 In	3	1589373	0.85	1663276	95.6	29 - 125	
159 Tb	3	2306004	0.49	2421289	95.2	29 - 125	
209 Bi	3	2812034	0.75	2972365	94.6	29 - 125	

Tune File# 1 c:\icpchem\1\7500\h2.u
Tune File# 2 c:\icpchem\1\7500\he.u
Tune File# 3 c:\icpchem\1\7500\norm.u

ISTD Ref File : C:\ICPCHEM\1\DATA\wg255513.b\003CALB.D\003CALB.D#

3 :Element Failures
0 :ISTD Failures
0 :Max. Number of Failures Allowed
0 :Max. Number of ISTD Failures Allowed

Continuing Calibration Blank (CCB) QC Report

Data File: C:\ICPCHEM\1\DATA\wg255513.b\042_CCB.D\042_CCB.D#
Date Acquired: Nov 12 2008 12:49 am
Operator:
Sample Name: CCB
Misc Info:
Vial Number: 1101
Current Method: C:\ICPCHEM\1\DATA\wg255513.b\6020ACZ2.M
Calibration File: C:\ICPCHEM\1\DATA\wg255513.b\6020ACZ2.C
Last Cal Update: Nov 12 2008 10:00 am
Sample Type: CCB
Total Dil Factor: 1.00

Data Results:
Analytes: Pass
ISTD: Pass

QC Elements

Element	IS Ref	Tune	Conc.	RSD(%)	High Limit	Flag
9 Be	6	3	0.023 ppb	28.03	0.300	
11 B	6	3	0.432 ppb	18.60	1.500	
27 Al	72	3	1.662 ppb	13.30	3.000	
51 V	45	2	-0.049 ppb	7.93	0.600	
52 Cr	45	2	0.009 ppb	41.75	0.300	
55 Mn	72	3	-0.036 ppb	38.78	1.500	
59 Co	72	3	0.020 ppb	27.46	0.150	
60 Ni	45	2	0.018 ppb	62.28	1.800	
63 Cu	45	2	0.054 ppb	26.13	1.500	
66 Zn	72	3	-0.021 ppb	128.56	6.000	
75 As	45	2	0.038 ppb	93.18	1.500	
78 Se	45	1	0.018 ppb	100.00	3.000	
98 Mo	115	3	0.039 ppb	20.03	1.500	
107 Ag	115	3	0.008 ppb	21.09	0.150	
111 Cd	115	3	0.022 ppb	80.43	0.300	
118 Sn	115	3	0.034 ppb	27.16	0.300	
121 Sb	115	3	0.084 ppb	20.50	1.200	
137 Ba	115	3	0.027 ppb	9.48	0.300	
205 Tl	209	3	0.185 ppb	10.40	0.300	
208 Pb	159	3	0.018 ppb	40.13	0.300	
232 Th	209	3	0.043 ppb	9.69	3.000	
238 U	209	3	0.015 ppb	21.29	0.300	

ISTD Elements

Element	Tune	CPS Mean	RSD(%)	Ref Value	Rec(%)	QC Range(%)	Flag
6 Li	3	565169	0.22	759664	74.4	29 - 125	
45 Sc	1	2020655	0.96	2166076	93.3	29 - 125	
45 Sc	2	269758	1.29	292681	92.2	29 - 125	
45 Sc	3	2187431	0.20	2356139	92.8	29 - 125	
72 Ge	1	443149	0.46	460432	96.2	29 - 125	
72 Ge	2	108310	0.39	114368	94.7	29 - 125	
72 Ge	3	416645	0.48	444957	93.6	29 - 125	
74 Ge	1	620589	0.41	643643	96.4	29 - 125	
74 Ge	2	157900	1.01	167178	94.5	29 - 125	
74 Ge	3	580550	0.48	618352	93.9	29 - 125	
115 In	1	1817713	0.84	1903453	95.5	29 - 125	
115 In	2	498630	0.79	528046	94.4	29 - 125	
115 In	3	1564376	0.80	1663276	94.1	29 - 125	
159 Tb	3	2286972	0.33	2421289	94.5	29 - 125	
209 Bi	3	2782830	0.92	2972365	93.6	29 - 125	

Tune File# 1 c:\icpchem\1\7500\h2.u
Tune File# 2 c:\icpchem\1\7500\he.u
Tune File# 3 c:\icpchem\1\7500\norm.u

ISTD Ref File : C:\ICPCHEM\1\DATA\wg255513.b\003CALB.D\003CALB.D#

0 :Element Failures
0 :ISTD Failures

0 :Max. Number of Failures Allowed
0 :Max. Number of ISTD Failures Allowed

ICPMS Total 3050

WG255994

ACZ Laboratories, Inc

QC List Type: QC-ICPMS-846
QCListMatClass: SOLID
Bench Sheet List: I-ICPMS-T-3050
QC Ref: MA-ICPMS-T-846
Group ID: MA-G-MS-3050
Method Ref: M6020
SOP Ref: SOPII022

Instrument ID: ICPMS3
Analyst: RAC
ACZ Dept: 33
Create Date: 11/19/2008 11:36:27 AM
Start Date/Time:
End Date/Time:

SEQ	ACZ ID	Client ID	SubSX	Pri	EC	TDS	PB MS 3050	Dilution
1	WG255994ICV	MS081101-2					✓	1
2	WG255994ICB	NONE					✓	1
3	WG255994ICSA	~~MS081118-1~~	MS081120-1 RAC 11/20/08				✓	1
4	WG255994ICSAB	~~MS081118-2~~	MS081120-2				✓	1
5	WG255994WASH	NONE					✓	1
6	WG255413PBS ✓	NONE					✓	~~1~~ 500x
7	WG255413LCSS ✓	PCN30918					✓	~~1~~ 5000x
8	WG255413LCSSD ✓	PCN30918					✓	~~1~~ 5000x
9	L72871-01 ✓	ST-SB06 0-20					✓	~~1~~ 500x
10	L72871-01SDL ✓	NONE					✓	~~1~~ 500x
11	L72871-02 ✓	ST-SB06 20-40					✓	~~1~~ 505x
12	L72871-03 ✓	ST-SB06 40-60					✓	~~1~~ 505x
13	WG255994CCV1	~~MS081106-7~~	MS081101-2 RAC 11/20/08				✓	1
14	WG255994CCB1	NONE					✓	1
15	L72871-13 ✓	ST-SB06 240-260					✓	~~1~~ 500x
16	L72871-18 ✓	T-SB06 260-280 MS					✓	~~1~~ 500x
17	L72871-18MS ✓	MS081013-3					✓	~~1~~
18	L72871-18MSD ✓	MS081013-3					✓	~~1~~
19	WG255994CCV2	MS081106-7					✓	1
20	WG255994CCB2	NONE					✓	1

RAC 11/19/08

4161 R1

Report Comments:

Internal Comments

AREV: RAC 11/20/08
Initials, Date

SREV: 11.20.08
Initials, Date

112108

OR 11.21.08

ICPMS Total 3050

QC List Type: QC-ICPMS-846
QCListMatClass: SOLID
Bench Sheet List: I-ICPMS-T-3050
QC Ref: MA-ICPMS-T-846
Group ID: MA-G-MS-3050
Method Ref: M6020
SOP Ref: SOPII022

WG255994

ACZ Laboratories, Inc

Instrument ID: ICPMS3
Analyst:
ACZ Dept: 33
Create Date: 11/19/2008 11:36:27 AM
Start Date/Time:
End Date/Time:

Sample	Login Comments
L72871-01	JAR OF SOIL(INORG WALK-IN)
L72871-02	JAR OF SOIL(INORG WALK-IN)
L72871-03	JAR OF SOIL(INORG WALK-IN)
L72871-13	JAR OF SOIL(INORG WALK-IN)
L72871-18MS	ICPMS Spike
L72871-18MSD	ICPMS Spike

Report Comments:

Internal Comments

AREV:
Initials, Date

SREV:
Initials, Date

112108

ACZ Laboratories, Inc.

ICPMS DATA REVIEW CHECKLIST

AREV:	RAC
Date:	11/20/08
SREV:	[illegible]
Date:	11.20.08

Workgroup:	255994
Sample Type:	3050
Analysis Date:	11/19/08
Analyst:	RAC

	Yes	No	N /A
1) Is the instrument ID on the bench sheet correct?	✓		
2) Has a passing method tune been performed within 24 hours?	✓		
3) Was the low calibration point dropped? If yes, notify PM of change to PQLs.		✓	
4) Is the linear regression ≥0.995 for the analytes of interest?	✓		
5) Was the PQV standard analyzed & evaluated for DW samples ? (Fail in LIMS if no DW sxs in WG.)			✓
6) Do the dilution factors on the benchsheet match the sequence in the raw data?	✓		
7) Is any sample analyzed on dilution appropriately "D" qualified (not required for o-cal, EC, TDS)?			✓
8) Is the correct sub-sample type entered on the bench sheet (if different than SOP)?			✓
9) Are the % Recoveries of the internal standards within the method limits?	✓		
10) Are all of the QC critera listed in LIMS within specified limits?	✓		
11) Are all samples requiring re-analysis / re-digestion at REDO / REDX status?			✓
12) Are all errors properly crossed out (i.e. single-line, dated & initialed)?	✓		
13) Is a current standard/reagent form attached to the workgroup?	✓		
14) **FOR SREV**: QA/QC approval for initial training or 2 sets of initials for WG & LIMS?	✓		

For any of the items listed above that are checked "No" state the corrective action/explanation below.

QC/Sample ID	Analytical Problem	Corrective action

FRMII012.02.08.10

ACZ LABORATORIES, INC.
Standards/Reagents Information
ICPMS, Methods 6020 and 200.8

Calibration Standards

6020/200.8 Stock #1: MS081003-2 SCN
6020/200.8 Stock #2: MS081010-1 SCN
6020/200.8 Ag/Sb Stock: MS081106-6 SCN

INT. STD.: MS081118-4 SCN

PQV: MS081110-2 SCN
EXP. 2/10/09

Nitric Acid: 31323 PCN

Hydrochloric Acid: 31102 PCN

ACZ Laboratories, Inc.
ICPMS DATA REVIEW CHECKLIST

AREV: RAC
Date: 11/12/08

SREV:
Date:

Workgroup: 255513
Sample Type: 3050
Analysis Date: 11/11/08
Analyst: RAC

	Yes	No	N /A
1) Is the instrument ID on the bench sheet correct?	✓		
2) Has a passing method tune been performed within 24 hours?	✓		
3) Was the low calibration point dropped? If yes, notify PM of change to PQLs.		✓	
4) Is the linear regression ≥0.995 for the analytes of interest?	✓		
5) Was the PQV standard analyzed & evaluated for DW samples ? (Fail in LIMS if no DW sxs in WG.)			✓
6) Do the dilution factors on the benchsheet match the sequence in the raw data?	✓		
7) Is any sample analyzed on dilution appropriately "D" qualified (not required for o-cal, EC, TDS)?			✓
8) Is the correct sub-sample type entered on the bench sheet (if different than SOP)?			✓
9) Are the % Recoveries of the internal standards within the method limits?	✓		
10) Are all of the QC critera listed in LIMS within specified limits?		✓	
11) Are all samples requiring re-analysis / re-digestion at REDO / REDX status?	✓		
12) Are all errors properly crossed out (i.e. single-line, dated & initialed)?	✓		
13) Is a current standard/reagent form attached to the workgroup?	✓		
14) **FOR SREV**: QA/QC approval for initial training or 2 sets of initials for WG & LIMS?	✓		

For any of the items listed above that are checked "No" state the corrective action/explanation below.

QC/Sample ID	Analytical Problem	Corrective action
ICSA	Pb↑ = 0.00084	NI / REDO
871-015DL	Tl↑, [SX] < 100× MDL	ZB
871-18 MS/D	As↓, [SX]↓	MZ
↓	Sb↓ ↓	MZ
NI	exceeds interference ✓ limits, acts as blank on B7 flag ≥10× [ICSA] = OK.	
	REDO < 10× [ ]	

FRMII012.02.08.10

ICPMS Total 3050

WG255513

ACZ Laboratories, Inc

QC List Type: QC-ICPMS-846
QCListMatClass: SOLID
Bench Sheet List: I-ICPMS-T-3050
QC Ref: MA-ICPMS-T-846
Group ID: MA-G-MS-3050
Method Ref: M6020
SOP Ref: SOPII022

Instrument ID: ICPMS3
Analyst: RAC
ACZ Dept: 33
Create Date: 11/11/2008 11:47:42 AM
Start Date/Time:
End Date/Time:

4/01 RZ

SEQ	ACZ ID	Client ID	SubSX	Pri	EC	TDS	AS MS 3050	PB MS 3050	SB MS 3050	SE MS 3050	TL MS 3050	U MS 3050	Dilution
1	WG255513ICV	MS081101-2					☑	☑	☑	☑	☑	☑	1
2	WG255513ICB	NONE					☑	☑	☑	☑	☑	☑	1
3	WG255513ICSA	MS081003-8					☑	☑	☑	☑	☑	☑	1
4	WG255513ICSAB	MS081003-9					☑	☑	☑	☑	☑	☑	1
5	WG255513WASH	NONE					☑	☑	☑	☑	☑	☑	1
6	WG255413PBS	NONE					☑	☑	☑	☑	☑	☑	500
7	WG255413LCSS	PCN30918					☑	☑	☑	☑	☑	☐	5000
8	WG255413LCSSD	PCN30918					☑	☑	☑	☑	☑	☐	5000
9	L72871-01	ST-SB06 0-20					☑	☑	☑	☑	☑	☑	500
10	L72871-01SDL	NONE					☑	☑	☑	☑	☑	☑	500
11	L72871-02	ST-SB06 20-40					☑	☑	☑	☑	☑	☑	505
12	L72871-03	ST-SB06 40-60					☑	☑	☑	☑	☑	☑	505
13	WG255513CCV1	MS081101-2					☑	☑	☑	☑	☑	☑	1
14	WG255513CCB1	NONE					☑	☑	☑	☑	☑	☑	1
15	L72871-04	ST-SB06 60-80					☑	☑	☑	☑	☑	☑	500
16	L72871-05	ST-SB06 80-100					☑	☑	☑	☑	☑	☑	500
17	L72871-06	ST-SB06 100-120					☑	☑	☑	☑	☑	☑	500
18	L72871-07	ST-SB06 120-140					☑	☑	☑	☑	☑	☑	505
19	L72871-08	ST-SB06 140-160					☑	☑	☑	☑	☑	☑	500
20	L72871-09	ST-SB06 160-180					☑	☑	☑	☑	☑	☑	500
21	L72871-10	ST-SB06 180-200					☑	☑	☑	☑	☑	☑	500
22	L72871-11	ST-SB06 200-220					☑	☑	☑	☑	☑	☑	500

Report Comments:

AREV: RAC 11/12/08
Initials, Date

Internal Comments

SREV:
Initials, Date

112108

ICPMS Total 3050

QC List Type: QC-ICPMS-846
QCListMatClass: SOLID
Bench Sheet List: I-ICPMS-T-3050
QC Ref: MA-ICPMS-T-846
Group ID: MA-G-MS-3050
Method Ref: M6020
SOP Ref: SOPII022

WG255513

ACZ Laboratories, Inc

Instrument ID: ICPMS3
Analyst:
ACZ Dept: 33
Create Date: 11/11/2008 11:47:42 AM
Start Date/Time:
End Date/Time:

SEQ	ACZ ID	Client ID	SubSX	Pri	EC	TDS	AS MS 3050	PB MS 3050	SB MS 3050	SE MS 3050	TL MS 3050	U MS 3050	Dilution
23	L72871-12	ST-SB06 220-240					☑	☑	☑	☑	☑	☑	500
24	L72871-13	ST-SB06 240-260					☑	☑	☑	☑	☑	☑	500
25	WG255513CCV2	MS081101-2					☑	☑	☑	☑	☑	☑	1
26	WG255513CCB2	NONE					☑	☑	☑	☑	☑	☑	1
27	L72871-14	ST-SB06 260-280					☑	☑	☑	☑	☑	☑	505
28	L72871-15	ST-SB06 280-300					☑	☑	☑	☑	☑	☑	505
29	L72871-16	ST-SB06 300-320					☑	☑	☑	☑	☑	☑	505
30	L72871-17	ST-SB06 300-320 D					☑	☑	☑	☑	☑	☑	505
31	L72871-18	T-SB06 260-280 MS					☑	☑	☑	☑	☑	☑	500
32	L72871-18MS	MS081013-3					☑	☑	☑	☑	☑	☑	500
33	L72871-18MSD	MS081013-3					☑	☑	☑	☑	☑	☑	500
34	WG255513CCV3	MS081101-2					☑	☑	☑	☑	☑	☑	1
35	WG255513CCB3	NONE					☑	☑	☑	☑	☑	☑	1

Report Comments:

AREV:
Initials, Date

Internal Comments

SREV:
Initials, Date

112108

	Method	Type	Vial	Sample	Comment	Dil/Lvl
1		Keyword		Start of CALIB		
2	C:\ICPCHEM\1\METHODS\T36020A.M	Sample	1101	wash		1.000
3	C:\ICPCHEM\1\METHODS\T36020A.M	CalBlk	1101	Calblk		Level 1
4	C:\ICPCHEM\1\METHODS\T36020A.M	CalBlk	1102	Calblk		Level 1
5	C:\ICPCHEM\1\METHODS\T36020A.M	CalStd	1103	PQV Std		Level 2
6	C:\ICPCHEM\1\METHODS\T36020A.M	CalStd	1104	Level 3 Std		Level 3
7	C:\ICPCHEM\1\METHODS\T36020A.M	CalStd	1105	Level 4 Std		Level 4
8	C:\ICPCHEM\1\METHODS\T36020A.M	CalStd	1106	Level 5 Std		Level 5
9	C:\ICPCHEM\1\METHODS\T36020A.M	QCS	1107	ICV		1.000
10	C:\ICPCHEM\1\METHODS\T36020A.M	CCB	1102	ICB		1.000
11	C:\ICPCHEM\1\METHODS\T36020A.M	CCB	4510	ICSA		1.000
12	C:\ICPCHEM\1\METHODS\T36020A.M	Sample	4511	ICSAB		1.000
13	C:\ICPCHEM\1\METHODS\T36020A.M	CCB	4512	wash		1.000
14		Keyword		End of CALIB		
15		Keyword		Start of SMPL		
16	C:\ICPCHEM\1\METHODS\T36020A.M	Sample	4101	WG255413PBS		1.000
17	C:\ICPCHEM\1\METHODS\T36020A.M	Sample	4102	WG255413LCSS		1.000
18	C:\ICPCHEM\1\METHODS\T36020A.M	Sample	4103	WG255413LCSSD		1.000
19	C:\ICPCHEM\1\METHODS\T36020A.M	Sample	4104	L72871-01		1.000
20	C:\ICPCHEM\1\METHODS\T36020A.M	Sample	4105	L72871-01SDL		1.000
21	C:\ICPCHEM\1\METHODS\T36020A.M	Sample	4106	L72871-02		1.000
22	C:\ICPCHEM\1\METHODS\T36020A.M	Sample	4107	L72871-03		1.000
23	C:\ICPCHEM\1\METHODS\T36020A.M	Sample	4108	L72871-13		1.000
24	C:\ICPCHEM\1\METHODS\T36020A.M	Sample	4109	L72871-18		1.000
25	C:\ICPCHEM\1\METHODS\T36020A.M	Sample	4110	L72871-18MS		1.000
26	C:\ICPCHEM\1\METHODS\T36020A.M	Sample	4111	L72871-18MSD		1.000
27		Keyword		End of SMPL		
28		Keyword		Start of TERM		
29	C:\ICPCHEM\1\METHODS\T36020A.M	CCV	1107	CCV		1.000
30	C:\ICPCHEM\1\METHODS\T36020A.M	CCB	1102	CCB		1.000
31		Keyword		End of TERM		
32		Keyword		End of Sequence		
33		Keyword		Start of CCV		
34	C:\ICPCHEM\1\METHODS\T36020A.M	CCV	1107	CCV		1.000

	Method	Type	Vial	Sample	Comment	Dil/Lvl
35	C:\ICPCHEM\1\METHODS\T36020A.M	CCB	1102	CCB		1.000
36		Keyword		End of CCV		
37		Keyword		Start of BLANK		
38		Keyword		End of BLANK		
39		Keyword		Start of ERRTERM		
40		Keyword		End of ERRTERM		

Calibration Coefficients

Sample Name: ICV
Date Acquired: Nov 19 2008 12:29 pm
Acq. Method: T36020A.M
Current Method Pa\ICPCHEM\1\DATA\wg255994.b\
Calibration Path\ICPCHEM\1\DATA\wg255994.b\

Element Name	Mass	Calibration Corr Coef	Tune Step	IS Ref
Pb	208	1.0000	3	209

ACZ Laboratories, Inc.
2773 Downhill Drive Steamboat Springs, CO 80487 (800) 334-5493

Workgroup Review and Approval

WG255994

Date Reported: 20-Nov-08
Run ID: R644796
Date Analyzed: 19-Nov-08
ICAL Workgroup:
Instrument ID: ICPMS3

WG255994ICV

Tag: Measured: 11/19/2008 12:29:00 PM

Status	Parm_Stored	Type	Value	Dil	Qual	Units	Appv	MDL	RDL	Text Value	Ext Qual
SREV	LEAD	FOUND	0.04872	1		mg/L	++	0.0001	0.0005		
SREV	LEAD	REC	97.4	1		%	++	0.0001	0.0005		

WG255994ICB

Tag: Measured: 11/19/2008 12:33:00 PM

Status	Parm_Stored	Type	Value	Dil	Qual	Units	Appv	MDL	RDL	Text Value	Ext Qual
SREV	LEAD	FOUND		1	U	mg/L	++	0.0001	0.0005		

WG255994ICSA

Tag: Measured: 11/19/2008 12:37:00 PM

Status	Parm_Stored	Type	Value	Dil	Qual	Units	Appv	MDL	RDL	Text Value	Ext Qual
SREV	LEAD	FOUND	0.00017	1	B	mg/L	++	0.0001	0.0005		

WG255994ICSAB

Tag: Measured: 11/19/2008 12:42:00 PM

Status	Parm_Stored	Type	Value	Dil	Qual	Units	Appv	MDL	RDL	Text Value	Ext Qual
SREV	LEAD	FOUND	0.0193	1		mg/L	++	0.0001	0.0005		
SREV	LEAD	REC	96.5	1		%	++	0.0001	0.0005		

WG255413PBS

Tag: 1 Measured: 11/19/2008 12:51:00 PM

Status	Parm_Stored	Type	Value	Dil	Qual	Units	Appv	MDL	RDL	Text Value	Ext Qual
SREV	LEAD	FOUND		500	U	mg/Kg	++	0.05	0.3		

WG255413LCSS

Tag: 1 Measured: 11/19/2008 12:55:00 PM

Status	Parm_Stored	Type	Value	Dil	Qual	Units	Appv	MDL	RDL	Text Value	Ext Qual
SREV	LEAD	FOUND	138.2	5000		mg/Kg	++	0.5	3		
SREV	LEAD	REC	101.6	5000		%	++	0.5	3		

WG255413LCSSD

Tag: 1 Measured: 11/19/2008 12:59:00 PM

Status	Parm_Stored	Type	Value	Dil	Qual	Units	Appv	MDL	RDL	Text Value	Ext Qual
SREV	LEAD	FOUND	134.5	5000		mg/Kg	++	0.5	3		
SREV	LEAD	REC	98.9	5000		%	++	0.5	3		
SREV	LEAD	RPD	2.7	5000		%	++	0.5	3		

L72871-01

Tag: 1 Measured: 11/19/2008 1:04:00 PM

Status	Parm_Stored	Type	Value	Dil	Qual	Units	Appv	MDL	RDL	Text Value	Ext Qual
SREV	LEAD	-MS-3050	2.45	500		mg/Kg	++	0.05	0.3		

L72871-01SDL Tag: 1 Measured: 11/19/2008 1:08:00 PM

Status	Parm_Stored	Type	Value	Dil	Qual	Units	Appv	MDL	RDL	Text Value	Ext Qual
SREV	LEAD	D	2	500		%	++	0.05	0.3		
SREV	LEAD	FOUND	0.48	500		mg/Kg	++	0.05	0.3		
SREV	LEAD	REG	2.4	500		mg/Kg	++	0.05	0.3		

L72871-02 Tag: 1 Measured: 11/19/2008 1:13:00 PM

Status	Parm_Stored	Type	Value	Dil	Qual	Units	Appv	MDL	RDL	Text Value	Ext Qual
SREV	LEAD	-MS-3050	3.16	505		mg/Kg	++	0.05	0.3		

L72871-03 Tag: 1 Measured: 11/19/2008 1:17:00 PM

Status	Parm_Stored	Type	Value	Dil	Qual	Units	Appv	MDL	RDL	Text Value	Ext Qual
SREV	LEAD	-MS-3050	3.66	505		mg/Kg	++	0.05	0.3		

WG255994CCV1 Tag: Measured: 11/19/2008 1:21:00 PM

Status	Parm_Stored	Type	Value	Dil	Qual	Units	Appv	MDL	RDL	Text Value	Ext Qual
SREV	LEAD	FOUND	0.04918	1		mg/L	++	0.0001	0.0005		
SREV	LEAD	REC	98.4	1		%	++	0.0001	0.0005		

WG255994CCB1 Tag: Measured: 11/19/2008 1:26:00 PM

Status	Parm_Stored	Type	Value	Dil	Qual	Units	Appv	MDL	RDL	Text Value	Ext Qual
SREV	LEAD	FOUND		1	U	mg/L	++	0.0001	0.0005		

L72871-13 Tag: 1 Measured: 11/19/2008 1:30:00 PM

Status	Parm_Stored	Type	Value	Dil	Qual	Units	Appv	MDL	RDL	Text Value	Ext Qual
SREV	LEAD	-MS-3050	4.3	500		mg/Kg	++	0.05	0.3		

L72871-18 Tag: 1 Measured: 11/19/2008 1:34:00 PM

Status	Parm_Stored	Type	Value	Dil	Qual	Units	Appv	MDL	RDL	Text Value	Ext Qual
NEED	LEAD	REG	6.44	500		mg/Kg	++	0.05	0.3		

L72871-18MS Tag: 1 Measured: 11/19/2008 1:39:00 PM

Status	Parm_Stored	Type	Value	Dil	Qual	Units	Appv	MDL	RDL	Text Value	Ext Qual
SREV	LEAD	FOUND	32.73	500		mg/Kg	++	0.05	0.3		
SREV	LEAD	REC	105.2	500		%	++	0.05	0.3		

L72871-18MSD Tag: 1 Measured: 11/19/2008 1:43:00 PM

Status	Parm_Stored	Type	Value	Dil	Qual	Units	Appv	MDL	RDL	Text Value	Ext Qual
SREV	LEAD	FOUND	33.655	500		mg/Kg	++	0.05	0.3		
SREV	LEAD	REC	108.9	500		%	++	0.05	0.3		
SREV	LEAD	RPD	2.79	500		%	++	0.05	0.3		

WG255994CCV2 Tag: Measured: 11/19/2008 1:47:00 PM

Status	Parm_Stored	Type	Value	Dil	Qual	Units	Appv	MDL	RDL	Text Value	Ext Qual
SREV	LEAD	FOUND	0.04881	1		mg/L	++	0.0001	0.0005		
SREV	LEAD	REC	97.6	1		%	++	0.0001	0.0005		

WG255994CCB2 **Tag:** **Measured:** **11/19/2008 1:52:00 PM**

Status	Parm_Stored	Type	Value	Dil	Qual	Units	Appv	MDL	RDL	Text Value	Ext Qual
SREV	LEAD	FOUND		1	U	mg/L	++	0.0001	0.0005		

6020 QC Tune Report

Data File: C:\ICPCHEM\1\DATA\081119at.b\0016TUN.D
Date Acquired: Nov 19 2008 11:48 am
Acq. Method: TN6020.M
Operator: SCP
Sample Name: 6020 Tune
Misc Info:
Vial Number: 1201
Current Method: C:\ICPCHEM\1\METHODS\TN6020.M

RSD (%)

Element	Actual	Required	Flag
7 Li	1.78	5.00	
59 Co	1.28	5.00	
115 In	1.64	5.00	
205 Tl	1.73	5.00	

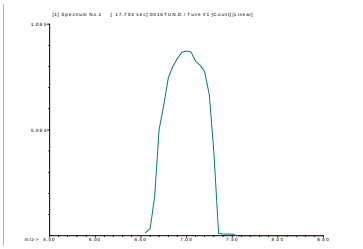

7 Li
Mass Calib.
Actual: 7.00
Required: 6.90 - 7.10
Flag:
Peak Width
Actual: 0.65
Required: 0.90
Flag:

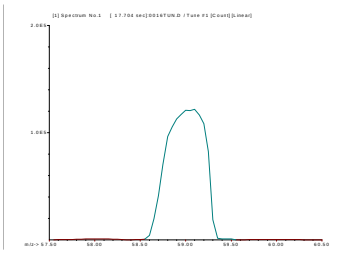

59 Co
Mass Calib.
Actual: 59.05
Required: 58.90 - 59.10
Flag:
Peak Width
Actual: 0.65
Required: 0.90
Flag:

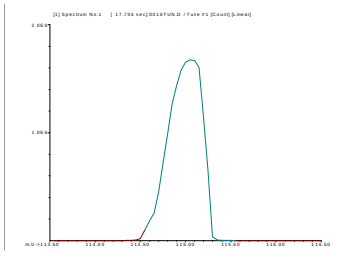

115 In
Mass Calib.
Actual: 115.05
Required: 114.90 - 115.10
Flag:
Peak Width
Actual: 0.60
Required: 0.90
Flag:

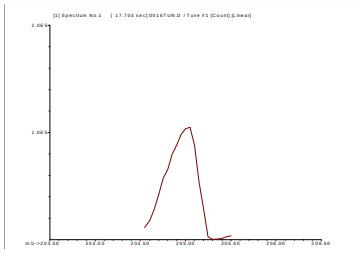

205 Tl
Mass Calib.
Actual: 205.00
Required: 204.90 - 205.10
Flag:
Peak Width
Actual: 0.60
Required: 0.90
Flag:

Sample QC Report

Data File: C:\ICPCHEM\1\DATA\wg255994.b\001SMPL.D\001SMPL.D#
Date Acquired: Nov 19 2008 11:59 am
Acq. Method: T36020A.M
Operator:
Sample Name: wash
Misc Info:
Vial Number: 1101
Current Method: C:\ICPCHEM\1\METHODS\T36020A.M
Calibration File: C:\ICPCHEM\1\CALIB\T36020A.C
Last Cal. Update: Nov 12 2008 03:05 pm
Sample Type: Sample
Dilution Factor: 1.00
Autodil Factor: Undiluted
Final Dil Factor: 1.00

Data Results:
Analytes: Pass
ISTD: Pass

QC Elements

Element	IS Ref	Tune	Corr Conc	Raw Conc	Units	RSD(%)	High Limit	Flag
9 Be	6	3	0.003	0.003	ppb	37.54	200.00	
11 B	6	3	3.578	3.578	ppb	2.33	20.00	
27 Al	72	3	-1.605	-1.605	ppb	9.76	1000.00	
55 Mn	72	3	0.111	0.111	ppb	12.47	200.00	
59 Co	72	3	0.000	0.000	ppb	230.21	200.00	
66 Zn	72	3	-1.442	-1.442	ppb	7.14	1000.00	
98 Mo	115	3	-0.035	-0.035	ppb	6.10	200.00	
107 Ag	115	3	-0.002	-0.002	ppb	117.69	50.00	
111 Cd	115	3	0.002	0.002	ppb	72.98	200.00	
118 Sn	115	3	0.009	0.009	ppb	80.03	200.00	
121 Sb	115	3	-0.007	-0.007	ppb	19.66	25.00	
137 Ba	115	3	-0.012	-0.012	ppb	52.52	200.00	
205 Tl	209	3	0.021	0.021	ppb	36.81	200.00	
208 Pb	209	3	0.014	0.014	ppb	34.57	500.00	
232 Th	209	3	-0.022	-0.022	ppb	0.47	200.00	
238 U	209	3	-0.017	-0.017	ppb	2.18	200.00	

ISTD Elements

Element	Tune	CPS Mean	RSD(%)	Ref Value	Rec(%)	QC Range(%)	Flag
6 Li	3	1367079	1.08	---	#VALUE!	30 - 125	
45 Sc	3	4692296	0.18	---	#VALUE!	30 - 125	
72 Ge	3	864596	0.28	---	#VALUE!	30 - 125	
74 Ge	3	1155292	0.30	---	#VALUE!	30 - 125	
115 In	3	2581253	0.40	---	#VALUE!	30 - 125	
159 Tb	3	3475294	0.26	---	#VALUE!	30 - 125	
209 Bi	3	4111175	0.63	---	#VALUE!	30 - 125	

Tune File# 1 C:\ICPCHEM\1\7500\
Tune File# 2 C:\ICPCHEM\1\7500\
Tune File# 3 C:\ICPCHEM\1\7500\norm.u

ISTD Ref File : ---

0 :Element Failures
0 :ISTD Failures
0 :Max. Number of Failures Allowed
0 :Max. Number of ISTD Failures Allowed

Calibration Blank QC Report

Data File: C:\ICPCHEM\1\DATA\wg255994.b\002CAL
Date Acquired: Nov 19 2008 12:03 pm
Operator:
Sample Name: Calblk
Misc Info:
Vial Number: 1101
Current Method: C:\ICPCHEM\1\METHODS\T36020A.M
Calibration File: C:\ICPCHEM\1\CALIB\T36020A.C
Last Cal Update: Nov 19 2008 12:04 pm
Sample Type: CalBlk
Total Dil Factor: 1.00

QC&ISTD Elements

Element		CPS Mean		SD	RSD(%)
6	Li	1319246.00	A	8744.00	0.66
7	Li		P		
9	Be	18.89	P	3.85	20.38
11	B	14403.19	P	151.10	1.05
27	Al	68449.35	P	722.90	1.06
45	Sc	4535785.00	A	86700.00	1.91
55	Mn	8307.97	P	917.70	11.05
59	Co	163.34	P	18.56	11.36
66	Zn	2613.21	P	639.90	24.49
72	Ge	850068.19	A	12770.00	1.50
74	Ge	1138889.00	A	25550.00	2.24
98	Mo	92.23	P	12.62	13.68
107	Ag	35.56	P	3.85	10.83
111	Cd	26.53	P	7.09	26.70
115	In	2526555.00	A	65190.00	2.58
118	Sn	503.36	P	34.80	6.91
121	Sb	138.89	P	18.89	13.60
137	Ba	66.67	P	5.77	8.66
159	Tb	3393720.00	A	83250.00	2.45
205	Tl	437.80	P	11.71	2.67
208	Pb	1837.93	P	47.88	2.61
209	Bi	3996755.00	A	100600.00	2.52
232	Th	151.48	P	7.40	4.88
238	U	61.11	P	15.75	25.77

Calibration Blank QC Report

Data File: C:\ICPCHEM\1\DATA\wg255994.b\003CAL
Date Acquired: Nov 19 2008 12:07 pm
Operator:
Sample Name: Calblk
Misc Info:
Vial Number: 1102
Current Method: C:\ICPCHEM\1\METHODS\T36020A.M
Calibration File: C:\ICPCHEM\1\CALIB\T36020A.C
Last Cal Update: Nov 19 2008 12:04 pm
Sample Type: CalBlk
Total Dil Factor: 1.00

QC&ISTD Elements

Element		CPS Mean		SD	RSD(%)
6	Li	1331338.00	A	15310.00	1.15
7	Li		P		
9	Be	8.89	P	1.92	21.64
11	B	13158.84	P	347.00	2.64
27	Al	15048.33	P	328.10	2.18
45	Sc	4508702.00	A	59170.00	1.31
55	Mn	6643.79	P	45.27	0.68
59	Co	76.67	P	26.46	34.51
66	Zn	2152.02	P	62.11	2.89
72	Ge	848926.38	A	10410.00	1.23
74	Ge	1142593.00	A	4656.00	0.41
98	Mo	77.78	P	15.03	19.32
107	Ag	47.78	P	13.88	29.05
111	Cd	10.47	P	5.01	47.83
115	In	2542846.00	A	23540.00	0.93
118	Sn	348.91	P	56.70	16.25
121	Sb	138.52	P	11.57	8.35
137	Ba	458.91	P	55.91	12.18
159	Tb	3417044.00	A	22520.00	0.66
205	Tl	360.02	P	72.65	20.18
208	Pb	1539.02	P	83.36	5.42
209	Bi	4031596.00	A	35150.00	0.87
232	Th	145.19	P	19.13	13.18
238	U	24.45	P	12.62	51.63

Calibration Standard QC Report

Data File: C:\ICPCHEM\1\DATA\wg255994.b\004CALS.D\004CALS.D#
Date Acquired: Nov 19 2008 12:12 pm
Operator:
Sample Name: PQV Std
Misc Info:
Vial Number: 1103
Current Method: C:\ICPCHEM\1\METHODS\T36020A.M
Calibration File: C:\ICPCHEM\1\CALIB\T36020A.C
Last Cal Update: Nov 19 2008 12:08 pm
Sample Type: CalStd
Total Dil Factor: 1.00

QC&ISTD Elements

Element	CPS Mean		SD	RSD(%)
6 Li	1299057.00	A	16480.00	1.27
7 Li		P		
9 Be	1473.44	P	5.78	0.39
11 B	14347.62	P	280.60	1.96
27 Al	67980.59	P	338.80	0.50
45 Sc	4427950.00	A	1071.00	0.02
55 Mn	50248.94	P	882.20	1.76
59 Co	3909.50	P	99.72	2.55
66 Zn	16777.04	P	97.60	0.58
72 Ge	824475.13	A	3225.00	0.39
74 Ge	1126153.00	A	7603.00	0.68
98 Mo	11906.01	P	266.90	2.24
107 Ag	2007.98	P	120.10	5.98
111 Cd	797.30	P	39.29	4.93
115 In	2513121.00	A	27380.00	1.09
118 Sn	2592.53	P	62.57	2.41
121 Sb	9423.38	P	72.99	0.77
137 Ba	1132.30	P	10.72	0.95
159 Tb	3356002.00	A	25600.00	0.76
205 Tl	7123.17	P	97.89	1.37
206 Pb	2592.56	P	48.23	1.86
209 Bi	3988472.00	A	38010.00	0.95
232 Th	92192.79	P	511.10	0.55
238 U	9779.39	P	98.39	1.01

ISTD Elements

Element	CPS Mean	RSD(%)	Ref Value	Rec(%)	QC Range(%)	Flag
6 Li	1299056.50	1.27	1331337.80	97.6	30 - 125	
45 Sc	4427950.00	0.02	4508702.50	98.2	30 - 125	
72 Ge	824475.13	0.39	848926.44	97.1	30 - 125	
74 Ge	1126152.60	0.68	1142593.40	98.6	30 - 125	
115 In	2513121.00	1.09	2542846.50	98.8	30 - 125	
159 Tb	3356002.30	0.76	3417044.00	98.2	30 - 125	
209 Bi	3988471.50	0.95	4031596.30	98.9	30 - 125	

ISTD Ref File : C:\ICPCHEM\1\DATA\wg255994.b\003CALB.D\003CALB.D#

--- :Element Failures --- :Max. Number of Failures Allowed
0 :ISTD Failures 0 :Max. Number of ISTD Failures Allowed

Data Results:

Analytes: Pass
ISTD: Pass

Calibration Standard QC Report

Data File: C:\ICPCHEM\1\DATA\wg255994.b\005CALS.D\005CALS.D#
Date Acquired: Nov 19 2008 12:16 pm
Operator:
Sample Name: Level 3 Std
Misc Info:
Vial Number: 1104
Current Method: C:\ICPCHEM\1\METHODS\T36020A.M
Calibration File: C:\ICPCHEM\1\CALIB\T36020A.C
Last Cal Update: Nov 19 2008 12:12 pm
Sample Type: CalStd
Total Dil Factor: 1.00

QC&ISTD Elements

Element	CPS Mean		SD	RSD(%)
6 Li	1276075.00	A	5200.00	0.41
7 Li		P		
9 Be	59425.96	P	830.30	1.40
11 B	15929.09	P	444.00	2.79
27 Al	1194395.00	A	6661.00	0.56
45 Sc	4273252.00	A	52260.00	1.22
55 Mn	365679.19	P	3328.00	0.91
59 Co	319058.31	P	2931.00	0.92
66 Zn	154748.70	P	1412.00	0.91
72 Ge	811787.88	A	9118.00	1.12
74 Ge	1102506.00	A	2352.00	0.21
98 Mo	97117.75	P	178.80	0.18
107 Ag	43931.53	P	377.60	0.86
111 Cd	30886.40	P	211.30	0.68
115 In	2456565.00	A	6902.00	0.28
118 Sn	86442.54	P	572.80	0.66
121 Sb	11474.44	P	123.70	1.08
137 Ba	111011.10	P	1086.00	0.98
159 Tb	3308078.00	A	13120.00	0.40
205 Tl	275962.19	P	2491.00	0.90
206 Pb	244760.50	P	2748.00	1.12
209 Bi	3920566.00	A	46770.00	1.19
232 Th	386156.81	P	3097.00	0.80
238 U	389032.09	P	1090.00	0.28

ISTD Elements

Element	CPS Mean	RSD(%)	Ref Value	Rec(%)	QC Range(%)	Flag
6 Li	1276075.10	0.41	1331337.80	95.8	30 - 125	
45 Sc	4273252.50	1.22	4508702.50	94.8	30 - 125	
72 Ge	811787.88	1.12	848926.44	95.6	30 - 125	
74 Ge	1102506.10	0.21	1142593.40	96.5	30 - 125	
115 In	2456564.80	0.28	2542846.50	96.6	30 - 125	
159 Tb	3308078.30	0.40	3417044.00	96.8	30 - 125	
209 Bi	3920565.80	1.19	4031596.30	97.2	30 - 125	

ISTD Ref File : C:\ICPCHEM\1\DATA\wg255994.b\003CALB.D\003CALB.D#

--- :Element Failures --- :Max. Number of Failures Allowed
0 :ISTD Failures 0 :Max. Number of ISTD Failures Allowed

Data Results:

Analytes: Pass
ISTD: Pass

Calibration Standard QC Report

Data File: C:\ICPCHEM\1\DATA\wg255994.b\006CALS.D\006CALS.D#
Date Acquired: Nov 19 2008 12:20 pm
Operator:
Sample Name: Level 4 Std
Misc Info:
Vial Number: 1105
Current Method: C:\ICPCHEM\1\METHODS\T36020A.M
Calibration File: C:\ICPCHEM\1\CALIB\T36020A.C
Last Cal Update: Nov 19 2008 12:17 pm
Sample Type: CalStd
Total Dil Factor: 1.00

QC&ISTD Elements

Element	CPS Mean		SD	RSD(%)
6 Li	1240261.00	A	18190.00	1.47
7 Li		P		
9 Be	273693.91	P	1240.00	0.45
11 B	34088.60	P	73.47	0.22
27 Al	5302301.00	A	13340.00	0.25
45 Sc	4116814.00	A	55140.00	1.34
55 Mn	1731428.00	A	25190.00	1.45
59 Co	1514371.00	A	5455.00	0.36
66 Zn	718852.88	P	2161.00	0.30
72 Ge	796142.81	A	14570.00	1.83
74 Ge	1069230.00	A	7606.00	0.71
98 Mo	452393.09	P	820.30	0.18
107 Ag	205073.20	P	334.80	0.16
111 Cd	144930.59	P	863.10	0.60
115 In	2389898.00	A	39600.00	1.66
118 Sn	414715.81	P	3068.00	0.74
121 Sb	52262.60	P	94.30	0.18
137 Ba	536121.50	P	5272.00	0.98
159 Tb	3216464.00	A	46690.00	1.45
205 Tl	1401903.00	A	3176.00	0.23
206 Pb	1195612.00	A	9661.00	0.81
209 Bi	3873909.00	A	54910.00	1.42
232 Th	1972164.00	A	22240.00	1.13
238 U	1987546.00	A	11700.00	0.59

ISTD Elements

Element	CPS Mean	RSD(%)	Ref Value	Rec(%)	QC Range(%)	Flag
6 Li	1240260.90	1.47	1331337.80	93.2	30 - 125	
45 Sc	4116813.80	1.34	4508702.50	91.3	30 - 125	
72 Ge	796142.81	1.83	848926.44	93.8	30 - 125	
74 Ge	1069229.60	0.71	1142593.40	93.6	30 - 125	
115 In	2389898.30	1.66	2542846.50	94.0	30 - 125	
159 Tb	3216464.00	1.45	3417044.00	94.1	30 - 125	
209 Bi	3873909.50	1.42	4031596.30	96.1	30 - 125	

ISTD Ref File : C:\ICPCHEM\1\DATA\wg255994.b\003CALB.D\003CALB.D#

--- :Element Failures --- :Max. Number of Failures Allowed
0 :ISTD Failures 0 :Max. Number of ISTD Failures Allowed

Data Results:

Analytes: Pass
ISTD: Pass

Calibration Standard QC Report

Data File: C:\ICPCHEM\1\DATA\wg255994.b\007CALS.D\007CALS.D#
Date Acquired: Nov 19 2008 12:25 pm
Operator:
Sample Name: Level 5 Std
Misc Info:
Vial Number: 1106
Current Method: C:\ICPCHEM\1\METHODS\T36020A.M
Calibration File: C:\ICPCHEM\1\CALIB\T36020A.C
Last Cal Update: Nov 19 2008 12:21 pm
Sample Type: CalStd
Total Dil Factor: 1.00

QC&ISTD Elements

Element	CPS Mean		SD	RSD(%)
6 Li	1234756.00	A	19790.00	1.60
7 Li		P		
9 Be	551392.19	P	582.50	0.11
11 B	58362.88	P	563.00	0.96
27 Al	10506890.00	A	81130.00	0.77
45 Sc	4040332.00	A	60820.00	1.51
55 Mn	3374762.00	A	16940.00	0.50
59 Co	2968591.00	A	13200.00	0.44
66 Zn	1474279.00	A	6570.00	0.45
72 Ge	784913.63	A	5166.00	0.66
74 Ge	1061416.00	A	13880.00	1.31
98 Mo	920097.38	M	9583.00	1.04
107 Ag	411660.00	P	2165.00	0.53
111 Cd	291121.91	P	1712.00	0.59
115 In	2368399.00	A	16400.00	0.69
118 Sn	830063.63	P	6402.00	0.77
121 Sb	105241.70	P	297.30	0.28
137 Ba	1110102.00	A	8459.00	0.76
159 Tb	3173830.00	A	22810.00	0.72
205 Tl	2813311.00	A	18260.00	0.65
206 Pb	2413087.00	A	16010.00	0.66
209 Bi	3826861.00	A	31740.00	0.83
232 Th	3914596.00	A	13200.00	0.34
238 U	3958219.00	A	10350.00	0.26

ISTD Elements

Element	CPS Mean	RSD(%)	Ref Value	Rec(%)	QC Range(%)	Flag
6 Li	1234756.10	1.60	1331337.80	92.7	30 - 125	
45 Sc	4040332.00	1.51	4508702.50	89.6	30 - 125	
72 Ge	784913.56	0.66	848926.44	92.5	30 - 125	
74 Ge	1061416.50	1.31	1142593.40	92.9	30 - 125	
115 In	2368399.30	0.69	2542846.50	93.1	30 - 125	
159 Tb	3173829.50	0.72	3417044.00	92.9	30 - 125	
209 Bi	3826860.80	0.83	4031596.30	94.9	30 - 125	

ISTD Ref File : C:\ICPCHEM\1\DATA\wg255994.b\003CALB.D\003CALB.D#

--- :Element Failures --- :Max. Number of Failures Allowed
0 :ISTD Failures 0 :Max. Number of ISTD Failures Allowed

Data Results:

Analytes: Pass
ISTD: Pass

Initial Calibration Verification (CCV) QC Report

Data File: C:\ICPCHEM\1\DATA\wg255994.b\008_QCS.D\008_QCS.D#
Date Acquired: Nov 19 2008 12:29 pm
Operator:
Sample Name: ICV
Misc Info:
Vial Number: 1107
Current Method: C:\ICPCHEM\1\METHODS\T36020A.M
Calibration File: C:\ICPCHEM\1\CALIB\T36020A.C
Last Cal Update: Nov 19 2008 12:25 pm
Sample Type: QCS
Total Dil Factor: 1.00

Data Results:
Analytes: Pass
ISTD: Pass

QC Elements

Element	IS Ref	Tune	Conc. ppb	RSD(%)	Expected	Rec(%)	QC Range(%)	Flag
9 Be	6	3	50.200	2.57	50.00	100.4	89 - 110	
11 B	6	3	20.540	3.53	20.00	102.7	89 - 110	
27 Al	72	3	107.100	2.50	100.00	107.1	89 - 110	
55 Mn	72	3	50.400	2.53	50.00	100.8	89 - 110	
59 Co	72	3	48.850	2.29	50.00	97.7	89 - 110	
66 Zn	72	3	48.830	2.34	50.00	97.7	89 - 110	
98 Mo	115	3	20.010	2.96	20.00	100.1	89 - 110	
107 Ag	115	3	18.410	3.01	20.00	92.1	89 - 110	
111 Cd	115	3	48.860	2.95	50.00	97.7	89 - 110	
118 Sn	115	3	53.240	3.93	50.00	106.5	89 - 110	
121 Sb	115	3	21.200	2.57	20.00	106.0	89 - 110	
137 Ba	115	3	47.790	3.08	50.00	95.6	89 - 110	
205 Tl	209	3	48.660	2.76	50.00	97.3	89 - 110	
208 Pb	209	3	48.720	2.67	50.00	97.4	89 - 110	
232 Th	209	3	48.880	3.23	50.00	97.8	89 - 110	
238 U	209	3	47.550	2.82	50.00	95.1	89 - 110	

ISTD Elements

Element	Tune	CPS Mean	RSD(%)	Ref Value	Rec(%)	QC Range(%)	Flag
6 Li	3	1240081	2.03	1331338	93.1	30 - 125	
45 Sc	3	4097693	2.02	4508703	90.9	30 - 125	
72 Ge	3	782471	2.07	848926	92.2	30 - 125	
74 Ge	3	1056365	2.12	1142593	92.5	30 - 125	
115 In	3	2383198	2.24	2542847	93.7	30 - 125	
159 Tb	3	3187305	2.13	3417044	93.3	30 - 125	
209 Bi	3	3822463	2.03	4031596	94.8	30 - 125	

Tune File# 1 C:\ICPCHEM\1\7500\
Tune File# 2 C:\ICPCHEM\1\7500\
Tune File# 3 C:\ICPCHEM\1\7500\norm.u

ISTD Ref File : C:\ICPCHEM\1\DATA\wg255994.b\003CALB.D\003CALB.D#

0 :Element Failures
0 :ISTD Failures
0 :Max. Number of Failures Allowed
0 :Max. Number of ISTD Failures Allowed

Continuing Calibration Blank (CCB) QC Report

Data File: C:\ICPCHEM\1\DATA\wg255994.b\009_CCB.D\009_CCB.D#
Date Acquired: Nov 19 2008 12:33 pm
Operator:
Sample Name: ICB
Misc Info:
Vial Number: 1102
Current Method: C:\ICPCHEM\1\METHODS\T36020A.M
Calibration File: C:\ICPCHEM\1\CALIB\T36020A.C
Last Cal Update: Nov 19 2008 12:25 pm
Sample Type: CCB
Total Dil Factor: 1.00

Data Results:
Analytes: Pass
ISTD: Pass

QC Elements

Element	IS Ref	Tune	Conc.	RSD(%)	High Limit	Flag
9 Be	6	3	0.020 ppb	51.41	0.300	
11 B	6	3	-1.302 ppb	6.89	1.500	
27 Al	72	3	-0.004 ppb	1037.40	3.000	
55 Mn	72	3	-0.048 ppb	25.68	1.500	
59 Co	72	3	0.021 ppb	22.36	0.150	
66 Zn	72	3	-0.084 ppb	15.72	6.000	
98 Mo	115	3	0.171 ppb	0.50	1.500	
107 Ag	115	3	0.008 ppb	45.18	0.150	
111 Cd	115	3	0.028 ppb	23.83	0.300	
118 Sn	115	3	0.048 ppb	31.04	0.300	
121 Sb	115	3	0.181 ppb	9.83	1.200	
137 Ba	115	3	0.041 ppb	32.02	0.300	
205 Tl	209	3	0.039 ppb	17.60	0.300	
208 Pb	209	3	0.038 ppb	20.77	0.300	
232 Th	209	3	0.061 ppb	4.20	3.000	
238 U	209	3	0.018 ppb	39.72	0.300	

ISTD Elements

Element	Tune	CPS Mean	RSD(%)	Ref Value	Rec(%)	QC Range(%)	Flag
6 Li	3	1265383	0.47	1331338	95.0	30 - 125	
45 Sc	3	4125646	0.46	4508703	91.5	30 - 125	
72 Ge	3	787504	0.85	848926	92.8	30 - 125	
74 Ge	3	1059748	0.61	1142593	92.7	30 - 125	
115 In	3	2388181	0.68	2542847	93.9	30 - 125	
159 Tb	3	3195035	0.21	3417044	93.5	30 - 125	
209 Bi	3	3843857	0.18	4031596	95.3	30 - 125	

Tune File# 1 C:\ICPCHEM\1\7500\
Tune File# 2 C:\ICPCHEM\1\7500\
Tune File# 3 C:\ICPCHEM\1\7500\norm.u

ISTD Ref File : C:\ICPCHEM\1\DATA\wg255994.b\003CALB.D\003CALB.D#

0 :Element Failures
0 :ISTD Failures

0 :Max. Number of Failures Allowed
0 :Max. Number of ISTD Failures Allowed

Continuing Calibration Blank (CCB) QC Report

Data File: C:\ICPCHEM\1\DATA\wg255994.b\010_CCB.D\010_CCB.D#
Date Acquired: Nov 19 2008 12:37 pm
Operator:
Sample Name: ICSA
Misc Info:
Vial Number: 4510
Current Method: C:\ICPCHEM\1\METHODS\T36020A.M
Calibration File: C:\ICPCHEM\1\CALIB\T36020A.C
Last Cal Update: Nov 19 2008 12:25 pm
Sample Type: CCB
Total Dil Factor: 1.00

Data Results:

Analytes: Fail
ISTD: Pass

QC Elements

Element	IS Ref	Tune	Conc.	RSD(%)	High Limit	Flag
9 Be	6	3	0.018 ppb	46.93	0.300	
11 B	6	3	-1.038 ppb	10.42	1.500	
27 Al	72	3	50640.000 ppb	0.94	3.000	Fail
55 Mn	72	3	0.428 ppb	9.79	1.500	
59 Co	72	3	0.210 ppb	2.15	0.150	Fail
66 Zn	72	3	2.692 ppb	9.13	6.000	
98 Mo	115	3	1027.000 ppb	0.89	1.500	Fail
107 Ag	115	3	0.063 ppb	9.76	0.150	
111 Cd	115	3	0.124 ppb	76.83	0.300	
118 Sn	115	3	0.073 ppb	23.54	0.300	
121 Sb	115	3	0.058 ppb	6.24	1.200	
137 Ba	115	3	0.206 ppb	19.91	0.300	
205 Tl	209	3	0.047 ppb	8.98	0.300	
208 Pb	209	3	0.165 ppb	6.47	0.300	
232 Th	209	3	0.060 ppb	2.72	3.000	
238 U	209	3	0.016 ppb	37.92	0.300	

ISTD Elements

Element	Tune	CPS Mean	RSD(%)	Ref Value	Rec(%)	QC Range(%)	Flag
6 Li	3	1198645	1.09	1331338	90.0	30 - 125	
45 Sc	3	4193196	0.59	4508703	93.0	30 - 125	
72 Ge	3	788332	1.24	848926	92.9	30 - 125	
74 Ge	3	1035457	0.68	1142593	90.6	30 - 125	
115 In	3	2368755	0.88	2542847	93.2	30 - 125	
159 Tb	3	3227621	0.18	3417044	94.5	30 - 125	
209 Bi	3	3602789	0.54	4031596	89.4	30 - 125	

Tune File# 1 C:\ICPCHEM\1\7500\
Tune File# 2 C:\ICPCHEM\1\7500\
Tune File# 3 C:\ICPCHEM\1\7500\norm.u

ISTD Ref File : C:\ICPCHEM\1\DATA\wg255994.b\003CALB.D\003CALB.D#

3 :Element Failures
0 :ISTD Failures

0 :Max. Number of Failures Allowed
0 :Max. Number of ISTD Failures Allowed

Sample QC Report

Data File: C:\ICPCHEM\1\DATA\wg255994.b\011SMPL.D\011SMPL.D#
Date Acquired: Nov 19 2008 12:42 pm
Acq. Method: T36020A.M
Operator:
Sample Name: ICSAB
Misc Info:
Vial Number: 4511
Current Method: C:\ICPCHEM\1\METHODS\T36020A.M
Calibration File: C:\ICPCHEM\1\CALIB\T36020A.C
Last Cal. Update: Nov 19 2008 12:25 pm
Sample Type: Sample
Dilution Factor: 1.00
Autodil Factor: Undiluted
Final Dil Factor: 1.00

Data Results:

Analytes: Fail
ISTD: Pass

QC Elements

Element	IS Ref	Tune	Corr Conc	Raw Conc	Units	RSD(%)	High Limit	Flag
9 Be	6	3	19.270	19.270	ppb	0.23	200.00	
11 B	6	3	2.806	2.806	ppb	2.71	20.00	
27 Al	72	3	50,690.000	50690.000	ppb	0.89	1000.00	OCAL
55 Mn	72	3	19.170	19.170	ppb	0.67	200.00	
59 Co	72	3	18.890	18.890	ppb	0.15	200.00	
66 Zn	72	3	20.760	20.760	ppb	1.07	1000.00	
98 Mo	115	3	1,031.000	1031.000	ppb	0.89	200.00	OCAL
107 Ag	115	3	8.234	8.234	ppb	1.63	50.00	
111 Cd	115	3	19.100	19.100	ppb	1.21	200.00	
118 Sn	115	3	13.830	13.830	ppb	0.76	200.00	
121 Sb	115	3	10.790	10.790	ppb	0.52	25.00	
137 Ba	115	3	19.300	19.300	ppb	1.90	200.00	
205 Tl	209	3	18.880	18.880	ppb	0.39	200.00	
208 Pb	209	3	19.300	19.300	ppb	0.19	500.00	
232 Th	209	3	19.700	19.700	ppb	0.36	200.00	
238 U	209	3	19.580	19.580	ppb	0.37	200.00	

ISTD Elements

Element	Tune	CPS Mean	RSD(%)	Ref Value	Rec(%)	QC Range(%)	Flag
6 Li	3	1236480	0.33	1331338	92.9	30 - 125	
45 Sc	3	4340048	0.41	4508703	96.3	30 - 125	
72 Ge	3	807401	0.61	848926	95.1	30 - 125	
74 Ge	3	1070393	0.63	1142593	93.7	30 - 125	
115 In	3	2445660	0.42	2542847	96.2	30 - 125	
159 Tb	3	3339578	0.92	3417044	97.7	30 - 125	
209 Bi	3	3689696	0.85	4031596	91.5	30 - 125	

Tune File# 1 C:\ICPCHEM\1\7500\
Tune File# 2 C:\ICPCHEM\1\7500\
Tune File# 3 C:\ICPCHEM\1\7500\norm.u

ISTD Ref File : C:\ICPCHEM\1\DATA\wg255994.b\003CALB.D\003CALB.D#

2 :Element Failures 0 :Max. Number of Failures Allowed
0 :ISTD Failures 0 :Max. Number of ISTD Failures Allowed

Continuing Calibration Blank (CCB) QC Report

Data File: C:\ICPCHEM\1\DATA\wg255994.b\012_CCB.D\012_CCB.D#
Date Acquired: Nov 19 2008 12:46 pm
Operator:
Sample Name: wash
Misc Info:
Vial Number: 4512
Current Method: C:\ICPCHEM\1\METHODS\T36020A.M
Calibration File: C:\ICPCHEM\1\CALIB\T36020A.C
Last Cal Update: Nov 19 2008 12:25 pm
Sample Type: CCB
Total Dil Factor: 1.00

Data Results:

Analytes: Fail
ISTD: Pass

QC Elements

Element	IS Ref	Tune	Conc.	RSD(%)	High Limit	Flag
9 Be	6	3	0.011 ppb	32.03	0.300	
11 B	6	3	-1.857 ppb	3.72	1.500	
27 Al	72	3	24.870 ppb	38.26	3.000	Fail
55 Mn	72	3	0.838 ppb	1.56	1.500	
59 Co	72	3	0.033 ppb	15.63	0.150	
66 Zn	72	3	0.260 ppb	29.62	6.000	
98 Mo	115	3	2.684 ppb	1.11	1.500	Fail
107 Ag	115	3	0.007 ppb	46.94	0.150	
111 Cd	115	3	0.013 ppb	64.83	0.300	
118 Sn	115	3	0.056 ppb	15.01	0.300	
121 Sb	115	3	0.063 ppb	7.99	1.200	
137 Ba	115	3	-0.067 ppb	24.00	0.300	
205 Tl	209	3	0.057 ppb	19.42	0.300	
208 Pb	209	3	0.525 ppb	1.86	0.300	Fail
232 Th	209	3	0.015 ppb	25.20	3.000	
238 U	209	3	0.011 ppb	23.78	0.300	

ISTD Elements

Element	Tune	CPS Mean	RSD(%)	Ref Value	Rec(%)	QC Range(%)	Flag
6 Li	3	1242422	0.41	1331338	93.3	30 - 125	
45 Sc	3	4280792	0.19	4508703	94.9	30 - 125	
72 Ge	3	813447	0.46	848926	95.8	30 - 125	
74 Ge	3	1094917	0.32	1142593	95.8	30 - 125	
115 In	3	2482905	0.57	2542847	97.6	30 - 125	
159 Tb	3	3318240	0.27	3417044	97.1	30 - 125	
209 Bi	3	3949947	0.49	4031596	98.0	30 - 125	

Tune File# 1 C:\ICPCHEM\1\7500\
Tune File# 2 C:\ICPCHEM\1\7500\
Tune File# 3 C:\ICPCHEM\1\7500\norm.u

ISTD Ref File : C:\ICPCHEM\1\DATA\wg255994.b\003CALB.D\003CALB.D#

5 :Element Failures
0 :ISTD Failures

0 :Max. Number of Failures Allowed
0 :Max. Number of ISTD Failures Allowed

Sample QC Report

Data File: C:\ICPCHEM\1\DATA\wg255994.b\013SMPL.D\013SMPL.D#
Date Acquired: Nov 19 2008 12:51 pm
Acq. Method: T36020A.M
Operator:
Sample Name: WG255413PBS
Misc Info:
Vial Number: 4101
Current Method: C:\ICPCHEM\1\METHODS\T36020A.M
Calibration File: C:\ICPCHEM\1\CALIB\T36020A.C
Last Cal. Update: Nov 19 2008 12:25 pm
Sample Type: Sample
Dilution Factor: 500.00
Autodil Factor: Undiluted
Final Dil Factor: 500.00

Data Results:
Analytes: Pass
ISTD: Pass

QC Elements

Element	IS Ref	Tune	Corr Conc	Raw Conc	Units	RSD(%)	High Limit	Flag
9 Be	6	3	-0.244	0.000	ppb	335.52	200.00	
11 B	6	3	-818.500	-1.637	ppb	2.31	20.00	
27 Al	72	3	1,142.500	2.285	ppb	7.51	1000.00	
55 Mn	72	3	48.235	0.096	ppb	14.36	200.00	
59 Co	72	3	2.190	0.004	ppb	38.96	200.00	
66 Zn	72	3	308.350	0.617	ppb	6.97	1000.00	
98 Mo	115	3	319.950	0.640	ppb	3.05	200.00	
107 Ag	115	3	1.686	0.003	ppb	64.03	50.00	
111 Cd	115	3	2.908	0.006	ppb	54.21	200.00	
118 Sn	115	3	4,469.500	8.939	ppb	0.76	200.00	
121 Sb	115	3	161.150	0.322	ppb	0.18	25.00	
137 Ba	115	3	-59.200	-0.118	ppb	12.08	200.00	
205 Tl	209	3	-1.593	-0.003	ppb	62.05	200.00	
208 Pb	209	3	24.815	0.050	ppb	4.63	500.00	
232 Th	209	3	3.419	0.007	ppb	3.94	200.00	
238 U	209	3	0.434	0.001	ppb	77.52	200.00	

ISTD Elements

Element	Tune	CPS Mean	RSD(%)	Ref Value	Rec(%)	QC Range(%)	Flag
6 Li	3	1392288	0.53	1331338	104.6	30 - 125	
45 Sc	3	4270891	0.09	4508703	94.7	30 - 125	
72 Ge	3	808256	0.17	848926	95.2	30 - 125	
74 Ge	3	1094194	0.95	1142593	95.8	30 - 125	
115 In	3	2475732	0.93	2542847	97.4	30 - 125	
159 Tb	3	3310004	0.38	3417044	96.9	30 - 125	
209 Bi	3	3903725	0.31	4031596	96.8	30 - 125	

Tune File# 1 C:\ICPCHEM\1\7500\
Tune File# 2 C:\ICPCHEM\1\7500\
Tune File# 3 C:\ICPCHEM\1\7500\norm.u

ISTD Ref File : C:\ICPCHEM\1\DATA\wg255994.b\003CALB.D\003CALB.D#

0 :Element Failures
0 :ISTD Failures
0 :Max. Number of Failures Allowed
0 :Max. Number of ISTD Failures Allowed

Sample QC Report

Data File: C:\ICPCHEM\1\DATA\wg255994.b\014SMPL.D\014SMPL.D#
Date Acquired: Nov 19 2008 12:55 pm
Acq. Method: T36020A.M
Operator:
Sample Name: WG255413LCSS
Misc Info:
Vial Number: 4102
Current Method: C:\ICPCHEM\1\METHODS\T36020A.M
Calibration File: C:\ICPCHEM\1\CALIB\T36020A.C
Last Cal. Update: Nov 19 2008 12:25 pm
Sample Type: Sample
Dilution Factor: 5000.00
Autodil Factor: Undiluted
Final Dil Factor: 5000.00

Data Results:

Analytes: Fail
ISTD: Pass

QC Elements

Element	IS Ref	Tune	Corr Conc	Raw Conc	Units	RSD(%)	High Limit	Flag
9 Be	6	3	83,200.000	16.640	ppb	2.53	200.00	
11 B	6	3	###########	22.440	ppb	4.60	20.00	OCAL
27 Al	72	3	###########	2718.000	ppb	2.41	1000.00	OCAL
55 Mn	72	3	###########	126.900	ppb	2.78	200.00	
59 Co	72	3	###########	45.370	ppb	3.10	200.00	
66 Zn	72	3	###########	68.830	ppb	2.78	1000.00	
98 Mo	115	3	86,600.000	17.320	ppb	3.65	200.00	
107 Ag	115	3	61,100.000	12.220	ppb	3.19	50.00	
111 Cd	115	3	###########	54.410	ppb	3.71	200.00	
118 Sn	115	3	###########	31.920	ppb	3.48	200.00	
121 Sb	115	3	###########	25.690	ppb	3.46	25.00	OCAL
137 Ba	115	3	###########	54.220	ppb	4.06	200.00	
205 Tl	209	3	###########	61.870	ppb	3.01	200.00	
208 Pb	209	3	###########	27.640	ppb	2.99	500.00	
232 Th	209	3	12,850.000	2.570	ppb	3.35	200.00	
238 U	209	3	2,299.000	0.460	ppb	2.87	200.00	

ISTD Elements

Element	Tune	CPS Mean	RSD(%)	Ref Value	Rec(%)	QC Range(%)	Flag
6 Li	3	1258606	2.52	1331338	94.5	30 - 125	
45 Sc	3	4242281	3.40	4508703	94.1	30 - 125	
72 Ge	3	821932	2.30	848926	96.8	30 - 125	
74 Ge	3	1109025	2.16	1142593	97.1	30 - 125	
115 In	3	2455555	2.97	2542847	96.6	30 - 125	
159 Tb	3	3287530	2.46	3417044	96.2	30 - 125	
209 Bi	3	3873797	2.15	4031596	96.1	30 - 125	

Tune File# 1 C:\ICPCHEM\1\7500\
Tune File# 2 C:\ICPCHEM\1\7500\
Tune File# 3 C:\ICPCHEM\1\7500\norm.u

ISTD Ref File : C:\ICPCHEM\1\DATA\wg255994.b\003CALB.D\003CALB.D#

3 :Element Failures — 0 :Max. Number of Failures Allowed
0 :ISTD Failures — 0 :Max. Number of ISTD Failures Allowed

Sample QC Report

Data File: C:\ICPCHEM\1\DATA\wg255994.b\015SMPL.D\015SMPL.D#
Date Acquired: Nov 19 2008 12:59 pm
Acq. Method: T36020A.M
Operator:
Sample Name: WG255413LCSSD
Misc Info:
Vial Number: 4103
Current Method: C:\ICPCHEM\1\METHODS\T36020A.M
Calibration File: C:\ICPCHEM\1\CALIB\T36020A.C
Last Cal. Update: Nov 19 2008 12:25 pm
Sample Type: Sample
Dilution Factor: 5000.00
Autodil Factor: Undiluted
Final Dil Factor: 5000.00

Data Results:
Analytes: Fail
ISTD: Pass

QC Elements

Element	IS Ref	Tune	Corr Conc	Raw Conc	Units	RSD(%)	High Limit	Flag
9 Be	6	3	82,950.000	16.590	ppb	1.32	200.00	
11 B	6	3	###########	21.390	ppb	1.12	20.00	OCAL
27 Al	72	3	###########	2760.000	ppb	1.51	1000.00	OCAL
55 Mn	72	3	###########	124.600	ppb	0.66	200.00	
59 Co	72	3	###########	43.990	ppb	0.89	200.00	
66 Zn	72	3	###########	65.460	ppb	1.39	1000.00	
98 Mo	115	3	80,650.000	16.130	ppb	0.03	200.00	
107 Ag	115	3	60,600.000	12.120	ppb	1.20	50.00	
111 Cd	115	3	###########	52.900	ppb	1.25	200.00	
118 Sn	115	3	###########	31.250	ppb	1.39	200.00	
121 Sb	115	3	###########	24.580	ppb	1.31	25.00	
137 Ba	115	3	###########	51.250	ppb	0.26	200.00	
205 Tl	209	3	###########	58.700	ppb	0.91	200.00	
208 Pb	209	3	###########	26.900	ppb	0.73	500.00	
232 Th	209	3	11,075.000	2.215	ppb	1.58	200.00	
238 U	209	3	2,116.000	0.423	ppb	1.56	200.00	

ISTD Elements

Element	Tune	CPS Mean	RSD(%)	Ref Value	Rec(%)	QC Range(%)	Flag
6 Li	3	1257011	0.97	1331338	94.4	30 - 125	
45 Sc	3	4295374	0.43	4508703	95.3	30 - 125	
72 Ge	3	812998	0.69	848926	95.8	30 - 125	
74 Ge	3	1088976	0.86	1142593	95.3	30 - 125	
115 In	3	2446068	0.70	2542847	96.2	30 - 125	
159 Tb	3	3273484	0.99	3417044	95.8	30 - 125	
209 Bi	3	3871268	0.36	4031596	96.0	30 - 125	

Tune File# 1 C:\ICPCHEM\1\7500\
Tune File# 2 C:\ICPCHEM\1\7500\
Tune File# 3 C:\ICPCHEM\1\7500\norm.u

ISTD Ref File : C:\ICPCHEM\1\DATA\wg255994.b\003CALB.D\003CALB.D#

2 :Element Failures
0 :ISTD Failures

0 :Max. Number of Failures Allowed
0 :Max. Number of ISTD Failures Allowed

Sample QC Report

Data File: C:\ICPCHEM\1\DATA\wg255994.b\016SMPL.D\016SMPL.D#
Date Acquired: Nov 19 2008 01:04 pm
Acq. Method: T36020A.M
Operator:
Sample Name: L72871-01
Misc Info:
Vial Number: 4104
Current Method: C:\ICPCHEM\1\METHODS\T36020A.M
Calibration File: C:\ICPCHEM\1\CALIB\T36020A.C
Last Cal. Update: Nov 19 2008 12:25 pm
Sample Type: Sample
Dilution Factor: 500.00
Autodil Factor: Undiluted
Final Dil Factor: 500.00

Data Results:

Analytes: Fail
ISTD: Pass

QC Elements

Element	IS Ref	Tune	Corr Conc	Raw Conc	Units	RSD(%)	High Limit	Flag
9 Be	6	3	255.450	0.511	ppb	6.16	200.00	
11 B	6	3	59.350	0.119	ppb	95.54	20.00	
27 Al	72	3	###########	10270.000	ppb	1.24	1000.00	OCAL
55 Mn	72	3	###########	392.400	ppb	1.55	200.00	OCAL
59 Co	72	3	4,952.000	9.904	ppb	0.87	200.00	
66 Zn	72	3	29,405.000	58.810	ppb	1.26	1000.00	
98 Mo	115	3	52,450.000	104.900	ppb	0.28	200.00	
107 Ag	115	3	212.500	0.425	ppb	4.56	50.00	
111 Cd	115	3	183.350	0.367	ppb	5.25	200.00	
118 Sn	115	3	5,230.000	10.460	ppb	0.38	200.00	
121 Sb	115	3	291.000	0.582	ppb	1.25	25.00	
137 Ba	115	3	81,750.000	163.500	ppb	0.52	200.00	
205 Tl	209	3	363.550	0.727	ppb	3.07	200.00	
208 Pb	209	3	2,452.500	4.905	ppb	0.38	500.00	
232 Th	209	3	13,505.000	27.010	ppb	0.34	200.00	
238 U	209	3	4,916.500	9.833	ppb	0.66	200.00	

ISTD Elements

Element	Tune	CPS Mean	RSD(%)	Ref Value	Rec(%)	QC Range(%)	Flag
6 Li	3	1395359	0.45	1331338	104.8	30 - 125	
45 Sc	3	4284109	0.97	4508703	95.0	30 - 125	
72 Ge	3	804027	0.86	848926	94.7	30 - 125	
74 Ge	3	1065689	0.61	1142593	93.3	30 - 125	
115 In	3	2390686	0.61	2542847	94.0	30 - 125	
159 Tb	3	3248688	0.03	3417044	95.1	30 - 125	
209 Bi	3	3738415	1.14	4031596	92.7	30 - 125	

Tune File# 1 C:\ICPCHEM\1\7500\
Tune File# 2 C:\ICPCHEM\1\7500\
Tune File# 3 C:\ICPCHEM\1\7500\norm.u

ISTD Ref File : C:\ICPCHEM\1\DATA\wg255994.b\003CALB.D\003CALB.D#

2 :Element Failures
0 :ISTD Failures

0 :Max. Number of Failures Allowed
0 :Max. Number of ISTD Failures Allowed

Sample QC Report

Data File: C:\ICPCHEM\1\DATA\wg255994.b\017SMPL.D\017SMPL.D#
Date Acquired: Nov 19 2008 01:08 pm
Acq. Method: T36020A.M
Operator:
Sample Name: L72871-01SDL
Misc Info:
Vial Number: 4105
Current Method: C:\ICPCHEM\1\METHODS\T36020A.M
Calibration File: C:\ICPCHEM\1\CALIB\T36020A.C
Last Cal. Update: Nov 19 2008 12:25 pm
Sample Type: Sample
Dilution Factor: 500.00
Autodil Factor: Undiluted
Final Dil Factor: 500.00

Data Results:

Analytes: Fail
ISTD: Pass

QC Elements

Element	IS Ref	Tune	Corr Conc	Raw Conc	Units	RSD(%)	High Limit	Flag
9 Be	6	3	50.200	0.100	ppb	9.33	200.00	
11 B	6	3	-818.500	-1.637	ppb	6.49	20.00	
27 Al	72	3	###########	1925.000	ppb	1.50	1000.00	OCAL
55 Mn	72	3	39,250.000	78.500	ppb	0.55	200.00	
59 Co	72	3	961.500	1.923	ppb	1.56	200.00	
66 Zn	72	3	5,740.000	11.480	ppb	1.13	1000.00	
98 Mo	115	3	10,055.000	20.110	ppb	1.45	200.00	
107 Ag	115	3	38.270	0.077	ppb	7.78	50.00	
111 Cd	115	3	43.110	0.086	ppb	17.92	200.00	
118 Sn	115	3	994.500	1.989	ppb	2.01	200.00	
121 Sb	115	3	36.720	0.073	ppb	4.05	25.00	
137 Ba	115	3	15,520.000	31.040	ppb	0.31	200.00	
205 Tl	209	3	108.000	0.216	ppb	8.88	200.00	
208 Pb	209	3	479.850	0.960	ppb	1.13	500.00	
232 Th	209	3	2,543.500	5.087	ppb	0.73	200.00	
238 U	209	3	916.000	1.832	ppb	1.05	200.00	

ISTD Elements

Element	Tune	CPS Mean	RSD(%)	Ref Value	Rec(%)	QC Range(%)	Flag
6 Li	3	1302391	1.08	1331338	97.8	30 - 125	
45 Sc	3	4251642	0.63	4508703	94.3	30 - 125	
72 Ge	3	828918	1.01	848926	97.6	30 - 125	
74 Ge	3	1108965	0.61	1142593	97.1	30 - 125	
115 In	3	2459056	0.33	2542847	96.7	30 - 125	
159 Tb	3	3290605	1.12	3417044	96.3	30 - 125	
209 Bi	3	3870511	0.78	4031596	96.0	30 - 125	

Tune File# 1 C:\ICPCHEM\1\7500\
Tune File# 2 C:\ICPCHEM\1\7500\
Tune File# 3 C:\ICPCHEM\1\7500\norm.u

ISTD Ref File : C:\ICPCHEM\1\DATA\wg255994.b\003CALB.D\003CALB.D#

1 :Element Failures
0 :ISTD Failures

0 :Max. Number of Failures Allowed
0 :Max. Number of ISTD Failures Allowed

Sample QC Report

Data File: C:\ICPCHEM\1\DATA\wg255994.b\018SMPL.D\018SMPL.D#
Date Acquired: Nov 19 2008 01:13 pm
Acq. Method: T36020A.M
Operator:
Sample Name: L72871-02
Misc Info:
Vial Number: 4106
Current Method: C:\ICPCHEM\1\METHODS\T36020A.M
Calibration File: C:\ICPCHEM\1\CALIB\T36020A.C
Last Cal. Update: Nov 19 2008 12:25 pm
Sample Type: Sample
Dilution Factor: 505.00
Autodil Factor: Undiluted
Final Dil Factor: 505.00

Data Results:

Analytes: Fail
ISTD: Pass

QC Elements

Element	IS Ref	Tune	Corr Conc	Raw Conc	Units	RSD(%)	High Limit	Flag
9 Be	6	3	340.320	0.674	ppb	2.44	200.00	
11 B	6	3	494.193	0.979	ppb	22.88	20.00	
27 Al	72	3	###########	11240.000	ppb	2.64	1000.00	OCAL
55 Mn	72	3	###########	362.500	ppb	1.37	200.00	OCAL
59 Co	72	3	5,716.600	11.320	ppb	1.68	200.00	
66 Zn	72	3	38,491.100	76.220	ppb	2.03	1000.00	
98 Mo	115	3	51,661.500	102.300	ppb	2.60	200.00	
107 Ag	115	3	288.507	0.571	ppb	1.31	50.00	
111 Cd	115	3	254.369	0.504	ppb	6.87	200.00	
118 Sn	115	3	5,398.450	10.690	ppb	2.89	200.00	
121 Sb	115	3	256.035	0.507	ppb	2.55	25.00	
137 Ba	115	3	92,364.500	182.900	ppb	2.25	200.00	
205 Tl	209	3	154.884	0.307	ppb	4.54	200.00	
208 Pb	209	3	3,160.290	6.258	ppb	1.39	500.00	
232 Th	209	3	12,963.350	25.670	ppb	1.54	200.00	
238 U	209	3	3,759.725	7.445	ppb	1.31	200.00	

ISTD Elements

Element	Tune	CPS Mean	RSD(%)	Ref Value	Rec(%)	QC Range(%)	Flag
6 Li	3	1440335	1.43	1331338	108.2	30 - 125	
45 Sc	3	4209024	2.37	4508703	93.4	30 - 125	
72 Ge	3	800415	1.80	848926	94.3	30 - 125	
74 Ge	3	1066780	1.97	1142593	93.4	30 - 125	
115 In	3	2400660	2.91	2542847	94.4	30 - 125	
159 Tb	3	3231098	2.76	3417044	94.6	30 - 125	
209 Bi	3	3733165	1.87	4031596	92.6	30 - 125	

Tune File# 1 C:\ICPCHEM\1\7500\
Tune File# 2 C:\ICPCHEM\1\7500\
Tune File# 3 C:\ICPCHEM\1\7500\norm.u

ISTD Ref File : C:\ICPCHEM\1\DATA\wg255994.b\003CALB.D\003CALB.D#

2 :Element Failures
0 :ISTD Failures

0 :Max. Number of Failures Allowed
0 :Max. Number of ISTD Failures Allowed

Sample QC Report

Data File: C:\ICPCHEM\1\DATA\wg255994.b\019SMPL.D\019SMPL.D#
Date Acquired: Nov 19 2008 01:17 pm
Acq. Method: T36020A.M
Operator:
Sample Name: L72871-03
Misc Info:
Vial Number: 4107
Current Method: C:\ICPCHEM\1\METHODS\T36020A.M
Calibration File: C:\ICPCHEM\1\CALIB\T36020A.C
Last Cal. Update: Nov 19 2008 12:25 pm
Sample Type: Sample
Dilution Factor: 505.00
Autodil Factor: Undiluted
Final Dil Factor: 505.00

Data Results:

Analytes: Fail
ISTD: Pass

QC Elements

Element	IS Ref	Tune	Corr Conc	Raw Conc	Units	RSD(%)	High Limit	Flag
9 Be	6	3	387.840	0.768	ppb	5.03	200.00	
11 B	6	3	405.465	0.803	ppb	14.39	20.00	
27 Al	72	3	###########	15920.000	ppb	1.44	1000.00	OCAL
55 Mn	72	3	###########	448.200	ppb	1.01	200.00	OCAL
59 Co	72	3	8,236.550	16.310	ppb	0.50	200.00	
66 Zn	72	3	50,651.500	100.300	ppb	0.46	1000.00	
98 Mo	115	3	68,175.000	135.000	ppb	1.48	200.00	
107 Ag	115	3	291.587	0.577	ppb	0.97	50.00	
111 Cd	115	3	267.246	0.529	ppb	3.24	200.00	
118 Sn	115	3	5,484.300	10.860	ppb	1.34	200.00	
121 Sb	115	3	207.606	0.411	ppb	2.84	25.00	
137 Ba	115	3	71,205.000	141.000	ppb	1.90	200.00	
205 Tl	209	3	208.818	0.414	ppb	4.01	200.00	
208 Pb	209	3	3,661.755	7.251	ppb	0.85	500.00	
232 Th	209	3	11,094.850	21.970	ppb	1.33	200.00	
238 U	209	3	4,653.070	9.214	ppb	0.84	200.00	

ISTD Elements

Element	Tune	CPS Mean	RSD(%)	Ref Value	Rec(%)	QC Range(%)	Flag
6 Li	3	1468735	2.24	1331338	110.3	30 - 125	
45 Sc	3	4292545	1.16	4508703	95.2	30 - 125	
72 Ge	3	823828	0.47	848926	97.0	30 - 125	
74 Ge	3	1091573	1.03	1142593	95.5	30 - 125	
115 In	3	2456163	1.69	2542847	96.6	30 - 125	
159 Tb	3	3336072	0.92	3417044	97.6	30 - 125	
209 Bi	3	3813058	1.56	4031596	94.6	30 - 125	

Tune File# 1 C:\ICPCHEM\1\7500\
Tune File# 2 C:\ICPCHEM\1\7500\
Tune File# 3 C:\ICPCHEM\1\7500\norm.u

ISTD Ref File : C:\ICPCHEM\1\DATA\wg255994.b\003CALB.D\003CALB.D#

2 :Element Failures
0 :ISTD Failures

0 :Max. Number of Failures Allowed
0 :Max. Number of ISTD Failures Allowed

Continuing Calibration Verification (CCV) QC Report

Data File: C:\ICPCHEM\1\DATA\wg255994.b\020_CCV.D\020_CCV.D#
Date Acquired: Nov 19 2008 01:21 pm
Operator:
Sample Name: CCV
Misc Info:
Vial Number: 1107
Current Method: C:\ICPCHEM\1\METHODS\T36020A.M
Calibration File: C:\ICPCHEM\1\CALIB\T36020A.C
Last Cal Update: Nov 19 2008 12:25 pm
Sample Type: CCV
Total Dil Factor: 1.00

Data Results:
Analytes: Pass
ISTD: Pass

QC Elements

Element	IS Ref	Tune	Conc. ppb	RSD(%)	Expected	Rec(%)	QC Range(%)	Flag
9 Be	6	3	49.510	1.46	50.00	99.0	89 - 110	
11 B	6	3	18.160	1.76	20.00	90.8	89 - 110	
27 Al	72	3	107.700	4.02	100.00	107.7	89 - 110	
55 Mn	72	3	49.730	2.93	50.00	99.5	89 - 110	
59 Co	72	3	48.770	2.98	50.00	97.5	89 - 110	
66 Zn	72	3	47.990	2.68	50.00	96.0	89 - 110	
98 Mo	115	3	20.320	3.02	20.00	101.6	89 - 110	
107 Ag	115	3	18.820	2.10	20.00	94.1	89 - 110	
111 Cd	115	3	49.450	2.19	50.00	98.9	89 - 110	
118 Sn	115	3	53.560	2.46	50.00	107.1	89 - 110	
121 Sb	115	3	20.940	3.06	20.00	104.7	89 - 110	
137 Ba	115	3	48.060	3.20	50.00	96.1	89 - 110	
205 Tl	209	3	49.360	1.50	50.00	98.7	89 - 110	
208 Pb	209	3	49.180	1.38	50.00	98.4	89 - 110	
232 Th	209	3	48.980	1.70	50.00	98.0	89 - 110	
238 U	209	3	47.480	1.68	50.00	95.0	89 - 110	

ISTD Elements

Element	Tune	CPS Mean	RSD(%)	Ref Value	Rec(%)	QC Range(%)	Flag
6 Li	3	1333636	0.79	1331338	100.2	30 - 125	
45 Sc	3	4097737	2.53	4508703	90.9	30 - 125	
72 Ge	3	801393	3.10	848926	94.4	30 - 125	
74 Ge	3	1085524	2.30	1142593	95.0	30 - 125	
115 In	3	2431188	2.72	2542847	95.6	30 - 125	
159 Tb	3	3238764	2.06	3417044	94.8	30 - 125	
209 Bi	3	3849468	1.79	4031596	95.5	30 - 125	

Tune File# 1 C:\ICPCHEM\1\7500\
Tune File# 2 C:\ICPCHEM\1\7500\
Tune File# 3 C:\ICPCHEM\1\7500\norm.u

ISTD Ref File : C:\ICPCHEM\1\DATA\wg255994.b\003CALB.D\003CALB.D#

0 :Element Failures
0 :ISTD Failures

0 :Max. Number of Failures Allowed
0 :Max. Number of ISTD Failures Allowed

Continuing Calibration Blank (CCB) QC Report

Data File: C:\ICPCHEM\1\DATA\wg255994.b\021_CCB.D\021_CCB.D#
Date Acquired: Nov 19 2008 01:26 pm
Operator:
Sample Name: CCB
Misc Info:
Vial Number: 1102
Current Method: C:\ICPCHEM\1\METHODS\T36020A.M
Calibration File: C:\ICPCHEM\1\CALIB\T36020A.C
Last Cal Update: Nov 19 2008 12:25 pm
Sample Type: CCB
Total Dil Factor: 1.00

Data Results:
Analytes: Pass
ISTD: Pass

QC Elements

Element	IS Ref	Tune	Conc.	RSD(%)	High Limit	Flag
9 Be	6	3	0.004 ppb	80.80	0.300	
11 B	6	3	-2.110 ppb	0.82	1.500	
27 Al	72	3	0.150 ppb	115.72	3.000	
55 Mn	72	3	-0.035 ppb	49.71	1.500	
59 Co	72	3	0.006 ppb	80.30	0.150	
66 Zn	72	3	-0.298 ppb	15.80	6.000	
98 Mo	115	3	0.170 ppb	1.13	1.500	
107 Ag	115	3	0.001 ppb	268.66	0.150	
111 Cd	115	3	0.014 ppb	14.24	0.300	
118 Sn	115	3	0.023 ppb	24.37	0.300	
121 Sb	115	3	0.125 ppb	4.47	1.200	
137 Ba	115	3	0.016 ppb	60.70	0.300	
205 Tl	209	3	0.055 ppb	11.98	0.300	
208 Pb	209	3	0.009 ppb	53.77	0.300	
232 Th	209	3	0.030 ppb	6.59	3.000	
238 U	209	3	0.007 ppb	58.88	0.300	

ISTD Elements

Element	Tune	CPS Mean	RSD(%)	Ref Value	Rec(%)	QC Range(%)	Flag
6 Li	3	1345726	0.83	1331338	101.1	30 - 125	
45 Sc	3	4141188	0.31	4508703	91.8	30 - 125	
72 Ge	3	800161	1.31	848926	94.3	30 - 125	
74 Ge	3	1085450	0.59	1142593	95.0	30 - 125	
115 In	3	2449553	0.68	2542847	96.3	30 - 125	
159 Tb	3	3248327	0.07	3417044	95.1	30 - 125	
209 Bi	3	3850861	0.53	4031596	95.5	30 - 125	

Tune File# 1 C:\ICPCHEM\1\7500\
Tune File# 2 C:\ICPCHEM\1\7500\
Tune File# 3 C:\ICPCHEM\1\7500\norm.u

ISTD Ref File : C:\ICPCHEM\1\DATA\wg255994.b\003CALB.D\003CALB.D#

0 :Element Failures
0 :ISTD Failures

0 :Max. Number of Failures Allowed
0 :Max. Number of ISTD Failures Allowed

Sample QC Report

Data File: C:\ICPCHEM\1\DATA\wg255994.b\022SMPL.D\022SMPL.D#
Date Acquired: Nov 19 2008 01:30 pm
Acq. Method: T36020A.M
Operator:
Sample Name: L72871-13
Misc Info:
Vial Number: 4108
Current Method: C:\ICPCHEM\1\METHODS\T36020A.M
Calibration File: C:\ICPCHEM\1\CALIB\T36020A.C
Last Cal. Update: Nov 19 2008 12:25 pm
Sample Type: Sample
Dilution Factor: 500.00
Autodil Factor: Undiluted
Final Dil Factor: 500.00

Data Results:

Analytes: Fail
ISTD: Pass

QC Elements

Element	IS Ref	Tune	Corr Conc	Raw Conc	Units	RSD(%)	High Limit	Flag
9 Be	6	3	434.450	0.869	ppb	2.36	200.00	
11 B	6	3	329.250	0.659	ppb	14.09	20.00	
27 Al	72	3	###########	32070.000	ppb	1.47	1000.00	OCAL
55 Mn	72	3	###########	870.400	ppb	1.54	200.00	OCAL
59 Co	72	3	14,280.000	28.560	ppb	1.40	200.00	
66 Zn	72	3	77,150.000	154.300	ppb	0.96	1000.00	
98 Mo	115	3	35,795.000	71.590	ppb	1.36	200.00	
107 Ag	115	3	287.450	0.575	ppb	2.11	50.00	
111 Cd	115	3	238.250	0.477	ppb	12.34	200.00	
118 Sn	115	3	5,805.000	11.610	ppb	0.16	200.00	
121 Sb	115	3	338.750	0.678	ppb	1.26	25.00	
137 Ba	115	3	###########	273.200	ppb	0.28	200.00	OCAL
205 Tl	209	3	457.450	0.915	ppb	1.28	200.00	
208 Pb	209	3	4,297.500	8.595	ppb	1.95	500.00	
232 Th	209	3	7,285.000	14.570	ppb	1.45	200.00	
238 U	209	3	2,944.500	5.889	ppb	1.27	200.00	

ISTD Elements

Element	Tune	CPS Mean	RSD(%)	Ref Value	Rec(%)	QC Range(%)	Flag
6 Li	3	1411274	1.40	1331338	106.0	30 - 125	
45 Sc	3	4328420	0.39	4508703	96.0	30 - 125	
72 Ge	3	807095	0.88	848926	95.1	30 - 125	
74 Ge	3	1050327	0.99	1142593	91.9	30 - 125	
115 In	3	2374679	0.97	2542847	93.4	30 - 125	
159 Tb	3	3267059	0.38	3417044	95.6	30 - 125	
209 Bi	3	3658263	0.54	4031596	90.7	30 - 125	

Tune File# 1 C:\ICPCHEM\1\7500\
Tune File# 2 C:\ICPCHEM\1\7500\
Tune File# 3 C:\ICPCHEM\1\7500\norm.u

ISTD Ref File : C:\ICPCHEM\1\DATA\wg255994.b\003CALB.D\003CALB.D#

3 :Element Failures — 0 :Max. Number of Failures Allowed
0 :ISTD Failures — 0 :Max. Number of ISTD Failures Allowed

Sample QC Report

Data File: C:\ICPCHEM\1\DATA\wg255994.b\023SMPL.D\023SMPL.D#
Date Acquired: Nov 19 2008 01:34 pm
Acq. Method: T36020A.M
Operator:
Sample Name: L72871-18
Misc Info:
Vial Number: 4109
Current Method: C:\ICPCHEM\1\METHODS\T36020A.M
Calibration File: C:\ICPCHEM\1\CALIB\T36020A.C
Last Cal. Update: Nov 19 2008 12:25 pm
Sample Type: Sample
Dilution Factor: 500.00
Autodil Factor: Undiluted
Final Dil Factor: 500.00

Data Results:

Analytes: Fail
ISTD: Pass

QC Elements

Element	IS Ref	Tune	Corr Conc	Raw Conc	Units	RSD(%)	High Limit	Flag
9 Be	6	3	386.350	0.773	ppb	0.41	200.00	
11 B	6	3	21.525	0.043	ppb	107.41	20.00	
27 Al	72	3	###########	25910.000	ppb	0.30	1000.00	OCAL
55 Mn	72	3	###########	701.500	ppb	1.02	200.00	OCAL
59 Co	72	3	13,160.000	26.320	ppb	1.28	200.00	
66 Zn	72	3	63,600.000	127.200	ppb	0.91	1000.00	
98 Mo	115	3	63,400.000	126.800	ppb	1.31	200.00	
107 Ag	115	3	255.900	0.512	ppb	3.71	50.00	
111 Cd	115	3	234.050	0.468	ppb	9.14	200.00	
118 Sn	115	3	5,125.000	10.250	ppb	2.67	200.00	
121 Sb	115	3	236.650	0.473	ppb	3.85	25.00	
137 Ba	115	3	###########	212.600	ppb	1.96	200.00	OCAL
205 Tl	209	3	383.850	0.768	ppb	2.70	200.00	
208 Pb	209	3	6,435.000	12.870	ppb	1.50	500.00	
232 Th	209	3	6,140.000	12.280	ppb	1.32	200.00	
238 U	209	3	2,498.000	4.996	ppb	1.46	200.00	

ISTD Elements

Element	Tune	CPS Mean	RSD(%)	Ref Value	Rec(%)	QC Range(%)	Flag
6 Li	3	1475852	0.90	1331338	110.9	30 - 125	
45 Sc	3	4401172	0.97	4508703	97.6	30 - 125	
72 Ge	3	835202	0.66	848926	98.4	30 - 125	
74 Ge	3	1103902	0.94	1142593	96.6	30 - 125	
115 In	3	2467968	1.25	2542847	97.1	30 - 125	
159 Tb	3	3358252	1.18	3417044	98.3	30 - 125	
209 Bi	3	3794475	0.69	4031596	94.1	30 - 125	

Tune File# 1 C:\ICPCHEM\1\7500\
Tune File# 2 C:\ICPCHEM\1\7500\
Tune File# 3 C:\ICPCHEM\1\7500\norm.u

ISTD Ref File : C:\ICPCHEM\1\DATA\wg255994.b\003CALB.D\003CALB.D#

3 :Element Failures
0 :ISTD Failures

0 :Max. Number of Failures Allowed
0 :Max. Number of ISTD Failures Allowed

Sample QC Report

Data File: C:\ICPCHEM\1\DATA\wg255994.b\024SMPL.D\024SMPL.D#
Date Acquired: Nov 19 2008 01:39 pm
Acq. Method: T36020A.M
Operator:
Sample Name: L72871-18MS
Misc Info:
Vial Number: 4110
Current Method: C:\ICPCHEM\1\METHODS\T36020A.M
Calibration File: C:\ICPCHEM\1\CALIB\T36020A.C
Last Cal. Update: Nov 19 2008 12:25 pm
Sample Type: Sample
Dilution Factor: 500.00
Autodil Factor: Undiluted
Final Dil Factor: 500.00

Data Results:

Analytes: Fail
ISTD: Pass

QC Elements

Element	IS Ref	Tune	Corr Conc	Raw Conc	Units	RSD(%)	High Limit	Flag
9 Be	6	3	25,030.000	50.060	ppb	0.87	200.00	
11 B	6	3	5,290.000	10.580	ppb	2.24	20.00	
27 Al	72	3	###########	29650.000	ppb	0.08	1000.00	OCAL
55 Mn	72	3	###########	852.100	ppb	0.16	200.00	OCAL
59 Co	72	3	39,685.000	79.370	ppb	0.87	200.00	
66 Zn	72	3	99,900.000	199.800	ppb	0.78	1000.00	
98 Mo	115	3	78,900.000	157.800	ppb	0.28	200.00	
107 Ag	115	3	4,794.000	9.588	ppb	1.02	50.00	
111 Cd	115	3	25,005.000	50.010	ppb	0.21	200.00	
118 Sn	115	3	15,345.000	30.690	ppb	0.91	200.00	
121 Sb	115	3	2,924.000	5.848	ppb	0.75	25.00	
137 Ba	115	3	###########	284.800	ppb	0.70	200.00	OCAL
205 Tl	209	3	23,465.000	46.930	ppb	0.51	200.00	
208 Pb	209	3	32,730.000	65.460	ppb	0.52	500.00	
232 Th	209	3	19,700.000	39.400	ppb	0.49	200.00	
238 U	209	3	15,525.000	31.050	ppb	0.33	200.00	

ISTD Elements

Element	Tune	CPS Mean	RSD(%)	Ref Value	Rec(%)	QC Range(%)	Flag
6 Li	3	1424242	0.71	1331338	107.0	30 - 125	
45 Sc	3	4310989	0.11	4508703	95.6	30 - 125	
72 Ge	3	827634	0.43	848926	97.5	30 - 125	
74 Ge	3	1079588	1.09	1142593	94.5	30 - 125	
115 In	3	2404115	0.81	2542847	94.5	30 - 125	
159 Tb	3	3294353	0.58	3417044	96.4	30 - 125	
209 Bi	3	3679867	0.84	4031596	91.3	30 - 125	

Tune File# 1 C:\ICPCHEM\1\7500\
Tune File# 2 C:\ICPCHEM\1\7500\
Tune File# 3 C:\ICPCHEM\1\7500\norm.u

ISTD Ref File : C:\ICPCHEM\1\DATA\wg255994.b\003CALB.D\003CALB.D#

3 :Element Failures — 0 :Max. Number of Failures Allowed
0 :ISTD Failures — 0 :Max. Number of ISTD Failures Allowed

Sample QC Report

Data File: C:\ICPCHEM\1\DATA\wg255994.b\025SMPL.D\025SMPL.D#
Date Acquired: Nov 19 2008 01:43 pm
Acq. Method: T36020A.M
Operator:
Sample Name: L72871-18MSD
Misc Info:
Vial Number: 4111
Current Method: C:\ICPCHEM\1\METHODS\T36020A.M
Calibration File: C:\ICPCHEM\1\CALIB\T36020A.C
Last Cal. Update: Nov 19 2008 12:25 pm
Sample Type: Sample
Dilution Factor: 500.00
Autodil Factor: Undiluted
Final Dil Factor: 500.00

Data Results:

Analytes: Fail
ISTD: Pass

QC Elements

Element	IS Ref	Tune	Corr Conc	Raw Conc	Units	RSD(%)	High Limit	Flag
9 Be	6	3	23,715.000	47.430	ppb	2.08	200.00	
11 B	6	3	4,960.000	9.920	ppb	5.69	20.00	
27 Al	72	3	###########	28920.000	ppb	2.70	1000.00	OCAL
55 Mn	72	3	###########	818.400	ppb	2.52	200.00	OCAL
59 Co	72	3	39,515.000	79.030	ppb	2.33	200.00	
66 Zn	72	3	91,850.000	183.700	ppb	2.44	1000.00	
98 Mo	115	3	###########	213.600	ppb	3.01	200.00	OCAL
107 Ag	115	3	4,591.500	9.183	ppb	2.88	50.00	
111 Cd	115	3	23,950.000	47.900	ppb	2.44	200.00	
118 Sn	115	3	14,765.000	29.530	ppb	2.92	200.00	
121 Sb	115	3	2,753.500	5.507	ppb	2.69	25.00	
137 Ba	115	3	###########	284.000	ppb	2.58	200.00	OCAL
205 Tl	209	3	23,025.000	46.050	ppb	2.14	200.00	
208 Pb	209	3	33,655.000	67.310	ppb	2.97	500.00	
232 Th	209	3	19,395.000	38.790	ppb	2.76	200.00	
238 U	209	3	14,755.000	29.510	ppb	2.62	200.00	

ISTD Elements

Element	Tune	CPS Mean	RSD(%)	Ref Value	Rec(%)	QC Range(%)	Flag
6 Li	3	1452050	2.38	1331338	109.1	30 - 125	
45 Sc	3	4368960	2.95	4508703	96.9	30 - 125	
72 Ge	3	828390	2.24	848926	97.6	30 - 125	
74 Ge	3	1096253	1.86	1142593	95.9	30 - 125	
115 In	3	2444404	2.35	2542847	96.1	30 - 125	
159 Tb	3	3331147	2.49	3417044	97.5	30 - 125	
209 Bi	3	3708058	2.33	4031596	92.0	30 - 125	

Tune File# 1 C:\ICPCHEM\1\7500\
Tune File# 2 C:\ICPCHEM\1\7500\
Tune File# 3 C:\ICPCHEM\1\7500\norm.u

ISTD Ref File : C:\ICPCHEM\1\DATA\wg255994.b\003CALB.D\003CALB.D#

4 :Element Failures
0 :ISTD Failures
0 :Max. Number of Failures Allowed
0 :Max. Number of ISTD Failures Allowed

Continuing Calibration Verification (CCV) QC Report

Data File: C:\ICPCHEM\1\DATA\wg255994.b\026_CCV.D\026_CCV.D#
Date Acquired: Nov 19 2008 01:47 pm
Operator:
Sample Name: CCV
Misc Info:
Vial Number: 1107
Current Method: C:\ICPCHEM\1\METHODS\T36020A.M
Calibration File: C:\ICPCHEM\1\CALIB\T36020A.C
Last Cal Update: Nov 19 2008 12:25 pm
Sample Type: CCV
Total Dil Factor: 1.00

Data Results:
Analytes: Fail
ISTD: Pass

QC Elements

Element	IS Ref	Tune	Conc. ppb	RSD(%)	Expected	Rec(%)	QC Range(%)	Flag
9 Be	6	3	48.830	2.55	50.00	97.7	89 - 110	
11 B	6	3	17.570	2.41	20.00	87.9	89 - 110	Fail
27 Al	72	3	109.700	0.58	100.00	109.7	89 - 110	
55 Mn	72	3	48.890	1.67	50.00	97.8	89 - 110	
59 Co	72	3	48.170	2.14	50.00	96.3	89 - 110	
66 Zn	72	3	47.470	1.66	50.00	94.9	89 - 110	
98 Mo	115	3	20.280	1.65	20.00	101.4	89 - 110	
107 Ag	115	3	18.730	2.95	20.00	93.7	89 - 110	
111 Cd	115	3	49.080	2.50	50.00	98.2	89 - 110	
118 Sn	115	3	52.690	2.40	50.00	105.4	89 - 110	
121 Sb	115	3	20.760	2.41	20.00	103.8	89 - 110	
137 Ba	115	3	47.960	2.55	50.00	95.9	89 - 110	
205 Tl	209	3	49.260	3.00	50.00	98.5	89 - 110	
208 Pb	209	3	48.810	3.39	50.00	97.6	89 - 110	
232 Th	209	3	48.650	3.27	50.00	97.3	89 - 110	
238 U	209	3	47.050	3.84	50.00	94.1	89 - 110	

ISTD Elements

Element	Tune	CPS Mean	RSD(%)	Ref Value	Rec(%)	QC Range(%)	Flag
6 Li	3	1357499	1.56	1331338	102.0	30 - 125	
45 Sc	3	4074581	3.01	4508703	90.4	30 - 125	
72 Ge	3	802832	1.59	848926	94.6	30 - 125	
74 Ge	3	1087253	1.18	1142593	95.2	30 - 125	
115 In	3	2433246	2.07	2542847	95.7	30 - 125	
159 Tb	3	3223517	2.08	3417044	94.3	30 - 125	
209 Bi	3	3836343	2.53	4031596	95.2	30 - 125	

Tune File# 1 C:\ICPCHEM\1\7500\
Tune File# 2 C:\ICPCHEM\1\7500\
Tune File# 3 C:\ICPCHEM\1\7500\norm.u

ISTD Ref File : C:\ICPCHEM\1\DATA\wg255994.b\003CALB.D\003CALB.D#

1 :Element Failures
0 :ISTD Failures
0 :Max. Number of Failures Allowed
0 :Max. Number of ISTD Failures Allowed

Continuing Calibration Blank (CCB) QC Report

Data File: C:\ICPCHEM\1\DATA\wg255994.b\027_CCB.D\027_CCB.D#
Date Acquired: Nov 19 2008 01:52 pm
Operator:
Sample Name: CCB
Misc Info:
Vial Number: 1102
Current Method: C:\ICPCHEM\1\METHODS\T36020A.M
Calibration File: C:\ICPCHEM\1\CALIB\T36020A.C
Last Cal Update: Nov 19 2008 12:25 pm
Sample Type: CCB
Total Dil Factor: 1.00

Data Results:
Analytes: Pass
ISTD: Pass

QC Elements

Element	IS Ref	Tune	Conc.	RSD(%)	High Limit	Flag
9 Be	6	3	0.017 ppb	21.05	0.300	
11 B	6	3	-2.228 ppb	6.74	1.500	
27 Al	72	3	0.643 ppb	53.58	3.000	
55 Mn	72	3	-0.057 ppb	48.94	1.500	
59 Co	72	3	0.011 ppb	8.20	0.150	
66 Zn	72	3	-0.284 ppb	9.89	6.000	
98 Mo	115	3	0.196 ppb	14.36	1.500	
107 Ag	115	3	0.003 ppb	22.23	0.150	
111 Cd	115	3	0.013 ppb	32.27	0.300	
118 Sn	115	3	0.027 ppb	35.99	0.300	
121 Sb	115	3	0.110 ppb	4.42	1.200	
137 Ba	115	3	0.023 ppb	113.56	0.300	
205 Tl	209	3	0.246 ppb	6.62	0.300	
208 Pb	209	3	0.012 ppb	45.37	0.300	
232 Th	209	3	0.029 ppb	6.07	3.000	
238 U	209	3	0.009 ppb	27.95	0.300	

ISTD Elements

Element	Tune	CPS Mean	RSD(%)	Ref Value	Rec(%)	QC Range(%)	Flag
6 Li	3	1376366	1.64	1331338	103.4	30 - 125	
45 Sc	3	4108403	0.56	4508703	91.1	30 - 125	
72 Ge	3	794020	0.51	848926	93.5	30 - 125	
74 Ge	3	1085942	0.35	1142593	95.0	30 - 125	
115 In	3	2443049	0.08	2542847	96.1	30 - 125	
159 Tb	3	3255649	0.59	3417044	95.3	30 - 125	
209 Bi	3	3858827	0.78	4031596	95.7	30 - 125	

Tune File# 1 C:\ICPCHEM\1\7500\
Tune File# 2 C:\ICPCHEM\1\7500\
Tune File# 3 C:\ICPCHEM\1\7500\norm.u

ISTD Ref File : C:\ICPCHEM\1\DATA\wg255994.b\003CALB.D\003CALB.D#

0 :Element Failures
0 :ISTD Failures

0 :Max. Number of Failures Allowed
0 :Max. Number of ISTD Failures Allowed

ICP 3050

QC List Type: QC-ICP-846
QCListMatClass: SOLID
Bench Sheet List: I-ICP
QC Ref: MA-ICP-T-846
Group ID: MA-G-ICP_-3050
Method Ref: M6010B
SOP Ref: SOPII012

WG255523

ACZ Laboratories, Inc

Instrument ID: ICP3
Analyst: AEH
ACZ Dept: 33
Create Date: 11/11/2008 12:22:25 PM
Start Date/Time: 11/11/08
End Date/Time:

SEQ	ACZ ID	Client ID	SubSX	Pri	BA 3050	BE 3050	CD 3050	CO 3050	CR 3050	CU 3050	MN 3050	MO 3050	NI 3050	ZN 3050	Dilution
1	WG255523ICV	II080820-1			✓	✓	✓	✓	✓	✓	✓	✓	✓	✓	1
2	WG255523ICB	NONE			✓	✓	✓	✓	✓	✓	✓	✓	✓	✓	1
3	WG255523PQV	II081023-2			✓	✓	✓	✓	✓	✓	✓	✓	✓	✓	1
4	WG255523ICSAB	II081015-4			✓	✓	✓	✓	✓	✓	✓	✓	✓	✓	1
5	WG255413PBS	NONE			✓	✓	✓	✓	✓	✓	✓	✓	✓	✓	100
6	WG255413LCSS	PCN30918			✓	✓	✓	✓	✓	✓	✓	✓	✓	✓	100
7	WG255413LCSSD	PCN30918			✓	✓	✓	✓	✓	✓	✓	✓	✓	✓	100
8	L72871-01	ST-SB06 0-20			✓	✓	✓	✓	✓	✓	✓	✓	✓	✓	100
9	L72871-01SDL	NONE			✓	✓	✓	✓	✓	✓	✓	✓	✓	✓	100
10	L72871-01MS	II081105-2			✓	✓	✓	✓	✓	✓	✓	✓	✓	✓	100
11	L72871-01MSD	II081105-2			✓	✓	✓	✓	✓	✓	✓	✓	✓	✓	100
12	L72871-02	ST-SB06 20-40			✓	✓	✓	✓	✓	✓	✓	✓	✓	✓	101
13	WG255523CCV1	II080820-2			✓	✓	✓	✓	✓	✓	✓	✓	✓	✓	1
14	WG255523CCB1	NONE			✓	✓	✓	✓	✓	✓	✓	✓	✓	✓	1
15	L72871-03	ST-SB06 40-60			✓	✓	✓	✓	✓	✓	✓	✓	✓	✓	101
16	L72871-04	ST-SB06 60-80			✓	✓	✓	✓	✓	✓	✓	✓	✓	✓	100
17	L72871-05	ST-SB06 80-100			✓	✓	✓	✓	✓	✓	✓	✓	✓	✓	100
18	L72871-06	ST-SB06 100-120			✓	✓	✓	✓	✓	✓	✓	✓	✓	✓	100
19	L72871-07	ST-SB06 120-140			✓	✓	✓	✓	✓	✓	✓	✓	✓	✓	101
20	L72871-08	ST-SB06 140-160			✓	✓	✓	✓	✓	✓	✓	✓	✓	✓	100
21	L72871-09	ST-SB06 160-180			✓	✓	✓	✓	✓	✓	✓	✓	✓	✓	100
22	L72871-10	ST-SB06 180-200			✓	✓	✓	✓	✓	✓	✓	✓	✓	✓	100
23	L72871-11	ST-SB06 200-220			✓	✓	✓	✓	✓	✓	✓	✓	✓	✓	100

24

Report Comments: _____

Internal Comments _____

AREV: AEH 11/12/08
Initials, Date

SREV: 11-12-08
Initials, Date

112108

11-13-08 CAC

ICP 3050

QC List Type: QC-ICP-846
QCListMatClass: SOLID
Bench Sheet List: I-ICP
QC Ref: MA-ICP-T-846
Group ID: MA-G-ICP_-3050
Method Ref: M6010B
SOP Ref: SOPII012

WG255523

ACZ Laboratories, Inc.

Instrument ID: ICP3
Analyst:
ACZ Dept: 33
Create Date: 11/11/2008 12:22:25 PM
Start Date/Time:
End Date/Time:

SEQ	ACZ ID	Client ID	SubSX	Pri	BA 3050	BE 3050	CD 3050	CO 3050	CR 3050	CU 3050	MN 3050	MO 3050	NI 3050	ZN 3050	Dilution
24	L72871-12	ST-SB06 220-240			✓	✓	✓	✓	✓	✓	✓	✓	✓	✓	100
25	WG255523CCV2	II080820-2			✓	✓	✓	✓	✓	✓	✓	✓	✓	✓	1
26	WG255523CCB2	NONE			✓	✓	✓	✓	✓	✓	✓	✓	✓	✓	1
27	L72871-13	ST-SB06 240-260			✓	✓	✓	✓	✓	✓	✓	✓	✓	✓	100
28	L72871-14	ST-SB06 260-280			✓	✓	✓	✓	✓	✓	✓	✓	✓	✓	101
29	L72871-15	ST-SB06 280-300			✓	✓	✓	✓	✓	✓	✓	✓	✓	✓	101
30	L72871-16	ST-SB06 300-320			✓	✓	✓	✓	✓	✓	✓	✓	✓	✓	101
31	L72871-17	ST-SB06 300-320 D			✓	✓	✓	✓	✓	✓	✓	✓	✓	✓	101
32	L72871-18	T-SB06 260-280 MS			✓	✓	✓	✓	✓	✓	✓	✓	✓	✓	100
33	WG255523CCV3	II080820-2			✓	✓	✓	✓	✓	✓	✓	✓	✓	✓	1
34	WG255523CCB3	NONE			✓	✓	✓	✓	✓	✓	✓	✓	✓	✓	1

Report Comments: _____

Internal Comments _____

AREV: _____
Initials, Date

SREV: _____
Initials, Date

112108

ICP 3050

QC List Type: QC-ICP-846
QCListMatClass: SOLID
Bench Sheet List: I-ICP
QC Ref: MA-ICP-T-846
Group ID: MA-G-ICP_-3050
Method Ref: M6010B
SOP Ref: SOPII012

WG255523

ACZ Laboratories, Inc

Instrument ID: ICP3
Analyst:
ACZ Dept: 33
Create Date: 11/11/2008 12:22:25 PM
Start Date/Time:
End Date/Time:

Sample	Login Comments
L72871-01	JAR OF SOIL(INORG WALK-IN)
L72871-01MS	ICP Spike
L72871-01MSD	ICP Spike
L72871-02	JAR OF SOIL(INORG WALK-IN)
L72871-03	JAR OF SOIL(INORG WALK-IN)
L72871-04	JAR OF SOIL(INORG WALK-IN)
L72871-05	JAR OF SOIL(INORG WALK-IN)
L72871-06	JAR OF SOIL(INORG WALK-IN)
L72871-07	JAR OF SOIL(INORG WALK-IN)
L72871-08	JAR OF SOIL(INORG WALK-IN)
L72871-09	JAR OF SOIL(INORG WALK-IN)
L72871-10	JAR OF SOIL(INORG WALK-IN)
L72871-11	JAR OF SOIL(INORG WALK-IN)
L72871-12	JAR OF SOIL(INORG WALK-IN)
L72871-13	JAR OF SOIL(INORG WALK-IN)
L72871-14	JAR OF SOIL(INORG WALK-IN)
L72871-15	JAR OF SOIL(INORG WALK-IN)
L72871-16	JAR OF SOIL(INORG WALK-IN)
L72871-17	JAR OF SOIL(INORG WALK-IN)
L72871-18	JAR OF SOIL(INORG WALK-IN)

Report Comments: _____

Internal Comments _____

AREV: _____
Initials, Date

SREV: _____
Initials, Date

112108

ACZ Laboratories, Inc.

ICP DATA REVIEW CHECKLIST

Reviewed By: AEH
Date: 11/12/08

Approved By: [illegible]
Date: 11/12/08

Work Group: WG255523
Sample Type: 3050
Analysis Date: 11/11/08
Analyst: EAR

Instrument Checklist	Yes	No	N / A
1) Is the correct run date associated with the workgroup?	√		
2) Are all of the QC critera listed in LIMS within specified limits? **		√	
3) Are all samples requiring re-analysis / re-digestion at REDO / REDX status?			√
4) Are all errors properly corrected (i.e. single-line crossout, dated & initialed)?	√		
5) Is a current standard/reagent form attached to the workgroup?	√		
6) Have all dilutions performed at the bench been checked off on the benchsheet?			√
7) Has any sample on a 2x dilution been checked for proper mixing (review raw data)?			√
8) Is any sample analyzed on dilution appropriately "D" qualified (not required for o-cal, EC, TDS)?			√
9) Is the correct sub-sample type entered on the bench sheet (if different than SOP)?			√
10) **FOR SREV**: QA/QC approval for initial training or 2 sets of initials for WG & LIMS?	✓		

For any item listed above that is checked "No" state the problem and corrective action / resolution in the sections below.

QC/Sample ID	Analytical Problem	Corrective action
L72871-01 SDL	Co = 50%	ZG
	Zn = 25%	ZG
L72871-01 MS	Mo = 125.6% MSD: Mo = 71% RPD = 29.42%	MC, RD
	Ba = 124.1%	MA
	Cu = -6.8%	M3

** Na 3302 line is used for values > 500 mg/L. LIMS failure(s) of blanks and low level QC standards is due to high "noise."

FRMII009.09.07.12

ACZ LABORATORIES, INC.
Standards/Reagents Information
ICP Spectrophotometer, Method EPA 200.7/6010 B
SOP# : SOPII012

CALIBRATION REAGENTS

TJA 61e (ICP2, ICP3)

1% Calibration Standards		10% Calibration Standards	
CLPSTD1: II081006-1	SCN	CLPTSTD1: II080905-1	SCN
CLPSTD2: II081009-5	SCN	CLPTSTD2: ii080903-1	SCN
CLPSTD3: II080930-5	SCN	CLPTSTD3: II081015-3	SCN

Leeman Prodigy (ICP4)

1% Calibration Standards		10% Calibration Standards	
CLPSTD1: **	SCN	CLPTSTD1: **	SCN
CLPSTD2: ii081103-2	SCN	CLPTSTD2: II081010-1	SCN
CLPSTD3: II081024-1	SCN	CLPTSTD3: ii080916-1	SCN

Yttrium (Internal Standard) = PCN28354

**=CALSTD1 is a 2X dilution on CALSTD2 using either 1% or 10% Blank as the dilutent.

Blank Solutions:

Nitric acid: 30942 PCN

Hydrochloric acid: 31121 PCN

g:\data\clp_frm\icp_std.xls

ACZ Laboratories, Inc.
2773 Downhill Drive Steamboat Springs, CO 80487 (800) 334-5493

Workgroup Review and Approval

WG255523

Date Reported: 12-Nov-08
Run ID: R642929
Date Analyzed: 11-Nov-08
ICAL Workgroup:
Instrument ID: ICP3

WG255523ICV

Tag:

Measured: 11/11/2008 10:48:38 PM

Status	Parm_Stored	Type	Value	Dil	Qual	Units	Appv	MDL	RDL	Text Value	Ext Qual
SREV	ALUMINUM	FOUND	2.029	1		mg/L	++	0.03	0.2		
SREV	ALUMINUM	REC	101.5	1		%	++	0.03	0.2		
SREV	ALUMINUM	RSD	0.69	1		mg/L	++	0.03	0.15		
SREV	ANTIMONY	FOUND	4.257	1		mg/L	++	0.02	0.1		
SREV	ANTIMONY	REC	106.4	1		%	++	0.02	0.1		
SREV	ANTIMONY	RSD	1.14	1		mg/L	++	0.02	0.1		
SREV	ARSENIC	FOUND	4.004	1		mg/L	++	0.04	0.2		
SREV	ARSENIC	REC	100.1	1		%	++	0.04	0.2		
SREV	ARSENIC	RSD	0.22	1		mg/L	++	0.04	0.2		
SREV	BARIUM	FOUND	2.0214	1		mg/L	++	0.003	0.02		
SREV	BARIUM	REC	101.1	1		%	++	0.003	0.02		
SREV	BARIUM	RSD	1.15	1		mg/L	++	0.003	0.015		
SREV	BERYLLIUM	FOUND	1.9812	1		mg/L	++	0.002	0.01		
SREV	BERYLLIUM	REC	99.1	1		%	++	0.002	0.01		
SREV	BERYLLIUM	RSD	0.95	1		mg/L	++	0.002	0.01		
SREV	BISMUTH	FOUND	1.969	1		mg/L	++	0.04	0.2		
SREV	BISMUTH	REC	98.5	1		%	++	0.04	0.2		
SREV	BISMUTH	RSD	0.69	1		mg/L	++	0.04	0.2		
SREV	BORON	FOUND	1.963	1		mg/L	++	0.01	0.05		
SREV	BORON	REC	98.2	1		%	++	0.01	0.05		
SREV	BORON	RSD	0.96	1		mg/L	++	0.01	0.05		
SREV	CADMIUM	FOUND	1.9259	1		mg/L	++	0.005	0.02		
SREV	CADMIUM	REC	96.3	1		%	++	0.005	0.02		
SREV	CADMIUM	RSD	0.76	1		mg/L	++	0.005	0.015		
SREV	CALCIUM	FOUND	96.77	1		mg/L	++	0.2	1		
SREV	CALCIUM	REC	96.8	1		%	++	0.2	1		
SREV	CALCIUM	RSD	0.7	1		mg/L	++	0.2	1		
SREV	CHROMIUM	FOUND	1.919	1		mg/L	++	0.01	0.05		
SREV	CHROMIUM	REC	96	1		%	++	0.01	0.05		
SREV	CHROMIUM	RSD	0.75	1		mg/L	++	0.01	0.05		
SREV	COBALT	FOUND	1.97	1		mg/L	++	0.01	0.05		
SREV	COBALT	REC	98.4	1		%	++	0.01	0.05		
SREV	COBALT	RSD	0.82	1		mg/L	++	0.01	0.05		
SREV	COPPER	FOUND	1.961	1		mg/L	++	0.01	0.05		
SREV	COPPER	REC	98.1	1		%	++	0.01	0.05		
SREV	COPPER	RSD	0.92	1		mg/L	++	0.01	0.05		
SREV	GALLIUM	FOUND	2.02	1		mg/L	++	0.1	0.5		
SREV	GALLIUM	REC	101	1		%	++	0.1	0.5		
SREV	GALLIUM	RSD	0.27	1		mg/L	++	0.1	0.5		
SREV	IRON	FOUND	1.937	1		mg/L	++	0.02	0.05		
SREV	IRON	REC	96.9	1		%	++	0.02	0.05		
SREV	IRON	RSD	1.1	1		mg/L	++	0.02	0.05		
SREV	LEAD	FOUND	3.858	1		mg/L	++	0.04	0.2		
SREV	LEAD	REC	96.5	1		%	++	0.04	0.2		
SREV	LEAD	RSD	1.53	1		mg/L	++	0.04	0.2		

SREV	LITHIUM	FOUND	2.036	1	mg/L	++	0.02	0.1
SREV	LITHIUM	REC	101.8	1	%	++	0.02	0.1
SREV	LITHIUM	RSD	1.27	1	mg/L	++	0.02	0.1
SREV	MAGNESIUM	FOUND	98.28	1	mg/L	++	0.2	1
SREV	MAGNESIUM	REC	98.3	1	%	++	0.2	1
SREV	MAGNESIUM	RSD	0.86	1	mg/L	++	0.2	1
SREV	MANGANESE	FOUND	1.9423	1	mg/L	++	0.005	0.03
SREV	MANGANESE	REC	97.1	1	%	++	0.005	0.03
SREV	MANGANESE	RSD	0.85	1	mg/L	++	0.005	0.025
SREV	MOLYBDENUM	FOUND	1.947	1	mg/L	++	0.01	0.05
SREV	MOLYBDENUM	REC	97.4	1	%	++	0.01	0.05
SREV	MOLYBDENUM	RSD	0.9	1	mg/L	++	0.01	0.05
SREV	NICKEL	FOUND	1.909	1	mg/L	++	0.01	0.05
SREV	NICKEL	REC	95.3	1	%	++	0.01	0.05
SREV	NICKEL	RSD	1.11	1	mg/L	++	0.01	0.05
SREV	POTASSIUM	FOUND	19.99	1	mg/L	++	0.3	2
SREV	POTASSIUM	REC	100	1	%	++	0.3	2
SREV	POTASSIUM	RSD	0.83	1	mg/L	++	0.3	1.5
SREV	SCANDIUM	FOUND	1.98	1	mg/L	++	0.1	0.5
SREV	SCANDIUM	REC	99	1	%	++	0.1	0.5
SREV	SCANDIUM	RSD	1.15	1	mg/L	++	0.1	0.5
SREV	SELENIUM	FOUND	4.055	1	mg/L	++	0.04	0.2
SREV	SELENIUM	REC	101.4	1	%	++	0.04	0.2
SREV	SELENIUM	RSD	1.86	1	mg/L	++	0.04	0.2
SREV	SILICA	FOUND	44.46	1	mg/L	++	0.4	2
SREV	SILICA	REC	103.9	1	%	++	0.4	2
SREV	SILICA	RSD	0.29	1	mg/L	++	0.428	2.14
SREV	SILVER	FOUND	0.985	1	mg/L	++	0.01	0.03
SREV	SILVER	REC	98.6	1	%	++	0.01	0.03
SREV	SILVER	RSD	0.37	1	mg/L	++	0.01	0.025
SREV	SODIUM	FOUND	99.1	1	mg/L	++	2	50
SREV	SODIUM	FOUND	100.09	1	mg/L	++	0.3	2
SREV	SODIUM	REC	99.1	1	%	++	2	50
SREV	SODIUM	REC	100.1	1	%	++	0.3	2
SREV	SODIUM	RSD	1.62	1	mg/L	++	2	50
SREV	SODIUM	RSD	1.12	1	mg/L	++	0.3	1.5
SREV	STRONTIUM	FOUND	2.051	1	mg/L	++	0.01	0.05
SREV	STRONTIUM	REC	102.6	1	%	++	0.01	0.05
SREV	STRONTIUM	RSD	1.09	1	mg/L	++	0.01	0.05
SREV	THALLIUM	FOUND	4.01	1	mg/L	++	0.3	1
SREV	THALLIUM	REC	100.3	1	%	++	0.3	1
SREV	THALLIUM	RSD	1.39	1	mg/L	++	0.3	1
SREV	TIN	FOUND	1.95	1	mg/L	++	0.1	0.5
SREV	TIN	REC	97.5	1	%	++	0.1	0.5
SREV	TIN	RSD	1.69	1	mg/L	++	0.1	0.5
SREV	TITANIUM	FOUND	2.0208	1	mg/L	++	0.005	0.03
SREV	TITANIUM	REC	101	1	%	++	0.005	0.03
SREV	TITANIUM	RSD	0.99	1	mg/L	++	0.005	0.025
SREV	VANADIUM	FOUND	1.9538	1	mg/L	++	0.005	0.03
SREV	VANADIUM	REC	97.7	1	%	++	0.005	0.03
SREV	VANADIUM	RSD	1.36	1	mg/L	++	0.005	0.025
SREV	ZINC	FOUND	1.954	1	mg/L	++	0.01	0.05
SREV	ZINC	REC	97.7	1	%	++	0.01	0.05
SREV	ZINC	RSD	0.77	1	mg/L	++	0.01	0.05

WG255523ICB **Tag:** **Measured:** **11/11/2008 10:52:23 PM**

Status	Parm_Stored	Type	Value	Dil	Qual	Units	Appv	MDL	RDL	Text Value	Ext Qual
SREV	ALUMINUM	FOUND		1	U	mg/L	++	0.03	0.2		
SREV	ANTIMONY	FOUND		1	U	mg/L	++	0.02	0.1		
SREV	ARSENIC	FOUND		1	U	mg/L	++	0.04	0.2		
SREV	BARIUM	FOUND		1	U	mg/L	++	0.003	0.02		
SREV	BERYLLIUM	FOUND		1	U	mg/L	++	0.002	0.01		
SREV	BISMUTH	FOUND		1	U	mg/L	++	0.04	0.2		
SREV	BORON	FOUND		1	U	mg/L	++	0.01	0.05		
SREV	CADMIUM	FOUND		1	U	mg/L	++	0.005	0.02		
SREV	CALCIUM	FOUND		1	U	mg/L	++	0.2	1		
SREV	CHROMIUM	FOUND		1	U	mg/L	++	0.01	0.05		
SREV	COBALT	FOUND		1	U	mg/L	++	0.01	0.05		
SREV	COPPER	FOUND		1	U	mg/L	++	0.01	0.05		
SREV	GALLIUM	FOUND		1	U	mg/L	++	0.1	0.5		
SREV	IRON	FOUND		1	U	mg/L	++	0.02	0.05		
SREV	LEAD	FOUND		1	U	mg/L	++	0.04	0.2		
SREV	LITHIUM	FOUND		1	U	mg/L	++	0.02	0.1		
SREV	MAGNESIUM	FOUND		1	U	mg/L	++	0.2	1		
SREV	MANGANESE	FOUND		1	U	mg/L	++	0.005	0.03		
SREV	MOLYBDENUM	FOUND		1	U	mg/L	++	0.01	0.05		
SREV	NICKEL	FOUND		1	U	mg/L	++	0.01	0.05		
SREV	POTASSIUM	FOUND		1	U	mg/L	++	0.3	2		
SREV	SCANDIUM	FOUND		1	U	mg/L	++	0.1	0.5		
SREV	SELENIUM	FOUND		1	U	mg/L	++	0.04	0.2		
SREV	SILICA	FOUND		1	U	mg/L	++	0.4	2		
SREV	SILVER	FOUND		1	U	mg/L	++	0.01	0.03		
SREV	SODIUM	FOUND		1	U	mg/L	++	2	50		
SREV	SODIUM	FOUND		1	U	mg/L	++	0.3	2		
SREV	STRONTIUM	FOUND		1	U	mg/L	++	0.01	0.05		
SREV	THALLIUM	FOUND		1	U	mg/L	++	0.3	1		
SREV	TIN	FOUND		1	U	mg/L	++	0.1	0.5		
SREV	TITANIUM	FOUND		1	U	mg/L	++	0.005	0.03		
SREV	VANADIUM	FOUND		1	U	mg/L	++	0.005	0.03		
SREV	ZINC	FOUND		1	U	mg/L	++	0.01	0.05		

WG255523PQV

Tag: Measured: 11/11/2008 10:56:06 PM

Status	Parm_Stored	Type	Value	Dil	Qual	Units	Appv	MDL	RDL	Text Value	Ext Qual
SREV	BARIUM	FOUND	0.0151	1	B	mg/L	++	0.003	0.02		
SREV	BARIUM	REC	100.7	1	B	%	++	0.003	0.02		
SREV	BERYLLIUM	FOUND	0.0101	1		mg/L	++	0.002	0.01		
SREV	BERYLLIUM	REC	101	1		%	++	0.002	0.01		
SREV	CADMIUM	FOUND	0.0152	1	B	mg/L	++	0.005	0.02		
SREV	CADMIUM	REC	101.3	1	B	%	++	0.005	0.02		
SREV	CHROMIUM	FOUND	0.053	1		mg/L	++	0.01	0.05		
SREV	CHROMIUM	REC	106	1		%	++	0.01	0.05		
SREV	COBALT	FOUND	0.05	1		mg/L	++	0.01	0.05		
SREV	COBALT	REC	100	1		%	++	0.01	0.05		
SREV	COPPER	FOUND	0.05	1	B	mg/L	++	0.01	0.05		
SREV	COPPER	REC	100	1	B	%	++	0.01	0.05		
SREV	MANGANESE	FOUND	0.0259	1	B	mg/L	++	0.005	0.03		
SREV	MANGANESE	REC	103.6	1	B	%	++	0.005	0.03		
SREV	MOLYBDENUM	FOUND	0.06	1		mg/L	++	0.01	0.05		
SREV	MOLYBDENUM	REC	120	1		%	++	0.01	0.05		
SREV	NICKEL	FOUND	0.05	1	B	mg/L	++	0.01	0.05		
SREV	NICKEL	REC	100.3	1	B	%	++	0.01	0.05		
SREV	ZINC	FOUND	0.06	1		mg/L	++	0.01	0.05		
SREV	ZINC	REC	120	1		%	++	0.01	0.05		

WG255523ICSABI

Tag: Measured: 11/11/2008 10:59:49 PM

Status	Parm_Stored	Type	Value	Dil	Qual	Units	Appv	MDL	RDL	Text Value	Ext Qual
SREV	BARIUM	FOUND	0.2495	1		mg/L	++	0.003	0.02		
SREV	BARIUM	REC	100.8	1		%	++	0.003	0.02		
SREV	BERYLLIUM	FOUND	0.2453	1		mg/L	++	0.002	0.01		
SREV	BERYLLIUM	REC	98.7	1		%	++	0.002	0.01		
SREV	CADMIUM	FOUND	0.4521	1		mg/L	++	0.005	0.02		
SREV	CADMIUM	REC	91.1	1		%	++	0.005	0.02		
SREV	CHROMIUM	FOUND	0.232	1		mg/L	++	0.01	0.05		
SREV	CHROMIUM	REC	99.6	1		%	++	0.01	0.05		
SREV	COBALT	FOUND	0.227	1		mg/L	++	0.01	0.05		
SREV	COBALT	REC	90.6	1		%	++	0.01	0.05		
SREV	COPPER	FOUND	0.243	1		mg/L	++	0.01	0.05		
SREV	COPPER	REC	96.6	1		%	++	0.01	0.05		
SREV	MANGANESE	FOUND	0.2401	1		mg/L	++	0.005	0.03		
SREV	MANGANESE	REC	96.2	1		%	++	0.005	0.03		
SREV	MOLYBDENUM	FOUND	0.467	1		mg/L	++	0.01	0.05		
SREV	MOLYBDENUM	REC	93.4	1		%	++	0.01	0.05		
SREV	NICKEL	FOUND	0.458	1		mg/L	++	0.01	0.05		
SREV	NICKEL	REC	91.6	1		%	++	0.01	0.05		
SREV	ZINC	FOUND	0.46	1		mg/L	++	0.01	0.05		
SREV	ZINC	REC	92	1		%	++	0.01	0.05		

WG255413PBS

Tag:

Measured: 11/11/2008 11:07:16 PM

Status	Parm_Stored	Type	Value	Dil	Qual	Units	Appv	MDL	RDL	Text Value	Ext Qual
SREV	BARIUM	FOUND		100	U	mg/Kg	++	0.3	2		
SREV	BERYLLIUM	FOUND		100	U	mg/Kg	++	0.2	1		
SREV	CADMIUM	FOUND		100	U	mg/Kg	++	0.5	2		
SREV	CHROMIUM	FOUND		100	U	mg/Kg	++	1	5		
SREV	COBALT	FOUND		100	U	mg/Kg	++	1	5		
SREV	COPPER	FOUND		100	U	mg/Kg	++	1	5		
SREV	MANGANESE	FOUND		100	U	mg/Kg	++	0.5	3		
SREV	MOLYBDENUM	FOUND		100	U	mg/Kg	++	1	5		
SREV	NICKEL	FOUND		100	U	mg/Kg	++	1	5		
SREV	ZINC	FOUND		100	U	mg/Kg	++	1	5		

WG255413LCSS

Tag:

Measured: 11/11/2008 11:11:00 PM

Status	Parm_Stored	Type	Value	Dil	Qual	Units	Appv	MDL	RDL	Text Value	Ext Qual
SREV	BARIUM	FOUND	288.8	100		mg/Kg	++	0.3	2		
SREV	BARIUM	REC	112.8	100		%	++	0.3	2		
SREV	BERYLLIUM	FOUND	83.24	100		mg/Kg	++	0.2	1		
SREV	BERYLLIUM	REC	109.7	100		%	++	0.2	1		
SREV	CADMIUM	FOUND	263.06	100		mg/Kg	++	0.5	2		
SREV	CADMIUM	REC	102	100		%	++	0.5	2		
SREV	CHROMIUM	FOUND	144.3	100		mg/Kg	++	1	5		
SREV	CHROMIUM	REC	104.6	100		%	++	1	5		
SREV	COBALT	FOUND	226.5	100		mg/Kg	++	1	5		
SREV	COBALT	REC	104.9	100		%	++	1	5		
SREV	COPPER	FOUND	123.2	100		mg/Kg	++	1	5		
SREV	COPPER	REC	101	100		%	++	1	5		
SREV	MANGANESE	FOUND	600.82	100		mg/Kg	++	0.5	3		
SREV	MANGANESE	REC	105.4	100		%	++	0.5	3		
SREV	MOLYBDENUM	FOUND	83.4	100		mg/Kg	++	1	5		
SREV	MOLYBDENUM	REC	112.9	100		%	++	1	5		
SREV	NICKEL	FOUND	114.9	100		mg/Kg	++	1	5		
SREV	NICKEL	REC	103.5	100		%	++	1	5		
SREV	ZINC	FOUND	335.3	100		mg/Kg	++	1	5		
SREV	ZINC	REC	106.8	100		%	++	1	5		

WG255413LCSSD

Tag: Measured: 11/11/2008 11:14:42 PM

Status	Parm_Stored	Type	Value	Dil	Qual	Units	Appv	MDL	RDL	Text Value	Ext Qual
SREV	BARIUM	FOUND	270.66	100		mg/Kg	++	0.3	2		
SREV	BARIUM	REC	105.7	100		%	++	0.3	2		
SREV	BARIUM	RPD	6.5	100		%	++	0.3	2		
SREV	BERYLLIUM	FOUND	81.2	100		mg/Kg	++	0.2	1		
SREV	BERYLLIUM	REC	107	100		%	++	0.2	1		
SREV	BERYLLIUM	RPD	2.5	100		%	++	0.2	1		
SREV	CADMIUM	FOUND	251.45	100		mg/Kg	++	0.5	2		
SREV	CADMIUM	REC	97.5	100		%	++	0.5	2		
SREV	CADMIUM	RPD	4.5	100		%	++	0.5	2		
SREV	CHROMIUM	FOUND	138.1	100		mg/Kg	++	1	5		
SREV	CHROMIUM	REC	100.1	100		%	++	1	5		
SREV	CHROMIUM	RPD	4.4	100		%	++	1	5		
SREV	COBALT	FOUND	215.1	100		mg/Kg	++	1	5		
SREV	COBALT	REC	99.6	100		%	++	1	5		
SREV	COBALT	RPD	5.2	100		%	++	1	5		
SREV	COPPER	FOUND	120.1	100		mg/Kg	++	1	5		
SREV	COPPER	REC	98.4	100		%	++	1	5		
SREV	COPPER	RPD	2.5	100		%	++	1	5		
SREV	MANGANESE	FOUND	577.55	100		mg/Kg	++	0.5	3		
SREV	MANGANESE	REC	101.3	100		%	++	0.5	3		
SREV	MANGANESE	RPD	3.9	100		%	++	0.5	3		
SREV	MOLYBDENUM	FOUND	77	100		mg/Kg	++	1	5		
SREV	MOLYBDENUM	REC	104.2	100		%	++	1	5		
SREV	MOLYBDENUM	RPD	8	100		%	++	1	5		
SREV	NICKEL	FOUND	109.9	100		mg/Kg	++	1	5		
SREV	NICKEL	REC	99	100		%	++	1	5		
SREV	NICKEL	RPD	4.4	100		%	++	1	5		
SREV	ZINC	FOUND	315.4	100		mg/Kg	++	1	5		
SREV	ZINC	REC	100.4	100		%	++	1	5		
SREV	ZINC	RPD	6.1	100		%	++	1	5		

L72871-01

Tag: Measured: 11/11/2008 11:18:25 PM

Status	Parm_Stored	Type	Value	Dil	Qual	Units	Appv	MDL	RDL	Text Value	Ext Qual
SREV	BARIUM	BA-3050	83.6	100		mg/Kg	++	0.3	2		MA
SREV	BERYLLIUM	BE-3050	0.3	100	B	mg/Kg	++	0.2	1		
SREV	CADMIUM	CD-3050		100	U	mg/Kg	++	0.5	2		
SREV	CHROMIUM	CR-3050	5	100		mg/Kg	++	1	5		
SREV	COBALT	CO-3050	5	100		mg/Kg	++	1	5		ZG
SREV	COPPER	CU-3050	303	100		mg/Kg	++	1	5		M3
SREV	MANGANESE	MN-3050	187	100		mg/Kg	++	0.5	3		
SREV	MOLYBDENUM	MO-3050	48	100		mg/Kg	++	1	5		MC RD
SREV	NICKEL	NI-3050	3	100	B	mg/Kg	++	1	5		
SREV	ZINC	ZN-3050	28	100		mg/Kg	++	1	5		ZG

L72871-01SDL **Tag:** **Measured:** **11/11/2008 11:22:09 PM**

Status	Parm_Stored	Type	Value	Dil	Qual	Units	Appv	MDL	RDL	Text Value	Ext Qual
SREV	BARIUM	D	5.3	100		%	++	0.3	2		
SREV	BARIUM	FOUND	17.6	100		mg/Kg	++	0.3	2		
SREV	BARIUM	REG	88	100		mg/Kg	++	0.3	2		
SREV	BERYLLIUM	D		100	U	%	++	0.2	1		
SREV	BERYLLIUM	FOUND		100	U	mg/Kg	++	0.2	1		
SREV	BERYLLIUM	REG	0	100	U	mg/Kg	++	0.2	1		
SREV	CADMIUM	D		100	U	%	++	0.5	2		
SREV	CADMIUM	FOUND		100	U	mg/Kg	++	0.5	2		
SREV	CADMIUM	REG	0	100	U	mg/Kg	++	0.5	2		
SREV	CHROMIUM	D	10	100		%	++	1	5		
SREV	CHROMIUM	FOUND	1.1	100	B	mg/Kg	++	1	5		
SREV	CHROMIUM	REG	5.5	100	B	mg/Kg	++	1	5		
SREV	COBALT	D	50	100	B	%	ALRT	1	5		ZG
SREV	COBALT	FOUND	1.5	100	B	mg/Kg	++	1	5		
SREV	COBALT	REG	7.5	100	B	mg/Kg	++	1	5		
SREV	COPPER	D	5.9	100		%	++	1	5		
SREV	COPPER	FOUND	64.2	100		mg/Kg	++	1	5		
SREV	COPPER	REG	321	100		mg/Kg	++	1	5		
SREV	MANGANESE	D	7.7	100		%	++	0.5	3		
SREV	MANGANESE	FOUND	40.27	100		mg/Kg	++	0.5	3		
SREV	MANGANESE	REG	201.35	100		mg/Kg	++	0.5	3		
SREV	MOLYBDENUM	D	5.2	100		%	++	1	5		
SREV	MOLYBDENUM	FOUND	10.1	100		mg/Kg	++	1	5		
SREV	MOLYBDENUM	REG	50.5	100		mg/Kg	++	1	5		
SREV	NICKEL	D		100	U	%	++	1	5		
SREV	NICKEL	FOUND		100	U	mg/Kg	++	1	5		
SREV	NICKEL	REG	0	100	U	mg/Kg	++	1	5		
SREV	ZINC	D	25	100		%	ALRT	1	5		ZG
SREV	ZINC	FOUND	7	100		mg/Kg	++	1	5		
SREV	ZINC	REG	35	100		mg/Kg	++	1	5		

L72871-01MS **Tag:** **Measured:** **11/11/2008 11:25:52 PM**

Status	Parm_Stored	Type	Value	Dil	Qual	Units	Appv	MDL	RDL	Text Value	Ext Qual
SREV	BARIUM	FOUND	130.45	100		mg/Kg	++	0.3	2		
SREV	BARIUM	REC	93.7	100		%	++	0.3	2		
SREV	BERYLLIUM	FOUND	49.52	100		mg/Kg	++	0.2	1		
SREV	BERYLLIUM	REC	98.4	100		%	++	0.2	1		
SREV	CADMIUM	FOUND	45.2	100		mg/Kg	++	0.5	2		
SREV	CADMIUM	REC	90.4	100		%	++	0.5	2		
SREV	CHROMIUM	FOUND	50.3	100		mg/Kg	++	1	5		
SREV	CHROMIUM	REC	90.6	100		%	++	1	5		
SREV	COBALT	FOUND	50.6	100		mg/Kg	++	1	5		
SREV	COBALT	REC	91.2	100		%	++	1	5		
SREV	COPPER	FOUND	340.3	100		mg/Kg	++	1	5		
SREV	COPPER	REC	74.6	100		%	++	1	5		
SREV	MANGANESE	FOUND	234.02	100		mg/Kg	++	0.5	3		
SREV	MANGANESE	REC	94	100		%	++	0.5	3		
SREV	MOLYBDENUM	FOUND	112.3	100		mg/Kg	++	1	5		
SREV	MOLYBDENUM	REC	128.6	100		%	ALRT	1	5		MC
SREV	NICKEL	FOUND	48.2	100		mg/Kg	++	1	5		
SREV	NICKEL	REC	90.7	100		%	++	1	5		
SREV	ZINC	FOUND	77.4	100		mg/Kg	++	1	5		
SREV	ZINC	REC	98.8	100		%	++	1	5		

L72871-01MSD **Tag:** **Measured:** **11/11/2008 11:29:36 PM**

Status	Parm_Stored	Type	Value	Dil	Qual	Units	Appv	MDL	RDL	Text Value	Ext Qual
SREV	BARIUM	FOUND	146.63	100		mg/Kg	++	0.3	2		
SREV	BARIUM	REC	126.1	100		%	ALRT	0.3	2		MA
SREV	BARIUM	RPD	11.68	100		%	++	0.3	2		
SREV	BERYLLIUM	FOUND	48.76	100		mg/Kg	++	0.2	1		
SREV	BERYLLIUM	REC	96.9	100		%	++	0.2	1		
SREV	BERYLLIUM	RPD	1.55	100		%	++	0.2	1		
SREV	CADMIUM	FOUND	44.89	100		mg/Kg	++	0.5	2		
SREV	CADMIUM	REC	89.8	100		%	++	0.5	2		
SREV	CADMIUM	RPD	0.69	100		%	++	0.5	2		
SREV	CHROMIUM	FOUND	50	100		mg/Kg	++	1	5		
SREV	CHROMIUM	REC	90	100		%	++	1	5		
SREV	CHROMIUM	RPD	0.6	100		%	++	1	5		
SREV	COBALT	FOUND	50.3	100		mg/Kg	++	1	5		
SREV	COBALT	REC	90.6	100		%	++	1	5		
SREV	COBALT	RPD	0.59	100		%	++	1	5		
SREV	COPPER	FOUND	299.6	100		mg/Kg	++	1	5		
SREV	COPPER	REC	-6.8	100		%	ALRT	1	5		M3
SREV	COPPER	RPD	12.72	100		%	++	1	5		
SREV	MANGANESE	FOUND	232.26	100		mg/Kg	++	0.5	3		
SREV	MANGANESE	REC	90.5	100		%	++	0.5	3		
SREV	MANGANESE	RPD	0.75	100		%	++	0.5	3		
SREV	MOLYBDENUM	FOUND	83.5	100		mg/Kg	++	1	5		
SREV	MOLYBDENUM	REC	71	100		%	ALRT	1	5		MC
SREV	MOLYBDENUM	RPD	29.42	100		%	ALRT	1	5		RD
SREV	NICKEL	FOUND	47.7	100		mg/Kg	++	1	5		
SREV	NICKEL	REC	89.7	100		%	++	1	5		
SREV	NICKEL	RPD	1.04	100		%	++	1	5		
SREV	ZINC	FOUND	72.7	100		mg/Kg	++	1	5		
SREV	ZINC	REC	89.4	100		%	++	1	5		
SREV	ZINC	RPD	6.26	100		%	++	1	5		

WG255523CCV1

Tag: Measured: 11/11/2008 11:33:20 PM

Status	Parm_Stored	Type	Value	Dil	Qual	Units	Appv	MDL	RDL	Text Value	Ext Qual
SREV	BARIUM	FOUND	1.0507	1		mg/L	++	0.003	0.02		
SREV	BARIUM	REC	105.1	1		%	++	0.003	0.02		
SREV	BERYLLIUM	FOUND	1.0328	1		mg/L	++	0.002	0.01		
SREV	BERYLLIUM	REC	103.3	1		%	++	0.002	0.01		
SREV	CADMIUM	FOUND	1.012	1		mg/L	++	0.005	0.02		
SREV	CADMIUM	REC	101.2	1		%	++	0.005	0.02		
SREV	CHROMIUM	FOUND	1.001	1		mg/L	++	0.01	0.05		
SREV	CHROMIUM	REC	100.1	1		%	++	0.01	0.05		
SREV	COBALT	FOUND	1.032	1		mg/L	++	0.01	0.05		
SREV	COBALT	REC	103.1	1		%	++	0.01	0.05		
SREV	COPPER	FOUND	1.012	1		mg/L	++	0.01	0.05		
SREV	COPPER	REC	101.2	1		%	++	0.01	0.05		
SREV	MANGANESE	FOUND	1.0177	1		mg/L	++	0.005	0.03		
SREV	MANGANESE	REC	101.8	1		%	++	0.005	0.03		
SREV	MOLYBDENUM	FOUND	1.012	1		mg/L	++	0.01	0.05		
SREV	MOLYBDENUM	REC	101.2	1		%	++	0.01	0.05		
SREV	NICKEL	FOUND	1.004	1		mg/L	++	0.01	0.05		
SREV	NICKEL	REC	100.2	1		%	++	0.01	0.05		
SREV	ZINC	FOUND	1.027	1		mg/L	++	0.01	0.05		
SREV	ZINC	REC	102.7	1		%	++	0.01	0.05		

WG255523CCB1

Tag: Measured: 11/11/2008 11:37:01 PM

Status	Parm_Stored	Type	Value	Dil	Qual	Units	Appv	MDL	RDL	Text Value	Ext Qual
SREV	BARIUM	FOUND		1	U	mg/L	++	0.003	0.02		
SREV	BERYLLIUM	FOUND		1	U	mg/L	++	0.002	0.01		
SREV	CADMIUM	FOUND		1	U	mg/L	++	0.005	0.02		
SREV	CHROMIUM	FOUND		1	U	mg/L	++	0.01	0.05		
SREV	COBALT	FOUND		1	U	mg/L	++	0.01	0.05		
SREV	COPPER	FOUND		1	U	mg/L	++	0.01	0.05		
SREV	MANGANESE	FOUND		1	U	mg/L	++	0.005	0.03		
SREV	MOLYBDENUM	FOUND		1	U	mg/L	++	0.01	0.05		
SREV	NICKEL	FOUND		1	U	mg/L	++	0.01	0.05		
SREV	ZINC	FOUND		1	U	mg/L	++	0.01	0.05		

L72871-02

Tag: Measured: 11/11/2008 11:40:39 PM

Status	Parm_Stored	Type	Value	Dil	Qual	Units	Appv	MDL	RDL	Text Value	Ext Qual
SREV	BARIUM	BA-3050	91.7	101		mg/Kg	++	0.3	2		MA
SREV	BERYLLIUM	BE-3050	0.3	101	B	mg/Kg	++	0.2	1		
SREV	CADMIUM	CD-3050		101	U	mg/Kg	++	0.5	2		
SREV	CHROMIUM	CR-3050	5	101	B	mg/Kg	++	1	5		
SREV	COBALT	CO-3050	6	101		mg/Kg	++	1	5		ZG
SREV	COPPER	CU-3050	454	101		mg/Kg	++	1	5		M3
SREV	MANGANESE	MN-3050	174	101		mg/Kg	++	0.5	3		
SREV	MOLYBDENUM	MO-3050	47	101		mg/Kg	++	1	5		MC RD
SREV	NICKEL	NI-3050	3	101	B	mg/Kg	++	1	5		
SREV	ZINC	ZN-3050	37	101		mg/Kg	++	1	5		ZG

L72871-03

Tag: Measured: 11/11/2008 11:44:16 PM

Status	Parm_Stored	Type	Value	Dil	Qual	Units	Appv	MDL	RDL	Text Value	Ext Qual
SREV	BARIUM	BA-3050	73.8	101		mg/Kg	++	0.3	2		MA
SREV	BERYLLIUM	BE-3050	0.4	101	B	mg/Kg	++	0.2	1		
SREV	CADMIUM	CD-3050		101	U	mg/Kg	++	0.5	2		
SREV	CHROMIUM	CR-3050	6	101		mg/Kg	++	1	5		
SREV	COBALT	CO-3050	9	101		mg/Kg	++	1	5		ZG
SREV	COPPER	CU-3050	387	101		mg/Kg	++	1	5		M3
SREV	MANGANESE	MN-3050	225	101		mg/Kg	++	0.5	3		
SREV	MOLYBDENUM	MO-3050	63	101		mg/Kg	++	1	5		MC RD
SREV	NICKEL	NI-3050	5	101	B	mg/Kg	++	1	5		
SREV	ZINC	ZN-3050	50	101		mg/Kg	++	1	5		ZG

L72871-04

Tag: Measured: 11/11/2008 11:47:54 PM

Status	Parm_Stored	Type	Value	Dil	Qual	Units	Appv	MDL	RDL	Text Value	Ext Qual
SREV	BARIUM	BA-3050	51.1	100		mg/Kg	++	0.3	2		MA
SREV	BERYLLIUM	BE-3050	0.3	100	B	mg/Kg	++	0.2	1		
SREV	CADMIUM	CD-3050		100	U	mg/Kg	++	0.5	2		
SREV	CHROMIUM	CR-3050	4	100	B	mg/Kg	++	1	5		
SREV	COBALT	CO-3050	14	100		mg/Kg	++	1	5		ZG
SREV	COPPER	CU-3050	788	100		mg/Kg	++	1	5		M3
SREV	MANGANESE	MN-3050	237	100		mg/Kg	++	0.5	3		
SREV	MOLYBDENUM	MO-3050	46	100		mg/Kg	++	1	5		MC RD
SREV	NICKEL	NI-3050	4	100	B	mg/Kg	++	1	5		
SREV	ZINC	ZN-3050	51	100		mg/Kg	++	1	5		ZG

L72871-05

Tag: Measured: 11/11/2008 11:51:31 PM

Status	Parm_Stored	Type	Value	Dil	Qual	Units	Appv	MDL	RDL	Text Value	Ext Qual
SREV	BARIUM	BA-3050	64.3	100		mg/Kg	++	0.3	2		MA
SREV	BERYLLIUM	BE-3050	0.6	100	B	mg/Kg	++	0.2	1		
SREV	CADMIUM	CD-3050		100	U	mg/Kg	++	0.5	2		
SREV	CHROMIUM	CR-3050	7	100		mg/Kg	++	1	5		
SREV	COBALT	CO-3050	8	100		mg/Kg	++	1	5		ZG
SREV	COPPER	CU-3050	844	100		mg/Kg	++	1	5		M3
SREV	MANGANESE	MN-3050	341	100		mg/Kg	++	0.5	3		
SREV	MOLYBDENUM	MO-3050	102	100		mg/Kg	++	1	5		MC RD
SREV	NICKEL	NI-3050	3	100	B	mg/Kg	++	1	5		
SREV	ZINC	ZN-3050	92	100		mg/Kg	++	1	5		ZG

L72871-06

Tag: Measured: 11/11/2008 11:55:09 PM

Status	Parm_Stored	Type	Value	Dil	Qual	Units	Appv	MDL	RDL	Text Value	Ext Qual
SREV	BARIUM	BA-3050	70.5	100		mg/Kg	++	0.3	2		MA
SREV	BERYLLIUM	BE-3050	0.5	100	B	mg/Kg	++	0.2	1		
SREV	CADMIUM	CD-3050		100	U	mg/Kg	++	0.5	2		
SREV	CHROMIUM	CR-3050	6	100		mg/Kg	++	1	5		
SREV	COBALT	CO-3050	7	100		mg/Kg	++	1	5		ZG
SREV	COPPER	CU-3050	509	100		mg/Kg	++	1	5		M3
SREV	MANGANESE	MN-3050	327	100		mg/Kg	++	0.5	3		
SREV	MOLYBDENUM	MO-3050	59	100		mg/Kg	++	1	5		MC RD
SREV	NICKEL	NI-3050	4	100	B	mg/Kg	++	1	5		
SREV	ZINC	ZN-3050	53	100		mg/Kg	++	1	5		ZG

L72871-07

Tag: Measured: 11/11/2008 11:58:46 PM

Status	Parm_Stored	Type	Value	Dil	Qual	Units	Appv	MDL	RDL	Text Value	Ext Qual
SREV	BARIUM	BA-3050	98.2	101		mg/Kg	++	0.3	2		MA
SREV	BERYLLIUM	BE-3050	0.5	101	B	mg/Kg	++	0.2	1		
SREV	CADMIUM	CD-3050		101	U	mg/Kg	++	0.5	2		
SREV	CHROMIUM	CR-3050	7	101		mg/Kg	++	1	5		
SREV	COBALT	CO-3050	10	101		mg/Kg	++	1	5		ZG
SREV	COPPER	CU-3050	447	101		mg/Kg	++	1	5		M3
SREV	MANGANESE	MN-3050	433	101		mg/Kg	++	0.5	3		
SREV	MOLYBDENUM	MO-3050	46	101		mg/Kg	++	1	5		MC RD
SREV	NICKEL	NI-3050	4	101	B	mg/Kg	++	1	5		
SREV	ZINC	ZN-3050	55	101		mg/Kg	++	1	5		ZG

L72871-08

Tag: Measured: 11/12/2008 12:02:24 AM

Status	Parm_Stored	Type	Value	Dil	Qual	Units	Appv	MDL	RDL	Text Value	Ext Qual
SREV	BARIUM	BA-3050	95.4	100		mg/Kg	++	0.3	2		MA
SREV	BERYLLIUM	BE-3050	0.4	100	B	mg/Kg	++	0.2	1		
SREV	CADMIUM	CD-3050		100	U	mg/Kg	++	0.5	2		
SREV	CHROMIUM	CR-3050	11	100		mg/Kg	++	1	5		
SREV	COBALT	CO-3050	13	100		mg/Kg	++	1	5		ZG
SREV	COPPER	CU-3050	530	100		mg/Kg	++	1	5		M3
SREV	MANGANESE	MN-3050	297	100		mg/Kg	++	0.5	3		
SREV	MOLYBDENUM	MO-3050	43	100		mg/Kg	++	1	5		MC RD
SREV	NICKEL	NI-3050	9	100		mg/Kg	++	1	5		
SREV	ZINC	ZN-3050	50	100		mg/Kg	++	1	5		ZG

L72871-09

Tag: Measured: 11/12/2008 12:06:01 AM

Status	Parm_Stored	Type	Value	Dil	Qual	Units	Appv	MDL	RDL	Text Value	Ext Qual
SREV	BARIUM	BA-3050	104	100		mg/Kg	++	0.3	2		MA
SREV	BERYLLIUM	BE-3050	0.4	100	B	mg/Kg	++	0.2	1		
SREV	CADMIUM	CD-3050		100	U	mg/Kg	++	0.5	2		
SREV	CHROMIUM	CR-3050	14	100		mg/Kg	++	1	5		
SREV	COBALT	CO-3050	14	100		mg/Kg	++	1	5		ZG
SREV	COPPER	CU-3050	579	100		mg/Kg	++	1	5		M3
SREV	MANGANESE	MN-3050	315	100		mg/Kg	++	0.5	3		
SREV	MOLYBDENUM	MO-3050	124	100		mg/Kg	++	1	5		MC RD
SREV	NICKEL	NI-3050	9	100		mg/Kg	++	1	5		
SREV	ZINC	ZN-3050	70	100		mg/Kg	++	1	5		ZG

L72871-10

Tag: Measured: 11/12/2008 12:09:39 AM

Status	Parm_Stored	Type	Value	Dil	Qual	Units	Appv	MDL	RDL	Text Value	Ext Qual
SREV	BARIUM	BA-3050	97.5	100		mg/Kg	++	0.3	2		MA
SREV	BERYLLIUM	BE-3050	0.4	100	B	mg/Kg	++	0.2	1		
SREV	CADMIUM	CD-3050		100	U	mg/Kg	++	0.5	2		
SREV	CHROMIUM	CR-3050	10	100		mg/Kg	++	1	5		
SREV	COBALT	CO-3050	12	100		mg/Kg	++	1	5		ZG
SREV	COPPER	CU-3050	561	100		mg/Kg	++	1	5		M3
SREV	MANGANESE	MN-3050	291	100		mg/Kg	++	0.5	3		
SREV	MOLYBDENUM	MO-3050	60	100		mg/Kg	++	1	5		MC RD
SREV	NICKEL	NI-3050	8	100		mg/Kg	++	1	5		
SREV	ZINC	ZN-3050	76	100		mg/Kg	++	1	5		ZG

L72871-11

Tag: Measured: 11/12/2008 12:13:16 AM

Status	Parm_Stored	Type	Value	Dil	Qual	Units	Appv	MDL	RDL	Text Value	Ext Qual
SREV	BARIUM	BA-3050	107	100		mg/Kg	++	0.3	2		MA
SREV	BERYLLIUM	BE-3050	0.4	100	B	mg/Kg	++	0.2	1		
SREV	CADMIUM	CD-3050		100	U	mg/Kg	++	0.5	2		
SREV	CHROMIUM	CR-3050	12	100		mg/Kg	++	1	5		
SREV	COBALT	CO-3050	13	100		mg/Kg	++	1	5		ZG
SREV	COPPER	CU-3050	642	100		mg/Kg	++	1	5		M3
SREV	MANGANESE	MN-3050	301	100		mg/Kg	++	0.5	3		
SREV	MOLYBDENUM	MO-3050	129	100		mg/Kg	++	1	5		MC RD
SREV	NICKEL	NI-3050	9	100		mg/Kg	++	1	5		
SREV	ZINC	ZN-3050	82	100		mg/Kg	++	1	5		ZG

WG255523CCV2

Tag: Measured: 11/12/2008 12:16:55 AM

Status	Parm_Stored	Type	Value	Dil	Qual	Units	Appv	MDL	RDL	Text Value	Ext Qual
SREV	BARIUM	FOUND	1.0406	1		mg/L	++	0.003	0.02		
SREV	BARIUM	REC	104.1	1		%	++	0.003	0.02		
SREV	BERYLLIUM	FOUND	1.0271	1		mg/L	++	0.002	0.01		
SREV	BERYLLIUM	REC	102.7	1		%	++	0.002	0.01		
SREV	CADMIUM	FOUND	1.0083	1		mg/L	++	0.005	0.02		
SREV	CADMIUM	REC	100.8	1		%	++	0.005	0.02		
SREV	CHROMIUM	FOUND	0.998	1		mg/L	++	0.01	0.05		
SREV	CHROMIUM	REC	99.8	1		%	++	0.01	0.05		
SREV	COBALT	FOUND	1.03	1		mg/L	++	0.01	0.05		
SREV	COBALT	REC	102.9	1		%	++	0.01	0.05		
SREV	COPPER	FOUND	1.008	1		mg/L	++	0.01	0.05		
SREV	COPPER	REC	100.8	1		%	++	0.01	0.05		
SREV	MANGANESE	FOUND	1.0138	1		mg/L	++	0.005	0.03		
SREV	MANGANESE	REC	101.4	1		%	++	0.005	0.03		
SREV	MOLYBDENUM	FOUND	1.021	1		mg/L	++	0.01	0.05		
SREV	MOLYBDENUM	REC	102.1	1		%	++	0.01	0.05		
SREV	NICKEL	FOUND	0.998	1		mg/L	++	0.01	0.05		
SREV	NICKEL	REC	99.6	1		%	++	0.01	0.05		
SREV	ZINC	FOUND	1.024	1		mg/L	++	0.01	0.05		
SREV	ZINC	REC	102.4	1		%	++	0.01	0.05		

WG255523CCB2

Tag: Measured: 11/12/2008 12:20:33 AM

Status	Parm_Stored	Type	Value	Dil	Qual	Units	Appv	MDL	RDL	Text Value	Ext Qual
SREV	BARIUM	FOUND		1	U	mg/L	++	0.003	0.02		
SREV	BERYLLIUM	FOUND		1	U	mg/L	++	0.002	0.01		
SREV	CADMIUM	FOUND		1	U	mg/L	++	0.005	0.02		
SREV	CHROMIUM	FOUND		1	U	mg/L	++	0.01	0.05		
SREV	COBALT	FOUND		1	U	mg/L	++	0.01	0.05		
SREV	COPPER	FOUND		1	U	mg/L	++	0.01	0.05		
SREV	MANGANESE	FOUND		1	U	mg/L	++	0.005	0.03		
SREV	MOLYBDENUM	FOUND		1	U	mg/L	++	0.01	0.05		
SREV	NICKEL	FOUND		1	U	mg/L	++	0.01	0.05		
SREV	ZINC	FOUND		1	U	mg/L	++	0.01	0.05		

L72871-12

Tag: Measured: 11/12/2008 12:24:11 AM

Status	Parm_Stored	Type	Value	Dil	Qual	Units	Appv	MDL	RDL	Text Value	Ext Qual
SREV	BARIUM	BA-3050	127	100		mg/Kg	++	0.3	2		MA
SREV	BERYLLIUM	BE-3050	0.5	100	B	mg/Kg	++	0.2	1		
SREV	CADMIUM	CD-3050		100	U	mg/Kg	++	0.5	2		
SREV	CHROMIUM	CR-3050	24	100		mg/Kg	++	1	5		
SREV	COBALT	CO-3050	15	100		mg/Kg	++	1	5		ZG
SREV	COPPER	CU-3050	318	100		mg/Kg	++	1	5		M3
SREV	MANGANESE	MN-3050	369	100		mg/Kg	++	0.5	3		
SREV	MOLYBDENUM	MO-3050	38	100		mg/Kg	++	1	5		MC RD
SREV	NICKEL	NI-3050	16	100		mg/Kg	++	1	5		
SREV	ZINC	ZN-3050	76	100		mg/Kg	++	1	5		ZG

L72871-13

Tag: Measured: 11/12/2008 12:27:48 AM

Status	Parm_Stored	Type	Value	Dil	Qual	Units	Appv	MDL	RDL	Text Value	Ext Qual
SREV	BARIUM	BA-3050	137	100		mg/Kg	++	0.3	2		MA
SREV	BERYLLIUM	BE-3050	0.5	100	B	mg/Kg	++	0.2	1		
SREV	CADMIUM	CD-3050		100	U	mg/Kg	++	0.5	2		
SREV	CHROMIUM	CR-3050	34	100		mg/Kg	++	1	5		
SREV	COBALT	CO-3050	14	100		mg/Kg	++	1	5		ZG
SREV	COPPER	CU-3050	230	100		mg/Kg	++	1	5		M3
SREV	MANGANESE	MN-3050	412	100		mg/Kg	++	0.5	3		
SREV	MOLYBDENUM	MO-3050	32	100		mg/Kg	++	1	5		MC RD
SREV	NICKEL	NI-3050	22	100		mg/Kg	++	1	5		
SREV	ZINC	ZN-3050	73	100		mg/Kg	++	1	5		ZG

L72871-14

Tag: Measured: 11/12/2008 12:31:26 AM

Status	Parm_Stored	Type	Value	Dil	Qual	Units	Appv	MDL	RDL	Text Value	Ext Qual
SREV	BARIUM	BA-3050	126	101		mg/Kg	++	0.3	2		MA
SREV	BERYLLIUM	BE-3050	0.5	101	B	mg/Kg	++	0.2	1		
SREV	CADMIUM	CD-3050		101	U	mg/Kg	++	0.5	2		
SREV	CHROMIUM	CR-3050	33	101		mg/Kg	++	1	5		
SREV	COBALT	CO-3050	14	101		mg/Kg	++	1	5		ZG
SREV	COPPER	CU-3050	392	101		mg/Kg	++	1	5		M3
SREV	MANGANESE	MN-3050	386	101		mg/Kg	++	0.5	3		
SREV	MOLYBDENUM	MO-3050	42	101		mg/Kg	++	1	5		MC RD
SREV	NICKEL	NI-3050	21	101		mg/Kg	++	1	5		
SREV	ZINC	ZN-3050	73	101		mg/Kg	++	1	5		ZG

L72871-15

Tag: Measured: 11/12/2008 12:35:04 AM

Status	Parm_Stored	Type	Value	Dil	Qual	Units	Appv	MDL	RDL	Text Value	Ext Qual
SREV	BARIUM	BA-3050	171	101		mg/Kg	++	0.3	2		MA
SREV	BERYLLIUM	BE-3050	0.6	101	B	mg/Kg	++	0.2	1		
SREV	CADMIUM	CD-3050		101	U	mg/Kg	++	0.5	2		
SREV	CHROMIUM	CR-3050	49	101		mg/Kg	++	1	5		
SREV	COBALT	CO-3050	17	101		mg/Kg	++	1	5		ZG
SREV	COPPER	CU-3050	280	101		mg/Kg	++	1	5		M3
SREV	MANGANESE	MN-3050	456	101		mg/Kg	++	0.5	3		
SREV	MOLYBDENUM	MO-3050	42	101		mg/Kg	++	1	5		MC RD
SREV	NICKEL	NI-3050	31	101		mg/Kg	++	1	5		
SREV	ZINC	ZN-3050	91	101		mg/Kg	++	1	5		ZG

L72871-16

Tag: Measured: 11/12/2008 12:38:42 AM

Status	Parm_Stored	Type	Value	Dil	Qual	Units	Appv	MDL	RDL	Text Value	Ext Qual
SREV	BARIUM	BA-3050	78.5	101		mg/Kg	++	0.3	2		MA
SREV	BERYLLIUM	BE-3050	0.7	101	B	mg/Kg	++	0.2	1		
SREV	CADMIUM	CD-3050		101	U	mg/Kg	++	0.5	2		
SREV	CHROMIUM	CR-3050	9	101		mg/Kg	++	1	5		
SREV	COBALT	CO-3050	5	101		mg/Kg	++	1	5		ZG
SREV	COPPER	CU-3050	223	101		mg/Kg	++	1	5		M3
SREV	MANGANESE	MN-3050	212	101		mg/Kg	++	0.5	3		
SREV	MOLYBDENUM	MO-3050	12	101		mg/Kg	++	1	5		MC RD
SREV	NICKEL	NI-3050	6	101		mg/Kg	++	1	5		
SREV	ZINC	ZN-3050	48	101		mg/Kg	++	1	5		ZG

L72871-17

Tag: Measured: 11/12/2008 12:42:19 AM

Status	Parm_Stored	Type	Value	Dil	Qual	Units	Appv	MDL	RDL	Text Value	Ext Qual
SREV	BARIUM	BA-3050	52.6	101		mg/Kg	++	0.3	2		MA
SREV	BERYLLIUM	BE-3050	0.6	101	B	mg/Kg	++	0.2	1		
SREV	CADMIUM	CD-3050		101	U	mg/Kg	++	0.5	2		
SREV	CHROMIUM	CR-3050	9	101		mg/Kg	++	1	5		
SREV	COBALT	CO-3050	6	101		mg/Kg	++	1	5		ZG
SREV	COPPER	CU-3050	223	101		mg/Kg	++	1	5		M3
SREV	MANGANESE	MN-3050	227	101		mg/Kg	++	0.5	3		
SREV	MOLYBDENUM	MO-3050	11	101		mg/Kg	++	1	5		MC RD
SREV	NICKEL	NI-3050	6	101		mg/Kg	++	1	5		
SREV	ZINC	ZN-3050	41	101		mg/Kg	++	1	5		ZG

L72871-18

Tag: Measured: 11/12/2008 12:45:57 AM

Status	Parm_Stored	Type	Value	Dil	Qual	Units	Appv	MDL	RDL	Text Value	Ext Qual
SREV	BARIUM	BA-3050	117	100		mg/Kg	++	0.3	2		MA
SREV	BERYLLIUM	BE-3050	0.5	100	B	mg/Kg	++	0.2	1		
SREV	CADMIUM	CD-3050		100	U	mg/Kg	++	0.5	2		
SREV	CHROMIUM	CR-3050	30	100		mg/Kg	++	1	5		
SREV	COBALT	CO-3050	14	100		mg/Kg	++	1	5		ZG
SREV	COPPER	CU-3050	372	100		mg/Kg	++	1	5		M3
SREV	MANGANESE	MN-3050	374	100		mg/Kg	++	0.5	3		
SREV	MOLYBDENUM	MO-3050	66	100		mg/Kg	++	1	5		MC RD
SREV	NICKEL	NI-3050	20	100		mg/Kg	++	1	5		
SREV	ZINC	ZN-3050	68	100		mg/Kg	++	1	5		ZG

WG255523CCV3

Tag:

Measured: 11/12/2008 12:49:35 AM

Status	Parm_Stored	Type	Value	Dil	Qual	Units	Appv	MDL	RDL	Text Value	Ext Qual
SREV	BARIUM	FOUND	1.0433	1		mg/L	++	0.003	0.02		
SREV	BARIUM	REC	104.3	1		%	++	0.003	0.02		
SREV	BERYLLIUM	FOUND	1.0256	1		mg/L	++	0.002	0.01		
SREV	BERYLLIUM	REC	102.6	1		%	++	0.002	0.01		
SREV	CADMIUM	FOUND	1.0076	1		mg/L	++	0.005	0.02		
SREV	CADMIUM	REC	100.8	1		%	++	0.005	0.02		
SREV	CHROMIUM	FOUND	0.995	1		mg/L	++	0.01	0.05		
SREV	CHROMIUM	REC	99.5	1		%	++	0.01	0.05		
SREV	COBALT	FOUND	1.031	1		mg/L	++	0.01	0.05		
SREV	COBALT	REC	103	1		%	++	0.01	0.05		
SREV	COPPER	FOUND	1.006	1		mg/L	++	0.01	0.05		
SREV	COPPER	REC	100.6	1		%	++	0.01	0.05		
SREV	MANGANESE	FOUND	1.0134	1		mg/L	++	0.005	0.03		
SREV	MANGANESE	REC	101.3	1		%	++	0.005	0.03		
SREV	MOLYBDENUM	FOUND	1.02	1		mg/L	++	0.01	0.05		
SREV	MOLYBDENUM	REC	102	1		%	++	0.01	0.05		
SREV	NICKEL	FOUND	0.996	1		mg/L	++	0.01	0.05		
SREV	NICKEL	REC	99.4	1		%	++	0.01	0.05		
SREV	ZINC	FOUND	1.023	1		mg/L	++	0.01	0.05		
SREV	ZINC	REC	102.3	1		%	++	0.01	0.05		

WG255523CCB3

Tag:

Measured: 11/12/2008 12:53:14 AM

Status	Parm_Stored	Type	Value	Dil	Qual	Units	Appv	MDL	RDL	Text Value	Ext Qual
SREV	BARIUM	FOUND		1	U	mg/L	++	0.003	0.02		
SREV	BERYLLIUM	FOUND		1	U	mg/L	++	0.002	0.01		
SREV	CADMIUM	FOUND		1	U	mg/L	++	0.005	0.02		
SREV	CHROMIUM	FOUND		1	U	mg/L	++	0.01	0.05		
SREV	COBALT	FOUND		1	U	mg/L	++	0.01	0.05		
SREV	COPPER	FOUND		1	U	mg/L	++	0.01	0.05		
SREV	MANGANESE	FOUND		1	U	mg/L	++	0.005	0.03		
SREV	MOLYBDENUM	FOUND		1	U	mg/L	++	0.01	0.05		
SREV	NICKEL	FOUND		1	U	mg/L	++	0.01	0.05		
SREV	ZINC	FOUND		1	U	mg/L	++	0.01	0.05		

WG255523
Instrument ID: ICP3
Date file created: 11/12/2008 5:19:24 PM
P:\PDFMerge\icp3\WG255523.txt

Standardization Rpt. 11/11/08 10:33:58 PM page 1

Method: tl Standard: CLPTBLK
Run Time: 11/11/08 22:31:58

Elem	Ag3280	Al3082	As1936	B_2496	Ba4934	Be3130	Bi2230
Avge	.012	.183	-.036	.004	.000	.060	.004
SDev	.004	.001	.012	.001	.000	.000	.001
%RSD	28.3	.387	32.9	15.7	.000	.000	15.7
#1	.015	.182	-.028	.004	.000	.060	.005
#2	.010	.183	-.045	.005	.000	.060	.004

Elem	Ca3179	Cd2265	Co2286	Cr2677	Cu3247	Fe2599	Ga2943
Avge	.012	.001	-.019	.021	.045	.007	.005
SDev	.001	.001	.003	.002	.003	.001	.001
%RSD	11.8	141.	14.9	9.87	6.29	10.9	12.9
#1	.011	.000	-.017	.020	.047	.007	.005
#2	.013	.002	-.021	.023	.043	.006	.006

Elem	K_7664	Li6707	Mg2790	Mn2576	Mo2020	Na5889	Na3302
Avge	.033	.001	.035	.033	.007	.169	.303
SDev	.001	.001	.001	.001	.001	.006	.022
%RSD	4.29	141.	1.99	4.29	10.9	3.75	7.25
#1	.032	.000	.036	.034	.007	.165	.287
#2	.034	.002	.035	.032	.006	.174	.318

Elem	Ni2316	Pb2203	Sb2068	Sc3613	Se1960	SiO2	Sn1899
Avge	.090	.114	.043	.001	-.082	.066	-.019
SDev	.003	.001	.023	.000	.012	.002	.036
%RSD	3.14	1.24	52.6	.000	14.7	3.24	195.
#1	.092	.113	.027	.001	-.073	.064	-.044
#2	.088	.115	.059	.001	-.090	.067	.007

Elem	Sr4215	Ti3349	Tl3775	V_2924	Zn2138
Avge	-.001	.009	.067	.001	.061
SDev	.001	.004	.013	.001	.001
%RSD	141.	47.1	19.0	141.	1.15
#1	.000	.012	.076	.000	.062
#2	-.001	.006	.058	.002	.061

Standardization Rpt. 11/11/08 10:37:26 PM page 1

Method: tl Standard: CLPTSTD1
Run Time: 11/11/08 22:35:36

Elem	Ag3280	As1936	B_2496	Ba4934	Be3130	Bi2230	Cd2265
Avge	3.09	19.7	3.18	4.44	18.6	3.70	4.07
SDev	.01	.1	.01	.01	.0	.01	.01

%RSD	.206	.273	.311	.127	.091	.153	.208
#1	3.10	19.6	3.17	4.43	18.6	3.70	4.07
#2	3.09	19.7	3.18	4.44	18.6	3.70	4.08

Elem	Co2286	Cr2677	Cu3247	Ga2943	Li6707	Mn2576	Mo2020
Avge	3.55	3.35	4.29	2.59	3.51	15.8	1.79
SDev	.00	.00	.01	.00	.00	.0	.01
%RSD	.020	.084	.231	.000	.040	.233	.316
#1	3.55	3.35	4.28	2.59	3.52	15.7	1.78
#2	3.55	3.35	4.30	2.59	3.51	15.8	1.79

Elem	Ni2316	Pb2203	Sb2068	Sc3613	Se1960	SiO2	Sn1899
Avge	4.85	2.02	12.5	21.4	7.44	21.7	21.5
SDev	.01	.02	.0	.0	.03	.1	.1
%RSD	.175	.771	.039	.125	.456	.420	.514
#1	4.86	2.01	12.5	21.4	7.41	21.6	21.4
#2	4.84	2.03	12.6	21.5	7.46	21.8	21.5

Elem	Sr4215	Ti3349	Tl3775	V_2924	Zn2138
Avge	5.90	4.60	1.62	2.39	5.03
SDev	.02	.01	.01	.01	.01
%RSD	.264	.323	.785	.326	.253
#1	5.89	4.59	1.61	2.38	5.02
#2	5.91	4.61	1.63	2.39	5.04

Standardization Rpt. 11/11/08 10:40:22 PM page 1

Method: tl Standard: CLPTSTD2
Run Time: 11/11/08 22:39:04

Elem	Al3082	Ca3179	Fe2599	Mg2790
Avge	19.4	19.4	63.6	18.3
SDev	.0	.1	.2	.1
%RSD	.237	.327	.257	.367
#1	19.5	19.5	63.7	18.3
#2	19.4	19.4	63.5	18.3

Standardization Rpt. 11/11/08 10:43:20 PM page 1

Method: tl Standard: CLPTSTD3
Run Time: 11/11/08 22:42:01

Elem	K_7664	Na5889	Na3302
Avge	4.31	64.6	2.96
SDev	.02	.6	.02
%RSD	.410	1.000	.622
#1	4.32	65.0	2.97
#2	4.30	64.1	2.94

Analysis Report QC Standard 11/11/08 10:47:04 PM page 1

Method: tl Sample Name: ICV Operator: AEH
Run Time: 11/11/08 22:44:57
Comment:
Mode: CONC Corr. Factor: 1

Elem	Ag3280	Al3082	As1936	B_2496	Ba4934	Be3130	Bi2230
Units	mg/L	mg/L	mg/L	mg/L	mg/L	mg/L	mg/L
Avge	.985	2.03	4.00	1.96	2.02	1.98	1.97
SDev	.004	.01	.01	.02	.02	.02	.01
%RSD	.374	.691	.217	.955	1.15	.947	.687
#1	.988	2.04	4.01	1.98	2.04	1.99	1.98
#2	.983	2.02	4.00	1.95	2.00	1.97	1.96

Elem	Ca3179	Cd2265	Co2286	Cr2677	Cu3247	Fe2599	Ga2943
Units	mg/L	mg/L	mg/L	mg/L	mg/L	mg/L	mg/L
Avge	96.8	1.93	1.97	1.92	1.96	1.94	2.02
SDev	.7	.01	.02	.01	.02	.02	.01
%RSD	.699	.757	.818	.752	.918	1.10	.274
#1	97.2	1.94	1.98	1.93	1.97	1.95	2.02
#2	96.3	1.92	1.96	1.91	1.95	1.92	2.03

Elem	K_7664	Li6707	Mg2790	Mn2576	Mo2020	Na5889	Na3302
Units	mg/L	mg/L	mg/L	mg/L	mg/L	mg/L	mg/L
Avge	20.0	2.04	98.3	1.94	1.95	100.	99.1
SDev	.2	.03	.8	.02	.02	1.	1.6
%RSD	.827	1.27	.864	.846	.897	1.12	1.62
#1	20.1	2.05	98.9	1.95	1.96	101.	100.
#2	19.9	2.02	97.7	1.93	1.93	99.3	97.9

Elem	Ni2316	Pb2203	Sb2068	Sc3613	Se1960	SiO2	Sn1899
Units	mg/L	mg/L	mg/L	mg/L	mg/L	mg/L	mg/L
Avge	1.91	3.86	4.26	1.98	4.05	44.5	1.95
SDev	.02	.06	.05	.02	.08	.1	.03
%RSD	1.11	1.53	1.14	1.15	1.86	.294	1.69
#1	1.92	3.90	4.29	2.00	4.11	44.6	1.93
#2	1.89	3.82	4.22	1.96	4.00	44.4	1.97

Elem	Sr4215	Ti3349	Tl3775	V_2924	Zn2138
Units	mg/L	mg/L	mg/L	mg/L	mg/L
Avge	2.05	2.02	4.01	1.95	1.95
SDev	.02	.02	.06	.03	.02
%RSD	1.09	.991	1.39	1.36	.774
#1	2.07	2.03	3.97	1.97	1.97
#2	2.04	2.01	4.05	1.93	1.94

Analysis Report Blank Sample 11/11/08 10:50:49 PM page 1

Method: tl Sample Name: ICB Operator:
Run Time: 11/11/08 22:48:43
Comment:
Mode: CONC Corr. Factor: 1

Elem	Ag3280	Al3082	As1936	B_2496	Ba4934	Be3130	Bi2230
Units	mg/L	mg/L	mg/L	mg/L	mg/L	mg/L	mg/L

Avge	-.000	-.018	-.002	-.002	.000	.001	-.001
SDev	.005	.018	.026	.003	.000	.000	.008
%RSD	1410.	99.3	1050.	170.	.000	12.1	568.
#1	.003	-.005	.016	.000	.000	.001	-.007
#2	-.004	-.030	-.021	-.003	.000	.001	.004

Elem	Ca3179	Cd2265	Co2286	Cr2677	Cu3247	Fe2599	Ga2943
Units	mg/L	mg/L	mg/L	mg/L	mg/L	mg/L	mg/L
Avge	.020	-.001	-.002	.000	-.003	-.001	-.023
SDev	.016	.001	.001	.004	.002	.002	.036
%RSD	81.9	84.7	47.9	2460000.	71.2	354.	153.
#1	.031	-.000	-.001	.003	-.001	.001	.002
#2	.008	-.002	-.002	-.003	-.004	-.002	-.048

Elem	K_7664	Li6707	Mg2790	Mn2576	Mo2020	Na5889	Na3302
Units	mg/L	mg/L	mg/L	mg/L	mg/L	mg/L	mg/L
Avge	.056	-.001	-.024	.000	.001	.011	-.452
SDev	.106	.002	.008	.000	.002	.012	1.731
%RSD	189.	283.	32.1	420.	283.	111.	383.
#1	.131	.001	-.019	.000	.002	.019	.772
#2	-.019	-.002	-.030	-.000	-.001	.002	L-1.68

Elem	Ni2316	Pb2203	Sb2068	Sc3613	Se1960	SiO2	Sn1899
Units	mg/L	mg/L	mg/L	mg/L	mg/L	mg/L	mg/L
Avge	-.003	-.019	-.010	.000	-.015	.002	-.006
SDev	.001	.024	.019	.000	.008	.055	.012
%RSD	19.2	126.	185.	141.	49.2	2630.	189.
#1	-.002	-.002	.003	.000	-.010	.041	.002
#2	-.003	-.036	-.024	.000	-.021	-.037	-.015

Elem	Sr4215	Ti3349	Tl3775	V_2924	Zn2138
Units	mg/L	mg/L	mg/L	mg/L	mg/L
Avge	.000	-.000	-.110	.000	.001
SDev	.000	.001	.064	.003	.002
%RSD	70.7	883000.	58.3	710.	276.
#1	.001	.001	-.065	.003	.002
#2	.000	-.001	-.155	-.002	-.001

Analysis Report QC Standard 11/11/08 10:54:33 PM page 1

Method: tl Sample Name: PQV Operator: AEH
Run Time: 11/11/08 22:52:27
Comment:
Mode: CONC Corr. Factor: 1

Elem	Ag3280	Al3082	As1936	B_2496	Ba4934	Be3130	Bi2230
Units	mg/L	mg/L	mg/L	mg/L	mg/L	mg/L	mg/L
Avge	.025	.151	.206	.052	.015	.010	.206
SDev	.002	.016	.020	.000	.001	.000	.006
%RSD	7.34	10.7	9.64	.858	6.33	.769	2.79
#1	.026	.139	.220	.052	.016	.010	.202
#2	.024	.162	.192	.051	.014	.010	.210

Elem	Ca3179	Cd2265	Co2286	Cr2677	Cu3247	Fe2599	Ga2943
Units	mg/L	mg/L	mg/L	mg/L	mg/L	mg/L	mg/L
Avge	1.12	.015	.050	.053	.050	.054	.480
SDev	.00	.001	.002	.005	.000	.001	.008
%RSD	.389	9.13	4.65	9.63	.734	1.63	1.71
#1	1.12	.016	.052	.056	.050	.054	.474
#2	1.13	.014	.049	.049	.050	.055	.486

Elem	K_7664	Li6707	Mg2790	Mn2576	Mo2020	Na5889	Na3302
Units	mg/L	mg/L	mg/L	mg/L	mg/L	mg/L	mg/L
Avge	1.62	.102	1.00	.026	.060	1.53	Q.454
SDev	.08	.000	.01	.000	.002	.01	.136
%RSD	4.90	.394	.774	.694	4.00	.861	29.9
#1	1.67	.102	.996	.026	.058	1.52	Q.550
#2	1.56	.102	1.01	.026	.061	1.54	Q.358

Elem	Ni2316	Pb2203	Sb2068	Sc3613	Se1960	SiO2	Sn1899
Units	mg/L	mg/L	mg/L	mg/L	mg/L	mg/L	mg/L
Avge	.050	.212	.096	.506	.208	2.31	.527
SDev	.001	.015	.017	.006	.026	.02	.015
%RSD	1.28	7.29	17.6	1.11	12.7	.717	2.90
#1	.050	.223	.108	.502	.227	2.33	.516
#2	.049	.201	.084	.510	.189	2.30	.538

Elem	Sr4215	Ti3349	Tl3775	V_2924	Zn2138
Units	mg/L	mg/L	mg/L	mg/L	mg/L
Avge	.051	.028	.969	.027	.060
SDev	.001	.003	.064	.001	.001
%RSD	1.41	12.1	6.61	2.26	1.90
#1	.051	.030	.924	.027	.061
#2	.052	.026	1.01	.026	.059

Analysis Report QC Standard 11/11/08 10:58:16 PM page 1

Method: tl Sample Name: ICSABI Operator: AEH
Run Time: 11/11/08 22:56:10
Comment:
Mode: CONC Corr. Factor: 1

Elem	Ag3280	Al3082	As1936	B_2496	Ba4934	Be3130	Bi2230
Units	mg/L	mg/L	mg/L	mg/L	mg/L	mg/L	mg/L
Avge	.472	248.	4.87	.482	.249	.245	.498
SDev	.002	.	.03	.011	.001	.001	.000
%RSD	.389	.136	.592	2.23	.383	.343	.022
#1	.471	248.	4.89	.475	.250	.245	.498
#2	.473	248.	4.85	.490	.249	.246	.498

Elem	Ca3179	Cd2265	Co2286	Cr2677	Cu3247	Fe2599	Ga2943
Units	mg/L	mg/L	mg/L	mg/L	mg/L	mg/L	mg/L
Avge	237.	.452	.227	.232	.243	92.9	.486
SDev	1.	.001	.000	.003	.000	.0	.017
%RSD	.239	.310	.018	1.45	.131	.002	3.39
#1	236.	.453	.227	.234	.243	92.9	.475

#2	237.	.451	.227	.230	.243	92.9	.498

Elem	K_7664	Li6707	Mg2790	Mn2576	Mo2020	Na5889	Na3302
Units	mg/L	mg/L	mg/L	mg/L	mg/L	mg/L	mg/L
Avge	25.4	.523	245.	.240	.467	25.6	24.1
SDev	.1	.004	.	.001	.002	.0	.4
%RSD	.209	.769	.143	.483	.338	.081	1.66
#1	25.3	.520	245.	.239	.466	25.7	23.8
#2	25.4	.526	246.	.241	.469	25.6	24.4

Elem	Ni2316	Pb2203	Sb2068	Sc3613	Se1960	SiO2	Sn1899
Units	mg/L	mg/L	mg/L	mg/L	mg/L	mg/L	mg/L
Avge	.458	.471	.475	.499	4.92	5.33	2.38
SDev	.004	.009	.014	.002	.04	.02	.04
%RSD	.963	1.83	2.96	.463	.727	.449	1.54
#1	.461	.465	.485	.497	4.94	5.31	2.35
#2	.455	.477	.465	.501	4.89	5.35	2.40

Elem	Sr4215	Ti3349	Tl3775	V_2924	Zn2138
Units	mg/L	mg/L	mg/L	mg/L	mg/L
Avge	.486	.487	2.33	.238	.460
SDev	.000	.001	.08	.000	.001
%RSD	.047	.189	3.33	.001	.186
#1	.486	.487	2.38	.238	.460
#2	.486	.488	2.27	.238	.461

Analysis Report QC Standard 11/11/08 11:01:59 PM page 1

Method: tl Sample Name: WBLK Operator: AEH
Run Time: 11/11/08 22:59:53
Comment:
Mode: CONC Corr. Factor: 1

Elem	Ag3280	Al3082	As1936	B_2496	Ba4934	Be3130	Bi2230
Units	mg/L	mg/L	mg/L	mg/L	mg/L	mg/L	mg/L
Avge	-.001	.059	-.012	-.001	.000	-.000	.004
SDev	.001	.024	.003	.001	.000	.000	.000
%RSD	107.	39.8	24.0	213.	.000	141.	.042
#1	-.000	.076	-.010	.000	.000	.000	.004
#2	-.002	.043	-.014	-.002	.000	-.000	.004

Elem	Ca3179	Cd2265	Co2286	Cr2677	Cu3247	Fe2599	Ga2943
Units	mg/L	mg/L	mg/L	mg/L	mg/L	mg/L	mg/L
Avge	.032	-.002	-.001	-.004	-.002	.029	-.025
SDev	.013	.001	.003	.001	.001	.001	.005
%RSD	41.0	60.4	318.	34.9	72.5	3.05	21.8
#1	.023	-.002	.001	-.003	-.001	.030	-.021
#2	.041	-.001	-.003	-.004	-.003	.029	-.029

Elem	K_7664	Li6707	Mg2790	Mn2576	Mo2020	Na5889	Na3302
Units	mg/L	mg/L	mg/L	mg/L	mg/L	mg/L	mg/L
Avge	.023	-.002	.007	.003	-.001	-.008	-1.07
SDev	.099	.000	.002	.000	.004	.014	.91
%RSD	424.	.000	23.5	.034	354.	184.	84.5

#1	.094	-.002	.005	.003	-.004	.002	-.432
#2	-.047	-.002	.008	.003	.002	-.018	-1.72

Elem	Ni2316	Pb2203	Sb2068	Sc3613	Se1960	SiO2	Sn1899
Units	mg/L	mg/L	mg/L	mg/L	mg/L	mg/L	mg/L
Avge	-.002	.000	-.015	-.000	-.014	-.008	-.016
SDev	.001	.004	.011	.000	.021	.010	.002
%RSD	65.0	763.	75.5	.000	148.	127.	10.7
#1	-.001	-.002	-.023	-.000	.001	-.015	-.015
#2	-.003	.003	-.007	-.000	-.029	-.001	-.017

Elem	Sr4215	Ti3349	Tl3775	V_2924	Zn2138
Units	mg/L	mg/L	mg/L	mg/L	mg/L
Avge	-.000	-.001	.052	-.000	-.000
SDev	.000	.003	.091	.000	.000
%RSD	37900.	425.	177.	29.7	70.0
#1	.000	.001	.117	-.000	-.000
#2	-.000	-.003	-.013	-.000	-.001

Analysis Report 11/11/08 11:05:43 PM page 1

Method: tl Sample Name: WG255413PBS:100 Operator: AEH
Run Time: 11/11/08 23:03:37
Comment: PBS
Mode: CONC Corr. Factor: 1

Elem	Ag3280	Al3082	As1936	B_2496	Ba4934	Be3130	Bi2230
Units	mg/L	mg/L	mg/L	mg/L	mg/L	mg/L	mg/L
Avge	-.003	-.006	.002	-.001	.000	.000	.004
SDev	.000	.010	.013	.001	.000	.000	.000
%RSD	17.7	165.	561.	104.	141.	.714	.282
#1	-.002	.001	-.007	-.002	.000	.000	.004
#2	-.003	-.014	.011	-.000	.000	.000	.004

Elem	Ca3179	Cd2265	Co2286	Cr2677	Cu3247	Fe2599	Ga2943
Units	mg/L	mg/L	mg/L	mg/L	mg/L	mg/L	mg/L
Avge	-.025	-.001	.004	-.001	-.000	.005	-.021
SDev	.000	.000	.001	.002	.000	.001	.000
%RSD	.002	47.1	17.8	191.	1.60	18.8	.034
#1	-.025	-.000	.004	-.002	-.000	.004	-.021
#2	-.025	-.001	.005	.000	-.000	.005	-.021

Elem	K_7664	Li6707	Mg2790	Mn2576	Mo2020	Na5889	Na3302
Units	mg/L	mg/L	mg/L	mg/L	mg/L	mg/L	mg/L
Avge	.037	-.001	-.041	-.000	.002	-.026	-.772
SDev	.066	.002	.012	.000	.000	.007	1.064
%RSD	177.	141.	30.6	28.4	.055	25.7	138.
#1	-.009	-.002	-.049	-.000	.002	-.030	-1.52
#2	.084	-.000	-.032	-.000	.002	-.021	-.019

Elem	Ni2316	Pb2203	Sb2068	Sc3613	Se1960	SiO2	Sn1899
Units	mg/L	mg/L	mg/L	mg/L	mg/L	mg/L	mg/L
Avge	-.002	-.004	-.014	-.000	-.000	.027	.027

SDev	.002	.004	.018	.000	.033	.039	.009
%RSD	85.2	107.	133.	141.	411000.	142.	32.8
#1	-.001	-.007	-.026	-.000	-.023	-.000	.021
#2	-.003	-.001	-.001	.000	.023	.055	.033

Elem	Sr4215	Ti3349	Tl3775	V_2924	Zn2138
Units	mg/L	mg/L	mg/L	mg/L	mg/L
Avge	-.000	.001	-.071	-.001	.002
SDev	.000	.001	.055	.000	.001
%RSD	284.	70.7	77.2	.714	31.7
#1	-.001	.001	-.032	-.001	.001
#2	.000	.000	-.110	-.001	.002

Analysis Report 11/11/08 11:09:26 PM page 1

Method: tl Sample Name: WG255413LCSS:100 Operator: AEH
Run Time: 11/11/08 23:07:20
Comment: LCSS
Mode: CONC Corr. Factor: 1

Elem	Ag3280	Al3082	As1936	B_2496	Ba4934	Be3130	Bi2230
Units	mg/L	mg/L	mg/L	mg/L	mg/L	mg/L	mg/L
Avge	.631	134.	1.23	1.11	2.89	.832	.029
SDev	.002	.	.02	.00	.01	.003	.015
%RSD	.367	.179	1.27	.441	.287	.413	53.4
#1	.633	134.	1.24	1.12	2.89	.835	.040
#2	.629	134.	1.22	1.11	2.88	.830	.018

Elem	Ca3179	Cd2265	Co2286	Cr2677	Cu3247	Fe2599	Ga2943
Units	mg/L	mg/L	mg/L	mg/L	mg/L	mg/L	mg/L
Avge	103.	2.63	2.26	1.44	1.23	196.	.012
SDev	.	.00	.00	.00	.00	.	.005
%RSD	.221	.170	.122	.121	.145	.060	45.5
#1	103.	2.63	2.27	1.44	1.23	196.	.016
#2	103.	2.63	2.26	1.44	1.23	195.	.008

Elem	K_7664	Li6707	Mg2790	Mn2576	Mo2020	Na5889	Na3302
Units	mg/L	mg/L	mg/L	mg/L	mg/L	mg/L	mg/L
Avge	51.3	.114	48.0	6.01	.834	9.48	7.21
SDev	.1	.000	.0	.00	.011	.02	.04
%RSD	.258	.354	.045	.051	1.33	.197	.507
#1	51.4	.114	48.0	6.01	.842	9.47	7.23
#2	51.2	.113	48.0	6.01	.826	9.49	7.18

Elem	Ni2316	Pb2203	Sb2068	Sc3613	Se1960	SiO2	Sn1899
Units	mg/L	mg/L	mg/L	mg/L	mg/L	mg/L	mg/L
Avge	1.15	1.32	1.16	.039	2.15	44.3	1.42
SDev	.01	.02	.03	.000	.04	.0	.00
%RSD	.682	1.69	2.53	.000	1.84	.108	.345
#1	1.15	1.30	1.18	.039	2.17	44.2	1.42
#2	1.14	1.33	1.14	.039	2.12	44.3	1.42

Elem	Sr4215	Ti3349	Tl3775	V_2924	Zn2138

Units	mg/L	mg/L	mg/L	mg/L	mg/L
Avge	1.21	6.19	3.00	1.73	3.35
SDev	.00	.01	.08	.00	.00
%RSD	.278	.164	2.59	.137	.085
#1	1.21	6.19	2.95	1.74	3.35
#2	1.21	6.18	3.06	1.73	3.36

Analysis Report 11/11/08 11:13:09 PM page 1

Method: tl Sample Name: WG255413LCSSD:100 Operator: AEH
Run Time: 11/11/08 23:11:03
Comment: LCSSD
Mode: CONC Corr. Factor: 1

Elem	Ag3280	Al3082	As1936	B_2496	Ba4934	Be3130	Bi2230
Units	mg/L	mg/L	mg/L	mg/L	mg/L	mg/L	mg/L
Avge	.624	133.	1.18	1.05	2.71	.812	.042
SDev	.010	2.	.01	.02	.04	.012	.005
%RSD	1.61	1.53	.976	1.73	1.45	1.45	11.5
#1	.617	131.	1.18	1.04	2.68	.804	.039
#2	.632	134.	1.19	1.07	2.73	.820	.045

Elem	Ca3179	Cd2265	Co2286	Cr2677	Cu3247	Fe2599	Ga2943
Units	mg/L	mg/L	mg/L	mg/L	mg/L	mg/L	mg/L
Avge	104.	2.51	2.15	1.38	1.20	189.	.025
SDev	1.	.03	.02	.02	.02	2.	.016
%RSD	1.45	1.23	.949	1.23	1.47	1.21	63.5
#1	102.	2.49	2.14	1.37	1.19	187.	.036
#2	105.	2.54	2.17	1.39	1.21	191.	.014

Elem	K_7664	Li6707	Mg2790	Mn2576	Mo2020	Na5889	Na3302
Units	mg/L	mg/L	mg/L	mg/L	mg/L	mg/L	mg/L
Avge	51.2	.114	47.8	5.78	.770	9.29	6.59
SDev	.7	.000	.7	.07	.003	.11	1.00
%RSD	1.46	.000	1.40	1.22	.336	1.15	15.1
#1	50.7	.114	47.3	5.73	.768	9.22	7.29
#2	51.7	.114	48.2	5.83	.772	9.37	5.88

Elem	Ni2316	Pb2203	Sb2068	Sc3613	Se1960	SiO2	Sn1899
Units	mg/L	mg/L	mg/L	mg/L	mg/L	mg/L	mg/L
Avge	1.10	1.33	1.05	.039	2.04	45.3	1.38
SDev	.01	.01	.03	.001	.05	.5	.01
%RSD	.728	.600	2.50	2.54	2.22	1.07	1.03
#1	1.09	1.32	1.03	.038	2.00	45.0	1.37
#2	1.10	1.33	1.07	.040	2.07	45.7	1.39

Elem	Sr4215	Ti3349	Tl3775	V_2924	Zn2138
Units	mg/L	mg/L	mg/L	mg/L	mg/L
Avge	1.15	6.54	2.81	1.67	3.15
SDev	.02	.10	.08	.02	.04
%RSD	1.53	1.46	2.69	.959	1.25
#1	1.14	6.47	2.87	1.65	3.13
#2	1.17	6.60	2.76	1.68	3.18

Analysis Report 11/11/08 11:16:52 PM page 1

Method: tl Sample Name: L72871-01:100 Operator: AEH
Run Time: 11/11/08 23:14:46
Comment: ST-SB06 0-20
Mode: CONC Corr. Factor: 1

Elem	Ag3280	Al3082	As1936	B_2496	Ba4934	Be3130	Bi2230
Units	mg/L	mg/L	mg/L	mg/L	mg/L	mg/L	mg/L
Avge	-.007	47.5	-.005	.004	.836	.003	.020
SDev	.000	.5	.013	.001	.011	.000	.009
%RSD	4.67	1.12	235.	31.9	1.30	.455	44.2
#1	-.007	47.8	-.014	.005	.843	.003	.014
#2	-.006	47.1	.004	.003	.828	.003	.026

Elem	Ca3179	Cd2265	Co2286	Cr2677	Cu3247	Fe2599	Ga2943
Units	mg/L	mg/L	mg/L	mg/L	mg/L	mg/L	mg/L
Avge	78.1	-.003	.054	.052	3.03	97.8	-.062
SDev	.5	.001	.001	.003	.04	.8	.009
%RSD	.601	31.0	2.04	5.80	1.36	.786	14.2
#1	78.4	-.003	.054	.054	3.06	98.4	-.055
#2	77.7	-.002	.053	.050	3.00	97.3	-.068

Elem	K_7664	Li6707	Mg2790	Mn2576	Mo2020	Na5889	Na3302
Units	mg/L	mg/L	mg/L	mg/L	mg/L	mg/L	mg/L
Avge	26.8	.096	32.3	1.87	.481	3.21	2.55
SDev	.4	.000	.4	.01	.018	.07	1.55
%RSD	1.50	.417	1.09	.687	3.64	2.05	60.7
#1	27.1	.096	32.6	1.88	.493	3.26	1.45
#2	26.5	.097	32.1	1.86	.468	3.16	3.65

Elem	Ni2316	Pb2203	Sb2068	Sc3613	Se1960	SiO2	Sn1899
Units	mg/L	mg/L	mg/L	mg/L	mg/L	mg/L	mg/L
Avge	.026	.024	L-.064	.021	.026	30.2	.020
SDev	.000	.035	.003	.000	.007	.2	.001
%RSD	.353	147.	4.49	1.55	26.7	.713	3.79
#1	.026	-.001	L-.062	.021	.021	30.4	.019
#2	.026	.049	L-.066	.021	.031	30.1	.020

Elem	Sr4215	Ti3349	Tl3775	V_2924	Zn2138
Units	mg/L	mg/L	mg/L	mg/L	mg/L
Avge	.525	5.23	-.302	.207	.281
SDev	.006	.06	.024	.008	.000
%RSD	1.23	1.07	7.88	4.00	.049
#1	.529	5.27	-.285	.213	.281
#2	.520	5.20	-.319	.201	.280

Analysis Report 11/11/08 11:20:35 PM page 1

Method: tl Sample Name: L72871-01SDL:100 Operator: AEH
Run Time: 11/11/08 23:18:29
Comment: SDL

Mode: CONC Corr. Factor: 1

Elem	Ag3280	Al3082	As1936	B_2496	Ba4934	Be3130	Bi2230
Units	mg/L	mg/L	mg/L	mg/L	mg/L	mg/L	mg/L
Avge	-.003	9.99	.004	.003	.176	.000	.009
SDev	.001	.07	.013	.005	.000	.000	.006
%RSD	34.4	.721	334.	202.	.181	.001	66.8
#1	-.002	10.0	-.005	-.001	.176	.000	.013
#2	-.003	9.94	.013	.006	.176	.000	.005

Elem	Ca3179	Cd2265	Co2286	Cr2677	Cu3247	Fe2599	Ga2943
Units	mg/L	mg/L	mg/L	mg/L	mg/L	mg/L	mg/L
Avge	16.9	.000	.015	.011	.642	21.2	-.011
SDev	.1	.000	.002	.000	.003	.2	.000
%RSD	.345	101.	16.0	3.88	.478	.856	.726
#1	16.9	.001	.013	.011	.644	21.3	-.011
#2	16.9	.000	.016	.011	.640	21.1	-.011

Elem	K_7664	Li6707	Mg2790	Mn2576	Mo2020	Na5889	Na3302
Units	mg/L	mg/L	mg/L	mg/L	mg/L	mg/L	mg/L
Avge	5.67	.019	6.87	.403	.101	.739	-.852
SDev	.11	.000	.07	.003	.002	.001	.272
%RSD	1.87	2.11	1.04	.736	1.58	.149	31.9
#1	5.74	.019	6.92	.405	.102	.738	-.660
#2	5.59	.019	6.82	.401	.100	.740	-1.04

Elem	Ni2316	Pb2203	Sb2068	Sc3613	Se1960	SiO2	Sn1899
Units	mg/L	mg/L	mg/L	mg/L	mg/L	mg/L	mg/L
Avge	.007	-.000	-.023	.004	.030	6.51	.012
SDev	.004	.005	.014	.000	.011	.03	.009
%RSD	53.8	1250.	61.7	.000	37.6	.509	74.4
#1	.004	-.004	-.013	.004	.022	6.48	.006
#2	.009	.003	-.034	.004	.038	6.53	.018

Elem	Sr4215	Ti3349	Tl3775	V_2924	Zn2138
Units	mg/L	mg/L	mg/L	mg/L	mg/L
Avge	.111	1.11	-.132	.035	.070
SDev	.001	.01	.027	.000	.000
%RSD	.865	.585	20.6	.010	.032
#1	.111	1.11	-.151	.035	.070
#2	.110	1.10	-.113	.035	.070

Analysis Report 11/11/08 11:24:18 PM page 1

Method: tl Sample Name: L72871-01MS:100 Operator: AEH
Run Time: 11/11/08 23:22:13
Comment: MS
Mode: CONC Corr. Factor: 1

Elem	Ag3280	Al3082	As1936	B_2496	Ba4934	Be3130	Bi2230
Units	mg/L	mg/L	mg/L	mg/L	mg/L	mg/L	mg/L
Avge	.459	66.7	.919	.478	1.30	.495	.975
SDev	.003	.0	.005	.004	.01	.001	.004
%RSD	.597	.033	.537	.753	.538	.139	.399

#1	.457	66.7	.922	.476	1.31	.496	.978
#2	.461	66.7	.915	.481	1.30	.495	.972

Elem	Ca3179	Cd2265	Co2286	Cr2677	Cu3247	Fe2599	Ga2943
Units	mg/L	mg/L	mg/L	mg/L	mg/L	mg/L	mg/L
Avge	141.	.452	.506	.503	3.40	97.5	.948
SDev	.	.004	.002	.000	.01	.1	.000
%RSD	.049	.764	.310	.005	.364	.073	.011
#1	141.	.454	.507	.503	3.41	97.5	.948
#2	141.	.450	.505	.503	3.39	97.4	.948

Elem	K_7664	Li6707	Mg2790	Mn2576	Mo2020	Na5889	Na3302
Units	mg/L	mg/L	mg/L	mg/L	mg/L	mg/L	mg/L
Avge	126.	1.14	81.4	2.34	1.12	99.8	96.1
SDev	1.	.00	.1	.01	.01	.2	.2
%RSD	.753	.177	.131	.318	.494	.212	.206
#1	126.	1.14	81.5	2.35	1.12	99.6	95.9
#2	125.	1.13	81.4	2.33	1.13	99.9	96.2

Elem	Ni2316	Pb2203	Sb2068	Sc3613	Se1960	SiO2	Sn1899
Units	mg/L	mg/L	mg/L	mg/L	mg/L	mg/L	mg/L
Avge	.482	.927	.078	1.01	.990	49.8	.953
SDev	.006	.021	.030	.01	.001	.1	.017
%RSD	1.17	2.22	38.7	.781	.092	.127	1.78
#1	.486	.913	.100	1.02	.991	49.8	.965
#2	.478	.942	.057	1.01	.990	49.8	.941

Elem	Sr4215	Ti3349	Tl3775	V_2924	Zn2138
Units	mg/L	mg/L	mg/L	mg/L	mg/L
Avge	1.17	6.61	1.57	.684	.774
SDev	.01	.02	.05	.000	.002
%RSD	.452	.257	2.91	.002	.191
#1	1.17	6.62	1.60	.684	.773
#2	1.16	6.60	1.54	.684	.775

Analysis Report 11/11/08 11:28:02 PM page 1

Method: tl Sample Name: L72871-01MSD:100 Operator: AEH
Run Time: 11/11/08 23:25:56
Comment: MSD
Mode: CONC Corr. Factor: 1

Elem	Ag3280	Al3082	As1936	B_2496	Ba4934	Be3130	Bi2230
Units	mg/L	mg/L	mg/L	mg/L	mg/L	mg/L	mg/L
Avge	.460	65.6	.918	.477	1.47	.488	.966
SDev	.001	1.1	.011	.005	.03	.007	.017
%RSD	.260	1.66	1.21	1.12	1.91	1.42	1.78
#1	.459	64.9	.925	.473	1.45	.483	.954
#2	.461	66.4	.910	.481	1.49	.493	.979

Elem	Ca3179	Cd2265	Co2286	Cr2677	Cu3247	Fe2599	Ga2943
Units	mg/L	mg/L	mg/L	mg/L	mg/L	mg/L	mg/L
Avge	140.	.449	.503	.500	3.00	93.8	.944

SDev	2.	.009	.004	.006	.05	1.5	.001
%RSD	1.27	1.93	.752	1.11	1.60	1.55	.103
#1	139.	.443	.501	.496	2.96	92.7	.943
#2	142.	.455	.506	.504	3.03	94.8	.944

Elem	K_7664	Li6707	Mg2790	Mn2576	Mo2020	Na5889	Na3302
Units	mg/L	mg/L	mg/L	mg/L	mg/L	mg/L	mg/L
Avge	123.	1.12	80.5	2.32	.835	98.9	97.2
SDev	3.	.03	1.3	.04	.008	1.8	2.1
%RSD	2.06	2.30	1.65	1.57	.966	1.77	2.20
#1	122.	1.10	79.6	2.30	.830	97.6	95.7
#2	125.	1.14	81.5	2.35	.841	100.	98.7

Elem	Ni2316	Pb2203	Sb2068	Sc3613	Se1960	SiO2	Sn1899
Units	mg/L	mg/L	mg/L	mg/L	mg/L	mg/L	mg/L
Avge	.477	.935	.093	1.00	.930	49.6	.946
SDev	.003	.004	.021	.02	.016	.7	.006
%RSD	.609	.412	23.0	1.91	1.68	1.34	.594
#1	.475	.938	.078	.989	.941	49.1	.942
#2	.479	.932	.108	1.02	.919	50.0	.950

Elem	Sr4215	Ti3349	Tl3775	V_2924	Zn2138
Units	mg/L	mg/L	mg/L	mg/L	mg/L
Avge	1.09	6.58	1.63	.679	.727
SDev	.02	.11	.10	.006	.009
%RSD	1.98	1.67	6.06	.958	1.28
#1	1.07	6.50	1.70	.675	.721
#2	1.10	6.66	1.56	.684	.734

Analysis Report QC Standard 11/11/08 11:31:46 PM page 1

Method: tl Sample Name: CCV Operator: AEH
Run Time: 11/11/08 23:29:40
Comment:
Mode: CONC Corr. Factor: 1

Elem	Ag3280	Al3082	As1936	B_2496	Ba4934	Be3130	Bi2230
Units	mg/L	mg/L	mg/L	mg/L	mg/L	mg/L	mg/L
Avge	.508	1.04	2.08	1.02	1.05	1.03	1.02
SDev	.006	.01	.00	.01	.01	.01	.02
%RSD	1.18	.519	.220	.655	1.21	.916	2.27
#1	.504	1.04	2.08	1.01	1.04	1.03	1.000
#2	.512	1.04	2.09	1.02	1.06	1.04	1.03

Elem	Ca3179	Cd2265	Co2286	Cr2677	Cu3247	Fe2599	Ga2943
Units	mg/L	mg/L	mg/L	mg/L	mg/L	mg/L	mg/L
Avge	50.7	1.01	1.03	1.00	1.01	1.03	1.04
SDev	.3	.01	.01	.00	.01	.01	.00
%RSD	.612	.652	.961	.030	1.22	.994	.267
#1	50.5	1.01	1.02	1.00	1.00	1.02	1.04
#2	50.9	1.02	1.04	1.00	1.02	1.04	1.03

Elem	K_7664	Li6707	Mg2790	Mn2576	Mo2020	Na5889	Na3302

Units	mg/L	mg/L	mg/L	mg/L	mg/L	mg/L	mg/L
Avge	10.4	1.04	50.8	1.02	1.01	51.8	51.3
SDev	.1	.02	.5	.01	.03	.5	.7
%RSD	1.34	1.66	.887	.697	2.98	.936	1.36
#1	10.3	1.03	50.5	1.01	.990	51.5	50.8
#2	10.5	1.05	51.1	1.02	1.03	52.2	51.8

Elem	Ni2316	Pb2203	Sb2068	Sc3613	Se1960	SiO2	Sn1899
Units	mg/L	mg/L	mg/L	mg/L	mg/L	mg/L	mg/L
Avge	1.00	2.00	Q2.21	1.03	2.10	23.4	1.02
SDev	.01	.00	.02	.01	.05	.1	.03
%RSD	1.20	.040	.891	1.15	2.28	.327	2.91
#1	.996	2.00	2.20	1.02	2.07	23.3	1.00
#2	1.01	2.00	Q2.22	1.04	2.14	23.4	1.04

Elem	Sr4215	Ti3349	Tl3775	V_2924	Zn2138
Units	mg/L	mg/L	mg/L	mg/L	mg/L
Avge	1.07	1.06	1.96	1.03	1.03
SDev	.01	.01	.11	.01	.01
%RSD	1.12	.991	5.84	.868	.524
#1	1.06	1.05	2.04	1.02	1.02
#2	1.08	1.06	1.88	1.03	1.03

Analysis Report Blank Sample 11/11/08 11:35:28 PM page 1

Method: tl Sample Name: CCB Operator:
Run Time: 11/11/08 23:33:25
Comment:
Mode: CONC Corr. Factor: 1

Elem	Ag3280	Al3082	As1936	B_2496	Ba4934	Be3130	Bi2230
Units	mg/L	mg/L	mg/L	mg/L	mg/L	mg/L	mg/L
Avge	-.000	-.007	.015	-.001	.000	-.000	-.007
SDev	.001	.012	.002	.001	.000	.000	.004
%RSD	287.	156.	16.3	212.	141.	1250.	56.6
#1	-.001	-.016	.013	-.002	.000	-.000	-.004
#2	.000	.001	.016	.000	.000	.000	-.009

Elem	Ca3179	Cd2265	Co2286	Cr2677	Cu3247	Fe2599	Ga2943
Units	mg/L	mg/L	mg/L	mg/L	mg/L	mg/L	mg/L
Avge	.008	-.001	-.001	-.001	-.003	.006	-.012
SDev	.000	.001	.002	.004	.001	.001	.019
%RSD	.010	141.	277.	630.	32.7	23.5	165.
#1	.008	-.002	-.002	-.003	-.004	.005	-.025
#2	.008	-.000	.001	.002	-.002	.007	.002

Elem	K_7664	Li6707	Mg2790	Mn2576	Mo2020	Na5889	Na3302
Units	mg/L	mg/L	mg/L	mg/L	mg/L	mg/L	mg/L
Avge	.009	.000	-.032	-.000	-.001	-.006	-.359
SDev	.145	.002	.015	.001	.000	.001	.799
%RSD	1560.	707.	48.8	199.	.070	17.7	223.
#1	-.094	-.001	-.043	-.001	-.001	-.007	L-.924
#2	.112	.002	-.021	.000	-.001	-.005	.206

Elem	Ni2316	Pb2203	Sb2068	Sc3613	Se1960	SiO2	Sn1899
Units	mg/L	mg/L	mg/L	mg/L	mg/L	mg/L	mg/L
Avge	-.002	-.002	-.018	-.000	-.007	.019	-.007
SDev	.001	.005	.002	.000	.019	.027	.001
%RSD	67.6	328.	12.5	141.	257.	143.	18.0
#1	-.002	-.005	-.017	-.000	.006	-.000	-.006
#2	-.001	.002	-.020	.000	-.021	.038	-.008

Elem	Sr4215	Ti3349	Tl3775	V_2924	Zn2138
Units	mg/L	mg/L	mg/L	mg/L	mg/L
Avge	.000	-.001	-.013	.007	-.000
SDev	.000	.000	.082	.010	.000
%RSD	.000	28.2	636.	142.	107.
#1	.000	-.001	-.071	-.000	-.001
#2	.000	-.001	.045	.014	-.000

Analysis Report 11/11/08 11:39:06 PM page 1

Method: tl Sample Name: L72871-02:101 Operator: AEH
Run Time: 11/11/08 23:37:05
Comment: ST-SB06 20-40
Mode: CONC Corr. Factor: 1

Elem	Ag3280	Al3082	As1936	B_2496	Ba4934	Be3130	Bi2230
Units	mg/L	mg/L	mg/L	mg/L	mg/L	mg/L	mg/L
Avge	-.005	51.3	-.034	.007	.908	.003	.012
SDev	.000	.4	.010	.003	.006	.000	.010
%RSD	6.36	.853	29.8	43.3	.702	2.36	85.6
#1	-.005	51.0	-.026	.009	.903	.003	.005
#2	-.005	51.6	-.041	.005	.912	.003	.019

Elem	Ca3179	Cd2265	Co2286	Cr2677	Cu3247	Fe2599	Ga2943
Units	mg/L	mg/L	mg/L	mg/L	mg/L	mg/L	mg/L
Avge	93.6	-.002	.058	.045	4.50	95.3	-.024
SDev	.8	.001	.000	.000	.04	.7	.044
%RSD	.812	42.2	.065	.026	.851	.718	185.
#1	93.0	-.001	.058	.045	4.47	94.8	.007
#2	94.1	-.003	.058	.045	4.52	95.8	-.054

Elem	K_7664	Li6707	Mg2790	Mn2576	Mo2020	Na5889	Na3302
Units	mg/L	mg/L	mg/L	mg/L	mg/L	mg/L	mg/L
Avge	19.6	.101	30.4	1.72	.468	2.29	.075
SDev	.0	.000	.2	.01	.000	.01	1.17
%RSD	.236	.000	.699	.575	.013	.240	1560.
#1	19.6	.101	30.2	1.71	.468	2.29	.906
#2	19.7	.101	30.5	1.73	.468	2.30	-.755

Elem	Ni2316	Pb2203	Sb2068	Sc3613	Se1960	SiO2	Sn1899
Units	mg/L	mg/L	mg/L	mg/L	mg/L	mg/L	mg/L
Avge	.026	.019	-.059	.015	.003	28.5	.002
SDev	.002	.005	.004	.001	.014	.3	.015
%RSD	9.24	29.1	6.26	4.42	517.	1.000	779.

#1	.027	.023	L-.061	.015	-.007	28.3	-.009
#2	.024	.015	-.056	.014	.012	28.7	.012

Elem	Sr4215	Ti3349	Tl3775	V_2924	Zn2138
Units	mg/L	mg/L	mg/L	mg/L	mg/L
Avge	1.01	3.44	-.293	.178	.362
SDev	.01	.03	.065	.000	.002
%RSD	.661	.832	22.2	.003	.578
#1	1.01	3.42	-.339	.178	.360
#2	1.02	3.46	-.247	.178	.363

Analysis Report 11/11/08 11:42:43 PM page 1

Method: tl Sample Name: L72871-03:101 Operator: AEH
Run Time: 11/11/08 23:40:43
Comment: ST-SB06 40-60
Mode: CONC Corr. Factor: 1

Elem	Ag3280	Al3082	As1936	B_2496	Ba4934	Be3130	Bi2230
Units	mg/L	mg/L	mg/L	mg/L	mg/L	mg/L	mg/L
Avge	-.007	76.9	-.019	.008	.730	.004	.027
SDev	.000	.4	.014	.001	.003	.000	.007
%RSD	2.42	.537	72.7	16.6	.393	3.61	24.2
#1	-.007	76.6	-.029	.007	.728	.004	.032
#2	-.007	77.2	-.009	.009	.732	.004	.023

Elem	Ca3179	Cd2265	Co2286	Cr2677	Cu3247	Fe2599	Ga2943
Units	mg/L	mg/L	mg/L	mg/L	mg/L	mg/L	mg/L
Avge	109.	-.004	.085	.063	3.83	153.	.032
SDev	1.	.002	.001	.001	.02	1.	.011
%RSD	.521	44.8	.834	1.97	.436	.599	35.5
#1	108.	-.002	.085	.064	3.82	153.	.024
#2	109.	-.005	.086	.062	3.84	154.	.040

Elem	K_7664	Li6707	Mg2790	Mn2576	Mo2020	Na5889	Na3302
Units	mg/L	mg/L	mg/L	mg/L	mg/L	mg/L	mg/L
Avge	29.5	.131	49.8	2.22	.622	2.41	.705
SDev	.3	.000	.3	.01	.000	.04	.429
%RSD	.964	.307	.597	.581	.014	1.55	60.9
#1	29.3	.131	49.6	2.21	.622	2.39	.401
#2	29.7	.132	50.0	2.23	.622	2.44	1.01

Elem	Ni2316	Pb2203	Sb2068	Sc3613	Se1960	SiO2	Sn1899
Units	mg/L	mg/L	mg/L	mg/L	mg/L	mg/L	mg/L
Avge	.046	.028	L-.094	.030	-.009	33.0	-.017
SDev	.001	.002	.002	.000	.014	.2	.002
%RSD	2.68	6.93	2.29	1.11	151.	.735	14.6
#1	.045	.029	L-.096	.029	-.019	32.9	-.015
#2	.047	.026	L-.093	.030	.001	33.2	-.018

Elem	Sr4215	Ti3349	Tl3775	V_2924	Zn2138
Units	mg/L	mg/L	mg/L	mg/L	mg/L
Avge	.761	6.73	-.347	.313	.498
SDev	.004	.04	.070	.002	.004

%RSD	.565	.526	20.1	.562	.766
#1	.758	6.71	-.396	.312	.495
#2	.764	6.76	-.297	.315	.500

Analysis Report 11/11/08 11:46:21 PM page 1

Method: tl Sample Name: L72871-04:100 Operator: AEH
Run Time: 11/11/08 23:44:20
Comment: ST-SB06 60-80
Mode: CONC Corr. Factor: 1

Elem	Ag3280	Al3082	As1936	B_2496	Ba4934	Be3130	Bi2230
Units	mg/L	mg/L	mg/L	mg/L	mg/L	mg/L	mg/L
Avge	-.005	64.4	-.002	-.000	.511	.003	.019
SDev	.003	.3	.024	.000	.003	.000	.014
%RSD	51.2	.416	1020.	922.	.499	.001	77.4
#1	-.003	64.2	.015	.000	.509	.003	.029
#2	-.007	64.6	-.019	-.000	.513	.003	.008

Elem	Ca3179	Cd2265	Co2286	Cr2677	Cu3247	Fe2599	Ga2943
Units	mg/L	mg/L	mg/L	mg/L	mg/L	mg/L	mg/L
Avge	88.1	-.007	.136	.038	7.88	216.	.029
SDev	.6	.002	.000	.003	.04	1.	.000
%RSD	.688	22.9	.330	6.58	.528	.545	.717
#1	87.6	-.006	.136	.040	7.85	216.	.029
#2	88.5	-.008	.135	.037	7.91	217.	.029

Elem	K_7664	Li6707	Mg2790	Mn2576	Mo2020	Na5889	Na3302
Units	mg/L	mg/L	mg/L	mg/L	mg/L	mg/L	mg/L
Avge	23.2	.112	45.6	2.37	.462	1.98	.488
SDev	.0	.000	.2	.01	.002	.01	.115
%RSD	.029	.358	.479	.519	.490	.498	23.5
#1	23.2	.113	45.4	2.36	.463	1.99	.569
#2	23.2	.112	45.7	2.38	.460	1.98	.407

Elem	Ni2316	Pb2203	Sb2068	Sc3613	Se1960	SiO2	Sn1899
Units	mg/L	mg/L	mg/L	mg/L	mg/L	mg/L	mg/L
Avge	.039	.076	L-.120	.028	.011	30.9	-.110
SDev	.002	.001	.016	.000	.019	.2	.002
%RSD	4.47	1.37	12.9	1.19	182.	.777	2.26
#1	.040	.075	L-.109	.028	-.003	30.7	-.109
#2	.037	.077	L-.131	.028	.024	31.1	-.112

Elem	Sr4215	Ti3349	Tl3775	V_2924	Zn2138
Units	mg/L	mg/L	mg/L	mg/L	mg/L
Avge	.402	5.80	-.293	.266	.512
SDev	.001	.02	.074	.000	.005
%RSD	.236	.404	25.4	.006	1.00
#1	.401	5.78	-.346	.266	.508
#2	.402	5.82	-.241	.266	.515

Analysis Report 11/11/08 11:49:58 PM page 1

Method: tl Sample Name: L72871-05:100 Operator: AEH
Run Time: 11/11/08 23:47:58
Comment: ST-SB06 80-100
Mode: CONC Corr. Factor: 1

Elem	Ag3280	Al3082	As1936	B_2496	Ba4934	Be3130	Bi2230
Units	mg/L	mg/L	mg/L	mg/L	mg/L	mg/L	mg/L
Avge	-.003	70.2	-.010	.009	.643	.006	.017
SDev	.000	.1	.003	.000	.001	.000	.004
%RSD	16.8	.176	32.6	4.94	.198	1.16	23.0
#1	-.002	70.1	-.008	.009	.644	.006	.014
#2	-.003	70.3	-.013	.009	.642	.006	.019

Elem	Ca3179	Cd2265	Co2286	Cr2677	Cu3247	Fe2599	Ga2943
Units	mg/L	mg/L	mg/L	mg/L	mg/L	mg/L	mg/L
Avge	152.	-.003	.078	.065	8.44	167.	.006
SDev	.	.001	.002	.000	.00	.	.000
%RSD	.081	21.4	2.05	.004	.038	.031	.586
#1	152.	-.003	.076	.065	8.44	166.	.006
#2	152.	-.004	.079	.065	8.44	167.	.006

Elem	K_7664	Li6707	Mg2790	Mn2576	Mo2020	Na5889	Na3302
Units	mg/L	mg/L	mg/L	mg/L	mg/L	mg/L	mg/L
Avge	23.2	.103	55.6	3.41	1.02	2.55	.779
SDev	.1	.002	.0	.01	.00	.01	.075
%RSD	.427	1.96	.036	.153	.079	.474	9.63
#1	23.3	.104	55.7	3.41	1.01	2.56	.726
#2	23.1	.101	55.6	3.41	1.02	2.54	.832

Elem	Ni2316	Pb2203	Sb2068	Sc3613	Se1960	SiO2	Sn1899
Units	mg/L	mg/L	mg/L	mg/L	mg/L	mg/L	mg/L
Avge	.035	.118	L-.098	.019	-.022	39.0	-.042
SDev	.002	.015	.012	.000	.009	.0	.008
%RSD	5.03	13.1	12.3	1.70	42.0	.065	19.9
#1	.034	.107	L-.090	.019	-.016	39.0	-.048
#2	.036	.129	L-.107	.020	-.029	39.0	-.036

Elem	Sr4215	Ti3349	Tl3775	V_2924	Zn2138
Units	mg/L	mg/L	mg/L	mg/L	mg/L
Avge	.678	3.97	-.243	.212	.917
SDev	.001	.00	.059	.001	.004
%RSD	.142	.101	24.4	.557	.402
#1	.679	3.98	-.285	.211	.914
#2	.678	3.97	-.201	.213	.919

Analysis Report 11/11/08 11:53:36 PM page 1

Method: tl Sample Name: L72871-06:100 Operator: AEH
Run Time: 11/11/08 23:51:35
Comment: ST-SB06 100-120
Mode: CONC Corr. Factor: 1

Elem	Ag3280	Al3082	As1936	B_2496	Ba4934	Be3130	Bi2230

Units	mg/L	mg/L	mg/L	mg/L	mg/L	mg/L	mg/L
Avge	-.004	65.3	.018	.004	.705	.005	.026
SDev	.002	.4	.020	.001	.005	.000	.007
%RSD	55.2	.603	109.	31.0	.769	1.44	25.6
#1	-.002	65.0	.032	.003	.701	.005	.031
#2	-.005	65.6	.004	.005	.709	.005	.022

Elem	Ca3179	Cd2265	Co2286	Cr2677	Cu3247	Fe2599	Ga2943
Units	mg/L	mg/L	mg/L	mg/L	mg/L	mg/L	mg/L
Avge	130.	-.005	.074	.059	5.09	160.	.015
SDev	1.	.002	.000	.000	.03	1.	.000
%RSD	.696	41.0	.573	.619	.540	.599	1.36
#1	130.	-.006	.074	.059	5.07	160.	.015
#2	131.	-.003	.073	.059	5.10	161.	.015

Elem	K_7664	Li6707	Mg2790	Mn2576	Mo2020	Na5889	Na3302
Units	mg/L	mg/L	mg/L	mg/L	mg/L	mg/L	mg/L
Avge	25.2	.103	44.0	3.27	.587	2.39	1.21
SDev	.1	.000	.3	.02	.010	.00	.38
%RSD	.500	.392	.656	.612	1.64	.000	31.2
#1	25.1	.103	43.8	3.26	.580	2.39	1.47
#2	25.2	.102	44.2	3.29	.594	2.39	.941

Elem	Ni2316	Pb2203	Sb2068	Sc3613	Se1960	SiO2	Sn1899
Units	mg/L	mg/L	mg/L	mg/L	mg/L	mg/L	mg/L
Avge	.036	.055	L-.087	.024	.017	38.4	-.012
SDev	.002	.027	.006	.000	.027	.1	.002
%RSD	4.69	48.4	6.59	1.40	157.	.181	20.4
#1	.037	.036	L-.091	.023	.036	38.3	-.010
#2	.035	.074	L-.083	.024	-.002	38.4	-.013

Elem	Sr4215	Ti3349	Tl3775	V_2924	Zn2138
Units	mg/L	mg/L	mg/L	mg/L	mg/L
Avge	.523	4.77	-.166	.232	.528
SDev	.002	.03	.015	.003	.002
%RSD	.455	.555	8.87	1.28	.290
#1	.521	4.76	-.176	.230	.527
#2	.525	4.79	-.155	.234	.529

Analysis Report 11/11/08 11:57:13 PM page 1

Method: tl Sample Name: L72871-07:101 Operator: AEH
Run Time: 11/11/08 23:55:13
Comment: ST-SB06 120-140
Mode: CONC Corr. Factor: 1

Elem	Ag3280	Al3082	As1936	B_2496	Ba4934	Be3130	Bi2230
Units	mg/L	mg/L	mg/L	mg/L	mg/L	mg/L	mg/L
Avge	-.006	78.4	-.003	.006	.972	.005	.017
SDev	.002	.1	.002	.002	.001	.000	.015
%RSD	33.7	.092	68.4	29.3	.066	4.22	90.3
#1	-.007	78.3	-.001	.005	.972	.005	.027
#2	-.004	78.4	-.004	.007	.971	.006	.006

Elem	Ca3179	Cd2265	Co2286	Cr2677	Cu3247	Fe2599	Ga2943
Units	mg/L	mg/L	mg/L	mg/L	mg/L	mg/L	mg/L
Avge	116.	-.005	.100	.067	4.43	160.	-.011
SDev	.	.002	.001	.003	.01	.	.044
%RSD	.203	43.6	1.18	4.51	.204	.233	385.
#1	116.	-.006	.101	.065	4.42	160.	.020
#2	116.	-.003	.099	.069	4.43	160.	-.042

Elem	K_7664	Li6707	Mg2790	Mn2576	Mo2020	Na5889	Na3302
Units	mg/L	mg/L	mg/L	mg/L	mg/L	mg/L	mg/L
Avge	29.4	.122	49.0	4.29	.452	2.57	.445
SDev	.1	.001	.1	.01	.010	.00	.031
%RSD	.404	.994	.108	.256	2.12	.043	7.00
#1	29.3	.121	48.9	4.28	.445	2.57	.423
#2	29.5	.122	49.0	4.30	.459	2.57	.467

Elem	Ni2316	Pb2203	Sb2068	Sc3613	Se1960	SiO2	Sn1899
Units	mg/L	mg/L	mg/L	mg/L	mg/L	mg/L	mg/L
Avge	.039	.037	L-.082	.032	.005	34.6	-.040
SDev	.002	.001	.010	.000	.009	.2	.011
%RSD	4.42	2.35	12.8	1.02	179.	.676	26.3
#1	.040	.038	L-.074	.032	-.001	34.4	-.033
#2	.038	.037	L-.089	.033	.012	34.8	-.048

Elem	Sr4215	Ti3349	Tl3775	V_2924	Zn2138
Units	mg/L	mg/L	mg/L	mg/L	mg/L
Avge	.697	5.59	-.232	.294	.541
SDev	.001	.01	.013	.000	.001
%RSD	.104	.099	5.75	.009	.145
#1	.698	5.59	-.223	.294	.541
#2	.697	5.59	-.242	.294	.542

Analysis Report 11/12/08 00:00:51 AM page 1

Method: tl Sample Name: L72871-08:100 Operator: AEH
Run Time: 11/11/08 23:58:50
Comment: ST-SB06 140-160
Mode: CONC Corr. Factor: 1

Elem	Ag3280	Al3082	As1936	B_2496	Ba4934	Be3130	Bi2230
Units	mg/L	mg/L	mg/L	mg/L	mg/L	mg/L	mg/L
Avge	-.007	92.9	-.012	.002	.954	.004	.032
SDev	.000	.7	.001	.001	.011	.000	.009
%RSD	1.73	.772	9.88	53.2	1.10	3.68	29.6
#1	-.007	93.4	-.013	.002	.961	.004	.038
#2	-.007	92.4	-.011	.001	.946	.004	.025

Elem	Ca3179	Cd2265	Co2286	Cr2677	Cu3247	Fe2599	Ga2943
Units	mg/L	mg/L	mg/L	mg/L	mg/L	mg/L	mg/L
Avge	108.	-.007	.134	.113	5.30	240.	.052
SDev	.	.000	.000	.003	.06	2.	.018
%RSD	.420	.647	.091	2.28	1.07	.728	35.1

#1	108.	-.007	.133	.115	5.34	241.	.039
#2	108.	-.007	.134	.111	5.26	239.	.066

Elem	K_7664	Li6707	Mg2790	Mn2576	Mo2020	Na5889	Na3302
Units	mg/L	mg/L	mg/L	mg/L	mg/L	mg/L	mg/L
Avge	38.9	.143	67.6	2.97	.430	3.00	1.12
SDev	.4	.002	.5	.02	.001	.04	.73
%RSD	1.15	1.68	.733	.745	.147	1.25	65.2
#1	39.3	.145	68.0	2.99	.429	3.02	.605
#2	38.6	.142	67.3	2.96	.430	2.97	1.64

Elem	Ni2316	Pb2203	Sb2068	Sc3613	Se1960	SiO2	Sn1899
Units	mg/L	mg/L	mg/L	mg/L	mg/L	mg/L	mg/L
Avge	.089	.122	L-.152	.035	.019	31.8	-.071
SDev	.000	.025	.025	.000	.005	.2	.018
%RSD	.449	20.5	16.2	.937	27.7	.643	24.8
#1	.089	.105	L-.134	.035	.016	31.9	-.058
#2	.089	.140	L-.169	.035	.023	31.6	-.083

Elem	Sr4215	Ti3349	Tl3775	V_2924	Zn2138
Units	mg/L	mg/L	mg/L	mg/L	mg/L
Avge	.560	9.61	-.320	.438	.497
SDev	.006	.08	.039	.002	.001
%RSD	1.07	.808	12.3	.402	.211
#1	.564	9.67	-.348	.439	.498
#2	.556	9.56	-.292	.436	.496

Analysis Report 11/12/08 00:04:28 AM page 1

Method: tl Sample Name: L72871-09:100 Operator: AEH
Run Time: 11/12/08 00:02:28
Comment: ST-SB06 160-180
Mode: CONC Corr. Factor: 1

Elem	Ag3280	Al3082	As1936	B_2496	Ba4934	Be3130	Bi2230
Units	mg/L	mg/L	mg/L	mg/L	mg/L	mg/L	mg/L
Avge	-.007	105.	-.026	-.000	1.04	.004	.036
SDev	.001	.	.011	.002	.00	.000	.009
%RSD	18.4	.304	43.8	2700.	.246	1.88	24.8
#1	-.006	104.	-.034	-.001	1.04	.004	.042
#2	-.008	105.	-.018	.001	1.04	.004	.029

Elem	Ca3179	Cd2265	Co2286	Cr2677	Cu3247	Fe2599	Ga2943
Units	mg/L	mg/L	mg/L	mg/L	mg/L	mg/L	mg/L
Avge	109.	-.008	.141	.136	5.79	235.	.066
SDev	.	.002	.002	.001	.02	1.	.043
%RSD	.357	20.1	1.35	.630	.289	.286	65.4
#1	108.	-.009	.140	.135	5.78	235.	.097
#2	109.	-.007	.142	.136	5.80	236.	.036

Elem	K_7664	Li6707	Mg2790	Mn2576	Mo2020	Na5889	Na3302
Units	mg/L	mg/L	mg/L	mg/L	mg/L	mg/L	mg/L
Avge	49.7	.150	77.4	3.15	1.24	3.69	1.33
SDev	.2	.001	.2	.01	.00	.00	.55

%RSD	.399	.538	.196	.302	.123	.119	41.3
#1	49.5	.149	77.3	3.15	1.24	3.69	1.72
#2	49.8	.150	77.5	3.16	1.24	3.69	.945

Elem	Ni2316	Pb2203	Sb2068	Sc3613	Se1960	SiO2	Sn1899
Units	mg/L	mg/L	mg/L	mg/L	mg/L	mg/L	mg/L
Avge	.091	.023	L-.112	.042	.005	30.8	-.045
SDev	.005	.012	.000	.000	.031	.1	.009
%RSD	5.32	51.9	.312	.000	633.	.483	20.6
#1	.088	.032	L-.111	.042	.027	30.7	-.051
#2	.095	.015	L-.112	.042	-.017	30.9	-.038

Elem	Sr4215	Ti3349	Tl3775	V_2924	Zn2138
Units	mg/L	mg/L	mg/L	mg/L	mg/L
Avge	.645	12.7	-.214	.555	.697
SDev	.002	.0	.041	.000	.002
%RSD	.259	.323	19.0	.002	.304
#1	.643	12.7	-.185	.555	.696
#2	.646	12.7	-.242	.555	.699

Analysis Report 11/12/08 00:08:06 AM page 1

Method: tl Sample Name: L72871-10:100 Operator: AEH
Run Time: 11/12/08 00:06:05
Comment: ST-SB06 180-200
Mode: CONC Corr. Factor: 1

Elem	Ag3280	Al3082	As1936	B_2496	Ba4934	Be3130	Bi2230
Units	mg/L	mg/L	mg/L	mg/L	mg/L	mg/L	mg/L
Avge	-.004	89.5	-.019	.001	.975	.004	.035
SDev	.002	.6	.011	.001	.003	.000	.003
%RSD	41.8	.662	56.3	97.3	.327	3.73	9.01
#1	-.003	89.1	-.027	.002	.973	.004	.037
#2	-.005	89.9	-.011	.000	.977	.004	.033

Elem	Ca3179	Cd2265	Co2286	Cr2677	Cu3247	Fe2599	Ga2943
Units	mg/L	mg/L	mg/L	mg/L	mg/L	mg/L	mg/L
Avge	101.	-.005	.124	.097	5.61	207.	.024
SDev	1.	.000	.003	.000	.02	1.	.003
%RSD	.886	3.08	2.18	.437	.306	.301	12.5
#1	100.	-.005	.122	.097	5.60	207.	.022
#2	102.	-.005	.126	.097	5.62	208.	.026

Elem	K_7664	Li6707	Mg2790	Mn2576	Mo2020	Na5889	Na3302
Units	mg/L	mg/L	mg/L	mg/L	mg/L	mg/L	mg/L
Avge	35.8	.125	61.9	2.91	.602	3.27	2.18
SDev	.2	.002	.2	.01	.004	.01	.47
%RSD	.443	1.93	.380	.271	.651	.370	21.7
#1	35.7	.124	61.7	2.91	.605	3.26	1.84
#2	35.9	.127	62.1	2.92	.599	3.28	2.51

Elem	Ni2316	Pb2203	Sb2068	Sc3613	Se1960	SiO2	Sn1899
Units	mg/L	mg/L	mg/L	mg/L	mg/L	mg/L	mg/L

Avge	.076	.076	L-.136	.034	.006	33.8	-.039
SDev	.001	.008	.026	.000	.001	.1	.001
%RSD	1.55	10.0	19.4	.975	19.9	.257	1.90
#1	.077	.071	L-.118	.034	.007	33.8	-.040
#2	.076	.081	L-.155	.034	.005	33.9	-.039

Elem	Sr4215	Ti3349	Tl3775	V_2924	Zn2138
Units	mg/L	mg/L	mg/L	mg/L	mg/L
Avge	.534	8.67	-.238	.426	.762
SDev	.002	.02	.065	.000	.001
%RSD	.311	.259	27.2	.002	.095
#1	.533	8.65	-.284	.426	.761
#2	.535	8.69	-.192	.426	.762

Analysis Report 11/12/08 00:11:43 AM page 1

Method: tl Sample Name: L72871-11:100 Operator: AEH
Run Time: 11/12/08 00:09:43
Comment: ST-SB06 200-220
Mode: CONC Corr. Factor: 1

Elem	Ag3280	Al3082	As1936	B_2496	Ba4934	Be3130	Bi2230
Units	mg/L	mg/L	mg/L	mg/L	mg/L	mg/L	mg/L
Avge	-.004	90.1	-.011	-.001	1.07	.004	.033
SDev	.001	.3	.034	.002	.00	.000	.012
%RSD	13.3	.353	319.	259.	.418	4.10	36.1
#1	-.004	89.8	-.034	-.002	1.06	.004	.024
#2	-.003	90.3	.013	.001	1.07	.004	.041

Elem	Ca3179	Cd2265	Co2286	Cr2677	Cu3247	Fe2599	Ga2943
Units	mg/L	mg/L	mg/L	mg/L	mg/L	mg/L	mg/L
Avge	104.	-.006	.132	.124	6.42	224.	.045
SDev	.	.000	.002	.000	.01	.	.016
%RSD	.146	4.45	1.82	.333	.077	.113	36.0
#1	104.	-.006	.134	.124	6.41	224.	.056
#2	104.	-.006	.131	.124	6.42	224.	.033

Elem	K_7664	Li6707	Mg2790	Mn2576	Mo2020	Na5889	Na3302
Units	mg/L	mg/L	mg/L	mg/L	mg/L	mg/L	mg/L
Avge	38.3	.135	65.4	3.01	1.29	3.12	1.36
SDev	.3	.000	.1	.01	.00	.02	.35
%RSD	.760	.298	.227	.226	.122	.774	25.9
#1	38.1	.135	65.3	3.01	1.29	3.14	1.61
#2	38.5	.135	65.5	3.02	1.29	3.10	1.11

Elem	Ni2316	Pb2203	Sb2068	Sc3613	Se1960	SiO2	Sn1899
Units	mg/L	mg/L	mg/L	mg/L	mg/L	mg/L	mg/L
Avge	.086	.381	L-.106	.034	-.018	33.7	-.048
SDev	.000	.020	.009	.001	.006	.0	.002
%RSD	.052	5.35	8.25	2.89	30.5	.081	4.93
#1	.086	.366	L-.100	.034	-.022	33.8	-.047
#2	.086	.395	L-.113	.035	-.014	33.7	-.050

Elem	Sr4215	Ti3349	Tl3775	V_2924	Zn2138
Units	mg/L	mg/L	mg/L	mg/L	mg/L
Avge	.612	9.46	-.382	.452	.816
SDev	.001	.03	.027	.003	.005
%RSD	.235	.284	7.08	.654	.652
#1	.611	9.44	-.363	.455	.813
#2	.613	9.48	-.401	.450	.820

Analysis Report QC Standard 11/12/08 00:15:21 AM page 1

Method: tl Sample Name: CCV Operator: AEH
Run Time: 11/12/08 00:13:21
Comment:
Mode: CONC Corr. Factor: 1

Elem	Ag3280	Al3082	As1936	B_2496	Ba4934	Be3130	Bi2230
Units	mg/L	mg/L	mg/L	mg/L	mg/L	mg/L	mg/L
Avge	.504	1.04	2.06	1.02	1.04	1.03	1.03
SDev	.003	.01	.01	.00	.00	.01	.02
%RSD	.547	.555	.329	.042	.398	.565	1.48
#1	.506	1.05	2.07	1.02	1.04	1.03	1.02
#2	.502	1.04	2.06	1.02	1.04	1.02	1.04

Elem	Ca3179	Cd2265	Co2286	Cr2677	Cu3247	Fe2599	Ga2943
Units	mg/L	mg/L	mg/L	mg/L	mg/L	mg/L	mg/L
Avge	50.5	1.01	1.03	.998	1.01	1.03	1.05
SDev	.2	.00	.00	.005	.00	.01	.01
%RSD	.337	.482	.422	.468	.463	.904	1.05
#1	50.6	1.01	1.03	1.00	1.01	1.04	1.06
#2	50.4	1.00	1.03	.995	1.00	1.03	1.04

Elem	K_7664	Li6707	Mg2790	Mn2576	Mo2020	Na5889	Na3302
Units	mg/L	mg/L	mg/L	mg/L	mg/L	mg/L	mg/L
Avge	10.3	1.03	50.5	1.01	1.02	51.5	51.5
SDev	.1	.00	.3	.00	.00	.4	.6
%RSD	.706	.078	.524	.390	.467	.812	1.20
#1	10.4	1.03	50.7	1.02	1.02	51.8	51.9
#2	10.3	1.03	50.3	1.01	1.02	51.2	51.0

Elem	Ni2316	Pb2203	Sb2068	Sc3613	Se1960	SiO2	Sn1899
Units	mg/L	mg/L	mg/L	mg/L	mg/L	mg/L	mg/L
Avge	.998	2.02	2.19	1.02	2.08	23.2	1.02
SDev	.002	.02	.01	.00	.02	.1	.00
%RSD	.211	.766	.283	.097	.722	.505	.271
#1	.999	2.03	2.19	1.02	2.09	23.3	1.02
#2	.996	2.01	2.20	1.02	2.07	23.1	1.02

Elem	Sr4215	Ti3349	Tl3775	V_2924	Zn2138
Units	mg/L	mg/L	mg/L	mg/L	mg/L
Avge	1.06	1.05	1.97	1.02	1.02
SDev	.00	.00	.02	.00	.00
%RSD	.453	.440	.933	.293	.083
#1	1.06	1.05	1.95	1.02	1.02

#2	1.05	1.05	1.98	1.01	1.02

Analysis Report Blank Sample 11/12/08 00:19:00 AM page 1

Method: tl Sample Name: CCB Operator:
Run Time: 11/12/08 00:16:59
Comment:
Mode: CONC Corr. Factor: 1

Elem	Ag3280	Al3082	As1936	B_2496	Ba4934	Be3130	Bi2230
Units	mg/L	mg/L	mg/L	mg/L	mg/L	mg/L	mg/L
Avge	-.001	-.000	-.004	-.001	-.000	.000	.003
SDev	.001	.007	.006	.001	.000	.000	.017
%RSD	94.3	23400.	171.	213.	141.	155.	632.
#1	-.002	-.005	.001	.000	.000	-.000	.015
#2	-.000	.005	-.008	-.002	-.000	.000	-.009

Elem	Ca3179	Cd2265	Co2286	Cr2677	Cu3247	Fe2599	Ga2943
Units	mg/L	mg/L	mg/L	mg/L	mg/L	mg/L	mg/L
Avge	.007	.000	-.001	-.001	-.001	.007	-.008
SDev	.002	.000	.000	.002	.003	.002	.003
%RSD	20.2	143.	46.4	176.	257.	24.6	35.7
#1	.008	.000	-.001	.000	.001	.008	-.010
#2	.006	-.000	-.001	-.003	-.003	.006	-.006

Elem	K_7664	Li6707	Mg2790	Mn2576	Mo2020	Na5889	Na3302
Units	mg/L	mg/L	mg/L	mg/L	mg/L	mg/L	mg/L
Avge	.037	-.001	-.032	-.000	.001	-.005	-.828
SDev	.040	.001	.015	.000	.002	.023	.080
%RSD	106.	141.	48.8	47.3	283.	495.	9.63
#1	.065	-.000	-.021	-.000	-.001	.012	-.884
#2	.009	-.001	-.043	-.000	.002	-.021	-.771

Elem	Ni2316	Pb2203	Sb2068	Sc3613	Se1960	SiO2	Sn1899
Units	mg/L	mg/L	mg/L	mg/L	mg/L	mg/L	mg/L
Avge	.001	.000	-.019	-.000	-.003	-.003	-.006
SDev	.004	.018	.020	.001	.008	.045	.000
%RSD	400.	58e6	106.	424.	226.	1330.	4.91
#1	.003	.013	-.005	.000	.002	.028	-.007
#2	-.002	-.013	-.033	-.001	-.009	-.035	-.006

Elem	Sr4215	Ti3349	Tl3775	V_2924	Zn2138
Units	mg/L	mg/L	mg/L	mg/L	mg/L
Avge	.000	.001	-.068	.001	-.000
SDev	.000	.000	.023	.003	.000
%RSD	.017	46.9	33.8	237.	73.5
#1	.000	.001	-.084	.003	-.000
#2	.000	.000	-.052	-.001	-.001

Analysis Report 11/12/08 00:22:38 AM page 1

Method: tl Sample Name: L72871-12:100 Operator: AEH
Run Time: 11/12/08 00:20:37

Comment: ST-SB06 220-240
Mode: CONC Corr. Factor: 1

Elem	Ag3280	Al3082	As1936	B_2496	Ba4934	Be3130	Bi2230
Units	mg/L	mg/L	mg/L	mg/L	mg/L	mg/L	mg/L
Avge	-.011	130.	-.040	.001	1.27	.005	.036
SDev	.000	1.	.007	.002	.00	.000	.008
%RSD	2.13	.392	17.9	148.	.050	1.40	22.7
#1	-.010	130.	-.045	.002	1.27	.005	.042
#2	-.011	130.	-.035	-.000	1.27	.005	.030

Elem	Ca3179	Cd2265	Co2286	Cr2677	Cu3247	Fe2599	Ga2943
Units	mg/L	mg/L	mg/L	mg/L	mg/L	mg/L	mg/L
Avge	130.	-.006	.153	.240	3.18	266.	.077
SDev	1.	.000	.001	.009	.01	1.	.003
%RSD	.528	1.31	.466	3.52	.469	.457	4.06
#1	130.	-.006	.152	.234	3.16	266.	.075
#2	130.	-.006	.153	.246	3.19	267.	.080

Elem	K_7664	Li6707	Mg2790	Mn2576	Mo2020	Na5889	Na3302
Units	mg/L	mg/L	mg/L	mg/L	mg/L	mg/L	mg/L
Avge	58.7	.182	99.9	3.69	.375	4.25	1.77
SDev	.1	.001	.4	.02	.002	.03	1.08
%RSD	.090	.664	.422	.465	.392	.723	61.1
#1	58.8	.181	99.6	3.68	.376	4.23	2.53
#2	58.7	.183	100.	3.70	.374	4.27	1.01

Elem	Ni2316	Pb2203	Sb2068	Sc3613	Se1960	SiO2	Sn1899
Units	mg/L	mg/L	mg/L	mg/L	mg/L	mg/L	mg/L
Avge	.159	.015	L-.175	.049	-.027	33.3	-.046
SDev	.001	.011	.003	.000	.002	.1	.010
%RSD	.748	70.7	1.44	.000	8.61	.404	22.4
#1	.160	.007	L-.173	.049	-.025	33.2	-.054
#2	.159	.022	L-.177	.049	-.029	33.4	-.039

Elem	Sr4215	Ti3349	Tl3775	V_2924	Zn2138
Units	mg/L	mg/L	mg/L	mg/L	mg/L
Avge	.704	15.0	-.326	.686	.757
SDev	.001	.0	.161	.005	.005
%RSD	.202	.305	49.5	.690	.690
#1	.703	14.9	-.440	.683	.753
#2	.705	15.0	-.212	.690	.760

Analysis Report 11/12/08 00:26:15 AM page 1

Method: tl Sample Name: L72871-13:100 Operator: AEH
Run Time: 11/12/08 00:24:15
Comment: ST-SB06 240-260
Mode: CONC Corr. Factor: 1

Elem	Ag3280	Al3082	As1936	B_2496	Ba4934	Be3130	Bi2230
Units	mg/L	mg/L	mg/L	mg/L	mg/L	mg/L	mg/L
Avge	-.011	149.	.010	.001	1.37	.005	.034
SDev	.002	.	.054	.001	.00	.000	.006

%RSD	17.3	.057	554.	32.4	.233	.000	17.1
#1	-.009	149.	.048	.001	1.37	.005	.038
#2	-.012	149.	-.029	.002	1.37	.005	.030

Elem	Ca3179	Cd2265	Co2286	Cr2677	Cu3247	Fe2599	Ga2943
Units	mg/L	mg/L	mg/L	mg/L	mg/L	mg/L	mg/L
Avge	135.	-.010	.137	.343	2.30	275.	.042
SDev	.	.001	.002	.001	.01	.	.000
%RSD	.122	6.91	1.38	.369	.471	.031	.889
#1	135.	-.010	.139	.342	2.31	275.	.042
#2	135.	-.009	.136	.344	2.30	275.	.042

Elem	K_7664	Li6707	Mg2790	Mn2576	Mo2020	Na5889	Na3302
Units	mg/L	mg/L	mg/L	mg/L	mg/L	mg/L	mg/L
Avge	77.2	.204	123.	4.12	.323	4.91	2.57
SDev	.5	.001	.	.01	.001	.04	.03
%RSD	.608	.592	.052	.129	.249	.739	1.16
#1	77.5	.203	123.	4.11	.322	4.93	2.59
#2	76.9	.205	123.	4.12	.323	4.88	2.55

Elem	Ni2316	Pb2203	Sb2068	Sc3613	Se1960	SiO2	Sn1899
Units	mg/L	mg/L	mg/L	mg/L	mg/L	mg/L	mg/L
Avge	.215	.027	L-.192	.057	.009	33.6	-.004
SDev	.001	.012	.002	.001	.012	.0	.000
%RSD	.558	43.4	.915	1.75	135.	.068	3.28
#1	.214	.019	L-.190	.057	.018	33.6	-.003
#2	.216	.036	L-.193	.056	.000	33.6	-.004

Elem	Sr4215	Ti3349	Tl3775	V_2924	Zn2138
Units	mg/L	mg/L	mg/L	mg/L	mg/L
Avge	.740	19.8	-.358	.804	.733
SDev	.002	.0	.009	.000	.003
%RSD	.227	.167	2.51	.002	.389
#1	.741	19.8	-.364	.804	.731
#2	.739	19.8	-.352	.804	.735

Analysis Report 11/12/08 00:29:53 AM page 1

Method: tl Sample Name: L72871-14:101 Operator: AEH
Run Time: 11/12/08 00:27:52
Comment: ST-SB06 260-280
Mode: CONC Corr. Factor: 1

Elem	Ag3280	Al3082	As1936	B_2496	Ba4934	Be3130	Bi2230
Units	mg/L	mg/L	mg/L	mg/L	mg/L	mg/L	mg/L
Avge	-.010	146.	-.019	.000	1.25	.005	.052
SDev	.002	.	.009	.002	.01	.000	.008
%RSD	24.7	.274	49.7	737.	.459	3.08	16.3
#1	-.008	146.	-.026	-.001	1.25	.005	.058
#2	-.011	146.	-.012	.002	1.25	.005	.046

Elem	Ca3179	Cd2265	Co2286	Cr2677	Cu3247	Fe2599	Ga2943
Units	mg/L	mg/L	mg/L	mg/L	mg/L	mg/L	mg/L

Avge	117.	-.009	.141	.324	3.88	277.	.063
SDev	.	.000	.001	.010	.01	1.	.006
%RSD	.210	2.11	.504	3.00	.382	.230	9.49
#1	117.	-.009	.142	.331	3.89	278.	.067
#2	117.	-.009	.141	.317	3.87	277.	.059

Elem	K_7664	Li6707	Mg2790	Mn2576	Mo2020	Na5889	Na3302
Units	mg/L	mg/L	mg/L	mg/L	mg/L	mg/L	mg/L
Avge	71.5	.194	116.	3.82	.415	5.13	2.07
SDev	.1	.002	.	.01	.003	.03	.06
%RSD	.166	.829	.114	.193	.750	.643	3.02
#1	71.6	.195	116.	3.82	.413	5.15	2.02
#2	71.5	.193	116.	3.81	.418	5.10	2.11

Elem	Ni2316	Pb2203	Sb2068	Sc3613	Se1960	SiO2	Sn1899
Units	mg/L	mg/L	mg/L	mg/L	mg/L	mg/L	mg/L
Avge	.210	.041	L-.172	.053	.004	31.6	-.037
SDev	.001	.000	.004	.001	.027	.0	.021
%RSD	.268	.863	2.34	1.25	626.	.144	56.9
#1	.210	.041	L-.175	.053	.023	31.5	-.022
#2	.210	.041	L-.169	.052	-.015	31.6	-.052

Elem	Sr4215	Ti3349	Tl3775	V_2924	Zn2138
Units	mg/L	mg/L	mg/L	mg/L	mg/L
Avge	.674	18.3	-.446	.777	.724
SDev	.003	.1	.033	.000	.000
%RSD	.462	.276	7.37	.002	.022
#1	.676	18.4	-.423	.777	.724
#2	.672	18.3	-.470	.777	.724

Analysis Report 11/12/08 00:33:30 AM page 1

Method: tl Sample Name: L72871-15:101 Operator: AEH
Run Time: 11/12/08 00:31:30
Comment: ST-SB06 280-300
Mode: CONC Corr. Factor: 1

Elem	Ag3280	Al3082	As1936	B_2496	Ba4934	Be3130	Bi2230
Units	mg/L	mg/L	mg/L	mg/L	mg/L	mg/L	mg/L
Avge	-.013	186.	-.040	-.006	1.70	.006	.034
SDev	.001	2.	.009	.001	.02	.000	.004
%RSD	9.99	1.13	23.2	16.2	1.35	.388	12.2
#1	-.014	188.	-.034	-.006	1.71	.006	.037
#2	-.012	185.	-.047	-.005	1.68	.006	.031

Elem	Ca3179	Cd2265	Co2286	Cr2677	Cu3247	Fe2599	Ga2943
Units	mg/L	mg/L	mg/L	mg/L	mg/L	mg/L	mg/L
Avge	107.	-.011	.170	.488	2.77	340.	.084
SDev	.	.000	.002	.004	.04	3.	.014
%RSD	.441	.014	1.07	.871	1.55	.812	16.3
#1	108.	-.011	.171	.491	2.80	342.	.074
#2	107.	-.011	.168	.485	2.74	338.	.093

Elem	K_7664	Li6707	Mg2790	Mn2576	Mo2020	Na5889	Na3302
Units	mg/L	mg/L	mg/L	mg/L	mg/L	mg/L	mg/L
Avge	109.	.218	154.	4.51	.419	6.34	2.70
SDev	1.	.003	2.	.03	.000	.12	.45
%RSD	1.02	1.29	1.05	.632	.057	1.90	16.5
#1	110.	.220	155.	4.53	.419	6.43	2.38
#2	108.	.216	153.	4.49	.419	6.26	3.01

Elem	Ni2316	Pb2203	Sb2068	Sc3613	Se1960	SiO2	Sn1899
Units	mg/L	mg/L	mg/L	mg/L	mg/L	mg/L	mg/L
Avge	.307	.050	L-.212	.073	-.005	35.4	.005
SDev	.003	.001	.055	.000	.002	.3	.022
%RSD	.872	2.25	25.7	.455	36.2	.862	487.
#1	.309	.051	L-.174	.073	-.004	35.6	-.011
#2	.305	.050	L-.251	.072	-.006	35.1	.020

Elem	Sr4215	Ti3349	Tl3775	V_2924	Zn2138
Units	mg/L	mg/L	mg/L	mg/L	mg/L
Avge	.641	25.1	-.422	1.05	.899
SDev	.009	.3	.037	.01	.004
%RSD	1.38	1.13	8.84	1.35	.395
#1	.647	25.3	-.448	1.06	.902
#2	.635	24.9	-.396	1.04	.897

Analysis Report 11/12/08 00:37:08 AM page 1

Method: tl Sample Name: L72871-16:101 Operator: AEH
Run Time: 11/12/08 00:35:08
Comment: ST-SB06 300-320
Mode: CONC Corr. Factor: 1

Elem	Ag3280	Al3082	As1936	B_2496	Ba4934	Be3130	Bi2230
Units	mg/L	mg/L	mg/L	mg/L	mg/L	mg/L	mg/L
Avge	-.005	133.	-.035	.032	.777	.007	.030
SDev	.002	.	.014	.000	.001	.000	.006
%RSD	36.7	.007	40.6	.015	.082	.000	19.2
#1	-.004	133.	-.025	.032	.778	.007	.026
#2	-.006	133.	-.045	.032	.777	.007	.034

Elem	Ca3179	Cd2265	Co2286	Cr2677	Cu3247	Fe2599	Ga2943
Units	mg/L	mg/L	mg/L	mg/L	mg/L	mg/L	mg/L
Avge	53.5	-.005	.053	.094	2.21	162.	.017
SDev	.2	.001	.003	.001	.00	.	.014
%RSD	.307	13.8	5.21	.919	.224	.042	79.3
#1	53.4	-.005	.051	.095	2.21	162.	.027
#2	53.6	-.004	.055	.093	2.20	162.	.008

Elem	K_7664	Li6707	Mg2790	Mn2576	Mo2020	Na5889	Na3302
Units	mg/L	mg/L	mg/L	mg/L	mg/L	mg/L	mg/L
Avge	28.1	.095	36.7	2.10	.114	2.71	1.08
SDev	.1	.000	.1	.00	.004	.01	.93
%RSD	.376	.000	.198	.227	3.46	.364	86.9
#1	28.2	.095	36.8	2.10	.117	2.72	1.74

#2	28.0	.095	36.7	2.11	.112	2.71	.415

Elem	Ni2316	Pb2203	Sb2068	Sc3613	Se1960	SiO2	Sn1899
Units	mg/L	mg/L	mg/L	mg/L	mg/L	mg/L	mg/L
Avge	.061	.085	L-.104	.025	-.020	46.6	.063
SDev	.001	.004	.006	.000	.006	.1	.009
%RSD	1.08	5.23	5.81	1.30	29.0	.218	13.6
#1	.062	.088	L-.108	.026	-.016	46.7	.069
#2	.061	.081	L-.100	.025	-.024	46.6	.057

Elem	Sr4215	Ti3349	Tl3775	V_2924	Zn2138
Units	mg/L	mg/L	mg/L	mg/L	mg/L
Avge	.570	5.51	-.190	.324	.477
SDev	.001	.00	.082	.000	.001
%RSD	.127	.039	43.4	.003	.299
#1	.571	5.51	-.248	.324	.476
#2	.570	5.51	-.132	.324	.478

Analysis Report 11/12/08 00:40:46 AM page 1

Method: tl Sample Name: L72871-17:101 Operator: AEH
Run Time: 11/12/08 00:38:45
Comment: ST-SB06 300-320 D
Mode: CONC Corr. Factor: 1

Elem	Ag3280	Al3082	As1936	B_2496	Ba4934	Be3130	Bi2230
Units	mg/L	mg/L	mg/L	mg/L	mg/L	mg/L	mg/L
Avge	-.005	129.	-.018	.033	.521	.006	.037
SDev	.001	1.	.017	.007	.004	.000	.001
%RSD	26.8	.742	96.1	20.4	.857	.071	3.54
#1	-.006	129.	-.006	.028	.524	.006	.036
#2	-.004	128.	-.030	.038	.517	.006	.038

Elem	Ca3179	Cd2265	Co2286	Cr2677	Cu3247	Fe2599	Ga2943
Units	mg/L	mg/L	mg/L	mg/L	mg/L	mg/L	mg/L
Avge	43.2	-.006	.055	.093	2.21	151.	.013
SDev	.2	.002	.000	.002	.01	.	.006
%RSD	.482	23.4	.142	1.82	.647	.273	45.0
#1	43.3	-.008	.055	.091	2.22	151.	.017
#2	43.1	-.005	.055	.094	2.20	151.	.009

Elem	K_7664	Li6707	Mg2790	Mn2576	Mo2020	Na5889	Na3302
Units	mg/L	mg/L	mg/L	mg/L	mg/L	mg/L	mg/L
Avge	26.1	.095	35.8	2.24	.113	2.52	1.27
SDev	.2	.001	.2	.00	.000	.01	.45
%RSD	.938	.852	.454	.220	.017	.348	35.4
#1	26.2	.094	35.9	2.25	.113	2.53	.948
#2	25.9	.095	35.7	2.24	.113	2.52	1.58

Elem	Ni2316	Pb2203	Sb2068	Sc3613	Se1960	SiO2	Sn1899
Units	mg/L	mg/L	mg/L	mg/L	mg/L	mg/L	mg/L
Avge	.056	.091	L-.118	.024	.014	48.2	.050
SDev	.004	.002	.003	.000	.029	.0	.004
%RSD	7.33	1.71	2.91	.000	202.	.091	8.70

#1	.053	.092	L-.120	.024	.035	48.3	.047
#2	.059	.090	L-.116	.024	-.006	48.2	.053

Elem	Sr4215	Ti3349	Tl3775	V_2924	Zn2138
Units	mg/L	mg/L	mg/L	mg/L	mg/L
Avge	.490	5.33	-.248	.297	.409
SDev	.004	.04	.031	.003	.002
%RSD	.879	.683	12.7	.988	.472
#1	.493	5.35	-.270	.299	.410
#2	.487	5.30	-.226	.295	.407

Analysis Report 11/12/08 00:44:24 AM page 1

Method: tl Sample Name: L72871-18:100 Operator: AEH
Run Time: 11/12/08 00:42:23
Comment: ST-SB06 260-280 MSD
Mode: CONC Corr. Factor: 1

Elem	Ag3280	Al3082	As1936	B_2496	Ba4934	Be3130	Bi2230
Units	mg/L	mg/L	mg/L	mg/L	mg/L	mg/L	mg/L
Avge	-.010	136.	-.050	.002	1.17	.005	.052
SDev	.001	1.	.015	.004	.01	.000	.000
%RSD	10.1	.965	31.2	231.	1.22	1.41	.750
#1	-.011	136.	-.061	-.001	1.18	.005	.053
#2	-.010	135.	-.039	.005	1.16	.005	.052

Elem	Ca3179	Cd2265	Co2286	Cr2677	Cu3247	Fe2599	Ga2943
Units	mg/L	mg/L	mg/L	mg/L	mg/L	mg/L	mg/L
Avge	118.	-.010	.143	.301	3.72	271.	.125
SDev	1.	.001	.003	.001	.04	2.	.007
%RSD	.572	10.00	2.36	.296	1.11	.621	5.37
#1	119.	-.009	.141	.301	3.75	272.	.120
#2	118.	-.010	.146	.300	3.69	270.	.130

Elem	K_7664	Li6707	Mg2790	Mn2576	Mo2020	Na5889	Na3302
Units	mg/L	mg/L	mg/L	mg/L	mg/L	mg/L	mg/L
Avge	66.5	.192	110.	3.74	.656	4.38	2.47
SDev	.5	.002	1.	.02	.007	.06	.11
%RSD	.766	1.26	.750	.508	1.11	1.33	4.30
#1	66.9	.194	111.	3.75	.661	4.42	2.54
#2	66.2	.190	109.	3.73	.650	4.34	2.39

Elem	Ni2316	Pb2203	Sb2068	Sc3613	Se1960	SiO2	Sn1899
Units	mg/L	mg/L	mg/L	mg/L	mg/L	mg/L	mg/L
Avge	.204	.059	L-.176	.051	.007	36.3	-.053
SDev	.001	.019	.029	.000	.038	.2	.018
%RSD	.349	32.9	16.2	.652	566.	.571	34.0
#1	.204	.073	L-.156	.051	.034	36.5	-.041
#2	.203	.045	L-.196	.050	-.020	36.2	-.066

Elem	Sr4215	Ti3349	Tl3775	V_2924	Zn2138
Units	mg/L	mg/L	mg/L	mg/L	mg/L
Avge	.728	16.2	-.364	.715	.677

SDev	.009	.2	.094	.005	.002
%RSD	1.22	.944	25.7	.657	.289
#1	.735	16.3	-.298	.719	.678
#2	.722	16.1	-.431	.712	.675

Analysis Report QC Standard 11/12/08 00:48:02 AM page 1

Method: tl Sample Name: CCV Operator: AEH
Run Time: 11/12/08 00:46:01
Comment:
Mode: CONC Corr. Factor: 1

Elem	Ag3280	Al3082	As1936	B_2496	Ba4934	Be3130	Bi2230
Units	mg/L	mg/L	mg/L	mg/L	mg/L	mg/L	mg/L
Avge	.507	1.04	2.07	1.02	1.04	1.03	1.03
SDev	.001	.01	.02	.00	.01	.01	.00
%RSD	.181	1.12	.993	.222	.642	.670	.186
#1	.506	1.03	2.09	1.02	1.04	1.02	1.03
#2	.508	1.05	2.06	1.02	1.05	1.03	1.03

Elem	Ca3179	Cd2265	Co2286	Cr2677	Cu3247	Fe2599	Ga2943
Units	mg/L	mg/L	mg/L	mg/L	mg/L	mg/L	mg/L
Avge	50.4	1.01	1.03	.995	1.01	1.05	1.05
SDev	.3	.00	.00	.004	.01	.00	.02
%RSD	.578	.172	.193	.424	.988	.423	1.57
#1	50.2	1.01	1.03	.992	.999	1.05	1.06
#2	50.6	1.01	1.03	.998	1.01	1.05	1.04

Elem	K_7664	Li6707	Mg2790	Mn2576	Mo2020	Na5889	Na3302
Units	mg/L	mg/L	mg/L	mg/L	mg/L	mg/L	mg/L
Avge	10.4	1.03	50.6	1.01	1.02	51.3	51.1
SDev	.1	.01	.3	.01	.00	.6	.0
%RSD	.572	.624	.643	.673	.078	1.08	.058
#1	10.4	1.03	50.3	1.01	1.02	50.9	51.1
#2	10.4	1.04	50.8	1.02	1.02	51.7	51.1

Elem	Ni2316	Pb2203	Sb2068	Sc3613	Se1960	SiO2	Sn1899
Units	mg/L	mg/L	mg/L	mg/L	mg/L	mg/L	mg/L
Avge	.996	1.98	2.17	1.02	2.06	23.2	1.02
SDev	.007	.03	.01	.01	.01	.1	.02
%RSD	.688	1.30	.625	.517	.595	.354	2.35
#1	.991	1.97	2.18	1.02	2.06	23.1	1.01
#2	1.00	2.00	2.16	1.03	2.05	23.3	1.04

Elem	Sr4215	Ti3349	Tl3775	V_2924	Zn2138
Units	mg/L	mg/L	mg/L	mg/L	mg/L
Avge	1.06	1.06	2.03	1.02	1.02
SDev	.01	.01	.00	.00	.00
%RSD	.702	.525	.217	.350	.469
#1	1.05	1.05	2.02	1.01	1.02
#2	1.06	1.06	2.03	1.02	1.03

Method: tl Sample Name: CCB Operator:
Run Time: 11/12/08 00:49:40
Comment:
Mode: CONC Corr. Factor: 1

Elem	Ag3280	Al3082	As1936	B_2496	Ba4934	Be3130	Bi2230
Units	mg/L	mg/L	mg/L	mg/L	mg/L	mg/L	mg/L
Avge	.001	-.009	.001	-.001	.000	.000	.005
SDev	.001	.000	.007	.001	.000	.000	.002
%RSD	69.8	2.30	461.	94.8	.000	61.2	35.1
#1	.001	-.009	.006	-.000	.000	.000	.007
#2	.000	-.010	-.003	-.002	.000	.000	.004

Elem	Ca3179	Cd2265	Co2286	Cr2677	Cu3247	Fe2599	Ga2943
Units	mg/L	mg/L	mg/L	mg/L	mg/L	mg/L	mg/L
Avge	.008	.000	.001	.003	-.001	.011	-.002
SDev	.000	.000	.001	.003	.000	.000	.027
%RSD	.003	.077	73.6	103.	49.9	4.21	1410.
#1	.008	.000	.001	.001	-.000	.011	-.021
#2	.008	.000	.002	.006	-.001	.010	.017

Elem	K_7664	Li6707	Mg2790	Mn2576	Mo2020	Na5889	Na3302
Units	mg/L	mg/L	mg/L	mg/L	mg/L	mg/L	mg/L
Avge	.094	.001	-.019	-.000	.001	.001	-.452
SDev	.026	.002	.003	.000	.002	.002	.771
%RSD	28.3	283.	16.6	148.	282.	283.	171.
#1	.075	-.001	-.021	-.000	-.001	.002	L-.997
#2	.112	.002	-.016	.000	.002	-.001	.094

Elem	Ni2316	Pb2203	Sb2068	Sc3613	Se1960	SiO2	Sn1899
Units	mg/L	mg/L	mg/L	mg/L	mg/L	mg/L	mg/L
Avge	.000	.007	-.010	-.000	.006	.038	-.009
SDev	.000	.020	.016	.000	.009	.005	.018
%RSD	237.	293.	164.	141.	157.	13.3	207.
#1	-.000	-.007	-.021	.000	.013	.041	-.021
#2	.000	.021	.002	-.000	-.001	.034	.004

Elem	Sr4215	Ti3349	Tl3775	V_2924	Zn2138
Units	mg/L	mg/L	mg/L	mg/L	mg/L
Avge	.000	.001	-.032	.007	.001
SDev	.000	.001	.082	.011	.000
%RSD	70.7	142.	255.	159.	7.95
#1	.000	.002	.026	-.001	.001
#2	.001	-.000	-.091	.014	.001

HG-T-846

WG255825

ACZ Laboratories, Inc

QC List Type: QC-CV-SM
QCListMatClass: SOLID
Bench Sheet List: I-CV-T
QC Ref: HG-T-846-S
Group ID: MA-G-HG-T-846-S
Method Ref: M7470A
SOP Ref: SOPII005

Instrument ID: HYDRA
Analyst: PMC
ACZ Dept: 33
Create Date: 11/17/2008 9:06:00 AM
Start Date/Time:
End Date/Time: 11.18.08

SEQ	ACZ ID	Client ID	SubSX	Pri	PSolid	TSolid	HGT846	Mercury (mg/L)	sample weight (g)	% solid (%)	prep dilution factor	instrument dilution factor	final dilution factor	Comments
1	WG255825ICV	II081113-2					✓							
2	WG255825ICB	NONE					✓							
3	WG255825PBS	NONE			100		✓		0.253				198	
4	WG255825LCSS	PCN30762					✓		0.252			4X	794	
5	WG255825LCSSD	PCN30762					✓		0.253			4X	791	
6	L72802-01	COUGAR 1 #1 #2	PMC 11.18.08			45.3	✓		0.597				185	
7	L72802-01MS	II081104-3					✓		0.638				173	
8	L72802-01MSD	II081104-3					✓		0.601				184	
9	L72813-01	TABLE III SLUDGE				13.6	✓		0.172	PMC 11.17.08			476	PMC 11.18.08
10	**L72887-01**	BIO-SOLIDS		50		6.23	✓		1.951				411	
11	L72889-01	PE4-4				4.73	✓		1.940				545	
12	L72905-01	0811030095 LAND				2.28	✓		1.989				1103	
13	WG255825CCV1	II081113-2					✓							
14	WG255825CCB1	NONE					✓							
15	L72905-02	0811030097 THICK				3.63	✓		1.992				691	
16	L73044-01	DIGESTED SLUDGE				19.5	✓		0.822				312	
17	WG255825CCV2	II081113-2					✓							
18	WG255825CCB2	NONE					✓							

Report Comments:

Internal Comments

AREV: PMC 11.18.08
Initials, Date

SREV: 11.18.08
Initials, Date

111808

DR 11-19-08

HG-T-846

WG255825

ACZ Laboratories, Inc

QC List Type: QC-CV-SM
QCListMatClass: SOLID
Bench Sheet List: I-CV-T
QC Ref: HG-T-846-S
Group ID: MA-G-HG-T-846-S
Method Ref: M7470A
SOP Ref: SOPII005

Instrument ID: HYDRA
Analyst:
ACZ Dept: 33
Create Date: 11/17/2008 9:06:00 AM
Start Date/Time:
End Date/Time:

Sample	Login Comments
L72802-01	SLUDGE (2) 1 IN VOA SOIL FRIDGE, 1 IN SLUDGE FRIDGE.
L72813-01	16OZ SLUDGE(SLUDGE FRIDGE)
L72887-01	8OZ SLUDGE (SLUDGE FRIDGE)
L72889-01	SLUDGE(BIG PLASTIC JUG) SLUDGE FRIDGE
L72905-01	SLUDGE (SLUDGE FRIDGE)
L72905-02	SLUDGE (SLUDGE FRIDGE)
L73044-01	SLUDGE

Report Comments: _____

Internal Comments _____

AREV: _____
Initials, Date

SREV: _____
Initials, Date

111808

ACZ Laboratories, Inc.
FIMS/FIAS DATA REVIEW CHECKLIST

Data Reviewer: PMC
Date: 11.18.08

Approved: [signature]
Date: 11.18.8

Work Group: 255825
Sample Type: Hg-T-846
Analysis Date: 11.18.08
Analyst: PMC

	Yes	No	N/A
1.) Does the instrument calibration meet the specified method criteria? (r ≥ 0.995)	✓		
2.) Was the low calibration standard dropped? If Yes, notify PM of change to PQL.		✓	
3.) Are all of the QC critera listed in LIMS within the acceptance limits?	✓		
4.) Are "H" flags for missed hold time appropriate?			✓
5.) Are all samples requiring re-analysis / re-digestion at REDO / REDX status?			✓
6.) Are all dilution factors correctly calculated and uploaded? (Soil, Sludge, Water)	✓		
7.) Is any sample prepped / analyzed on dilution appropriately "D" qualified (except o-cal)?			✓
8.) Are dilutions for o-cals in the appropriate range? (explain if "B" or "U" is reported)			✓
9.) Is the correct sub-sample type entered on the bench sheet (if different than SOP)?			✓
10.) Are all errors properly corrected (i.e. single-line crossout, dated & initialed)?	✓		
11.) Is a current standard/reagent sheet attached to the workgroup?	✓		
12.) **FOR SREV**: QA/QC approval for initial training or 2 sets of initials for WG & LIMS?	✓		

Continuing Calibration? NO Cal WG# : NONE Digest Time In: 3:39 / 4:30

Digest Date: 11.17.08 Digest Temp: 92°C Digest Time Out: 3:41 / 5.00

For any of the items listed above that are checked "No" state the corrective action/explanation below.

QC/Sample ID	Analytical Problem	Corrective action
	All Passing	

Comments:

FRMII011.09.07.10

```
Line   Conc.  Units     SD/RSD      1       2       3       4       5
-----------------------------------------------------------------------------

*** Standard: 1 Rep: 1              Seq:  1       10:07:25 18 Nov 08   HG

Hg    .000    ppb      30

*** Standard: 2 Rep: 1              Seq:  2       10:09:47 18 Nov 08   HG

Hg    1.00    ppb      2324

*** Standard: 3 Rep: 1              Seq:  3       10:11:53 18 Nov 08   HG

Hg    5.00    ppb      13006

*** Standard: 4 Rep: 1              Seq:  4       10:14:16 18 Nov 08   HG

Hg    10.0    ppb      25490

*** Standard: 5 Rep: 1              Seq:  5       10:16:25 18 Nov 08   HG

Hg    20.0    ppb      49618

*** Check Standard: 2  Ck2ICV/CCV   Seq:  6       10:20:28 18 Nov 08   HG
Line  Flag  %Rcv.   Found    True  Units      SD/RSD
Hg          109.     10.9    9.96  ppb         .000

*** Check Standard: 1  Ck1ICB/CCB   Seq:  7       10:23:11 18 Nov 08   HG
Line  Flag  Found Range(+/-) Units      SD/RSD
Hg         -.076     .600     ppb        .000

*** Sample ID: G255825PBS            Seq:  8       10:26:37 18 Nov 08   HG
                            WG255825PBS
Hg   -.029    ppb       .000     -.029

*** Sample ID: 255825LCSS           Seq:  9       10:28:53 18 Nov 08   HG
                            WG255825LCSS
Hg    7.35    ppb       .000      7.35

*** Sample ID: 55825LCSSD           Seq:  10      10:31:15 18 Nov 08   HG
                            WG255825LCSSD
Hg    7.56    ppb       .000      7.56

*** Sample ID: L72802-01            Seq:  11      10:33:28 18 Nov 08   HG
                            L72802-01
Hg   -.123    ppb       .000     -.123

*** Sample ID: 72802-01MS           Seq:  12      10:36:01 18 Nov 08   HG
                            L72802-01MS
Hg    4.99    ppb       .000      4.99
```

```
Line   Conc.  Units     SD/RSD      1       2       3       4       5
-------------------------------------------------------------------------------

*** Sample ID: 2802-01MSD            Seq:  13     10:38:13 18 Nov 08   HG
                            L72802-01MSD
Hg    4.87    ppb       .000      4.87

*** Sample ID: L72813-01             Seq:  14     10:41:28 18 Nov 08   HG
                            L72813-01
Hg    3.70    ppb       .000      3.70

*** Sample ID: L72887-01             Seq:  15     10:43:31 18 Nov 08   HG
                            L72887-01
Hg    2.20    ppb       .000      2.20

*** Sample ID: L72889-01             Seq:  16     10:45:44 18 Nov 08   HG
                            L72889-01
Hg    .372    ppb       .000      .372

*** Sample ID: L72905-01             Seq:  17     10:48:38 18 Nov 08   HG
                            L72905-01
Hg    .696    ppb       .000      .696

*** Check Standard: 2  Ck2ICV/CCV   Seq:  18     10:51:51 18 Nov 08   HG
Line  Flag  %Rcv.   Found    True  Units      SD/RSD
Hg          108.     10.7    9.96   ppb        .000

*** Check Standard: 1  Ck1ICB/CCB   Seq:  19     10:55:34 18 Nov 08   HG
Line  Flag  Found Range(+/-) Units      SD/RSD
Hg         -.059     .600     ppb        .000

*** Sample ID: L72905-02             Seq:  20     10:57:59 18 Nov 08   HG
                            L72905-02
Hg    .950    ppb       .000      .950

*** Sample ID: L73044-01             Seq:  21     11:00:02 18 Nov 08   HG
                            L73044-01
Hg    2.08    ppb       .000      2.08

*** Check Standard: 2  Ck2ICV/CCV   Seq:  22     11:02:09 18 Nov 08   HG
Line  Flag  %Rcv.   Found    True  Units      SD/RSD
Hg          108.     10.8    9.96   ppb        .000

*** Check Standard: 1  Ck1ICB/CCB   Seq:  23     11:04:46 18 Nov 08   HG
Line  Flag  Found Range(+/-) Units      SD/RSD
Hg         -.071     .600     ppb        .000
```

```
Line   Conc.  Units     SD/RSD      1       2       3       4       5
-------------------------------------------------------------------------------

*** Check Standard: 2  Ck2ICV/CCV   Seq:  6       10:20:28 18 Nov 08   HG
Line  Flag             Intensities
Hg                     27223
                                                                            =
*** Check Standard: 1  Ck1ICB/CCB   Seq:  7       10:23:11 18 Nov 08   HG
Line  Flag             Intensities
Hg                     0
                                                                            =
*** Sample ID: G255825PBS            Seq:  8       10:26:37 18 Nov 08   HG
                           WG255825PBS
Hg   -.029    ppb      117
                                                                            =
===============================================================================
*** Sample ID: 255825LCSS            Seq:  9       10:28:53 18 Nov 08   HG
                           WG255825LCSS
Hg    7.35    ppb      18470
                                                                            =
===============================================================================
*** Sample ID: 55825LCSSD            Seq:  10      10:31:15 18 Nov 08   HG
                           WG255825LCSSD
Hg    7.56    ppb      18996
                                                                            =
===============================================================================
*** Sample ID: L72802-01             Seq:  11      10:33:28 18 Nov 08   HG
                           L72802-01
Hg   -.123    ppb      -116
                                                                            =
===============================================================================
*** Sample ID: 72802-01MS            Seq:  12      10:36:01 18 Nov 08   HG
                           L72802-01MS
Hg    4.99    ppb      12602
                                                                            =
===============================================================================
*** Sample ID: 2802-01MSD            Seq:  13      10:38:13 18 Nov 08   HG
                           L72802-01MSD
Hg    4.87    ppb      12294
                                                                            =
===============================================================================
*** Sample ID: L72813-01             Seq:  14      10:41:28 18 Nov 08   HG
                           L72813-01
Hg    3.70    ppb      9399
                                                                            =
===============================================================================
*** Sample ID: L72887-01             Seq:  15      10:43:31 18 Nov 08   HG
                           L72887-01
Hg    2.20    ppb      5657
                                                                            =
===============================================================================
```

```
Line   Conc.  Units     SD/RSD      1       2       3       4       5
-------------------------------------------------------------------------------

*** Sample ID: L72889-01             Seq:  16     10:45:44 18 Nov 08   HG
                          L72889-01
Hg    .372    ppb      1113
                                                                          =
===============================================================================
*** Sample ID: L72905-01             Seq:  17     10:48:38 18 Nov 08   HG
                          L72905-01
Hg    .696    ppb      1920
                                                                          =
*** Check Standard: 2  Ck2ICV/CCV   Seq:  18     10:51:51 18 Nov 08   HG
Line  Flag             Intensities
Hg                     26839
                                                                          =
*** Check Standard: 1  Ck1ICB/CCB   Seq:  19     10:55:34 18 Nov 08   HG
Line  Flag             Intensities
Hg                     43
                                                                          =
*** Sample ID: L72905-02             Seq:  20     10:57:59 18 Nov 08   HG
                          L72905-02
Hg    .950    ppb      2551
                                                                          =
===============================================================================
*** Sample ID: L73044-01             Seq:  21     11:00:02 18 Nov 08   HG
                          L73044-01
Hg    2.08    ppb      5369
                                                                          =
*** Check Standard: 2  Ck2ICV/CCV   Seq:  22     11:02:09 18 Nov 08   HG
Line  Flag             Intensities
Hg                     27035
                                                                          =
*** Check Standard: 1  Ck1ICB/CCB   Seq:  23     11:04:46 18 Nov 08   HG
Line  Flag             Intensities
Hg                     11
                                                                          =
```

WinHg Database 1.5

File Utility Help

RN RN

Protocol 245-1 Dataset/Proto 081118-S/245-1

Protocol | Line info | Cal Curve | Report | Ctrl Chart | Viewer

Reset

Calib Coeffs

New Cal

Update Coeffs

Spike Coeffs

A

B 4.02124e-4

C -7.58744e-2

Rho .999825

Type Linear

☑ Calibrated

☑ Accepted

Accept

µ Abs.
49618

Accepted

New

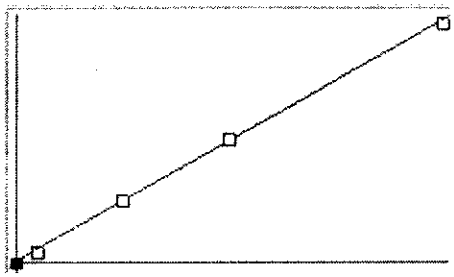

Include S1 Rep 1 ☑

18-Nov-08 10:18 Conc. 20.0

S	Conc.	Calc.	Dev.	Mean	SD or %RSD	Rep 1	Rep 2	Rep 3
01	.00000	-.064	-.064	30	0	30		
02	1.0000	.859	-.141	2325	0%	2324		
03	5.0000	5.15	.154	13006	0%	13006		
04	10.000	10.2	.174	25490	0%	25490		
05	20.000	19.9	-.123	49619	0%	49618		
06								

Ready NUM

ACZ Laboratories, Inc.
Standards/Reagents Information
Mercury (solids) by CVAA

Reagents:		**Expiration**
HNO3	PCN:31318	10/31/2009
HCl	PCN: 31351	8/31/2011
KMnO4	PCN: 28817	11/30/2012
SnCl2	PCN: 29591	4/17/2013
Hydrox	PCN: 30346	7/24/2013
NaCl	PCN: 27957	8/16/2012
PBS (sand)	PCN: 29443	3/25/2013

Standards:

Cal/Spike Stock intermediate (10 mg/L); II080822-3 exp:11/22/2008

ACZ Laboratories, Inc.
2773 Downhill Drive Steamboat Springs, CO 80487 (800) 334-5493

Workgroup Review and Approval

WG255825

Date Reported: 18-Nov-08
Run ID: R644257
Date Analyzed: 18-Nov-08
ICAL Workgroup:
Instrument ID: HYDRA

WG255825ICV

Tag: Measured: 11/18/2008 10:20:28 AM

Status	Parm_Stored	Type	Value	Dil	Qual	Units	Appv	MDL	RDL	Text Value	Ext Qual
SREV	MERCURY	FOUND	0.01087	1		mg/L	++	0.0002	0.001		
SREV	MERCURY	REC	108.7	1		%	++	0.0002	0.001		

WG255825ICB

Tag: Measured: 11/18/2008 10:23:11 AM

Status	Parm_Stored	Type	Value	Dil	Qual	Units	Appv	MDL	RDL	Text Value	Ext Qual
SREV	MERCURY	FOUND		1	U	mg/L	++	0.0002	0.001		

WG255825PBS

Tag: Measured: 11/18/2008 10:26:37 AM

Status	Parm_Stored	Type	Value	Dil	Qual	Units	Appv	MDL	RDL	Text Value	Ext Qual
SREV	MERCURY	FOUND		198	U	mg/Kg	++	0.04	0.2		

WG255825LCSS

Tag: Measured: 11/18/2008 10:28:53 AM

Status	Parm_Stored	Type	Value	Dil	Qual	Units	Appv	MDL	RDL	Text Value	Ext Qual
SREV	MERCURY	FOUND	5.84	794		mg/Kg	++	0.2	0.8		
SREV	MERCURY	REC	93.6	794		%	++	0.2	0.8		

WG255825LCSSD

Tag: Measured: 11/18/2008 10:31:15 AM

Status	Parm_Stored	Type	Value	Dil	Qual	Units	Appv	MDL	RDL	Text Value	Ext Qual
SREV	MERCURY	FOUND	5.98	791		mg/Kg	++	0.2	0.8		
SREV	MERCURY	REC	95.8	791		%	++	0.2	0.8		
SREV	MERCURY	RPD	2.4	791		%	++	0.2	0.8		

L72802-01

Tag: Measured: 11/18/2008 10:33:28 AM

Status	Parm_Stored	Type	Value	Dil	Qual	Units	Appv	MDL	RDL	Text Value	Ext Qual
SREV	MERCURY	HG-T-846		185	U	mg/Kg	++	0.04	0.2		

L72802-01MS

Tag: Measured: 11/18/2008 10:36:01 AM

Status	Parm_Stored	Type	Value	Dil	Qual	Units	Appv	MDL	RDL	Text Value	Ext Qual
SREV	MERCURY	FOUND	0.864	173		mg/Kg	++	0.03	0.2		
SREV	MERCURY	REC	99.9	173		%	++	0.03	0.2		

L72802-01MSD

Tag: Measured: 11/18/2008 10:38:13 AM

Status	Parm_Stored	Type	Value	Dil	Qual	Units	Appv	MDL	RDL	Text Value	Ext Qual
SREV	MERCURY	FOUND	0.896	184		mg/Kg	++	0.04	0.2		
SREV	MERCURY	REC	97.4	184		%	++	0.04	0.2		
SREV	MERCURY	RPD	3.64	184		%	++	0.04	0.2		

L72813-01 Tag: Measured: 11/18/2008 10:41:28 AM

Status	Parm_Stored	Type	Value	Dil	Qual	Units	Appv	MDL	RDL	Text Value	Ext Qual
SREV	MERCURY	HG-T-846	1.8	476		mg/Kg	++	0.1	0.5		

L72887-01 Tag: Measured: 11/18/2008 10:43:31 AM

Status	Parm_Stored	Type	Value	Dil	Qual	Units	Appv	MDL	RDL	Text Value	Ext Qual
SREV	MERCURY	HG-T-846	0.9	411		mg/Kg	++	0.08	0.4		

L72889-01 Tag: Measured: 11/18/2008 10:45:44 AM

Status	Parm_Stored	Type	Value	Dil	Qual	Units	Appv	MDL	RDL	Text Value	Ext Qual
SREV	MERCURY	HG-T-846	0.2	545	B	mg/Kg	++	0.1	0.5		

L72905-01 Tag: Measured: 11/18/2008 10:48:38 AM

Status	Parm_Stored	Type	Value	Dil	Qual	Units	Appv	MDL	RDL	Text Value	Ext Qual
SREV	MERCURY	HG-T-846	0.8	1103	B	mg/Kg	++	0.2	1		

WG255825CCV1 Tag: Measured: 11/18/2008 10:51:51 AM

Status	Parm_Stored	Type	Value	Dil	Qual	Units	Appv	MDL	RDL	Text Value	Ext Qual
SREV	MERCURY	FOUND	0.01072	1		mg/L	++	0.0002	0.001		
SREV	MERCURY	REC	107.2	1		%	++	0.0002	0.001		

WG255825CCB1 Tag: Measured: 11/18/2008 10:55:34 AM

Status	Parm_Stored	Type	Value	Dil	Qual	Units	Appv	MDL	RDL	Text Value	Ext Qual
SREV	MERCURY	FOUND		1	U	mg/L	++	0.0002	0.001		

L72905-02 Tag: Measured: 11/18/2008 10:57:59 AM

Status	Parm_Stored	Type	Value	Dil	Qual	Units	Appv	MDL	RDL	Text Value	Ext Qual
SREV	MERCURY	HG-T-846	0.7	691	B	mg/Kg	++	0.1	0.7		

L73044-01 Tag: Measured: 11/18/2008 11:00:02 AM

Status	Parm_Stored	Type	Value	Dil	Qual	Units	Appv	MDL	RDL	Text Value	Ext Qual
SREV	MERCURY	HG-T-846	0.65	312		mg/Kg	++	0.06	0.3		

WG255825CCV2 Tag: Measured: 11/18/2008 11:02:09 AM

Status	Parm_Stored	Type	Value	Dil	Qual	Units	Appv	MDL	RDL	Text Value	Ext Qual
SREV	MERCURY	FOUND	0.0108	1		mg/L	++	0.0002	0.001		
SREV	MERCURY	REC	108	1		%	++	0.0002	0.001		

WG255825CCB2 Tag: Measured: 11/18/2008 11:04:46 AM

Status	Parm_Stored	Type	Value	Dil	Qual	Units	Appv	MDL	RDL	Text Value	Ext Qual
SREV	MERCURY	FOUND		1	U	mg/L	++	0.0002	0.001		

HG-T-846

WG255826

ACZ Laboratories, Inc

QC List Type: QC-CV-SM
QCListMatClass: SOLID
Bench Sheet List: I-CV-T
QC Ref: HG-T-846-S
Group ID: MA-G-HG-T-846-S
Method Ref: M7470A
SOP Ref: SOPII005

Instrument ID: HYDRA
Analyst: PMC
ACZ Dept: 33
Create Date: 11/17/2008 9:08:15 AM
Start Date/Time:
End Date/Time: 11.18.08

SEQ	ACZ ID	Client ID	SubSX	Pri	PSolid	TSolid	HGT846	Mercury (mg/L)	sample weight (g)	% solid (%)	prep dilution factor	instrument dilution factor	final dilution factor	Comments
1	WG255826ICV	II081113-2					✓							
2	WG255826ICB	NONE					✓							
3	WG255826PBS	NONE			100		✓		0.251				199	
4	WG255826LCSS	PCN30762					✓		0.253			4X	791	
5	WG255826LCSSD	PCN30762	PMC 11.18.08				✓		0.251			4X	797	
6	L72871-01	ST-SB06 0-20			93.3		✓		0.275				195	
7	L72871-01MS	II081104-3					✓		0.264				203	
8	L72871-01MSD	II081104-3					✓		0.268				200	
9	L72871-02	ST-SB06 20-40			87.1		✓		0.288				199	
10	L72871-03	ST-SB06 40-60			80.9		✓		0.265	PMC 11.17.08			233	
11	L72871-04	ST-SB06 60-80			93.9		✓		0.271				196	PMC 11.18.08
12	L72871-05	ST-SB06 80-100			93.6		✓		0.265				202	
13	WG255826CCV1	II081113-2					✓							
14	WG255826CCB1	NONE					✓							
15	L72871-06	ST-SB06 100-120			85.1		✓		0.276				213	
16	L72871-07	ST-SB06 120-140			85.2		✓		0.264				222	
17	L72871-08	ST-SB06 140-160			89.1		✓		0.267				210	
18	L72871-09	ST-SB06 160-180			87.4		✓		0.278				206	
19	L72871-10	ST-SB06 180-200			92		✓		0.288				189	
20	L72871-11	ST-SB06 200-220			91.3		✓		0.291				198	
21	L72871-12	ST-SB06 220-240			91		✓		0.276				199	
22	L72871-13	ST-SB06 240-260			88.8		✓		0.283				199	

Report Comments: cont. cal. WG255825 PMC 11.18.08

Internal Comments

AREV: PMC 11.18.08
Initials, Date

SREV: 11.18.08
Initials, Date

112108

DR 11.19.08

HG-T-846

QC List Type: QC-CV-SM
QCListMatClass: SOLID
Bench Sheet List: I-CV-T
QC Ref: HG-T-846-S
Group ID: MA-G-HG-T-846-S
Method Ref: M7470A
SOP Ref: SOPII005

WG255826

ACZ Laboratories, Inc

Instrument ID: HYDRA
Analyst:
ACZ Dept: 33
Create Date: 11/17/2008 9:08:15 AM
Start Date/Time:
End Date/Time:

SEQ	ACZ ID	Client ID	SubSX	Pri	PSolid	TSolid	HGT846	Mercury (mg/L)	sample weight (g)	% solid (%)	prep dilution factor	instrument dilution factor	final dilution factor	Comments
23	L72871-14	ST-SB06 260-280			89.2		✓		0.273				205	
24	L72871-15	ST-SB06 280-300			89.7		✓		0.272				205	
25	WG255826CCV2	II081113-2					✓			PMC 11.17.08				PMC 11.18.08
26	WG255826CCB2	NONE					✓							
27	L72871-16	ST-SB06 300-320			78.4		✓		0.286				223	
28	L72871-17	ST-SB06 300-320 D			90.3		✓		0.291				190	
29	L72871-18	T-SB06 260-280 MS			95.6		✓		0.266				197	
30	WG255826CCV3	II081113-2					✓							
31	WG255826CCB3	NONE					✓							

Report Comments:

Internal Comments

AREV: _____
Initials, Date

SREV: _____
Initials, Date

112108

HG-T-846

WG255826

ACZ Laboratories, Inc

QC List Type: QC-CV-SM
QCListMatClass: SOLID
Bench Sheet List: I-CV-T
QC Ref: HG-T-846-S
Group ID: MA-G-HG-T-846-S
Method Ref: M7470A
SOP Ref: SOPII005

Instrument ID: HYDRA
Analyst:
ACZ Dept: 33
Create Date: 11/17/2008 9:08:15 AM
Start Date/Time:
End Date/Time:

Sample	Login Comments
L72871-01	JAR OF SOIL(INORG WALK-IN)
L72871-02	JAR OF SOIL(INORG WALK-IN)
L72871-03	JAR OF SOIL(INORG WALK-IN)
L72871-04	JAR OF SOIL(INORG WALK-IN)
L72871-05	JAR OF SOIL(INORG WALK-IN)
L72871-06	JAR OF SOIL(INORG WALK-IN)
L72871-07	JAR OF SOIL(INORG WALK-IN)
L72871-08	JAR OF SOIL(INORG WALK-IN)
L72871-09	JAR OF SOIL(INORG WALK-IN)
L72871-10	JAR OF SOIL(INORG WALK-IN)
L72871-11	JAR OF SOIL(INORG WALK-IN)
L72871-12	JAR OF SOIL(INORG WALK-IN)
L72871-13	JAR OF SOIL(INORG WALK-IN)
L72871-14	JAR OF SOIL(INORG WALK-IN)
L72871-15	JAR OF SOIL(INORG WALK-IN)
L72871-16	JAR OF SOIL(INORG WALK-IN)
L72871-17	JAR OF SOIL(INORG WALK-IN)
L72871-18	JAR OF SOIL(INORG WALK-IN)

Report Comments: _____

Internal Comments _____

AREV: _____
Initials, Date

SREV: _____
Initials, Date

112108

ACZ Laboratories, Inc.
FIMS/FIAS DATA REVIEW CHECKLIST

Data Reviewer: PMC
Date: 11.18.08

Approved: [signature]
Date: 11.18.08

Work Group: 255826
Sample Type: Hg-T-846
Analysis Date: 11.18.08
Analyst: PMC

	Yes	No	N/A
1.) Does the instrument calibration meet the specified method criteria? ($r \geq 0.995$)	✓		
2.) Was the low calibration standard dropped? If Yes, notify PM of change to PQL.		✓	
3.) Are all of the QC critera listed in LIMS within the acceptance limits?	✓		
4.) Are "H" flags for missed hold time appropriate?			✓
5.) Are all samples requiring re-analysis / re-digestion at REDO / REDX status?			✓
6.) Are all dilution factors correctly calculated and uploaded? (Soil, Sludge, Water)	✓		
7.) Is any sample prepped / analyzed on dilution appropriately "D" qualified (except o-cal)?			✓
8.) Are dilutions for o-cals in the appropriate range? (explain if "B" or "U" is reported)			✓
9.) Is the correct sub-sample type entered on the bench sheet (if different than SOP)?			✓
10.) Are all errors properly corrected (i.e. single-line crossout, dated & initialed)?	✓		
11.) Is a current standard/reagent sheet attached to the workgroup?	✓		
12.) **FOR SREV**: QA/QC approval for initial training or 2 sets of initials for WG & LIMS?	✓		

Continuing Calibration? YES Cal WG#: 255825 Digest Time In: 3:39 / 4:30

Digest Date: 11.17.08 Digest Temp: 92°C Digest Time Out: 3:41 / 5:00

For any of the items listed above that are checked "No" state the corrective action/explanation below.

QC/Sample ID	Analytical Problem	Corrective action
	All Passing	

Comments:

FRMII011.09.07.10

```
Line   Conc.  Units     SD/RSD      1       2       3       4       5
-----------------------------------------------------------------------------

*** Check Standard: 2  Ck2ICV/CCV   Seq:  25      11:13:51 18 Nov 08   HG
Line  Flag  %Rcv.   Found    True  Units      SD/RSD
Hg          104.     10.3    9.96   ppb        .000

*** Check Standard: 1  Ck1ICB/CCB   Seq:  26      11:16:09 18 Nov 08   HG
Line  Flag  Found Range(+/-) Units      SD/RSD
Hg         -.087     .600     ppb        .000

*** Sample ID: G255826PBS wg255826   Seq:  27      11:18:46 18 Nov 08   HG
                           WG255826PBS
Hg   -.069    ppb       .000     -.069

*** Sample ID: 255826LCSS wg255826   Seq:  28      11:20:51 18 Nov 08   HG
                           WG255826LCSS
Hg    7.27    ppb       .000      7.27

*** Sample ID: 55826LCSSD wg255826   Seq:  29      11:22:52 18 Nov 08   HG
                           WG255826LCSSD
Hg    7.47    ppb       .000      7.47

*** Sample ID: L72871-01  wg255826   Seq:  30      11:25:06 18 Nov 08   HG
                           L72871-01
Hg   -.007    ppb       .000     -.007

*** Sample ID: 72871-01MS wg255826   Seq:  31      11:27:48 18 Nov 08   HG
                           L72871-01MS
Hg    5.29    ppb       .000      5.29

*** Sample ID: 2871-01MSD wg255826   Seq:  32      11:29:50 18 Nov 08   HG
                           L72871-01MSD
Hg    5.33    ppb       .000      5.33

*** Sample ID: L72871-02  wg255826   Seq:  33      11:31:57 18 Nov 08   HG
                           L72871-02
Hg   -.027    ppb       .000     -.027

*** Sample ID: L72871-03  wg255826   Seq:  34      11:34:09 18 Nov 08   HG
                           L72871-03
Hg   -.009    ppb       .000     -.009

*** Sample ID: L72871-04  wg255826   Seq:  35      11:36:34 18 Nov 08   HG
                           L72871-04
Hg    .014    ppb       .000      .014

*** Sample ID: L72871-05  wg255826   Seq:  36      11:38:42 18 Nov 08   HG
                           L72871-05
Hg    .087    ppb       .000      .087
```

```
Line   Conc.  Units     SD/RSD      1       2       3       4       5
-------------------------------------------------------------------------------

*** Check Standard: 2  Ck2ICV/CCV   Seq:  37      11:40:51 18 Nov 08   HG
Line  Flag  %Rcv.   Found    True  Units      SD/RSD
Hg          104.     10.4    9.96   ppb        .000

*** Check Standard: 1  Ck1ICB/CCB   Seq:  38      11:43:05 18 Nov 08   HG
Line  Flag  Found Range(+/-) Units      SD/RSD
Hg         -.079     .600     ppb        .000

*** Sample ID: L72871-06  wg255826   Seq:  39     11:45:13 18 Nov 08   HG
                           L72871-06
Hg    .023    ppb       .000      .023

*** Sample ID: L72871-07  wg255826   Seq:  40     11:47:46 18 Nov 08   HG
                           L72871-07
Hg    .041    ppb       .000      .041

*** Sample ID: L72871-08  wg255826   Seq:  41     11:49:48 18 Nov 08   HG
                           L72871-08
Hg   -.045    ppb       .000     -.045

*** Sample ID: L72871-09  wg255826   Seq:  42     11:51:55 18 Nov 08   HG
                           L72871-09
Hg   -.047    ppb       .000     -.047

*** Sample ID: L72871-10  wg255826   Seq:  43     11:54:20 18 Nov 08   HG
                           L72871-10
Hg   -.063    ppb       .000     -.063

*** Sample ID: L72871-11  wg255826   Seq:  44     11:56:24 18 Nov 08   HG
                           L72871-11
Hg   -.004    ppb       .000     -.004

*** Sample ID: L72871-12  wg255826   Seq:  45     11:58:31 18 Nov 08   HG
                           L72871-12
Hg   -.034    ppb       .000     -.034

*** Sample ID: L72871-13  wg255826   Seq:  46     12:00:38 18 Nov 08   HG
                           L72871-13
Hg    .030    ppb       .000      .030

*** Sample ID: L72871-14  wg255826   Seq:  47     12:03:53 18 Nov 08   HG
                           L72871-14
Hg   -.022    ppb       .000     -.022

*** Sample ID: L72871-15  wg255826   Seq:  48     12:06:07 18 Nov 08   HG
                           L72871-15
Hg   -.038    ppb       .000     -.038
```

```
Line   Conc.  Units     SD/RSD      1       2       3       4       5
-------------------------------------------------------------------------------

*** Check Standard: 2  Ck2ICV/CCV   Seq:  49      12:08:22 18 Nov 08   HG
Line  Flag  %Rcv.   Found    True  Units      SD/RSD
Hg          103.     10.2    9.96   ppb        .000

*** Check Standard: 1  Ck1ICB/CCB   Seq:  50      12:10:49 18 Nov 08   HG
Line  Flag  Found Range(+/-) Units      SD/RSD
Hg         -.085     .600     ppb        .000

*** Sample ID: L72871-16  wg255826   Seq:  51      12:13:18 18 Nov 08   HG
                           L72871-16
Hg   -.044    ppb       .000     -.044

*** Sample ID: L72871-17  wg255826   Seq:  52      12:15:21 18 Nov 08   HG
                           L72871-17
Hg   -.028    ppb       .000     -.028

*** Sample ID: L72871-18  wg255826   Seq:  53      12:17:27 18 Nov 08   HG
                           L72871-18
Hg   -.012    ppb       .000     -.012

*** Check Standard: 2  Ck2ICV/CCV   Seq:  54      12:19:49 18 Nov 08   HG
Line  Flag  %Rcv.   Found    True  Units      SD/RSD
Hg          103.     10.2    9.96   ppb        .000

*** Check Standard: 1  Ck1ICB/CCB   Seq:  55      12:21:52 18 Nov 08   HG
Line  Flag  Found Range(+/-) Units      SD/RSD
Hg         -.099     .600     ppb        .000
```

```
Line   Conc.  Units     SD/RSD      1       2       3       4       5
-------------------------------------------------------------------------------

*** Check Standard: 2  Ck2ICV/CCV   Seq:  25      11:13:51 18 Nov 08   HG
Line  Flag             Intensities
Hg                     25853
                                                                            =
*** Check Standard: 1  Ck1ICB/CCB   Seq:  26      11:16:09 18 Nov 08   HG
Line  Flag             Intensities
Hg                     -27
                                                                            =
*** Sample ID: G255826PBS wg255826   Seq:  27     11:18:46 18 Nov 08   HG
                           WG255826PBS
Hg   -.069    ppb      17
                                                                            =
===============================================================================
*** Sample ID: 255826LCSS wg255826   Seq:  28     11:20:51 18 Nov 08   HG
                           WG255826LCSS
Hg    7.27    ppb      18269
                                                                            =
===============================================================================
*** Sample ID: 55826LCSSD wg255826   Seq:  29     11:22:52 18 Nov 08   HG
                           WG255826LCSSD
Hg    7.47    ppb      18759
                                                                            =
===============================================================================
*** Sample ID: L72871-01  wg255826   Seq:  30     11:25:06 18 Nov 08   HG
                           L72871-01
Hg   -.007    ppb      172
                                                                            =
===============================================================================
*** Sample ID: 72871-01MS wg255826   Seq:  31     11:27:48 18 Nov 08   HG
                           L72871-01MS
Hg    5.29    ppb      13338
                                                                            =
===============================================================================
*** Sample ID: 2871-01MSD wg255826   Seq:  32     11:29:50 18 Nov 08   HG
                           L72871-01MSD
Hg    5.33    ppb      13434
                                                                            =
===============================================================================
*** Sample ID: L72871-02  wg255826   Seq:  33     11:31:57 18 Nov 08   HG
                           L72871-02
Hg   -.027    ppb      122
                                                                            =
===============================================================================
*** Sample ID: L72871-03  wg255826   Seq:  34     11:34:09 18 Nov 08   HG
                           L72871-03
Hg   -.009    ppb      166
                                                                            =
===============================================================================
```

```
Line   Conc.  Units     SD/RSD      1       2       3       4       5
-------------------------------------------------------------------------------

*** Sample ID: L72871-04  wg255826   Seq:  35     11:36:34 18 Nov 08   HG
                          L72871-04
Hg    .014    ppb      223                                                   =
===============================================================================
*** Sample ID: L72871-05  wg255826   Seq:  36     11:38:42 18 Nov 08   HG
                          L72871-05
Hg    .087    ppb      406                                                   =
*** Check Standard: 2  Ck2ICV/CCV   Seq:  37     11:40:51 18 Nov 08   HG
Line  Flag             Intensities
Hg                     26028                                                 =
*** Check Standard: 1  Ck1ICB/CCB   Seq:  38     11:43:05 18 Nov 08   HG
Line  Flag             Intensities
Hg                     -8                                                    =
*** Sample ID: L72871-06  wg255826   Seq:  39     11:45:13 18 Nov 08   HG
                          L72871-06
Hg    .023    ppb      245                                                   =
===============================================================================
*** Sample ID: L72871-07  wg255826   Seq:  40     11:47:46 18 Nov 08   HG
                          L72871-07
Hg    .041    ppb      290                                                   =
===============================================================================
*** Sample ID: L72871-08  wg255826   Seq:  41     11:49:48 18 Nov 08   HG
                          L72871-08
Hg   -.045    ppb      76                                                    =
===============================================================================
*** Sample ID: L72871-09  wg255826   Seq:  42     11:51:55 18 Nov 08   HG
                          L72871-09
Hg   -.047    ppb      71                                                    =
===============================================================================
*** Sample ID: L72871-10  wg255826   Seq:  43     11:54:20 18 Nov 08   HG
                          L72871-10
Hg   -.063    ppb      33                                                    =
===============================================================================
*** Sample ID: L72871-11  wg255826   Seq:  44     11:56:24 18 Nov 08   HG
                          L72871-11
Hg   -.004    ppb      179                                                   =
===============================================================================
```

```
Line   Conc.  Units     SD/RSD      1       2       3       4       5
-------------------------------------------------------------------------------

*** Sample ID: L72871-12  wg255826   Seq:  45     11:58:31 18 Nov 08   HG
                          L72871-12
Hg   -.034    ppb      104                                                  =
===============================================================================
*** Sample ID: L72871-13  wg255826   Seq:  46     12:00:38 18 Nov 08   HG
                          L72871-13
Hg    .030    ppb      263                                                  =
===============================================================================
*** Sample ID: L72871-14  wg255826   Seq:  47     12:03:53 18 Nov 08   HG
                          L72871-14
Hg   -.022    ppb      135                                                  =
===============================================================================
*** Sample ID: L72871-15  wg255826   Seq:  48     12:06:07 18 Nov 08   HG
                          L72871-15
Hg   -.038    ppb      94                                                   =
*** Check Standard: 2  Ck2ICV/CCV   Seq:  49     12:08:22 18 Nov 08   HG
Line  Flag             Intensities
Hg                     25636                                                =
*** Check Standard: 1  Ck1ICB/CCB   Seq:  50     12:10:49 18 Nov 08   HG
Line  Flag             Intensities
Hg                     -23                                                  =
*** Sample ID: L72871-16  wg255826   Seq:  51     12:13:18 18 Nov 08   HG
                          L72871-16
Hg   -.044    ppb      80                                                   =
===============================================================================
*** Sample ID: L72871-17  wg255826   Seq:  52     12:15:21 18 Nov 08   HG
                          L72871-17
Hg   -.028    ppb      120                                                  =
===============================================================================
*** Sample ID: L72871-18  wg255826   Seq:  53     12:17:27 18 Nov 08   HG
                          L72871-18
Hg   -.012    ppb      159                                                  =
*** Check Standard: 2  Ck2ICV/CCV   Seq:  54     12:19:49 18 Nov 08   HG
Line  Flag             Intensities
Hg                     25652                                                =
*** Check Standard: 1  Ck1ICB/CCB   Seq:  55     12:21:52 18 Nov 08   HG
Line  Flag             Intensities
Hg                     -57                                                  =
```

WinHg Database 1.5

File Utility Help

RN RN

Protocol 245-1 Dataset/Proto 081118-S/245-1

Protocol | Line info | Cal Curve | Report | Ctrl Chart | Viewer

Reset

Calib Coeffs

New Cal

Update Coeffs

Spike Coeffs

A

B 4.02124e-4

C -7.58744e-2

Rho .999825

Type Linear

☑ Calibrated

☑ Accepted

Accept

µ Abs.
49618

Accepted

New

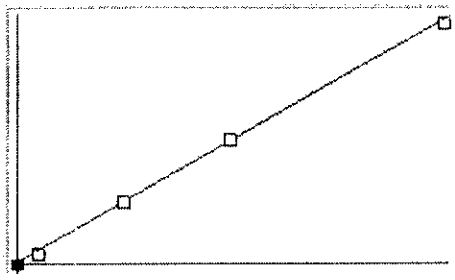

Include S1 Rep 1 ☑

18-Nov-08 10:18 Conc. 20.0

S	Conc.	Calc.	Dev.	Mean	SD or %RSD	Rep 1	Rep 2	Rep 3
01	.00000	-.064	-.064	30	0	30		
02	1.0000	.859	-.141	2325	0%	2324		
03	5.0000	5.15	.154	13006	0%	13006		
04	10.000	10.2	.174	25490	0%	25490		
05	20.000	19.9	-.123	49619	0%	49618		
06								

Ready NUM

ACZ Laboratories, Inc.
Standards/Reagents Information
Mercury (solids) by CVAA

Reagents:		**Expiration**
HNO3	PCN:31318	10/31/2009
HCl	PCN: 31351	8/31/2011
KMnO4	PCN: 28817	11/30/2012
SnCl2	PCN: 29591	4/17/2013
Hydrox	PCN: 30346	7/24/2013
NaCl	PCN: 27957	8/16/2012
PBS (sand)	PCN: 29443	3/25/2013

Standards:

Cal/Spike Stock intermediate (10 mg/L); II080822-3 exp:11/22/2008

ACZ Laboratories, Inc.
2773 Downhill Drive Steamboat Springs, CO 80487 (800) 334-5493

Workgroup Review and Approval

WG255826

Date Reported: 18-Nov-08
Run ID: R644295
Date Analyzed: 18-Nov-08
ICAL Workgroup: WG255825
Instrument ID: HYDRA

WG255826CCV1

Tag: Measured: 11/18/2008 11:13:51 AM

Status	Parm_Stored	Type	Value	Dil	Qual	Units	Appv	MDL	RDL	Text Value	Ext Qual
SREV	MERCURY	FOUND	0.01032	1		mg/L	++	0.0002	0.001		
SREV	MERCURY	REC	103.2	1		%	++	0.0002	0.001		

WG255826CCB1

Tag: Measured: 11/18/2008 11:16:09 AM

Status	Parm_Stored	Type	Value	Dil	Qual	Units	Appv	MDL	RDL	Text Value	Ext Qual
SREV	MERCURY	FOUND		1	U	mg/L	++	0.0002	0.001		

WG255826PBS

Tag: Measured: 11/18/2008 11:18:46 AM

Status	Parm_Stored	Type	Value	Dil	Qual	Units	Appv	MDL	RDL	Text Value	Ext Qual
SREV	MERCURY	FOUND		199	U	mg/Kg	++	0.04	0.2		

WG255826LCSS

Tag: Measured: 11/18/2008 11:20:51 AM

Status	Parm_Stored	Type	Value	Dil	Qual	Units	Appv	MDL	RDL	Text Value	Ext Qual
SREV	MERCURY	FOUND	5.75	791		mg/Kg	++	0.2	0.8		
SREV	MERCURY	REC	92.1	791		%	++	0.2	0.8		

WG255826LCSSD

Tag: Measured: 11/18/2008 11:22:52 AM

Status	Parm_Stored	Type	Value	Dil	Qual	Units	Appv	MDL	RDL	Text Value	Ext Qual
SREV	MERCURY	FOUND	5.95	797		mg/Kg	++	0.2	0.8		
SREV	MERCURY	REC	95.4	797		%	++	0.2	0.8		
SREV	MERCURY	RPD	3.4	797		%	++	0.2	0.8		

L72871-01

Tag: Measured: 11/18/2008 11:25:06 AM

Status	Parm_Stored	Type	Value	Dil	Qual	Units	Appv	MDL	RDL	Text Value	Ext Qual
SREV	MERCURY	HG-T-846		195	U	mg/Kg	++	0.04	0.2		

L72871-01MS

Tag: Measured: 11/18/2008 11:27:48 AM

Status	Parm_Stored	Type	Value	Dil	Qual	Units	Appv	MDL	RDL	Text Value	Ext Qual
SREV	MERCURY	FOUND	1.073	203		mg/Kg	++	0.04	0.2		
SREV	MERCURY	REC	105.7	203		%	++	0.04	0.2		

L72871-01MSD

Tag: Measured: 11/18/2008 11:29:50 AM

Status	Parm_Stored	Type	Value	Dil	Qual	Units	Appv	MDL	RDL	Text Value	Ext Qual
SREV	MERCURY	FOUND	1.065	200		mg/Kg	++	0.04	0.2		
SREV	MERCURY	REC	106.5	200		%	++	0.04	0.2		
SREV	MERCURY	RPD	0.75	200		%	++	0.04	0.2		

L72871-02 Tag: Measured: 11/18/2008 11:31:57 AM

Status	Parm_Stored	Type	Value	Dil	Qual	Units	Appv	MDL	RDL	Text Value	Ext Qual
SREV	MERCURY	HG-T-846		199	U	mg/Kg	++	0.04	0.2		

L72871-03 Tag: Measured: 11/18/2008 11:34:09 AM

Status	Parm_Stored	Type	Value	Dil	Qual	Units	Appv	MDL	RDL	Text Value	Ext Qual
SREV	MERCURY	HG-T-846		233	U	mg/Kg	++	0.05	0.2		

L72871-04 Tag: Measured: 11/18/2008 11:36:34 AM

Status	Parm_Stored	Type	Value	Dil	Qual	Units	Appv	MDL	RDL	Text Value	Ext Qual
SREV	MERCURY	HG-T-846		196	U	mg/Kg	++	0.04	0.2		

L72871-05 Tag: Measured: 11/18/2008 11:38:42 AM

Status	Parm_Stored	Type	Value	Dil	Qual	Units	Appv	MDL	RDL	Text Value	Ext Qual
SREV	MERCURY	HG-T-846		202	U	mg/Kg	++	0.04	0.2		

WG255826CCV2 Tag: Measured: 11/18/2008 11:40:51 AM

Status	Parm_Stored	Type	Value	Dil	Qual	Units	Appv	MDL	RDL	Text Value	Ext Qual
SREV	MERCURY	FOUND	0.01039	1		mg/L	++	0.0002	0.001		
SREV	MERCURY	REC	103.9	1		%	++	0.0002	0.001		

WG255826CCB2 Tag: Measured: 11/18/2008 11:43:05 AM

Status	Parm_Stored	Type	Value	Dil	Qual	Units	Appv	MDL	RDL	Text Value	Ext Qual
SREV	MERCURY	FOUND		1	U	mg/L	++	0.0002	0.001		

L72871-06 Tag: Measured: 11/18/2008 11:45:13 AM

Status	Parm_Stored	Type	Value	Dil	Qual	Units	Appv	MDL	RDL	Text Value	Ext Qual
SREV	MERCURY	HG-T-846		213	U	mg/Kg	++	0.04	0.2		

L72871-07 Tag: Measured: 11/18/2008 11:47:46 AM

Status	Parm_Stored	Type	Value	Dil	Qual	Units	Appv	MDL	RDL	Text Value	Ext Qual
SREV	MERCURY	HG-T-846		222	U	mg/Kg	++	0.04	0.2		

L72871-08 Tag: Measured: 11/18/2008 11:49:48 AM

Status	Parm_Stored	Type	Value	Dil	Qual	Units	Appv	MDL	RDL	Text Value	Ext Qual
SREV	MERCURY	HG-T-846		210	U	mg/Kg	++	0.04	0.2		

L72871-09 Tag: Measured: 11/18/2008 11:51:55 AM

Status	Parm_Stored	Type	Value	Dil	Qual	Units	Appv	MDL	RDL	Text Value	Ext Qual
SREV	MERCURY	HG-T-846		206	U	mg/Kg	++	0.04	0.2		

L72871-10 Tag: Measured: 11/18/2008 11:54:20 AM

Status	Parm_Stored	Type	Value	Dil	Qual	Units	Appv	MDL	RDL	Text Value	Ext Qual
SREV	MERCURY	HG-T-846		189	U	mg/Kg	++	0.04	0.2		

L72871-11 Tag: Measured: 11/18/2008 11:56:24 AM

Status	Parm_Stored	Type	Value	Dil	Qual	Units	Appv	MDL	RDL	Text Value	Ext Qual
SREV	MERCURY	HG-T-846		188	U	mg/Kg	++	0.04	0.2		

L72871-12 Tag: Measured: 11/18/2008 11:58:31 AM

Status	Parm_Stored	Type	Value	Dil	Qual	Units	Appv	MDL	RDL	Text Value	Ext Qual
SREV	MERCURY	HG-T-846		199	U	mg/Kg	++	0.04	0.2		

L72871-13 Tag: Measured: 11/18/2008 12:00:38 PM

Status	Parm_Stored	Type	Value	Dil	Qual	Units	Appv	MDL	RDL	Text Value	Ext Qual
SREV	MERCURY	HG-T-846		199	U	mg/Kg	++	0.04	0.2		

L72871-14 Tag: Measured: 11/18/2008 12:03:53 PM

Status	Parm_Stored	Type	Value	Dil	Qual	Units	Appv	MDL	RDL	Text Value	Ext Qual
SREV	MERCURY	HG-T-846		205	U	mg/Kg	++	0.04	0.2		

L72871-15 Tag: Measured: 11/18/2008 12:06:07 PM

Status	Parm_Stored	Type	Value	Dil	Qual	Units	Appv	MDL	RDL	Text Value	Ext Qual
SREV	MERCURY	HG-T-846		205	U	mg/Kg	++	0.04	0.2		

WG255826CCV3 Tag: Measured: 11/18/2008 12:08:22 PM

Status	Parm_Stored	Type	Value	Dil	Qual	Units	Appv	MDL	RDL	Text Value	Ext Qual
SREV	MERCURY	FOUND	0.01023	1		mg/L	++	0.0002	0.001		
SREV	MERCURY	REC	102.3	1		%	++	0.0002	0.001		

WG255826CCB3 Tag: Measured: 11/18/2008 12:10:49 PM

Status	Parm_Stored	Type	Value	Dil	Qual	Units	Appv	MDL	RDL	Text Value	Ext Qual
SREV	MERCURY	FOUND		1	U	mg/L	++	0.0002	0.001		

L72871-16 Tag: Measured: 11/18/2008 12:13:18 PM

Status	Parm_Stored	Type	Value	Dil	Qual	Units	Appv	MDL	RDL	Text Value	Ext Qual
SREV	MERCURY	HG-T-846		223	U	mg/Kg	++	0.04	0.2		

L72871-17 Tag: Measured: 11/18/2008 12:15:21 PM

Status	Parm_Stored	Type	Value	Dil	Qual	Units	Appv	MDL	RDL	Text Value	Ext Qual
SREV	MERCURY	HG-T-846		190	U	mg/Kg	++	0.04	0.2		

L72871-18 Tag: Measured: 11/18/2008 12:17:27 PM

Status	Parm_Stored	Type	Value	Dil	Qual	Units	Appv	MDL	RDL	Text Value	Ext Qual
SREV	MERCURY	HG-T-846		197	U	mg/Kg	++	0.04	0.2		

WG255826CCV4 Tag: Measured: 11/18/2008 12:19:49 PM

Status	Parm_Stored	Type	Value	Dil	Qual	Units	Appv	MDL	RDL	Text Value	Ext Qual
SREV	MERCURY	FOUND	0.01024	1		mg/L	++	0.0002	0.001		
SREV	MERCURY	REC	102.4	1		%	++	0.0002	0.001		

WG255826CCB4 **Tag:** **Measured:** **11/18/2008 12:21:52 PM**

Status	Parm_Stored	Type	Value	Dil	Qual	Units	Appv	MDL	RDL	Text Value	Ext Qual
SREV	MERCURY	FOUND		1	U	mg/L	++	0.0002	0.001		

3050 ICP ICPMS

QC List Type: I-X-3050
QCListMatClass: SOLID
Bench Sheet List: I-X-3050
QC Ref: SP-3050MSICP
Group ID: SP-G-3050-MSICP
Method Ref: M3050B
SOP Ref: SOPSO28/SO

WG255413

ACZ Laboratories, Inc

Instrument ID: SOILSPREP
Analyst: mjc
ACZ Dept: 20
Create Date: 11/10/2008 7:43:17 AM
Start Date/Time: 11/10/2008 7:45:00 AM
End Date/Time: 11/10/2008 3:00:00 PM

SEQ	ACZ ID	Client ID	SubSX	Pri	Analysis Date	Sample Weight (g)	HNO3 (mL)	H2O2 (mL)	HCl (mL)	Soil Extract Volume (mL)	SCN Volume (mL)	Dilution	Comments
1	WG255413PBS	NONE	<2000		11/10/08 7:45	0	7.5	5	5	50	0	100	
2	WG255413LCSS	PCN30918	<2000		11/10/08 8:03	0.5	7.5	5	5	50	0	100	
3	WG255413LCSSD	PCN30918	<2000		11/10/08 8:21	0.5	7.5	5	5	50	0	100	
4	L72871-01	ST-SB06 0-20	<2000		11/10/08 8:39	0.5	7.5	5	5	50	0	100	
5	L72871-01MS	II081105-2	<2000		11/10/08 8:57	0.5	7.5	5	5	50	0.5	100	
6	L72871-01MSD	II081105-2	<2000		11/10/08 9:15	0.5	7.5	5	5	50	0.5	100	
7	L72871-02	ST-SB06 20-40	<2000		11/10/08 9:33	0.5	7.5	5	5	50	0	101	
8	L72871-03	ST-SB06 40-60	<2000		11/10/08 9:51	0.5	7.5	5	5	50	0	101	
9	L72871-04	ST-SB06 60-80	<2000		11/10/08 10:10	0.5	7.5	5	5	50	0	100	
10	L72871-05	ST-SB06 80-100	<2000		11/10/08 10:28	0.5	7.5	5	5	50	0	100	
11	L72871-06	ST-SB06 100-120	<2000		11/10/08 10:46	0.5	7.5	5	5	50	0	100	
12	L72871-07	ST-SB06 120-140	<2000		11/10/08 11:04	0.5	7.5	5	5	50	0	101	
13	L72871-08	ST-SB06 140-160	<2000		11/10/08 11:22	0.5	7.5	5	5	50	0	100	
14	L72871-09	ST-SB06 160-180	<2000		11/10/08 11:40	0.5	7.5	5	5	50	0	100	
15	L72871-10	ST-SB06 180-200	<2000		11/10/08 11:58	0.5	7.5	5	5	50	0	100	
16	L72871-11	ST-SB06 200-220	<2000		11/10/08 12:17	0.5	7.5	5	5	50	0	100	
17	L72871-12	ST-SB06 220-240	<2000		11/10/08 12:35	0.5	7.5	5	5	50	0	100	
18	L72871-13	ST-SB06 240-260	<2000		11/10/08 12:53	0.5	7.5	5	5	50	0	100	
19	L72871-14	ST-SB06 260-280	<2000		11/10/08 13:11	0.5	7.5	5	5	50	0	101	
20	L72871-15	ST-SB06 280-300	<2000		11/10/08 13:29	0.5	7.5	5	5	50	0	101	
21	L72871-16	ST-SB06 300-320	<2000		11/10/08 13:47	0.5	7.5	5	5	50	0	101	
22	L72871-17	ST-SB06 300-320 D	<2000		11/10/08 14:05	0.5	7.5	5	5	50	0	101	
23	L72871-18	T-SB06 260-280 MS	<2000		11/10/08 14:23	0.5	7.5	5	5	50	0	100	

Report Comments:

Internal Comments

AREV: MJC 11-10-08
Initials, Date

SREV: LWT 11-10-08
Initials, Date

112108

11-10-08

3050 ICP ICPMS

WG255413

ACZ Laboratories, Inc

QC List Type: I-X-3050
QCListMatClass: SOLID
Bench Sheet List: I-X-3050
QC Ref: SP-3050MSICP
Group ID: SP-G-3050-MSICP
Method Ref: M3050B
SOP Ref: SOPSO28/SO

Instrument ID: SOILSPREP
Analyst: mjc
ACZ Dept: 20
Create Date: 11/10/2008 7:43:17 AM
Start Date/Time: 11/10/2008 7:45:00 AM
End Date/Time: 11/10/2008 3:00:00 PM

SE Q	ACZ ID	Client ID	SubSX	Pri	Analysis Date	Sample Weight (g)	HNO3 (mL)	H2O2 (mL)	HCl (mL)	Soil Extract Volume (mL)	SCN Volume (mL)	Dilution	Comments
24	L72871-18MS	MS081013-3	<2000		11/10/08 14:42	0.5	7.5	5	5	50	0.25	100	
25	L72871-18MSD	MS081013-3	<2000		11/10/08 15:00	0.5	7.5	5	5	50	0.25	100	

Sample	Login Comments
L72871-01	JAR OF SOIL(INORG WALK-IN)
L72871-01MS	ICP Spike
L72871-01MSD	ICP Spike
L72871-02	JAR OF SOIL(INORG WALK-IN)
L72871-03	JAR OF SOIL(INORG WALK-IN)
L72871-04	JAR OF SOIL(INORG WALK-IN)
L72871-05	JAR OF SOIL(INORG WALK-IN)
L72871-06	JAR OF SOIL(INORG WALK-IN)
L72871-07	JAR OF SOIL(INORG WALK-IN)
L72871-08	JAR OF SOIL(INORG WALK-IN)
L72871-09	JAR OF SOIL(INORG WALK-IN)
L72871-10	JAR OF SOIL(INORG WALK-IN)
L72871-11	JAR OF SOIL(INORG WALK-IN)
L72871-12	JAR OF SOIL(INORG WALK-IN)
L72871-13	JAR OF SOIL(INORG WALK-IN)
L72871-14	JAR OF SOIL(INORG WALK-IN)
L72871-15	JAR OF SOIL(INORG WALK-IN)
L72871-16	JAR OF SOIL(INORG WALK-IN)
L72871-17	JAR OF SOIL(INORG WALK-IN)
L72871-18	JAR OF SOIL(INORG WALK-IN)
L72871-18MS	ICPMS Spike
L72871-18MSD	ICPMS Spike

Report Comments:

AREV:
Initials, Date

Internal Comments

SREV:
Initials, Date

112108

ACZ Laboratories, Inc.
Geochemistry Department
Data Review and Reagents

Data Reviewer: MJC
Date: 11-10-08

Approved: LWT
Date: 11-10-08

Analyst: MJC

Workgroup: 255413

Analysis Date: 11/10/08

Sample type used: Soil

Extraction / Digestion / Analysis / Prep / Calc:

	Yes	No	N/A
1. Is the raw data checked to the computer printout for transcription errors?	X		
2. Is the %solid or TS attached for dilution factors?	X		
3. Were proper volumes of reagents used per final volume?	X		
4. Was the proper sub-sample used (as received, <2000, <500, <250, dry)?	X		
5.Were the dilution factor calculation checked (final volume, weight, %solid)?	X		
6. Did the RPD pass?			X
7. Does all the spike information correlate with each other?	X		
8. Is the appropriate spike in the computer-designated line?	X		
9. Are all errors properly corrected (single-line crossout, dated & initialed)?	X		
10. Is the standard/reagent information complete and current?	X		
FOR SREV: QA/QC approval for initial training or 2 sets of initials for WG & LIMS?			

Standard/Reagent	PCN/SCN	Expiration Date
HNO_3	31129	10-8-09
H_2O_2	31288	10-30-09
HCl	31103	10-6-09

Comments:

FRMSO010.05.07.06

ACZ Laboratories, Inc.
2773 Downhill Drive Steamboat Springs, CO 80487 (800) 334-5493

Workgroup Review and Approval

WG255413

Date Reported: 10-Nov-08
Run ID: R642537
Date Analyzed: 10-Nov-08
ICAL Workgroup:
Instrument ID: SOILSPREP

WG255413PBS

Tag: Measured: 11/10/2008 7:45:00 AM

Status	Parm_Stored	Type	Value	Dil	Qual	Units	Appv	MDL	RDL	Text Value	Ext Qual
SREV	H2O2	PREP	5	100		mL	++				
SREV	HCL	PREP	5	100		mL	++				
SREV	HNO3	PREP	7.5	100		mL	++				
SREV	SCN VOLUME	PREP	0	100		mL	++				
SREV	VOLUME, SOIL EXTRACT	PREP	50	100		mL	++				
SREV	WEIGHT, SAMPLE	PREP	0	100		g	++				

WG255413LCSS

Tag: Measured: 11/10/2008 8:03:08 AM

Status	Parm_Stored	Type	Value	Dil	Qual	Units	Appv	MDL	RDL	Text Value	Ext Qual
SREV	H2O2	PREP	5	100		mL	++				
SREV	HCL	PREP	5	100		mL	++				
SREV	HNO3	PREP	7.5	100		mL	++				
SREV	SCN VOLUME	PREP	0	100		mL	++				
SREV	VOLUME, SOIL EXTRACT	PREP	50	100		mL	++				
SREV	WEIGHT, SAMPLE	PREP	0.5	100		g	++				

WG255413LCSSD

Tag: Measured: 11/10/2008 8:21:16 AM

Status	Parm_Stored	Type	Value	Dil	Qual	Units	Appv	MDL	RDL	Text Value	Ext Qual
SREV	H2O2	PREP	5	100		mL	++				
SREV	HCL	PREP	5	100		mL	++				
SREV	HNO3	PREP	7.5	100		mL	++				
SREV	SCN VOLUME	PREP	0	100		mL	++				
SREV	VOLUME, SOIL EXTRACT	PREP	50	100		mL	++				
SREV	WEIGHT, SAMPLE	PREP	0.5	100		g	++				

L72871-01

Tag: Measured: 11/10/2008 8:39:24 AM

Status	Parm_Stored	Type	Value	Dil	Qual	Units	Appv	MDL	RDL	Text Value	Ext Qual
SREV	H2O2	-MS-3050	5	100		mL	++				
SREV	HCL	-MS-3050	5	100		mL	++				
SREV	HNO3	-MS-3050	7.5	100		mL	++				
SREV	SCN VOLUME	-MS-3050	0	100		mL	++				
SREV	VOLUME, SOIL EXTRACT	-MS-3050	50	100		mL	++				
SREV	WEIGHT, SAMPLE	-MS-3050	0.5	100		g	++				

L72871-01MS

Tag: Measured: 11/10/2008 8:57:32 AM

Status	Parm_Stored	Type	Value	Dil	Qual	Units	Appv	MDL	RDL	Text Value	Ext Qual
SREV	H2O2	PREP	5	100		mL	++				
SREV	HCL	PREP	5	100		mL	++				
SREV	HNO3	PREP	7.5	100		mL	++				
SREV	SCN VOLUME	PREP	0.5	100		mL	++				
SREV	VOLUME, SOIL EXTRACT	PREP	50	100		mL	++				
SREV	WEIGHT, SAMPLE	PREP	0.5	100		g	++				

L72871-01MSD

Tag: Measured: 11/10/2008 9:15:40 AM

Status	Parm_Stored	Type	Value	Dil	Qual	Units	Appv	MDL	RDL	Text Value	Ext Qual
SREV	H2O2	PREP	5	100		mL	++				
SREV	HCL	PREP	5	100		mL	++				
SREV	HNO3	PREP	7.5	100		mL	++				
SREV	SCN VOLUME	PREP	0.5	100		mL	++				
SREV	VOLUME, SOIL EXTRACT	PREP	50	100		mL	++				
SREV	WEIGHT, SAMPLE	PREP	0.5	100		g	++				

L72871-02

Tag: Measured: 11/10/2008 9:33:48 AM

Status	Parm_Stored	Type	Value	Dil	Qual	Units	Appv	MDL	RDL	Text Value	Ext Qual
SREV	H2O2	-MS-3050	5	101		mL	++				
SREV	HCL	-MS-3050	5	101		mL	++				
SREV	HNO3	-MS-3050	7.5	101		mL	++				
SREV	SCN VOLUME	-MS-3050	0	101		mL	++				
SREV	VOLUME, SOIL EXTRACT	-MS-3050	50	101		mL	++				
SREV	WEIGHT, SAMPLE	-MS-3050	0.5	101		g	++				

L72871-03

Tag: Measured: 11/10/2008 9:51:56 AM

Status	Parm_Stored	Type	Value	Dil	Qual	Units	Appv	MDL	RDL	Text Value	Ext Qual
SREV	H2O2	-MS-3050	5	101		mL	++				
SREV	HCL	-MS-3050	5	101		mL	++				
SREV	HNO3	-MS-3050	7.5	101		mL	++				
SREV	SCN VOLUME	-MS-3050	0	101		mL	++				
SREV	VOLUME, SOIL EXTRACT	-MS-3050	50	101		mL	++				
SREV	WEIGHT, SAMPLE	-MS-3050	0.5	101		g	++				

L72871-04

Tag: Measured: 11/10/2008 10:10:04 AM

Status	Parm_Stored	Type	Value	Dil	Qual	Units	Appv	MDL	RDL	Text Value	Ext Qual
SREV	H2O2	-MS-3050	5	100		mL	++				
SREV	HCL	-MS-3050	5	100		mL	++				
SREV	HNO3	-MS-3050	7.5	100		mL	++				
SREV	SCN VOLUME	-MS-3050	0	100		mL	++				
SREV	VOLUME, SOIL EXTRACT	-MS-3050	50	100		mL	++				
SREV	WEIGHT, SAMPLE	-MS-3050	0.5	100		g	++				

L72871-05

Tag: Measured: 11/10/2008 10:28:12 AM

Status	Parm_Stored	Type	Value	Dil	Qual	Units	Appv	MDL	RDL	Text Value	Ext Qual
SREV	H2O2	-MS-3050	5	100		mL	++				
SREV	HCL	-MS-3050	5	100		mL	++				
SREV	HNO3	-MS-3050	7.5	100		mL	++				
SREV	SCN VOLUME	-MS-3050	0	100		mL	++				
SREV	VOLUME, SOIL EXTRACT	-MS-3050	50	100		mL	++				
SREV	WEIGHT, SAMPLE	-MS-3050	0.5	100		g	++				

L72871-06

Tag: Measured: 11/10/2008 10:46:20 AM

Status	Parm_Stored	Type	Value	Dil	Qual	Units	Appv	MDL	RDL	Text Value	Ext Qual
SREV	H2O2	-MS-3050	5	100		mL	++				
SREV	HCL	-MS-3050	5	100		mL	++				
SREV	HNO3	-MS-3050	7.5	100		mL	++				
SREV	SCN VOLUME	-MS-3050	0	100		mL	++				
SREV	VOLUME, SOIL EXTRACT	-MS-3050	50	100		mL	++				
SREV	WEIGHT, SAMPLE	-MS-3050	0.5	100		g	++				

L72871-07

Tag: Measured: 11/10/2008 11:04:28 AM

Status	Parm_Stored	Type	Value	Dil	Qual	Units	Appv	MDL	RDL	Text Value	Ext Qual
SREV	H2O2	-MS-3050	5	101		mL	++				
SREV	HCL	-MS-3050	5	101		mL	++				
SREV	HNO3	-MS-3050	7.5	101		mL	++				
SREV	SCN VOLUME	-MS-3050	0	101		mL	++				
SREV	VOLUME, SOIL EXTRACT	-MS-3050	50	101		mL	++				
SREV	WEIGHT, SAMPLE	-MS-3050	0.5	101		g	++				

L72871-08

Tag: Measured: 11/10/2008 11:22:36 AM

Status	Parm_Stored	Type	Value	Dil	Qual	Units	Appv	MDL	RDL	Text Value	Ext Qual
SREV	H2O2	-MS-3050	5	100		mL	++				
SREV	HCL	-MS-3050	5	100		mL	++				
SREV	HNO3	-MS-3050	7.5	100		mL	++				
SREV	SCN VOLUME	-MS-3050	0	100		mL	++				
SREV	VOLUME, SOIL EXTRACT	-MS-3050	50	100		mL	++				
SREV	WEIGHT, SAMPLE	-MS-3050	0.5	100		g	++				

L72871-09

Tag: Measured: 11/10/2008 11:40:44 AM

Status	Parm_Stored	Type	Value	Dil	Qual	Units	Appv	MDL	RDL	Text Value	Ext Qual
SREV	H2O2	-MS-3050	5	100		mL	++				
SREV	HCL	-MS-3050	5	100		mL	++				
SREV	HNO3	-MS-3050	7.5	100		mL	++				
SREV	SCN VOLUME	-MS-3050	0	100		mL	++				
SREV	VOLUME, SOIL EXTRACT	-MS-3050	50	100		mL	++				
SREV	WEIGHT, SAMPLE	-MS-3050	0.5	100		g	++				

L72871-10

Tag: Measured: 11/10/2008 11:58:52 AM

Status	Parm_Stored	Type	Value	Dil	Qual	Units	Appv	MDL	RDL	Text Value	Ext Qual
SREV	H2O2	-MS-3050	5	100		mL	++				
SREV	HCL	-MS-3050	5	100		mL	++				
SREV	HNO3	-MS-3050	7.5	100		mL	++				
SREV	SCN VOLUME	-MS-3050	0	100		mL	++				
SREV	VOLUME, SOIL EXTRACT	-MS-3050	50	100		mL	++				
SREV	WEIGHT, SAMPLE	-MS-3050	0.5	100		g	++				

L72871-11

Tag: Measured: 11/10/2008 12:17:00 PM

Status	Parm_Stored	Type	Value	Dil	Qual	Units	Appv	MDL	RDL	Text Value	Ext Qual
SREV	H2O2	-MS-3050	5	100		mL	++				
SREV	HCL	-MS-3050	5	100		mL	++				
SREV	HNO3	-MS-3050	7.5	100		mL	++				
SREV	SCN VOLUME	-MS-3050	0	100		mL	++				
SREV	VOLUME, SOIL EXTRACT	-MS-3050	50	100		mL	++				
SREV	WEIGHT, SAMPLE	-MS-3050	0.5	100		g	++				

L72871-12

Tag: Measured: 11/10/2008 12:35:08 PM

Status	Parm_Stored	Type	Value	Dil	Qual	Units	Appv	MDL	RDL	Text Value	Ext Qual
SREV	H2O2	-MS-3050	5	100		mL	++				
SREV	HCL	-MS-3050	5	100		mL	++				
SREV	HNO3	-MS-3050	7.5	100		mL	++				
SREV	SCN VOLUME	-MS-3050	0	100		mL	++				
SREV	VOLUME, SOIL EXTRACT	-MS-3050	50	100		mL	++				
SREV	WEIGHT, SAMPLE	-MS-3050	0.5	100		g	++				

L72871-13

Tag: Measured: 11/10/2008 12:53:16 PM

Status	Parm_Stored	Type	Value	Dil	Qual	Units	Appv	MDL	RDL	Text Value	Ext Qual
SREV	H2O2	-MS-3050	5	100		mL	++				
SREV	HCL	-MS-3050	5	100		mL	++				
SREV	HNO3	-MS-3050	7.5	100		mL	++				
SREV	SCN VOLUME	-MS-3050	0	100		mL	++				
SREV	VOLUME, SOIL EXTRACT	-MS-3050	50	100		mL	++				
SREV	WEIGHT, SAMPLE	-MS-3050	0.5	100		g	++				

L72871-14

Tag: Measured: 11/10/2008 1:11:24 PM

Status	Parm_Stored	Type	Value	Dil	Qual	Units	Appv	MDL	RDL	Text Value	Ext Qual
SREV	H2O2	-MS-3050	5	101		mL	++				
SREV	HCL	-MS-3050	5	101		mL	++				
SREV	HNO3	-MS-3050	7.5	101		mL	++				
SREV	SCN VOLUME	-MS-3050	0	101		mL	++				
SREV	VOLUME, SOIL EXTRACT	-MS-3050	50	101		mL	++				
SREV	WEIGHT, SAMPLE	-MS-3050	0.5	101		g	++				

L72871-15

Tag: Measured: 11/10/2008 1:29:32 PM

Status	Parm_Stored	Type	Value	Dil	Qual	Units	Appv	MDL	RDL	Text Value	Ext Qual
SREV	H2O2	-MS-3050	5	101		mL	++				
SREV	HCL	-MS-3050	5	101		mL	++				
SREV	HNO3	-MS-3050	7.5	101		mL	++				
SREV	SCN VOLUME	-MS-3050	0	101		mL	++				
SREV	VOLUME, SOIL EXTRACT	-MS-3050	50	101		mL	++				
SREV	WEIGHT, SAMPLE	-MS-3050	0.5	101		g	++				

L72871-16

Tag: Measured: 11/10/2008 1:47:40 PM

Status	Parm_Stored	Type	Value	Dil	Qual	Units	Appv	MDL	RDL	Text Value	Ext Qual
SREV	H2O2	-MS-3050	5	101		mL	++				
SREV	HCL	-MS-3050	5	101		mL	++				
SREV	HNO3	-MS-3050	7.5	101		mL	++				
SREV	SCN VOLUME	-MS-3050	0	101		mL	++				
SREV	VOLUME, SOIL EXTRACT	-MS-3050	50	101		mL	++				
SREV	WEIGHT, SAMPLE	-MS-3050	0.5	101		g	++				

L72871-17

Tag: Measured: 11/10/2008 2:05:48 PM

Status	Parm_Stored	Type	Value	Dil	Qual	Units	Appv	MDL	RDL	Text Value	Ext Qual
SREV	H2O2	-MS-3050	5	101		mL	++				
SREV	HCL	-MS-3050	5	101		mL	++				
SREV	HNO3	-MS-3050	7.5	101		mL	++				
SREV	SCN VOLUME	-MS-3050	0	101		mL	++				
SREV	VOLUME, SOIL EXTRACT	-MS-3050	50	101		mL	++				
SREV	WEIGHT, SAMPLE	-MS-3050	0.5	101		g	++				

L72871-18

Tag: Measured: 11/10/2008 2:23:56 PM

Status	Parm_Stored	Type	Value	Dil	Qual	Units	Appv	MDL	RDL	Text Value	Ext Qual
SREV	H2O2	-MS-3050	5	100		mL	++				
SREV	HCL	-MS-3050	5	100		mL	++				
SREV	HNO3	-MS-3050	7.5	100		mL	++				
SREV	SCN VOLUME	-MS-3050	0	100		mL	++				
SREV	VOLUME, SOIL EXTRACT	-MS-3050	50	100		mL	++				
SREV	WEIGHT, SAMPLE	-MS-3050	0.5	100		g	++				

L72871-18MS

Tag: Measured: 11/10/2008 2:42:04 PM

Status	Parm_Stored	Type	Value	Dil	Qual	Units	Appv	MDL	RDL	Text Value	Ext Qual
SREV	H2O2	PREP	5	100		mL	++				
SREV	HCL	PREP	5	100		mL	++				
SREV	HNO3	PREP	7.5	100		mL	++				
SREV	SCN VOLUME	PREP	0.25	100		mL	++				
SREV	VOLUME, SOIL EXTRACT	PREP	50	100		mL	++				
SREV	WEIGHT, SAMPLE	PREP	0.5	100		g	++				

L72871-18MSD

Tag:

Measured: 11/10/2008 3:00:12 PM

Status	Parm_Stored	Type	Value	Dil	Qual	Units	Appv	MDL	RDL	Text Value	Ext Qual
SREV	H2O2	PREP	5	100		mL	++				
SREV	HCL	PREP	5	100		mL	++				
SREV	HNO3	PREP	7.5	100		mL	++				
SREV	SCN VOLUME	PREP	0.25	100		mL	++				
SREV	VOLUME, SOIL EXTRACT	PREP	50	100		mL	++				
SREV	WEIGHT, SAMPLE	PREP	0.5	100		g	++				

ACZ Laboratories, Inc.
2773 Downhill Drive
Steamboat Spgs, CO 80487

AIR DRIED SOLIDS

WG# :_____

Analyst:_____
Date:_____
Time In:_____
Time Out:_____

Sample #	Air Dried Solids						
	Pan wt	pan & sx wt	dried pan & sx	air dried solid	sample wt.	extract volume	dilution
BLANK	1.308	7.617	1.308	0	0.5	50	#DIV/0!
L72871-1	1.310	2.620	2.618	0.998473282	0.5	50	100
871-2	1.305	3.496	3.485	0.994979461	0.5	50	101
871-3	1.303	3.412	3.400	0.9943101	0.5	50	101
871-4	1.278	2.808	2.803	0.996732026	0.5	50	100
871-5	1.299	3.934	3.922	0.99544592	0.5	50	100
871-6	1.284	3.767	3.755	0.995167137	0.5	50	100
871-7	1.311	3.104	3.093	0.993865031	0.5	50	101
871-8	1.299	3.663	3.653	0.995769882	0.5	50	100
871-9	1.283	3.272	3.264	0.995977878	0.5	50	100
871-10	1.287	3.176	3.168	0.995764955	0.5	50	100
871-11	1.290	2.887	2.883	0.997495304	0.5	50	100
871-12	1.295	3.234	3.225	0.995358432	0.5	50	100
871-13	1.308	3.167	3.158	0.995158687	0.5	50	100
871-14	1.309	3.046	3.037	0.994818653	0.5	50	101
871-15	1.308	2.603	2.596	0.994594595	0.5	50	101
871-16	1.309	3.005	2.990	0.99115566	0.5	50	101
871-17	1.306	3.303	3.291	0.993990986	0.5	50	101
871-18	1.286	4.310	4.295	0.995039683	0.5	50	100
				#DIV/0!			#DIV/0!
				#DIV/0!			#DIV/0!
				#DIV/0!			#DIV/0!
				#DIV/0!			#VALUE!
				#DIV/0!			#VALUE!

FRMSO008.02.06.02

ACZ Laboratories, Inc.
2773 Downhill Drive
Steamboat Spgs, CO 80487

AIR DRIED SOLIDS

WG# : 255413

Analyst: MSC
Date: 11/10/08
Time In:
Time Out:

Sample #	Air Dried Solids						
	Pan wt	pan & sx wt	dried pan & sx	air dried solid	sample wt.	extract volume	dilution
BLANK	1.308	7.617	1.308	#DIV/0!			#DIV/0!
L72871-1	1.310 MSC 11-10-08	2.620	2.618	#DIV/0!			#DIV/0!
871-2	1.305	3.496	3.485	#DIV/0!			#DIV/0!
871-3	1.303	3.412	3.400	#DIV/0!			#DIV/0!
871-4	1.278	2.808	2.803	#DIV/0!			#DIV/0!
871-5	1.299	3.934	3.922	#DIV/0!			#DIV/0!
871-6	1.284	3.767	3.755	#DIV/0!			#DIV/0!
871-7	1.311	3.104	3.093	#DIV/0!			#DIV/0!
-8	1.299	3.663	3.653	#DIV/0!			#DIV/0!
-9	1.283	3.272	3.264	#DIV/0!			#DIV/0!
-10	1.287	3.176	3.168	#DIV/0!			#DIV/0!
-11	1.290	2.887	2.883	#DIV/0!			#DIV/0!
-12	1.295	3.234	3.225	#DIV/0!			#DIV/0!
-13	1.308	3.167	3.158	#DIV/0!			#DIV/0!
-14	1.309	3.046	3.037	#DIV/0!			#DIV/0!
-15	1.308	2.603	2.596	#DIV/0!			#DIV/0!
-16	1.309	3.005	2.990	#DIV/0!			#DIV/0!
-17	1.306	3.303	3.291	#DIV/0!			#DIV/0!
-18	1.286	4.310	4.295	#DIV/0!			#DIV/0!
				#DIV/0!			#DIV/0!
				#DIV/0!			#DIV/0!
				#DIV/0!			#DIV/0!
				#DIV/0!			#VALUE!
				#DIV/0!			#VALUE!

FRMSO008.02.06.02

3050 ICP ICPMS

QC List Type: I-X-3050
QCListMatClass: SOLID
Bench Sheet List: I-X-3050
QC Ref: SP-3050MSICP
Group ID: SP-G-3050-MSICP
Method Ref: M3050B
SOP Ref: SOPSO28/SO

WG255413

ACZ Laboratories, Inc

Instrument ID: SOILSPREP
Analyst: MJC
ACZ Dept: 20
Create Date: 11/10/2008 7:43:17 AM
Start Date/Time: 11/10/08 7:45AM
End Date/Time: 11/10/08 3PM

SE Q	ACZ ID	Client ID	SubSX	Pri	Analysis Date	Sample Weight (g)	HNO3 (mL)	H2O2 (mL)	HCl (mL)	Soil Extract Volume (mL)	SCN Volume (mL)	Dilution	Comments
1	WG255413PBS	NONE	42000		11-10-08	0	7.5	5.0	5.0	50	0	1	
2	WG255413LCSS	PCN30918				0.5						1	
3	WG255413LCSSD	PCN30918										1	
4	L72871-01	ST-SB06 0-20									0.5	1	
5	L72871-01MS	II081105-2									0.5	1	
6	L72871-01MSD	II081105-2									0	1	
7	L72871-02	ST-SB06 20-40										1	
8	L72871-03	ST-SB06 40-60										1	
9	L72871-04	ST-SB06 60-80										1	
10	L72871-05	ST-SB06 80-100										1	
11	L72871-06	ST-SB06 100-120										1	
12	L72871-07	ST-SB06 120-140										1	
13	L72871-08	ST-SB06 140-160										1	
14	L72871-09	ST-SB06 160-180										1	
15	L72871-10	ST-SB06 180-200										1	
16	L72871-11	ST-SB06 200-220										1	
17	L72871-12	ST-SB06 220-240										1	
18	L72871-13	ST-SB06 240-260										1	
19	L72871-14	ST-SB06 260-280										1	
20	L72871-15	ST-SB06 280-300										1	
21	L72871-16	ST-SB06 300-320										1	
22	L72871-17	ST-SB06 300-320 D										1	
23	L72871-18	T-SB06 260-280 MS										1	
24	L72871-18MS	MS081013-3									.25	1	

Report Comments:

AREV: Initials, Date

Internal Comments

SREV: Initials, Date

112108

3050 ICP ICPMS

WG255413

ACZ Laboratories, Inc

QC List Type: I-X-3050
QCListMatClass: SOLID
Bench Sheet List: I-X-3050
QC Ref: SP-3050MSICP
Group ID: SP-G-3050-MSICP
Method Ref: M3050B
SOP Ref: SOPSO28/SO

Instrument ID: SOILSPREP
Analyst:
ACZ Dept: 20
Create Date: 11/10/2008 7:43:17 AM
Start Date/Time:
End Date/Time:

SE Q	ACZ ID	Client ID	SubSX	Pri	Analysis Date	Sample Weight (g)	HNO3 (mL)	H2O2 (mL)	HCl (mL)	Soil Extract Volume (mL)	SCN Volume (mL)	Dilution	Comments
25	L72871-18MSD	MS081013-3									.25	1	

Sample	Login Comments
L72871-01	JAR OF SOIL(INORG WALK-IN)
L72871-01MS	ICP Spike
L72871-01MSD	ICP Spike
L72871-02	JAR OF SOIL(INORG WALK-IN)
L72871-03	JAR OF SOIL(INORG WALK-IN)
L72871-04	JAR OF SOIL(INORG WALK-IN)
L72871-05	JAR OF SOIL(INORG WALK-IN)
L72871-06	JAR OF SOIL(INORG WALK-IN)
L72871-07	JAR OF SOIL(INORG WALK-IN)
L72871-08	JAR OF SOIL(INORG WALK-IN)
L72871-09	JAR OF SOIL(INORG WALK-IN)
L72871-10	JAR OF SOIL(INORG WALK-IN)
L72871-11	JAR OF SOIL(INORG WALK-IN)
L72871-12	JAR OF SOIL(INORG WALK-IN)
L72871-13	JAR OF SOIL(INORG WALK-IN)
L72871-14	JAR OF SOIL(INORG WALK-IN)
L72871-15	JAR OF SOIL(INORG WALK-IN)
L72871-16	JAR OF SOIL(INORG WALK-IN)
L72871-17	JAR OF SOIL(INORG WALK-IN)
L72871-18	JAR OF SOIL(INORG WALK-IN)
L72871-18MS	ICPMS Spike
L72871-18MSD	ICPMS Spike

Report Comments:

AREV:
Initials, Date

Internal Comments

SREV:
Initials, Date

112108

Percent Solids

WG255235

ACZ Laboratories, Inc

QC List Type: QC-MST-PCNT
QCListMatClass: SOLID
Bench Sheet List: I-MST-PCNT-PLANT
QC Ref: PBS-DUP
Group ID: SA-G-PCNT-SOLID
Method Ref: USDA
SOP Ref: SOPSO026

Instrument ID: SOILS
Analyst: bjl
ACZ Dept: 25
Create Date: 11/6/2008 9:04:01 AM
Start Date/Time: 11/6/2008 9:00:00 AM
End Date/Time: 11/7/2008 6:00:00 AM

SEQ	ACZ ID	Client ID	SubSX	Pri	Analysis Date	Pan Weight (g)	Pan And Sample Weight (g)	Dried Sample And Pan Weight (g)	Percent Solid (%)	Percent Moisture (%)	Comments
1	WG255235PBS	NONE	-		11/06/08 9:00	1.276	6.473	1.275	-.02	100.02	
2	L72871-01	ST-SB06 0-20	as rec		11/06/08 10:06	1.27	3.051	2.932	93.32	6.68	
3	L72871-01DUP	NONE	as rec		11/06/08 11:12	1.276	3.039	2.935	94.10	5.90	
4	L72871-02	ST-SB06 20-40	as rec		11/06/08 12:18	1.283	3.696	3.385	87.11	12.89	
5	L72871-03	ST-SB06 40-60	as rec		11/06/08 13:25	1.281	5.559	4.74	80.86	19.14	
6	L72871-04	ST-SB06 60-80	as rec		11/06/08 14:31	1.273	3.471	3.337	93.90	6.10	
7	L72871-05	ST-SB06 80-100	as rec		11/06/08 15:37	1.272	3.545	3.399	93.58	6.42	
8	L72871-06	ST-SB06 100-120	as rec		11/06/08 16:44	1.278	3.966	3.566	85.12	14.88	
9	L72871-07	ST-SB06 120-140	as rec		11/06/08 17:50	1.269	3.678	3.321	85.18	14.82	
10	L72871-08	ST-SB06 140-160	as rec		11/06/08 18:56	1.273	2.986	2.8	89.14	10.86	
11	L72871-09	ST-SB06 160-180	as rec		11/06/08 20:03	1.274	3.632	3.334	87.36	12.64	
12	L72871-10	ST-SB06 180-200	as rec		11/06/08 21:09	1.27	3.099	2.953	92.02	7.98	
13	L72871-11	ST-SB06 200-220	as rec		11/06/08 22:15	1.275	3.11	2.95	91.28	8.72	
14	L72871-12	ST-SB06 220-240	as rec		11/06/08 23:22	1.271	2.952	2.801	91.02	8.98	
15	L72871-13	ST-SB06 240-260	as rec		11/07/08 0:28	1.273	2.531	2.39	88.79	11.21	
16	L72871-14	ST-SB06 260-280	as rec		11/07/08 1:34	1.275	3.221	3.011	89.21	10.79	
17	L72871-15	ST-SB06 280-300	as rec		11/07/08 2:41	1.278	3.864	3.597	89.68	10.32	
18	L72871-16	ST-SB06 300-320	as rec		11/07/08 3:47	1.273	7.505	6.156	78.35	21.65	
19	L72871-17	ST-SB06 300-320 D	as rec		11/07/08 4:53	1.275	4.693	4.36	90.26	9.74	
20	L72871-18	T-SB06 260-280 MS	as rec		11/07/08 6:00	1.276	2.961	2.887	95.61	4.39	

Report Comments:

Internal Comments

AREV: BJL 11/7/08
Initials, Date

SREV: LWT 11-7-08
Initials, Date

112108

11-7-08

Percent Solids

QC List Type: QC-MST-PCNT
QCListMatClass: SOLID
Bench Sheet List: I-MST-PCNT-PLANT
QC Ref: PBS-DUP
Group ID: SA-G-PCNT-SOLID
Method Ref: USDA
SOP Ref: SOPSO026

WG255235

ACZ Laboratories, Inc

Instrument ID: SOILS
Analyst: bjl
ACZ Dept: 25
Create Date: 11/6/2008 9:04:01 AM
Start Date/Time: 11/6/2008 9:00:00 AM
End Date/Time: 11/7/2008 6:00:00 AM

Sample	Login Comments
L72871-01	JAR OF SOIL(INORG WALK-IN)
L72871-02	JAR OF SOIL(INORG WALK-IN)
L72871-03	JAR OF SOIL(INORG WALK-IN)
L72871-04	JAR OF SOIL(INORG WALK-IN)
L72871-05	JAR OF SOIL(INORG WALK-IN)
L72871-06	JAR OF SOIL(INORG WALK-IN)
L72871-07	JAR OF SOIL(INORG WALK-IN)
L72871-08	JAR OF SOIL(INORG WALK-IN)
L72871-09	JAR OF SOIL(INORG WALK-IN)
L72871-10	JAR OF SOIL(INORG WALK-IN)
L72871-11	JAR OF SOIL(INORG WALK-IN)
L72871-12	JAR OF SOIL(INORG WALK-IN)
L72871-13	JAR OF SOIL(INORG WALK-IN)
L72871-14	JAR OF SOIL(INORG WALK-IN)
L72871-15	JAR OF SOIL(INORG WALK-IN)
L72871-16	JAR OF SOIL(INORG WALK-IN)
L72871-17	JAR OF SOIL(INORG WALK-IN)
L72871-18	JAR OF SOIL(INORG WALK-IN)

Report Comments:

AREV:

Initials, Date

Internal Comments

SREV:

Initials, Date

112108

ACZ Laboratories, Inc.
Geochemistry Department
Data Review and Reagents

Data Reviewer: BJL
Date: 11/7/08

Approved: LWT
Date: 11-7-08

Analyst: BJL

Workgroup: WG255235

Analysis Date: 11/6/08 - 11/7/08

Sample type used: soil

Extraction / Digestion / Analysis / Prep / Calc:

	Yes	No	N/A
1. Is the raw data checked to the computer printout for transcription errors?	✓		
2. Is the %solid or TS attached for dilution factors?			✓
3. Were proper volumes of reagents used per final volume?			✓
4. Was the proper sub-sample used (as received, <2000, <500, <250, dry)?	✓		
5.Were the dilution factor calculation checked (final volume, weight, %solid)?			✓
6. Did the RPD pass?	✓		
7. Does all the spike information correlate with each other?			✓
8. Is the appropriate spike in the computer-designated line?			✓
9. Are all errors properly corrected (single-line crossout, dated & initialed)?	✓		
10. Is the standard/reagent information complete and current?			✓
FOR SREV: QA/QC approval for initial training or 2 sets of initials for WG & LIMS?			

Standard/Reagent	PCN/SCN	Expiration Date

Comments:

FRMSO010.05.07.06

ACZ Laboratories, Inc.
2773 Downhill Drive Steamboat Springs, CO 80487 (800) 334-5493

WG255235

Date Reported: 07-Nov-08
Run ID: R642031
Date Analyzed: 06-Nov-08
ICAL Workgroup:
Instrument ID: SOILS

WG255235PBS

Tag: Measured: 11/6/2008 9:00:00 AM

Status	Parm_Stored	Type	Value	Dil	Qual	Units	Appv	MDL	RDL	Text Value	Ext Qual
SREV	PERCENT MOISTURE	FOUND	100.02	1		%	++	0.1	0.5		
SREV	PERCENT SOLID	FOUND		1	U	%	++	0.1	0.5		

L72871-01

Tag: Measured: 11/6/2008 10:06:19 AM

Status	Parm_Stored	Type	Value	Dil	Qual	Units	Appv	MDL	RDL	Text Value	Ext Qual
NEED	DRIED SAMPLE AND PAN WEIGHT	PREP	2.932	1		g	++				TB
NEED	PAN AND SAMPLE WEIGHT	PREP	3.051	1		g	++				TB
NEED	PAN WEIGHT	PREP	1.27	1		g	++				TB
NEED	PERCENT MOISTURE	REG	6.7	1		%	++	0.1	0.5		TB
SREV	PERCENT SOLID	NT-SOLID	93.3	1		%	++	0.1	0.5		TB

L72871-01DUP

Tag: Measured: 11/6/2008 11:12:38 AM

Status	Parm_Stored	Type	Value	Dil	Qual	Units	Appv	MDL	RDL	Text Value	Ext Qual
SREV	PERCENT MOISTURE	FOUND	5.9	1		%	++	0.1	0.5		
SREV	PERCENT MOISTURE	RPD	12.7	1		%	++	0.1	0.5		
SREV	PERCENT SOLID	FOUND	94.1	1		%	++	0.1	0.5		
SREV	PERCENT SOLID	RPD	0.9	1		%	++	0.1	0.5		

L72871-02

Tag: Measured: 11/6/2008 12:18:57 PM

Status	Parm_Stored	Type	Value	Dil	Qual	Units	Appv	MDL	RDL	Text Value	Ext Qual
NEED	DRIED SAMPLE AND PAN WEIGHT	PREP	3.385	1		g	++				TB
NEED	PAN AND SAMPLE WEIGHT	PREP	3.696	1		g	++				TB
NEED	PAN WEIGHT	PREP	1.283	1		g	++				TB
NEED	PERCENT MOISTURE	REG	12.9	1		%	++	0.1	0.5		TB
SREV	PERCENT SOLID	NT-SOLID	87.1	1		%	++	0.1	0.5		TB

L72871-03

Tag: Measured: 11/6/2008 1:25:16 PM

Status	Parm_Stored	Type	Value	Dil	Qual	Units	Appv	MDL	RDL	Text Value	Ext Qual
NEED	DRIED SAMPLE AND PAN WEIGHT	PREP	4.74	1		g	++				TB
NEED	PAN AND SAMPLE WEIGHT	PREP	5.559	1		g	++				TB
NEED	PAN WEIGHT	PREP	1.281	1		g	++				TB
NEED	PERCENT MOISTURE	REG	19.1	1		%	++	0.1	0.5		TB
SREV	PERCENT SOLID	NT-SOLID	80.9	1		%	++	0.1	0.5		TB

L72871-04

Tag: Measured: 11/6/2008 2:31:35 PM

Status	Parm_Stored	Type	Value	Dil	Qual	Units	Appv	MDL	RDL	Text Value	Ext Qual
NEED	DRIED SAMPLE AND PAN WEIGHT	PREP	3.337	1		g	++				TB
NEED	PAN AND SAMPLE WEIGHT	PREP	3.471	1		g	++				TB
NEED	PAN WEIGHT	PREP	1.273	1		g	++				TB
NEED	PERCENT MOISTURE	REG	6.1	1		%	++	0.1	0.5		TB
SREV	PERCENT SOLID	NT-SOLID	93.9	1		%	++	0.1	0.5		TB

L72871-05

Tag: Measured: 11/6/2008 3:37:54 PM

Status	Parm_Stored	Type	Value	Dil	Qual	Units	Appv	MDL	RDL	Text Value	Ext Qual
NEED	DRIED SAMPLE AND PAN WEIGHT	PREP	3.399	1		g	++				TB
NEED	PAN AND SAMPLE WEIGHT	PREP	3.545	1		g	++				TB
NEED	PAN WEIGHT	PREP	1.272	1		g	++				TB
NEED	PERCENT MOISTURE	REG	6.4	1		%	++	0.1	0.5		TB
SREV	PERCENT SOLID	NT-SOLID	93.6	1		%	++	0.1	0.5		TB

L72871-06

Tag: Measured: 11/6/2008 4:44:13 PM

Status	Parm_Stored	Type	Value	Dil	Qual	Units	Appv	MDL	RDL	Text Value	Ext Qual
NEED	DRIED SAMPLE AND PAN WEIGHT	PREP	3.566	1		g	++				TB
NEED	PAN AND SAMPLE WEIGHT	PREP	3.966	1		g	++				TB
NEED	PAN WEIGHT	PREP	1.278	1		g	++				TB
NEED	PERCENT MOISTURE	REG	14.9	1		%	++	0.1	0.5		TB
SREV	PERCENT SOLID	NT-SOLID	85.1	1		%	++	0.1	0.5		TB

L72871-07

Tag: Measured: 11/6/2008 5:50:32 PM

Status	Parm_Stored	Type	Value	Dil	Qual	Units	Appv	MDL	RDL	Text Value	Ext Qual
NEED	DRIED SAMPLE AND PAN WEIGHT	PREP	3.321	1		g	++				TB
NEED	PAN AND SAMPLE WEIGHT	PREP	3.678	1		g	++				TB
NEED	PAN WEIGHT	PREP	1.269	1		g	++				TB
NEED	PERCENT MOISTURE	REG	14.8	1		%	++	0.1	0.5		TB
SREV	PERCENT SOLID	NT-SOLID	85.2	1		%	++	0.1	0.5		TB

L72871-08

Tag: Measured: 11/6/2008 6:56:51 PM

Status	Parm_Stored	Type	Value	Dil	Qual	Units	Appv	MDL	RDL	Text Value	Ext Qual
NEED	DRIED SAMPLE AND PAN WEIGHT	PREP	2.8	1		g	++				TB
NEED	PAN AND SAMPLE WEIGHT	PREP	2.986	1		g	++				TB
NEED	PAN WEIGHT	PREP	1.273	1		g	++				TB
NEED	PERCENT MOISTURE	REG	10.9	1		%	++	0.1	0.5		TB
SREV	PERCENT SOLID	NT-SOLID	89.1	1		%	++	0.1	0.5		TB

L72871-09

Tag: Measured: 11/6/2008 8:03:10 PM

Status	Parm_Stored	Type	Value	Dil	Qual	Units	Appv	MDL	RDL	Text Value	Ext Qual
NEED	DRIED SAMPLE AND PAN WEIGHT	PREP	3.334	1		g	++				TB
NEED	PAN AND SAMPLE WEIGHT	PREP	3.632	1		g	++				TB
NEED	PAN WEIGHT	PREP	1.274	1		g	++				TB
NEED	PERCENT MOISTURE	REG	12.6	1		%	++	0.1	0.5		TB
SREV	PERCENT SOLID	NT-SOLID	87.4	1		%	++	0.1	0.5		TB

L72871-10

Tag: Measured: 11/6/2008 9:09:29 PM

Status	Parm_Stored	Type	Value	Dil	Qual	Units	Appv	MDL	RDL	Text Value	Ext Qual
NEED	DRIED SAMPLE AND PAN WEIGHT	PREP	2.953	1		g	++				TB
NEED	PAN AND SAMPLE WEIGHT	PREP	3.099	1		g	++				TB
NEED	PAN WEIGHT	PREP	1.27	1		g	++				TB
NEED	PERCENT MOISTURE	REG	8	1		%	++	0.1	0.5		TB
SREV	PERCENT SOLID	NT-SOLID	92	1		%	++	0.1	0.5		TB

L72871-11

Tag: Measured: 11/6/2008 10:15:48 PM

Status	Parm_Stored	Type	Value	Dil	Qual	Units	Appv	MDL	RDL	Text Value	Ext Qual
NEED	DRIED SAMPLE AND PAN WEIGHT	PREP	2.95	1		g	++				TB
NEED	PAN AND SAMPLE WEIGHT	PREP	3.11	1		g	++				TB
NEED	PAN WEIGHT	PREP	1.275	1		g	++				TB
NEED	PERCENT MOISTURE	REG	8.7	1		%	++	0.1	0.5		TB
SREV	PERCENT SOLID	NT-SOLID	91.3	1		%	++	0.1	0.5		TB

L72871-12

Tag: Measured: 11/6/2008 11:22:07 PM

Status	Parm_Stored	Type	Value	Dil	Qual	Units	Appv	MDL	RDL	Text Value	Ext Qual
NEED	DRIED SAMPLE AND PAN WEIGHT	PREP	2.801	1		g	++				TB
NEED	PAN AND SAMPLE WEIGHT	PREP	2.952	1		g	++				TB
NEED	PAN WEIGHT	PREP	1.271	1		g	++				TB
NEED	PERCENT MOISTURE	REG	9	1		%	++	0.1	0.5		TB
SREV	PERCENT SOLID	NT-SOLID	91	1		%	++	0.1	0.5		TB

L72871-13

Tag: Measured: 11/7/2008 12:28:26 AM

Status	Parm_Stored	Type	Value	Dil	Qual	Units	Appv	MDL	RDL	Text Value	Ext Qual
NEED	DRIED SAMPLE AND PAN WEIGHT	PREP	2.39	1		g	++				TB
NEED	PAN AND SAMPLE WEIGHT	PREP	2.531	1		g	++				TB
NEED	PAN WEIGHT	PREP	1.273	1		g	++				TB
NEED	PERCENT MOISTURE	REG	11.2	1		%	++	0.1	0.5		TB
SREV	PERCENT SOLID	NT-SOLID	88.8	1		%	++	0.1	0.5		TB

L72871-14

Tag: Measured: 11/7/2008 1:34:45 AM

Status	Parm_Stored	Type	Value	Dil	Qual	Units	Appv	MDL	RDL	Text Value	Ext Qual
NEED	DRIED SAMPLE AND PAN WEIGHT	PREP	3.011	1		g	++				TB
NEED	PAN AND SAMPLE WEIGHT	PREP	3.221	1		g	++				TB
NEED	PAN WEIGHT	PREP	1.275	1		g	++				TB
NEED	PERCENT MOISTURE	REG	10.8	1		%	++	0.1	0.5		TB
SREV	PERCENT SOLID	NT-SOLID	89.2	1		%	++	0.1	0.5		TB

L72871-15

Tag: Measured: 11/7/2008 2:41:04 AM

Status	Parm_Stored	Type	Value	Dil	Qual	Units	Appv	MDL	RDL	Text Value	Ext Qual
NEED	DRIED SAMPLE AND PAN WEIGHT	PREP	3.597	1		g	++				TB
NEED	PAN AND SAMPLE WEIGHT	PREP	3.864	1		g	++				TB
NEED	PAN WEIGHT	PREP	1.278	1		g	++				TB
NEED	PERCENT MOISTURE	REG	10.3	1		%	++	0.1	0.5		TB
SREV	PERCENT SOLID	NT-SOLID	89.7	1		%	++	0.1	0.5		TB

L72871-16

Tag: Measured: 11/7/2008 3:47:23 AM

Status	Parm_Stored	Type	Value	Dil	Qual	Units	Appv	MDL	RDL	Text Value	Ext Qual
NEED	DRIED SAMPLE AND PAN WEIGHT	PREP	6.156	1		g	++				TB
NEED	PAN AND SAMPLE WEIGHT	PREP	7.505	1		g	++				TB
NEED	PAN WEIGHT	PREP	1.273	1		g	++				TB
NEED	PERCENT MOISTURE	REG	21.7	1		%	++	0.1	0.5		TB
SREV	PERCENT SOLID	NT-SOLID	78.4	1		%	++	0.1	0.5		TB

L72871-17

Tag: Measured: 11/7/2008 4:53:42 AM

Status	Parm_Stored	Type	Value	Dil	Qual	Units	Appv	MDL	RDL	Text Value	Ext Qual
NEED	DRIED SAMPLE AND PAN WEIGHT	PREP	4.36	1		g	++				TB
NEED	PAN AND SAMPLE WEIGHT	PREP	4.693	1		g	++				TB
NEED	PAN WEIGHT	PREP	1.275	1		g	++				TB
NEED	PERCENT MOISTURE	REG	9.7	1		%	++	0.1	0.5		TB
SREV	PERCENT SOLID	NT-SOLID	90.3	1		%	++	0.1	0.5		TB

L72871-18

Tag: Measured: 11/7/2008 6:00:01 AM

Status	Parm_Stored	Type	Value	Dil	Qual	Units	Appv	MDL	RDL	Text Value	Ext Qual
NEED	DRIED SAMPLE AND PAN WEIGHT	PREP	2.887	1		g	++				TB
NEED	PAN AND SAMPLE WEIGHT	PREP	2.961	1		g	++				TB
NEED	PAN WEIGHT	PREP	1.276	1		g	++				TB
NEED	PERCENT MOISTURE	REG	4.4	1		%	++	0.1	0.5		TB
SREV	PERCENT SOLID	NT-SOLID	95.6	1		%	++	0.1	0.5		TB

Percent Solids

QC List Type: QC-MST-PCNT
QCListMatClass: SOLID
Bench Sheet List: I-MST-PCNT-PLANT
QC Ref: PBS-DUP
Group ID: SA-G-PCNT-SOLID
Method Ref: USDA
SOP Ref: SOPSO026

WG255235

ACZ Laboratories, Inc

Instrument ID: SOILS
Analyst: BJL
ACZ Dept: 25
Create Date: 11/6/2008 9:04:01 AM
Start Date/Time: 11/6/08 9AM
End Date/Time: 11/7/08 6AM

SEQ	ACZ ID	Client ID	SubSX	Pri	Analysis Date	Pan Weight (g)	Pan And Sample Weight (g)	Dried Sample And Pan Weight (g)	Percent Solid (%)	Percent Moisture (%)	Comments
1	WG255235PBS	NONE	—			1.276	6.473	1.275			
2	L72871-01	ST-SB06 0-20	as rec			1.270	3.051	2.932			
3	L72871-01DUP	NONE				1.276	3.039	2.935			
4	L72871-02	ST-SB06 20-40				1.283	3.696	3.385			
5	L72871-03	ST-SB06 40-60				1.281	5.559	4.740			
6	L72871-04	ST-SB06 60-80				1.273	3.471	3.337			
7	L72871-05	ST-SB06 80-100				1.272	3.545	3.399			
8	L72871-06	ST-SB06 100-120				1.278	3.966	3.566			
9	L72871-07	ST-SB06 120-140				1.269	3.678	3.321			
10	L72871-08	ST-SB06 140-160				1.273	2.986	2.800			
11	L72871-09	ST-SB06 160-180				1.274	3.632	3.334			
12	L72871-10	ST-SB06 180-200				1.270	3.099	2.953			
13	L72871-11	ST-SB06 200-220				1.275	3.110	2.950			
14	L72871-12	ST-SB06 220-240				1.271	2.952	2.801			
15	L72871-13	ST-SB06 240-260				1.273	2.531	2.390			
16	L72871-14	ST-SB06 260-280				1.275	3.221	3.011			
17	L72871-15	ST-SB06 280-300				1.278	3.864	3.597			
18	L72871-16	ST-SB06 300-320				1.273	7.505	6.156			
19	L72871-17	ST-SB06 300-320 D				1.275	4.693	4.360			
20	L72871-18	T-SB06 260-280 MS				1.276	2.961	2.887			

Report Comments:

Internal Comments

AREV:
Initials, Date

SREV:
Initials, Date

112108

Percent Solids

QC List Type: QC-MST-PCNT
QCListMatClass: SOLID
Bench Sheet List: I-MST-PCNT-PLANT
QC Ref: PBS-DUP
Group ID: SA-G-PCNT-SOLID
Method Ref: USDA
SOP Ref: SOPSO026

WG255235

ACZ Laboratories, Inc

Instrument ID: SOILS
Analyst:
ACZ Dept: 25
Create Date: 11/6/2008 9:04:01 AM
Start Date/Time:
End Date/Time:

Sample	Login Comments
L72871-01	JAR OF SOIL(INORG WALK-IN)
L72871-02	JAR OF SOIL(INORG WALK-IN)
L72871-03	JAR OF SOIL(INORG WALK-IN)
L72871-04	JAR OF SOIL(INORG WALK-IN)
L72871-05	JAR OF SOIL(INORG WALK-IN)
L72871-06	JAR OF SOIL(INORG WALK-IN)
L72871-07	JAR OF SOIL(INORG WALK-IN)
L72871-08	JAR OF SOIL(INORG WALK-IN)
L72871-09	JAR OF SOIL(INORG WALK-IN)
L72871-10	JAR OF SOIL(INORG WALK-IN)
L72871-11	JAR OF SOIL(INORG WALK-IN)
L72871-12	JAR OF SOIL(INORG WALK-IN)
L72871-13	JAR OF SOIL(INORG WALK-IN)
L72871-14	JAR OF SOIL(INORG WALK-IN)
L72871-15	JAR OF SOIL(INORG WALK-IN)
L72871-16	JAR OF SOIL(INORG WALK-IN)
L72871-17	JAR OF SOIL(INORG WALK-IN)
L72871-18	JAR OF SOIL(INORG WALK-IN)

Report Comments:

AREV:
Initials, Date

Internal Comments

SREV.
Initials, Date

112108

Air Dry

QC List Type: I-SP-AIRDRY
QCListMatClass: SOLID
Bench Sheet List: I-SP-AIRDRY
QC Ref: NOQC
Group ID: SP-G-DRY-AIR
Method Ref: No 1 1972
SOP Ref: SOPSO001

WG255225

ACZ Laboratories, Inc

Instrument ID: SOILSPREP
Analyst: bjl
ACZ Dept: 20
Create Date: 11/6/2008 6:54:56 AM
Start Date/Time: 11/6/2008 7:00:00 AM
End Date/Time: 11/6/2008 10:00:00 AM

SEQ	ACZ ID	Client ID	SubSX	Pri	ASRECEIVED	Analysis Date	SP AirDry	Comments
1	L72871-01	ST-SB06 0-20	as rec		SAVE SX	##############	11/6/2008	
2	L72871-02	ST-SB06 20-40	as rec		SAVE SX	##############	11/6/2008	
3	L72871-03	ST-SB06 40-60	as rec		SAVE SX	##############	11/6/2008	
4	L72871-04	ST-SB06 60-80	as rec		SAVE SX	##############	11/6/2008	
5	L72871-05	ST-SB06 80-100	as rec		SAVE SX	##############	11/6/2008	
6	L72871-06	ST-SB06 100-120	as rec		SAVE SX	##############	11/6/2008	
7	L72871-07	ST-SB06 120-140	as rec		SAVE SX	##############	11/6/2008	
8	L72871-08	ST-SB06 140-160	as rec		SAVE SX	##############	11/6/2008	
9	L72871-09	ST-SB06 160-180	as rec		SAVE SX	##############	11/6/2008	
10	L72871-10	ST-SB06 180-200	as rec		SAVE SX	##############	11/6/2008	
11	L72871-11	ST-SB06 200-220	as rec		SAVE SX	##############	11/6/2008	
12	L72871-12	ST-SB06 220-240	as rec		SAVE SX	##############	11/6/2008	
13	L72871-13	ST-SB06 240-260	as rec		SAVE SX	##############	11/6/2008	
14	L72871-14	ST-SB06 260-280	as rec		SAVE SX	##############	11/6/2008	
15	L72871-15	ST-SB06 280-300	as rec		SAVE SX	##############	11/6/2008	
16	L72871-16	ST-SB06 300-320	as rec		SAVE SX	##############	11/6/2008	
17	L72871-17	ST-SB06 300-320 D	as rec		SAVE SX	##############	11/6/2008	
18	L72871-18	T-SB06 260-280 MS	as rec		SAVE SX	##############	11/6/2008	
19	L72872-01	GWS-01-0.5	as rec			##############	11/6/2008	
20	L72872-02	GWS-03-0.5	as rec			##############	11/6/2008	
21	L72872-03	GWS-05-0.5	as rec			##############	11/6/2008	
22	L72872-04	GWS-09-0.5	as rec			##############	11/6/2008	
23	L72872-05	GWS-10-0.5	as rec			##############	11/6/2008	
24	L72872-06	GWS-11-0.5	as rec			##############	11/6/2008	

Report Comments:

AREV: BJL 11/6/08
Initials, Date

Internal Comments

SREV: LWT 11-7-08
Initials, Date

112108

OR 11-7-08

Air Dry

QC List Type: I-SP-AIRDRY
QCListMatClass: SOLID
Bench Sheet List: I-SP-AIRDRY
QC Ref: NOQC
Group ID: SP-G-DRY-AIR
Method Ref: No 1 1972
SOP Ref: SOPSO001

WG255225

ACZ Laboratories, Inc

Instrument ID: SOILSPREP
Analyst: bjl
ACZ Dept: 20
Create Date: 11/6/2008 6:54:56 AM
Start Date/Time: 11/6/2008 7:00:00 AM
End Date/Time: 11/6/2008 10:00:00 AM

SEQ	ACZ ID	Client ID	SubSX	Pri	ASRECEIVED	Analysis Date	SP AirDry	Comments
25	L72872-07	GWS-19-0.5	as rec			##############	11/6/2008	
26	L72872-08	GWS-21-0.5	as rec			##############	11/6/2008	
27	L72872-09	GWS-22-0.5	as rec			##############	11/6/2008	
28	L72872-10	GWS-23-0.5	as rec			##############	11/6/2008	
29	L72872-11	GWS-29-0.5	as rec			##############	11/6/2008	
30	L72872-12	GWS-31-0.5	as rec			##############	11/6/2008	
31	L72872-13	GWS-32-0.5	as rec			##############	11/6/2008	
32	L72872-14	GWS-33-0.5	as rec			##############	11/6/2008	
33	L72872-15	GWS-38-0.5	as rec			##############	11/6/2008	

Report Comments:

Internal Comments

AREV:
Initials, Date

SREV:
Initials, Date

112108

Air Dry

QC List Type: I-SP-AIRDRY
QCListMatClass: SOLID
Bench Sheet List: I-SP-AIRDRY
QC Ref: NOQC
Group ID: SP-G-DRY-AIR
Method Ref: No 1 1972
SOP Ref: SOPSO001

WG255225

ACZ Laboratories, Inc

Instrument ID: SOILSPREP
Analyst: bjl
ACZ Dept: 20
Create Date: 11/6/2008 6:54:56 AM
Start Date/Time: 11/6/2008 7:00:00 AM
End Date/Time: 11/6/2008 10:00:00 AM

Sample	Login Comments
L72871-01	JAR OF SOIL(INORG WALK-IN)
L72871-02	JAR OF SOIL(INORG WALK-IN)
L72871-03	JAR OF SOIL(INORG WALK-IN)
L72871-04	JAR OF SOIL(INORG WALK-IN)
L72871-05	JAR OF SOIL(INORG WALK-IN)
L72871-06	JAR OF SOIL(INORG WALK-IN)
L72871-07	JAR OF SOIL(INORG WALK-IN)
L72871-08	JAR OF SOIL(INORG WALK-IN)
L72871-09	JAR OF SOIL(INORG WALK-IN)
L72871-10	JAR OF SOIL(INORG WALK-IN)
L72871-11	JAR OF SOIL(INORG WALK-IN)
L72871-12	JAR OF SOIL(INORG WALK-IN)
L72871-13	JAR OF SOIL(INORG WALK-IN)
L72871-14	JAR OF SOIL(INORG WALK-IN)
L72871-15	JAR OF SOIL(INORG WALK-IN)
L72871-16	JAR OF SOIL(INORG WALK-IN)
L72871-17	JAR OF SOIL(INORG WALK-IN)
L72871-18	JAR OF SOIL(INORG WALK-IN)
L72872-01	8OZ SJ(INORG WALKIN)
L72872-02	8OZ SJ(INORG WALKIN)
L72872-03	8OZ SJ(INORG WALKIN)
L72872-04	8OZ SJ(INORG WALKIN)
L72872-05	8OZ SJ(INORG WALKIN)
L72872-06	8OZ SJ(INORG WALKIN)
L72872-07	8OZ SJ(INORG WALKIN)
L72872-08	8OZ SJ(INORG WALKIN)
L72872-09	8OZ SJ(INORG WALKIN)
L72872-10	8OZ SJ(INORG WALKIN)
L72872-11	8OZ SJ(INORG WALKIN)
L72872-12	8OZ SJ(INORG WALKIN)
L72872-13	8OZ SJ(INORG WALKIN)
L72872-14	8OZ SJ(INORG WALKIN)
L72872-15	8OZ SJ(INORG WALKIN)

Report Comments:

AREV:
Initials, Date

Internal Comments

SREV:
Initials, Date

112108

ACZ Laboratories, Inc.
Geochemistry Department
Data Review and Reagents

Data Reviewer: BJL
Date: 11/6/08

Approved: LWT
Date: 11-7-08

Analyst: BJL

Workgroup: WG255225

Analysis Date: 11/6/08

Sample type used: soil

Extraction / Digestion / Analysis / Prep / Calc:

	Yes	No	N/A
1. Is the raw data checked to the computer printout for transcription errors?	X		
2. Is the %solid or TS attached for dilution factors?			X
3. Were proper volumes of reagents used per final volume?			X
4. Was the proper sub-sample used (as received, <2000, <500, <250, dry)?	X		
5.Were the dilution factor calculation checked (final volume, weight, %solid)?			X
6. Did the RPD pass?			X
7. Does all the spike information correlate with each other?			X
8. Is the appropriate spike in the computer-designated line?			X
9. Are all errors properly corrected (single-line crossout, dated & initialed)?	X		
10. Is the standard/reagent information complete and current?			X
FOR SREV: QA/QC approval for initial training or 2 sets of initials for WG & LIMS?			

Standard/Reagent	PCN/SCN	Expiration Date

Comments:

FRMSO010.05.07.06

ACZ Laboratories, Inc.
2773 Downhill Drive Steamboat Springs, CO 80487 (800) 334-5493

WG255225

Date Reported: 07-Nov-08
Run ID: R641785
Date Analyzed: 06-Nov-08
ICAL Workgroup:
Instrument ID: SOILSPREP

L72871-01

Tag: Measured: 11/6/2008 7:00:00 AM

Status	Parm_Stored	Type	Value	Dil	Qual	Units	Appv	MDL	RDL	Text Value	Ext Qual
SREV	SP AIRDRY	DRY-AIR		1			NEED				TA

L72871-02

Tag: Measured: 11/6/2008 7:05:38 AM

Status	Parm_Stored	Type	Value	Dil	Qual	Units	Appv	MDL	RDL	Text Value	Ext Qual
SREV	SP AIRDRY	DRY-AIR		1			NEED				TA

L72871-03

Tag: Measured: 11/6/2008 7:11:16 AM

Status	Parm_Stored	Type	Value	Dil	Qual	Units	Appv	MDL	RDL	Text Value	Ext Qual
SREV	SP AIRDRY	DRY-AIR		1			NEED				TA

L72871-04

Tag: Measured: 11/6/2008 7:16:54 AM

Status	Parm_Stored	Type	Value	Dil	Qual	Units	Appv	MDL	RDL	Text Value	Ext Qual
SREV	SP AIRDRY	DRY-AIR		1			NEED				TA

L72871-05

Tag: Measured: 11/6/2008 7:22:32 AM

Status	Parm_Stored	Type	Value	Dil	Qual	Units	Appv	MDL	RDL	Text Value	Ext Qual
SREV	SP AIRDRY	DRY-AIR		1			NEED				TA

L72871-06

Tag: Measured: 11/6/2008 7:28:10 AM

Status	Parm_Stored	Type	Value	Dil	Qual	Units	Appv	MDL	RDL	Text Value	Ext Qual
SREV	SP AIRDRY	DRY-AIR		1			NEED				TA

L72871-07

Tag: Measured: 11/6/2008 7:33:48 AM

Status	Parm_Stored	Type	Value	Dil	Qual	Units	Appv	MDL	RDL	Text Value	Ext Qual
SREV	SP AIRDRY	DRY-AIR		1			NEED				TA

L72871-08

Tag: Measured: 11/6/2008 7:39:26 AM

Status	Parm_Stored	Type	Value	Dil	Qual	Units	Appv	MDL	RDL	Text Value	Ext Qual
SREV	SP AIRDRY	DRY-AIR		1			NEED				TA

L72871-09

Tag: Measured: 11/6/2008 7:45:04 AM

Status	Parm_Stored	Type	Value	Dil	Qual	Units	Appv	MDL	RDL	Text Value	Ext Qual
SREV	SP AIRDRY	DRY-AIR		1			NEED				TA

L72871-10

Tag: Measured: 11/6/2008 7:50:42 AM

Status	Parm_Stored	Type	Value	Dil	Qual	Units	Appv	MDL	RDL	Text Value	Ext Qual
SREV	SP AIRDRY	DRY-AIR		1			NEED				TA

L72871-11 Tag: Measured: 11/6/2008 7:56:20 AM

Status	Parm_Stored	Type	Value	Dil	Qual	Units	Appv	MDL	RDL	Text Value	Ext Qual
SREV	SP AIRDRY	DRY-AIR		1			NEED				TA

L72871-12 Tag: Measured: 11/6/2008 8:01:58 AM

Status	Parm_Stored	Type	Value	Dil	Qual	Units	Appv	MDL	RDL	Text Value	Ext Qual
SREV	SP AIRDRY	DRY-AIR		1			NEED				TA

L72871-13 Tag: Measured: 11/6/2008 8:07:36 AM

Status	Parm_Stored	Type	Value	Dil	Qual	Units	Appv	MDL	RDL	Text Value	Ext Qual
SREV	SP AIRDRY	DRY-AIR		1			NEED				TA

L72871-14 Tag: Measured: 11/6/2008 8:13:14 AM

Status	Parm_Stored	Type	Value	Dil	Qual	Units	Appv	MDL	RDL	Text Value	Ext Qual
SREV	SP AIRDRY	DRY-AIR		1			NEED				TA

L72871-15 Tag: Measured: 11/6/2008 8:18:52 AM

Status	Parm_Stored	Type	Value	Dil	Qual	Units	Appv	MDL	RDL	Text Value	Ext Qual
SREV	SP AIRDRY	DRY-AIR		1			NEED				TA

L72871-16 Tag: Measured: 11/6/2008 8:24:30 AM

Status	Parm_Stored	Type	Value	Dil	Qual	Units	Appv	MDL	RDL	Text Value	Ext Qual
SREV	SP AIRDRY	DRY-AIR		1			NEED				TA

L72871-17 Tag: Measured: 11/6/2008 8:30:08 AM

Status	Parm_Stored	Type	Value	Dil	Qual	Units	Appv	MDL	RDL	Text Value	Ext Qual
SREV	SP AIRDRY	DRY-AIR		1			NEED				TA

L72871-18 Tag: Measured: 11/6/2008 8:35:46 AM

Status	Parm_Stored	Type	Value	Dil	Qual	Units	Appv	MDL	RDL	Text Value	Ext Qual
SREV	SP AIRDRY	DRY-AIR		1			NEED				TA

L72872-01 Tag: Measured: 11/6/2008 8:41:24 AM

Status	Parm_Stored	Type	Value	Dil	Qual	Units	Appv	MDL	RDL	Text Value	Ext Qual
SREV	SP AIRDRY	DRY-AIR		1			NEED				

L72872-02 Tag: Measured: 11/6/2008 8:47:02 AM

Status	Parm_Stored	Type	Value	Dil	Qual	Units	Appv	MDL	RDL	Text Value	Ext Qual
SREV	SP AIRDRY	DRY-AIR		1			NEED				

L72872-03 Tag: Measured: 11/6/2008 8:52:40 AM

Status	Parm_Stored	Type	Value	Dil	Qual	Units	Appv	MDL	RDL	Text Value	Ext Qual
SREV	SP AIRDRY	DRY-AIR		1			NEED				

L72872-04 Tag: Measured: 11/6/2008 8:58:18 AM

Status	Parm_Stored	Type	Value	Dil	Qual	Units	Appv	MDL	RDL	Text Value	Ext Qual
SREV	SP AIRDRY	DRY-AIR		1			NEED				

L72872-05 Tag: Measured: 11/6/2008 9:03:56 AM

Status	Parm_Stored	Type	Value	Dil	Qual	Units	Appv	MDL	RDL	Text Value	Ext Qual
SREV	SP AIRDRY	DRY-AIR		1			NEED				

L72872-06 Tag: Measured: 11/6/2008 9:09:34 AM

Status	Parm_Stored	Type	Value	Dil	Qual	Units	Appv	MDL	RDL	Text Value	Ext Qual
SREV	SP AIRDRY	DRY-AIR		1			NEED				

L72872-07 Tag: Measured: 11/6/2008 9:15:12 AM

Status	Parm_Stored	Type	Value	Dil	Qual	Units	Appv	MDL	RDL	Text Value	Ext Qual
SREV	SP AIRDRY	DRY-AIR		1			NEED				

L72872-08 Tag: Measured: 11/6/2008 9:20:50 AM

Status	Parm_Stored	Type	Value	Dil	Qual	Units	Appv	MDL	RDL	Text Value	Ext Qual
SREV	SP AIRDRY	DRY-AIR		1			NEED				

L72872-09 Tag: Measured: 11/6/2008 9:26:28 AM

Status	Parm_Stored	Type	Value	Dil	Qual	Units	Appv	MDL	RDL	Text Value	Ext Qual
SREV	SP AIRDRY	DRY-AIR		1			NEED				

L72872-10 Tag: Measured: 11/6/2008 9:32:06 AM

Status	Parm_Stored	Type	Value	Dil	Qual	Units	Appv	MDL	RDL	Text Value	Ext Qual
SREV	SP AIRDRY	DRY-AIR		1			NEED				

L72872-11 Tag: Measured: 11/6/2008 9:37:44 AM

Status	Parm_Stored	Type	Value	Dil	Qual	Units	Appv	MDL	RDL	Text Value	Ext Qual
SREV	SP AIRDRY	DRY-AIR		1			NEED				

L72872-12 Tag: Measured: 11/6/2008 9:43:22 AM

Status	Parm_Stored	Type	Value	Dil	Qual	Units	Appv	MDL	RDL	Text Value	Ext Qual
SREV	SP AIRDRY	DRY-AIR		1			NEED				

L72872-13 Tag: Measured: 11/6/2008 9:49:00 AM

Status	Parm_Stored	Type	Value	Dil	Qual	Units	Appv	MDL	RDL	Text Value	Ext Qual
SREV	SP AIRDRY	DRY-AIR		1			NEED				

L72872-14 Tag: Measured: 11/6/2008 9:54:38 AM

Status	Parm_Stored	Type	Value	Dil	Qual	Units	Appv	MDL	RDL	Text Value	Ext Qual
SREV	SP AIRDRY	DRY-AIR		1			NEED				

L72872-15 Tag: Measured: 11/6/2008 10:00:16 AM

Status	Parm_Stored	Type	Value	Dil	Qual	Units	Appv	MDL	RDL	Text Value	Ext Qual
SREV	SP AIRDRY	DRY-AIR		1			NEED				

Air Dry

QC List Type: I-SP-AIRDRY
QCListMatClass: SOLID
Bench Sheet List: I-SP-AIRDRY
QC Ref: NOQC
Group ID: SP-G-DRY-AIR
Method Ref: No 1 1972
SOP Ref: SOPSO001

WG255225

ACZ Laboratories, Inc

Instrument ID: SOILSPREP
Analyst: BSL
ACZ Dept: 20
Create Date: 11/6/2008 6:54:56 AM
Start Date/Time: 11/6/08 7AM
End Date/Time: 11/6/08 10AM

SEQ	ACZ ID	Client ID	SubSX	Pri	ASRECEIVED	Analysis Date	SP AirDry	Comments
1	L72871-01	ST-SB06 0-20	BS NEC		SAVE SX	11/6/08	11/6/08	
2	L72871-02	ST-SB06 20-40			SAVE SX			
3	L72871-03	ST-SB06 40-60			SAVE SX			
4	L72871-04	ST-SB06 60-80			SAVE SX			
5	L72871-05	ST-SB06 80-100			SAVE SX			
6	L72871-06	ST-SB06 100-120			SAVE SX			
7	L72871-07	ST-SB06 120-140			SAVE SX			
8	L72871-08	ST-SB06 140-160			SAVE SX			
9	L72871-09	ST-SB06 160-180			SAVE SX			
10	L72871-10	ST-SB06 180-200			SAVE SX			
11	L72871-11	ST-SB06 200-220			SAVE SX			
12	L72871-12	ST-SB06 220-240			SAVE SX			
13	L72871-13	ST-SB06 240-260			SAVE SX			
14	L72871-14	ST-SB06 260-280			SAVE SX			
15	L72871-15	ST-SB06 280-300			SAVE SX			
16	L72871-16	ST-SB06 300-320			SAVE SX			
17	L72871-17	ST-SB06 300-320 D			SAVE SX			
18	L72871-18	T-SB06 260-280 MS			SAVE SX			
19	L72872-01	GWS-01-0.5						
20	L72872-02	GWS-03-0.5						
21	L72872-03	GWS-05-0.5						
22	L72872-04	GWS-09-0.5						
23	L72872-05	GWS-10-0.5						
24	L72872-06	GWS-11-0.5						

Report Comments:

AREV:
Initials, Date

Internal Comments

SREV:
Initials, Date

112108

Air Dry

QC List Type: I-SP-AIRDRY
QCListMatClass: SOLID
Bench Sheet List: I-SP-AIRDRY
QC Ref: NOQC
Group ID: SP-G-DRY-AIR
Method Ref: No 1 1972
SOP Ref: SOPSO001

WG255225

ACZ Laboratories, Inc

Instrument ID: SOILSPREP
Analyst:
ACZ Dept: 20
Create Date: 11/6/2008 6:54:56 AM
Start Date/Time:
End Date/Time:

SEQ	ACZ ID	Client ID	SubSX	Pri	ASRECEIVED	Analysis Date	SP AirDry	Comments
25	L72872-07	GWS-19-0.5	asrec			11/6/08	11/6/08	
26	L72872-08	GWS-21-0.5						
27	L72872-09	GWS-22-0.5						
28	L72872-10	GWS-23-0.5						
29	L72872-11	GWS-29-0.5						
30	L72872-12	GWS-31-0.5						
31	L72872-13	GWS-32-0.5						
32	L72872-14	GWS-33-0.5						
33	L72872-15	GWS-38-0.5						

Report Comments:

Internal Comments

AREV:
Initials, Date

SREV:
Initials, Date

112108

Air Dry

QC List Type: I-SP-AIRDRY
QCListMatClass: SOLID
Bench Sheet List: I-SP-AIRDRY
QC Ref: NOQC
Group ID: SP-G-DRY-AIR
Method Ref: No 1 1972
SOP Ref: SOPSO001

WG255225

ACZ Laboratories, Inc

Instrument ID: SOILSPREP
Analyst:
ACZ Dept: 20
Create Date: 11/6/2008 6:54:56 AM
Start Date/Time:
End Date/Time:

Sample	Login Comments
L72871-01	JAR OF SOIL(INORG WALK-IN)
L72871-02	JAR OF SOIL(INORG WALK-IN)
L72871-03	JAR OF SOIL(INORG WALK-IN)
L72871-04	JAR OF SOIL(INORG WALK-IN)
L72871-05	JAR OF SOIL(INORG WALK-IN)
L72871-06	JAR OF SOIL(INORG WALK-IN)
L72871-07	JAR OF SOIL(INORG WALK-IN)
L72871-08	JAR OF SOIL(INORG WALK-IN)
L72871-09	JAR OF SOIL(INORG WALK-IN)
L72871-10	JAR OF SOIL(INORG WALK-IN)
L72871-11	JAR OF SOIL(INORG WALK-IN)
L72871-12	JAR OF SOIL(INORG WALK-IN)
L72871-13	JAR OF SOIL(INORG WALK-IN)
L72871-14	JAR OF SOIL(INORG WALK-IN)
L72871-15	JAR OF SOIL(INORG WALK-IN)
L72871-16	JAR OF SOIL(INORG WALK-IN)
L72871-17	JAR OF SOIL(INORG WALK-IN)
L72871-18	JAR OF SOIL(INORG WALK-IN)
L72872-01	8OZ SJ(INORG WALKIN)
L72872-02	8OZ SJ(INORG WALKIN)
L72872-03	8OZ SJ(INORG WALKIN)
L72872-04	8OZ SJ(INORG WALKIN)
L72872-05	8OZ SJ(INORG WALKIN)
L72872-06	8OZ SJ(INORG WALKIN)
L72872-07	8OZ SJ(INORG WALKIN)
L72872-08	8OZ SJ(INORG WALKIN)
L72872-09	8OZ SJ(INORG WALKIN)
L72872-10	8OZ SJ(INORG WALKIN)
L72872-11	8OZ SJ(INORG WALKIN)
L72872-12	8OZ SJ(INORG WALKIN)
L72872-13	8OZ SJ(INORG WALKIN)
L72872-14	8OZ SJ(INORG WALKIN)
L72872-15	8OZ SJ(INORG WALKIN)

Report Comments:

Internal Comments

AREV:
Initials, Date

SREV:
Initials, Date

112108

Soil Prep Sieve

WG255349

ACZ Laboratories, Inc

QC List Type: I-SP-SIEVE-ALL
QCListMatClass: SOLID
Bench Sheet List: I-SP-SIEVE-ALL
QC Ref: NOQC
Group ID: SP-G-SIEVE
Method Ref: ASA No. 9 15-4.2.2
SOP Ref: SOPSO001

Instrument ID: SOILSPREP
Analyst: bjl
ACZ Dept: 20
Create Date: 11/7/2008 1:06:01 PM
Start Date/Time: 11/7/2008 1:00:00 PM
End Date/Time: 11/10/2008 8:00:00 AM

SEQ	ACZ ID	Client ID	SubSX	Pri	Analysis Date	SP SIEVE 2000	SP Sieve2000	SP Sieve500	SP Sieve250	SP Sieve177	sp sieve150	SP Sieve125	SP Sieve100	SP Sieve74	SP Sieve63	SP Sieve38	Comments
1	L72871-01	ST-SB06 0-20	dry		11/07/08 13:00	☑	######										
2	L72871-02	ST-SB06 20-40	dry		11/07/08 15:05	☑	######										
3	L72871-03	ST-SB06 40-60	dry		11/07/08 17:11	☑	######										
4	L72871-04	ST-SB06 60-80	dry		11/07/08 19:16	☑	######										
5	L72871-05	ST-SB06 80-100	dry		11/07/08 21:22	☑	######										
6	L72871-06	ST-SB06 100-120	dry		11/07/08 23:28	☑	######										
7	L72871-07	ST-SB06 120-140	dry		11/08/08 1:33	☑	######										
8	L72871-08	ST-SB06 140-160	dry		11/08/08 3:39	☑	######										
9	L72871-09	ST-SB06 160-180	dry		11/08/08 5:45	☑	######										
10	L72871-10	ST-SB06 180-200	dry		11/08/08 7:50	☑	######										
11	L72871-11	ST-SB06 200-220	dry		11/08/08 9:56	☑	######										
12	L72871-12	ST-SB06 220-240	dry		11/08/08 12:01	☑	######										
13	L72871-13	ST-SB06 240-260	dry		11/08/08 14:07	☑	######										
14	L72871-14	ST-SB06 260-280	dry		11/08/08 16:13	☑	######										
15	L72871-15	ST-SB06 280-300	dry		11/08/08 18:18	☑	######										
16	L72871-16	ST-SB06 300-320	dry		11/08/08 20:24	☑	######										
17	L72871-17	ST-SB06 300-320 D	dry		11/08/08 22:30	☑	######										
18	L72871-18	T-SB06 260-280 MS	dry		11/09/08 0:35	☑	######										
19	L72872-01	GWS-01-0.5	dry		11/09/08 2:41	☑	######										
20	L72872-02	GWS-03-0.5	dry		11/09/08 4:47	☑	######										
21	L72872-03	GWS-05-0.5	dry		11/09/08 6:52	☑	######										
22	L72872-04	GWS-09-0.5	dry		11/09/08 8:58	☑	######										

Report Comments:

AREV: BJZ 11/10/08
Initials, Date

Internal Comments

SREV: LWT 11-10-08
Initials, Date

112108

DR 11-10-08

Soil Prep Sieve

QC List Type: I-SP-SIEVE-ALL
QCListMatClass: SOLID
Bench Sheet List: I-SP-SIEVE-ALL
QC Ref: NOQC
Group ID: SP-G-SIEVE
Method Ref: ASA No. 9 15-4.2.2
SOP Ref: SOPSO001

WG255349

ACZ Laboratories, Inc

Instrument ID: SOILSPREP
Analyst: bjl
ACZ Dept: 20
Create Date: 11/7/2008 1:06:01 PM
Start Date/Time: 11/7/2008 1:00:00 PM
End Date/Time: 11/10/2008 8:00:00 AM

SEQ	ACZ ID	Client ID	SubSX	Pri	Analysis Date	SP SIEVE 2000	SP Sieve2000	SP Sieve500	SP Sieve250	SP Sieve177	sp sieve150	SP Sieve125	SP Sieve100	SP Sieve74	SP Sieve63	SP Sieve38	Comments
23	L72872-05	GWS-10-0.5	dry		11/09/08 11:03	☑	######										
24	L72872-06	GWS-11-0.5	dry		11/09/08 13:09	☑	######										
25	L72872-07	GWS-19-0.5	dry		11/09/08 15:15	☑	######										
26	L72872-08	GWS-21-0.5	dry		11/09/08 17:20	☑	######										
27	L72872-09	GWS-22-0.5	dry		11/09/08 19:26	☑	######										
28	L72872-10	GWS-23-0.5	dry		11/09/08 21:32	☑	######										
29	L72872-11	GWS-29-0.5	dry		11/09/08 23:37	☑	######										
30	L72872-12	GWS-31-0.5	dry		11/10/08 1:43	☑	######										
31	L72872-13	GWS-32-0.5	dry		11/10/08 3:49	☑	######										
32	L72872-14	GWS-33-0.5	dry		11/10/08 5:54	☑	######										
33	L72872-15	GWS-38-0.5	dry		11/10/08 8:00	☑	######										

Report Comments:

AREV:
Initials, Date

Internal Comments

SREV:
Initials, Date

112108

Soil Prep Sieve

WG255349

ACZ Laboratories, Inc

QC List Type: I-SP-SIEVE-ALL
QCListMatClass: SOLID
Bench Sheet List: I-SP-SIEVE-ALL
QC Ref: NOQC
Group ID: SP-G-SIEVE
Method Ref: ASA No. 9 15-4.2.2
SOP Ref: SOPSO001

Instrument ID: SOILSPREP
Analyst: bjl
ACZ Dept: 20
Create Date: 11/7/2008 1:06:01 PM
Start Date/Time: 11/7/2008 1:00:00 PM
End Date/Time: 11/10/2008 8:00:00 AM

Sample	Login Comments
L72871-01	JAR OF SOIL(INORG WALK-IN)
L72871-02	JAR OF SOIL(INORG WALK-IN)
L72871-03	JAR OF SOIL(INORG WALK-IN)
L72871-04	JAR OF SOIL(INORG WALK-IN)
L72871-05	JAR OF SOIL(INORG WALK-IN)
L72871-06	JAR OF SOIL(INORG WALK-IN)
L72871-07	JAR OF SOIL(INORG WALK-IN)
L72871-08	JAR OF SOIL(INORG WALK-IN)
L72871-09	JAR OF SOIL(INORG WALK-IN)
L72871-10	JAR OF SOIL(INORG WALK-IN)
L72871-11	JAR OF SOIL(INORG WALK-IN)
L72871-12	JAR OF SOIL(INORG WALK-IN)
L72871-13	JAR OF SOIL(INORG WALK-IN)
L72871-14	JAR OF SOIL(INORG WALK-IN)
L72871-15	JAR OF SOIL(INORG WALK-IN)
L72871-16	JAR OF SOIL(INORG WALK-IN)
L72871-17	JAR OF SOIL(INORG WALK-IN)
L72871-18	JAR OF SOIL(INORG WALK-IN)
L72872-01	8OZ SJ(INORG WALKIN)
L72872-02	8OZ SJ(INORG WALKIN)
L72872-03	8OZ SJ(INORG WALKIN)
L72872-04	8OZ SJ(INORG WALKIN)
L72872-05	8OZ SJ(INORG WALKIN)
L72872-06	8OZ SJ(INORG WALKIN)
L72872-07	8OZ SJ(INORG WALKIN)
L72872-08	8OZ SJ(INORG WALKIN)
L72872-09	8OZ SJ(INORG WALKIN)
L72872-10	8OZ SJ(INORG WALKIN)
L72872-11	8OZ SJ(INORG WALKIN)
L72872-12	8OZ SJ(INORG WALKIN)
L72872-13	8OZ SJ(INORG WALKIN)
L72872-14	8OZ SJ(INORG WALKIN)
L72872-15	8OZ SJ(INORG WALKIN)

Report Comments:

AREV:

Initials, Date

Internal Comments

SREV:

Initials, Date

112108

ACZ Laboratories, Inc.
Geochemistry Department
Data Review and Reagents

Data Reviewer: BJL
Date: 11/10/08

Approved: LWT
Date: 11-10-08

Analyst: BJL

Workgroup: W6255349

Analysis Date: 11/10/08

Sample type used: soil

Extraction / Digestion / Analysis (Prep) / Calc:

	Yes	No	N/A
1. Is the raw data checked to the computer printout for transcription errors?	X		
2. Is the %solid or TS attached for dilution factors?			X
3. Were proper volumes of reagents used per final volume?			X
4. Was the proper sub-sample used (as received, <2000, <500, <250, (dry))?	X		
5.Were the dilution factor calculation checked (final volume, weight, %solid)?			X
6. Did the RPD pass?			X
7. Does all the spike information correlate with each other?			X
8. Is the appropriate spike in the computer-designated line?			X
9. Are all errors properly corrected (single-line crossout, dated & initialed)?	X		
10. Is the standard/reagent information complete and current?			X
FOR SREV: QA/QC approval for initial training or 2 sets of initials for WG & LIMS?			

Standard/Reagent	PCN/SCN	Expiration Date

Comments:

FRMSO010.05.07.06

ACZ Laboratories, Inc.
2773 Downhill Drive Steamboat Springs, CO 80487 (800) 334-5493

Workgroup Review and Approval

WG255349

Date Reported: 10-Nov-08
Run ID: R642394
Date Analyzed: 07-Nov-08
ICAL Workgroup:
Instrument ID: SOILSPREP

L72871-01 Tag: Measured: 11/7/2008 1:00:00 PM

Status	Parm_Stored	Type	Value	Dil	Qual	Units	Appv	MDL	RDL	Text Value	Ext Qual
SREV	SP SIEVE2000	IEVE2000		1			NEED				TA

L72871-02 Tag: Measured: 11/7/2008 3:05:38 PM

Status	Parm_Stored	Type	Value	Dil	Qual	Units	Appv	MDL	RDL	Text Value	Ext Qual
SREV	SP SIEVE2000	IEVE2000		1			NEED				TA

L72871-03 Tag: Measured: 11/7/2008 5:11:16 PM

Status	Parm_Stored	Type	Value	Dil	Qual	Units	Appv	MDL	RDL	Text Value	Ext Qual
SREV	SP SIEVE2000	IEVE2000		1			NEED				TA

L72871-04 Tag: Measured: 11/7/2008 7:16:54 PM

Status	Parm_Stored	Type	Value	Dil	Qual	Units	Appv	MDL	RDL	Text Value	Ext Qual
SREV	SP SIEVE2000	IEVE2000		1			NEED				TA

L72871-05 Tag: Measured: 11/7/2008 9:22:32 PM

Status	Parm_Stored	Type	Value	Dil	Qual	Units	Appv	MDL	RDL	Text Value	Ext Qual
SREV	SP SIEVE2000	IEVE2000		1			NEED				TA

L72871-06 Tag: Measured: 11/7/2008 11:28:10 PM

Status	Parm_Stored	Type	Value	Dil	Qual	Units	Appv	MDL	RDL	Text Value	Ext Qual
SREV	SP SIEVE2000	IEVE2000		1			NEED				TA

L72871-07 Tag: Measured: 11/8/2008 1:33:48 AM

Status	Parm_Stored	Type	Value	Dil	Qual	Units	Appv	MDL	RDL	Text Value	Ext Qual
SREV	SP SIEVE2000	IEVE2000		1			NEED				TA

L72871-08 Tag: Measured: 11/8/2008 3:39:26 AM

Status	Parm_Stored	Type	Value	Dil	Qual	Units	Appv	MDL	RDL	Text Value	Ext Qual
SREV	SP SIEVE2000	IEVE2000		1			NEED				TA

L72871-09 Tag: Measured: 11/8/2008 5:45:04 AM

Status	Parm_Stored	Type	Value	Dil	Qual	Units	Appv	MDL	RDL	Text Value	Ext Qual
SREV	SP SIEVE2000	IEVE2000		1			NEED				TA

L72871-10 Tag: Measured: 11/8/2008 7:50:42 AM

Status	Parm_Stored	Type	Value	Dil	Qual	Units	Appv	MDL	RDL	Text Value	Ext Qual
SREV	SP SIEVE2000	IEVE2000		1			NEED				TA

L72871-11

Tag: Measured: 11/8/2008 9:56:20 AM

Status	Parm_Stored	Type	Value	Dil	Qual	Units	Appv	MDL	RDL	Text Value	Ext Qual
SREV	SP SIEVE2000	IEVE2000		1			NEED				TA

L72871-12

Tag: Measured: 11/8/2008 12:01:58 PM

Status	Parm_Stored	Type	Value	Dil	Qual	Units	Appv	MDL	RDL	Text Value	Ext Qual
SREV	SP SIEVE2000	IEVE2000		1			NEED				TA

L72871-13

Tag: Measured: 11/8/2008 2:07:36 PM

Status	Parm_Stored	Type	Value	Dil	Qual	Units	Appv	MDL	RDL	Text Value	Ext Qual
SREV	SP SIEVE2000	IEVE2000		1			NEED				TA

L72871-14

Tag: Measured: 11/8/2008 4:13:14 PM

Status	Parm_Stored	Type	Value	Dil	Qual	Units	Appv	MDL	RDL	Text Value	Ext Qual
SREV	SP SIEVE2000	IEVE2000		1			NEED				TA

L72871-15

Tag: Measured: 11/8/2008 6:18:52 PM

Status	Parm_Stored	Type	Value	Dil	Qual	Units	Appv	MDL	RDL	Text Value	Ext Qual
SREV	SP SIEVE2000	IEVE2000		1			NEED				TA

L72871-16

Tag: Measured: 11/8/2008 8:24:30 PM

Status	Parm_Stored	Type	Value	Dil	Qual	Units	Appv	MDL	RDL	Text Value	Ext Qual
SREV	SP SIEVE2000	IEVE2000		1			NEED				TA

L72871-17

Tag: Measured: 11/8/2008 10:30:08 PM

Status	Parm_Stored	Type	Value	Dil	Qual	Units	Appv	MDL	RDL	Text Value	Ext Qual
SREV	SP SIEVE2000	IEVE2000		1			NEED				TA

L72871-18

Tag: Measured: 11/9/2008 12:35:46 AM

Status	Parm_Stored	Type	Value	Dil	Qual	Units	Appv	MDL	RDL	Text Value	Ext Qual
SREV	SP SIEVE2000	IEVE2000		1			NEED				TA

L72872-01

Tag: Measured: 11/9/2008 2:41:24 AM

Status	Parm_Stored	Type	Value	Dil	Qual	Units	Appv	MDL	RDL	Text Value	Ext Qual
SREV	SP SIEVE2000	IEVE2000		1			NEED				

L72872-02

Tag: Measured: 11/9/2008 4:47:02 AM

Status	Parm_Stored	Type	Value	Dil	Qual	Units	Appv	MDL	RDL	Text Value	Ext Qual
SREV	SP SIEVE2000	IEVE2000		1			NEED				

L72872-03

Tag: Measured: 11/9/2008 6:52:40 AM

Status	Parm_Stored	Type	Value	Dil	Qual	Units	Appv	MDL	RDL	Text Value	Ext Qual
SREV	SP SIEVE2000	IEVE2000		1			NEED				

L72872-04 Tag: Measured: 11/9/2008 8:58:18 AM

Status	Parm_Stored	Type	Value	Dil	Qual	Units	Appv	MDL	RDL	Text Value	Ext Qual
SREV	SP SIEVE2000	IEVE2000		1			NEED				

L72872-05 Tag: Measured: 11/9/2008 11:03:56 AM

Status	Parm_Stored	Type	Value	Dil	Qual	Units	Appv	MDL	RDL	Text Value	Ext Qual
SREV	SP SIEVE2000	IEVE2000		1			NEED				

L72872-06 Tag: Measured: 11/9/2008 1:09:34 PM

Status	Parm_Stored	Type	Value	Dil	Qual	Units	Appv	MDL	RDL	Text Value	Ext Qual
SREV	SP SIEVE2000	IEVE2000		1			NEED				

L72872-07 Tag: Measured: 11/9/2008 3:15:12 PM

Status	Parm_Stored	Type	Value	Dil	Qual	Units	Appv	MDL	RDL	Text Value	Ext Qual
SREV	SP SIEVE2000	IEVE2000		1			NEED				

L72872-08 Tag: Measured: 11/9/2008 5:20:50 PM

Status	Parm_Stored	Type	Value	Dil	Qual	Units	Appv	MDL	RDL	Text Value	Ext Qual
SREV	SP SIEVE2000	IEVE2000		1			NEED				

L72872-09 Tag: Measured: 11/9/2008 7:26:28 PM

Status	Parm_Stored	Type	Value	Dil	Qual	Units	Appv	MDL	RDL	Text Value	Ext Qual
SREV	SP SIEVE2000	IEVE2000		1			NEED				

L72872-10 Tag: Measured: 11/9/2008 9:32:06 PM

Status	Parm_Stored	Type	Value	Dil	Qual	Units	Appv	MDL	RDL	Text Value	Ext Qual
SREV	SP SIEVE2000	IEVE2000		1			NEED				

L72872-11 Tag: Measured: 11/9/2008 11:37:44 PM

Status	Parm_Stored	Type	Value	Dil	Qual	Units	Appv	MDL	RDL	Text Value	Ext Qual
SREV	SP SIEVE2000	IEVE2000		1			NEED				

L72872-12 Tag: Measured: 11/10/2008 1:43:22 AM

Status	Parm_Stored	Type	Value	Dil	Qual	Units	Appv	MDL	RDL	Text Value	Ext Qual
SREV	SP SIEVE2000	IEVE2000		1			NEED				

L72872-13 Tag: Measured: 11/10/2008 3:49:00 AM

Status	Parm_Stored	Type	Value	Dil	Qual	Units	Appv	MDL	RDL	Text Value	Ext Qual
SREV	SP SIEVE2000	IEVE2000		1			NEED				

L72872-14 Tag: Measured: 11/10/2008 5:54:38 AM

Status	Parm_Stored	Type	Value	Dil	Qual	Units	Appv	MDL	RDL	Text Value	Ext Qual
SREV	SP SIEVE2000	IEVE2000		1			NEED				

L72872-15 Tag: Measured: 11/10/2008 8:00:16 AM

Status	Parm_Stored	Type	Value	Dil	Qual	Units	Appv	MDL	RDL	Text Value	Ext Qual
SREV	SP SIEVE2000	IEVE2000		1			NEED				

Soil Prep Sieve

QC List Type: I-SP-SIEVE-ALL
QCListMatClass: SOLID
Bench Sheet List: I-SP-SIEVE-ALL
QC Ref: NOQC
Group ID: SP-G-SIEVE
Method Ref: ASA No. 9 15-4.2.2
SOP Ref: SOPSO001

WG255349

ACZ Laboratories, Inc

Instrument ID: SOILSPREP
Analyst: BJL
ACZ Dept: 20
Create Date: 11/7/2008 1:06:01 PM
Start Date/Time: 11/7/08 1PM
End Date/Time: 11/10/08 8AM

SEQ	ACZ ID	Client ID	SubSX	Pri	Analysis Date	SP SIEVE 2000	SP Sieve2000	SP Sieve500	SP Sieve250	SP Sieve170	sp sieve150	SP Sieve125	SP Sieve100	SP Sieve74	SP Sieve63	SP Sieve38	Comments
1	L72871-01	ST-SB06 0-20	dry			☑	11/10/08										
2	L72871-02	ST-SB06 20-40				☑											
3	L72871-03	ST-SB06 40-60				☑											
4	L72871-04	ST-SB06 60-80				☑											
5	L72871-05	ST-SB06 80-100				☑											
6	L72871-06	ST-SB06 100-120				☑											
7	L72871-07	ST-SB06 120-140				☑											
8	L72871-08	ST-SB06 140-160				☑											
9	L72871-09	ST-SB06 160-180				☑											
10	L72871-10	ST-SB06 180-200				☑											
11	L72871-11	ST-SB06 200-220				☑											
12	L72871-12	ST-SB06 220-240				☑											
13	L72871-13	ST-SB06 240-260				☑											
14	L72871-14	ST-SB06 260-280				☑											
15	L72871-15	ST-SB06 280-300				☑											
16	L72871-16	ST-SB06 300-320				☑											
17	L72871-17	ST-SB06 300-320 D				☑											
18	L72871-18	T-SB06 260-280 MS				☑											
19	L72872-01	GWS-01-0.5				☑											
20	L72872-02	GWS-03-0.5				☑											
21	L72872-03	GWS-05-0.5				☑											
22	L72872-04	GWS-09-0.5				☑											

Report Comments:

AREV:
Initials, Date

Internal Comments

SREV:
Initials, Date

112108

Soil Prep Sieve

WG255349

ACZ Laboratories, Inc

QC List Type: I-SP-SIEVE-ALL
QCListMatClass: SOLID
Bench Sheet List: I-SP-SIEVE-ALL
QC Ref: NOQC
Group ID: SP-G-SIEVE
Method Ref: ASA No. 9 15-4.2.2
SOP Ref: SOPSO001

Instrument ID: SOILSPREP
Analyst:
ACZ Dept: 20
Create Date: 11/7/2008 1:06:01 PM
Start Date/Time:
End Date/Time:

SEQ	ACZ ID	Client ID	SubSX	Pri	Analysis Date	SP SIEVE 2000	SP Sieve2000	SP Sieve500	SP Sieve250	SP Sieve177	sp sieve150	SP Sieve125	SP Sieve100	SP Sieve74	SP Sieve63	SP Sieve38	Comments
23	L72872-05	GWS-10-0.5	dry			☑	11/10/08										
24	L72872-06	GWS-11-0.5				☑											
25	L72872-07	GWS-19-0.5				☑											
26	L72872-08	GWS-21-0.5				☑											
27	L72872-09	GWS-22-0.5				☑											
28	L72872-10	GWS-23-0.5				☑											
29	L72872-11	GWS-29-0.5				☑											
30	L72872-12	GWS-31-0.5				☑											
31	L72872-13	GWS-32-0.5				☑											
32	L72872-14	GWS-33-0.5				☑											
33	L72872-15	GWS-38-0.5				☑											

Report Comments:

AREV:
Initials, Date

Internal Comments

SREV:
Initials, Date

112108

Soil Prep Sieve

WG255349

ACZ Laboratories, Inc

QC List Type: I-SP-SIEVE-ALL
QCListMatClass: SOLID
Bench Sheet List: I-SP-SIEVE-ALL
QC Ref: NOQC
Group ID: SP-G-SIEVE
Method Ref: ASA No. 9 15-4.2.2
SOP Ref: SOPSO001

Instrument ID: SOILSPREP
Analyst:
ACZ Dept: 20
Create Date: 11/7/2008 1:06:01 PM
Start Date/Time:
End Date/Time:

Sample	Login Comments
L72871-01	JAR OF SOIL(INORG WALK-IN)
L72871-02	JAR OF SOIL(INORG WALK-IN)
L72871-03	JAR OF SOIL(INORG WALK-IN)
L72871-04	JAR OF SOIL(INORG WALK-IN)
L72871-05	JAR OF SOIL(INORG WALK-IN)
L72871-06	JAR OF SOIL(INORG WALK-IN)
L72871-07	JAR OF SOIL(INORG WALK-IN)
L72871-08	JAR OF SOIL(INORG WALK-IN)
L72871-09	JAR OF SOIL(INORG WALK-IN)
L72871-10	JAR OF SOIL(INORG WALK-IN)
L72871-11	JAR OF SOIL(INORG WALK-IN)
L72871-12	JAR OF SOIL(INORG WALK-IN)
L72871-13	JAR OF SOIL(INORG WALK-IN)
L72871-14	JAR OF SOIL(INORG WALK-IN)
L72871-15	JAR OF SOIL(INORG WALK-IN)
L72871-16	JAR OF SOIL(INORG WALK-IN)
L72871-17	JAR OF SOIL(INORG WALK-IN)
L72871-18	JAR OF SOIL(INORG WALK-IN)
L72872-01	8OZ SJ(INORG WALKIN)
L72872-02	8OZ SJ(INORG WALKIN)
L72872-03	8OZ SJ(INORG WALKIN)
L72872-04	8OZ SJ(INORG WALKIN)
L72872-05	8OZ SJ(INORG WALKIN)
L72872-06	8OZ SJ(INORG WALKIN)
L72872-07	8OZ SJ(INORG WALKIN)
L72872-08	8OZ SJ(INORG WALKIN)
L72872-09	8OZ SJ(INORG WALKIN)
L72872-10	8OZ SJ(INORG WALKIN)
L72872-11	8OZ SJ(INORG WALKIN)
L72872-12	8OZ SJ(INORG WALKIN)
L72872-13	8OZ SJ(INORG WALKIN)
L72872-14	8OZ SJ(INORG WALKIN)
L72872-15	8OZ SJ(INORG WALKIN)

Report Comments:

AREV:

Initials, Date

Internal Comments

SREV:

Initials, Date

112108

L72871 FMI Gold & Copper - Sierrita

L72871-01

Metals Analysis

Antimony, total (3050)	M6020 ICP-MS	WG255513
Arsenic, total (3050)	M6020 ICP-MS	WG255513
Barium, total (3050)	M6010B ICP	WG255523
Beryllium, total (3050)	M6010B ICP	WG255523
Cadmium, total (3050)	M6010B ICP	WG255523
Chromium, total (3050)	M6010B ICP	WG255523
Cobalt, total (3050)	M6010B ICP	WG255523
Copper, total (3050)	M6010B ICP	WG255523
Lead, total (3050)	M6020 ICP-MS	WG255994
Manganese, total (3050)	M6010B ICP	WG255523
Mercury, total	M7471A CVAA	WG255826
Mercury, total (Initial Calibration)	M7471A CVAA	WG255825
Molybdenum, total (3050)	M6010B ICP	WG255523
Nickel, total (3050)	M6010B ICP	WG255523
Selenium, total (3050)	M6020 ICP-MS	WG255513
Thallium, total (3050)	M6020 ICP-MS	WG255513
Uranium, total (3050)	M6020 ICP-MS	WG255513
Zinc, total (3050)	M6010B ICP	WG255523

Soil Analysis

Solids, Percent	CLPSOW390, PART F, D-98	WG255235

Soil Preparation

Air Dry at 34 Degrees C	USDA No. 1, 1972	WG255225
Digestion - Hot Plate	M3050B ICP-MS	WG255413
Sieve-2000 um (2.0mm)	ASA No.9, 15-4.2.2	WG255349

L72871-02

Metals Analysis

Antimony, total (3050)	M6020 ICP-MS	WG255513
Arsenic, total (3050)	M6020 ICP-MS	WG255513
Barium, total (3050)	M6010B ICP	WG255523
Beryllium, total (3050)	M6010B ICP	WG255523
Cadmium, total (3050)	M6010B ICP	WG255523
Chromium, total (3050)	M6010B ICP	WG255523
Cobalt, total (3050)	M6010B ICP	WG255523
Copper, total (3050)	M6010B ICP	WG255523
Lead, total (3050)	M6020 ICP-MS	WG255994
Manganese, total (3050)	M6010B ICP	WG255523
Mercury, total	M7471A CVAA	WG255826
Mercury, total (Initial Calibration)	M7471A CVAA	WG255825
Molybdenum, total (3050)	M6010B ICP	WG255523
Nickel, total (3050)	M6010B ICP	WG255523
Selenium, total (3050)	M6020 ICP-MS	WG255513
Thallium, total (3050)	M6020 ICP-MS	WG255513
Uranium, total (3050)	M6020 ICP-MS	WG255513
Zinc, total (3050)	M6010B ICP	WG255523

Soil Analysis

Solids, Percent	CLPSOW390, PART F, D-98	WG255235

Soil Preparation

Air Dry at 34 Degrees C	USDA No. 1, 1972	WG255225

Digestion - Hot Plate	M3050B ICP-MS	WG255413
Sieve-2000 um (2.0mm)	ASA No.9, 15-4.2.2	WG255349

L72871-03

Metals Analysis

Antimony, total (3050)	M6020 ICP-MS	WG255513
Arsenic, total (3050)	M6020 ICP-MS	WG255513
Barium, total (3050)	M6010B ICP	WG255523
Beryllium, total (3050)	M6010B ICP	WG255523
Cadmium, total (3050)	M6010B ICP	WG255523
Chromium, total (3050)	M6010B ICP	WG255523
Cobalt, total (3050)	M6010B ICP	WG255523
Copper, total (3050)	M6010B ICP	WG255523
Lead, total (3050)	M6020 ICP-MS	WG255994
Manganese, total (3050)	M6010B ICP	WG255523
Mercury, total	M7471A CVAA	WG255826
Mercury, total (Initial Calibration)	M7471A CVAA	WG255825
Molybdenum, total (3050)	M6010B ICP	WG255523
Nickel, total (3050)	M6010B ICP	WG255523
Selenium, total (3050)	M6020 ICP-MS	WG255513
Thallium, total (3050)	M6020 ICP-MS	WG255513
Uranium, total (3050)	M6020 ICP-MS	WG255513
Zinc, total (3050)	M6010B ICP	WG255523

Soil Analysis

Solids, Percent	CLPSOW390, PART F, D-98	WG255235

Soil Preparation

Air Dry at 34 Degrees C	USDA No. 1, 1972	WG255225
Digestion - Hot Plate	M3050B ICP-MS	WG255413
Sieve-2000 um (2.0mm)	ASA No.9, 15-4.2.2	WG255349

L72871-04

Metals Analysis

Antimony, total (3050)	M6020 ICP-MS	WG255513
Arsenic, total (3050)	M6020 ICP-MS	WG255513
Barium, total (3050)	M6010B ICP	WG255523
Beryllium, total (3050)	M6010B ICP	WG255523
Cadmium, total (3050)	M6010B ICP	WG255523
Chromium, total (3050)	M6010B ICP	WG255523
Cobalt, total (3050)	M6010B ICP	WG255523
Copper, total (3050)	M6010B ICP	WG255523
Lead, total (3050)	M6020 ICP-MS	WG255513
Manganese, total (3050)	M6010B ICP	WG255523
Mercury, total	M7471A CVAA	WG255826
Mercury, total (Initial Calibration)	M7471A CVAA	WG255825
Molybdenum, total (3050)	M6010B ICP	WG255523
Nickel, total (3050)	M6010B ICP	WG255523
Selenium, total (3050)	M6020 ICP-MS	WG255513
Thallium, total (3050)	M6020 ICP-MS	WG255513
Uranium, total (3050)	M6020 ICP-MS	WG255513
Zinc, total (3050)	M6010B ICP	WG255523

Soil Analysis

Solids, Percent	CLPSOW390, PART F, D-98	WG255235

Soil Preparation

Air Dry at 34 Degrees C	USDA No. 1, 1972	WG255225
Digestion - Hot Plate	M3050B ICP-MS	WG255413
Sieve-2000 um (2.0mm)	ASA No.9, 15-4.2.2	WG255349

L72871-05

Metals Analysis

Antimony, total (3050)	M6020 ICP-MS	WG255513
Arsenic, total (3050)	M6020 ICP-MS	WG255513
Barium, total (3050)	M6010B ICP	WG255523
Beryllium, total (3050)	M6010B ICP	WG255523
Cadmium, total (3050)	M6010B ICP	WG255523
Chromium, total (3050)	M6010B ICP	WG255523
Cobalt, total (3050)	M6010B ICP	WG255523
Copper, total (3050)	M6010B ICP	WG255523
Lead, total (3050)	M6020 ICP-MS	WG255513
Manganese, total (3050)	M6010B ICP	WG255523
Mercury, total	M7471A CVAA	WG255826
Mercury, total (Initial Calibration)	M7471A CVAA	WG255825
Molybdenum, total (3050)	M6010B ICP	WG255523
Nickel, total (3050)	M6010B ICP	WG255523
Selenium, total (3050)	M6020 ICP-MS	WG255513
Thallium, total (3050)	M6020 ICP-MS	WG255513
Uranium, total (3050)	M6020 ICP-MS	WG255513
Zinc, total (3050)	M6010B ICP	WG255523

Soil Analysis

Solids, Percent	CLPSOW390, PART F, D-98	WG255235

Soil Preparation

Air Dry at 34 Degrees C	USDA No. 1, 1972	WG255225
Digestion - Hot Plate	M3050B ICP-MS	WG255413
Sieve-2000 um (2.0mm)	ASA No.9, 15-4.2.2	WG255349

L72871-06

Metals Analysis

Antimony, total (3050)	M6020 ICP-MS	WG255513
Arsenic, total (3050)	M6020 ICP-MS	WG255513
Barium, total (3050)	M6010B ICP	WG255523
Beryllium, total (3050)	M6010B ICP	WG255523
Cadmium, total (3050)	M6010B ICP	WG255523
Chromium, total (3050)	M6010B ICP	WG255523
Cobalt, total (3050)	M6010B ICP	WG255523
Copper, total (3050)	M6010B ICP	WG255523
Lead, total (3050)	M6020 ICP-MS	WG255513
Manganese, total (3050)	M6010B ICP	WG255523
Mercury, total	M7471A CVAA	WG255826
Mercury, total (Initial Calibration)	M7471A CVAA	WG255825
Molybdenum, total (3050)	M6010B ICP	WG255523
Nickel, total (3050)	M6010B ICP	WG255523
Selenium, total (3050)	M6020 ICP-MS	WG255513
Thallium, total (3050)	M6020 ICP-MS	WG255513
Uranium, total (3050)	M6020 ICP-MS	WG255513
Zinc, total (3050)	M6010B ICP	WG255523

Soil Analysis

Solids, Percent	CLPSOW390, PART F, D-98	WG255235

Soil Preparation

Air Dry at 34 Degrees C	USDA No. 1, 1972	WG255225
Digestion - Hot Plate	M3050B ICP-MS	WG255413
Sieve-2000 um (2.0mm)	ASA No.9, 15-4.2.2	WG255349

L72871-07

Metals Analysis

Antimony, total (3050)	M6020 ICP-MS	WG255513
Arsenic, total (3050)	M6020 ICP-MS	WG255513
Barium, total (3050)	M6010B ICP	WG255523
Beryllium, total (3050)	M6010B ICP	WG255523
Cadmium, total (3050)	M6010B ICP	WG255523
Chromium, total (3050)	M6010B ICP	WG255523
Cobalt, total (3050)	M6010B ICP	WG255523
Copper, total (3050)	M6010B ICP	WG255523
Lead, total (3050)	M6020 ICP-MS	WG255513
Manganese, total (3050)	M6010B ICP	WG255523
Mercury, total	M7471A CVAA	WG255826
Mercury, total (Initial Calibration)	M7471A CVAA	WG255825
Molybdenum, total (3050)	M6010B ICP	WG255523
Nickel, total (3050)	M6010B ICP	WG255523
Selenium, total (3050)	M6020 ICP-MS	WG255513
Thallium, total (3050)	M6020 ICP-MS	WG255513
Uranium, total (3050)	M6020 ICP-MS	WG255513
Zinc, total (3050)	M6010B ICP	WG255523

Soil Analysis

Solids, Percent	CLPSOW390, PART F, D-98	WG255235

Soil Preparation

Air Dry at 34 Degrees C	USDA No. 1, 1972	WG255225
Digestion - Hot Plate	M3050B ICP-MS	WG255413
Sieve-2000 um (2.0mm)	ASA No.9, 15-4.2.2	WG255349

L72871-08

Metals Analysis

Antimony, total (3050)	M6020 ICP-MS	WG255513
Arsenic, total (3050)	M6020 ICP-MS	WG255513
Barium, total (3050)	M6010B ICP	WG255523
Beryllium, total (3050)	M6010B ICP	WG255523
Cadmium, total (3050)	M6010B ICP	WG255523
Chromium, total (3050)	M6010B ICP	WG255523
Cobalt, total (3050)	M6010B ICP	WG255523
Copper, total (3050)	M6010B ICP	WG255523
Lead, total (3050)	M6020 ICP-MS	WG255513
Manganese, total (3050)	M6010B ICP	WG255523
Mercury, total	M7471A CVAA	WG255826
Mercury, total (Initial Calibration)	M7471A CVAA	WG255825
Molybdenum, total (3050)	M6010B ICP	WG255523
Nickel, total (3050)	M6010B ICP	WG255523
Selenium, total (3050)	M6020 ICP-MS	WG255513
Thallium, total (3050)	M6020 ICP-MS	WG255513
Uranium, total (3050)	M6020 ICP-MS	WG255513
Zinc, total (3050)	M6010B ICP	WG255523

Soil Analysis

Solids, Percent	CLPSOW390, PART F, D-98	WG255235

Soil Preparation

Air Dry at 34 Degrees C	USDA No. 1, 1972	WG255225
Digestion - Hot Plate	M3050B ICP-MS	WG255413
Sieve-2000 um (2.0mm)	ASA No.9, 15-4.2.2	WG255349

L72871-09

Metals Analysis

Antimony, total (3050)	M6020 ICP-MS	WG255513
Arsenic, total (3050)	M6020 ICP-MS	WG255513
Barium, total (3050)	M6010B ICP	WG255523
Beryllium, total (3050)	M6010B ICP	WG255523
Cadmium, total (3050)	M6010B ICP	WG255523
Chromium, total (3050)	M6010B ICP	WG255523
Cobalt, total (3050)	M6010B ICP	WG255523
Copper, total (3050)	M6010B ICP	WG255523
Lead, total (3050)	M6020 ICP-MS	WG255513
Manganese, total (3050)	M6010B ICP	WG255523
Mercury, total	M7471A CVAA	WG255826
Mercury, total (Initial Calibration)	M7471A CVAA	WG255825
Molybdenum, total (3050)	M6010B ICP	WG255523
Nickel, total (3050)	M6010B ICP	WG255523
Selenium, total (3050)	M6020 ICP-MS	WG255513
Thallium, total (3050)	M6020 ICP-MS	WG255513
Uranium, total (3050)	M6020 ICP-MS	WG255513
Zinc, total (3050)	M6010B ICP	WG255523

Soil Analysis

Solids, Percent	CLPSOW390, PART F, D-98	WG255235

Soil Preparation

Air Dry at 34 Degrees C	USDA No. 1, 1972	WG255225
Digestion - Hot Plate	M3050B ICP-MS	WG255413
Sieve-2000 um (2.0mm)	ASA No.9, 15-4.2.2	WG255349

L72871-10

Metals Analysis

Antimony, total (3050)	M6020 ICP-MS	WG255513
Arsenic, total (3050)	M6020 ICP-MS	WG255513
Barium, total (3050)	M6010B ICP	WG255523
Beryllium, total (3050)	M6010B ICP	WG255523
Cadmium, total (3050)	M6010B ICP	WG255523
Chromium, total (3050)	M6010B ICP	WG255523
Cobalt, total (3050)	M6010B ICP	WG255523
Copper, total (3050)	M6010B ICP	WG255523
Lead, total (3050)	M6020 ICP-MS	WG255513
Manganese, total (3050)	M6010B ICP	WG255523
Mercury, total	M7471A CVAA	WG255826
Mercury, total (Initial Calibration)	M7471A CVAA	WG255825
Molybdenum, total (3050)	M6010B ICP	WG255523
Nickel, total (3050)	M6010B ICP	WG255523
Selenium, total (3050)	M6020 ICP-MS	WG255513
Thallium, total (3050)	M6020 ICP-MS	WG255513
Uranium, total (3050)	M6020 ICP-MS	WG255513
Zinc, total (3050)	M6010B ICP	WG255523

Soil Analysis

Solids, Percent	CLPSOW390, PART F, D-98	WG255235

Soil Preparation

Air Dry at 34 Degrees C	USDA No. 1, 1972	WG255225
Digestion - Hot Plate	M3050B ICP-MS	WG255413
Sieve-2000 um (2.0mm)	ASA No.9, 15-4.2.2	WG255349

L72871-11

Metals Analysis

Antimony, total (3050)	M6020 ICP-MS	WG255513
Arsenic, total (3050)	M6020 ICP-MS	WG255513
Barium, total (3050)	M6010B ICP	WG255523
Beryllium, total (3050)	M6010B ICP	WG255523
Cadmium, total (3050)	M6010B ICP	WG255523
Chromium, total (3050)	M6010B ICP	WG255523
Cobalt, total (3050)	M6010B ICP	WG255523
Copper, total (3050)	M6010B ICP	WG255523
Lead, total (3050)	M6020 ICP-MS	WG255513
Manganese, total (3050)	M6010B ICP	WG255523
Mercury, total	M7471A CVAA	WG255826
Mercury, total (Initial Calibration)	M7471A CVAA	WG255825
Molybdenum, total (3050)	M6010B ICP	WG255523
Nickel, total (3050)	M6010B ICP	WG255523
Selenium, total (3050)	M6020 ICP-MS	WG255513
Thallium, total (3050)	M6020 ICP-MS	WG255513
Uranium, total (3050)	M6020 ICP-MS	WG255513
Zinc, total (3050)	M6010B ICP	WG255523

Soil Analysis

Solids, Percent	CLPSOW390, PART F, D-98	WG255235

Soil Preparation

Air Dry at 34 Degrees C	USDA No. 1, 1972	WG255225
Digestion - Hot Plate	M3050B ICP-MS	WG255413
Sieve-2000 um (2.0mm)	ASA No.9, 15-4.2.2	WG255349

L72871-12

Metals Analysis

Antimony, total (3050)	M6020 ICP-MS	WG255513
Arsenic, total (3050)	M6020 ICP-MS	WG255513
Barium, total (3050)	M6010B ICP	WG255523
Beryllium, total (3050)	M6010B ICP	WG255523
Cadmium, total (3050)	M6010B ICP	WG255523
Chromium, total (3050)	M6010B ICP	WG255523
Cobalt, total (3050)	M6010B ICP	WG255523
Copper, total (3050)	M6010B ICP	WG255523
Lead, total (3050)	M6020 ICP-MS	WG255513
Manganese, total (3050)	M6010B ICP	WG255523
Mercury, total	M7471A CVAA	WG255826
Mercury, total (Initial Calibration)	M7471A CVAA	WG255825
Molybdenum, total (3050)	M6010B ICP	WG255523
Nickel, total (3050)	M6010B ICP	WG255523
Selenium, total (3050)	M6020 ICP-MS	WG255513
Thallium, total (3050)	M6020 ICP-MS	WG255513
Uranium, total (3050)	M6020 ICP-MS	WG255513

Zinc, total (3050)	M6010B ICP	WG255523

Soil Analysis

Solids, Percent	CLPSOW390, PART F, D-98	WG255235

Soil Preparation

Air Dry at 34 Degrees C	USDA No. 1, 1972	WG255225
Digestion - Hot Plate	M3050B ICP-MS	WG255413
Sieve-2000 um (2.0mm)	ASA No.9, 15-4.2.2	WG255349

L72871-13

Metals Analysis

Antimony, total (3050)	M6020 ICP-MS	WG255513
Arsenic, total (3050)	M6020 ICP-MS	WG255513
Barium, total (3050)	M6010B ICP	WG255523
Beryllium, total (3050)	M6010B ICP	WG255523
Cadmium, total (3050)	M6010B ICP	WG255523
Chromium, total (3050)	M6010B ICP	WG255523
Cobalt, total (3050)	M6010B ICP	WG255523
Copper, total (3050)	M6010B ICP	WG255523
Lead, total (3050)	M6020 ICP-MS	WG255994
Manganese, total (3050)	M6010B ICP	WG255523
Mercury, total	M7471A CVAA	WG255826
Mercury, total (Initial Calibration)	M7471A CVAA	WG255825
Molybdenum, total (3050)	M6010B ICP	WG255523
Nickel, total (3050)	M6010B ICP	WG255523
Selenium, total (3050)	M6020 ICP-MS	WG255513
Thallium, total (3050)	M6020 ICP-MS	WG255513
Uranium, total (3050)	M6020 ICP-MS	WG255513
Zinc, total (3050)	M6010B ICP	WG255523

Soil Analysis

Solids, Percent	CLPSOW390, PART F, D-98	WG255235

Soil Preparation

Air Dry at 34 Degrees C	USDA No. 1, 1972	WG255225
Digestion - Hot Plate	M3050B ICP-MS	WG255413
Sieve-2000 um (2.0mm)	ASA No.9, 15-4.2.2	WG255349

L72871-14

Metals Analysis

Antimony, total (3050)	M6020 ICP-MS	WG255513
Arsenic, total (3050)	M6020 ICP-MS	WG255513
Barium, total (3050)	M6010B ICP	WG255523
Beryllium, total (3050)	M6010B ICP	WG255523
Cadmium, total (3050)	M6010B ICP	WG255523
Chromium, total (3050)	M6010B ICP	WG255523
Cobalt, total (3050)	M6010B ICP	WG255523
Copper, total (3050)	M6010B ICP	WG255523
Lead, total (3050)	M6020 ICP-MS	WG255513
Manganese, total (3050)	M6010B ICP	WG255523
Mercury, total	M7471A CVAA	WG255826
Mercury, total (Initial Calibration)	M7471A CVAA	WG255825
Molybdenum, total (3050)	M6010B ICP	WG255523
Nickel, total (3050)	M6010B ICP	WG255523
Selenium, total (3050)	M6020 ICP-MS	WG255513
Thallium, total (3050)	M6020 ICP-MS	WG255513

Uranium, total (3050)	M6020 ICP-MS	WG255513
Zinc, total (3050)	M6010B ICP	WG255523

Soil Analysis

Solids, Percent	CLPSOW390, PART F, D-98	WG255235

Soil Preparation

Air Dry at 34 Degrees C	USDA No. 1, 1972	WG255225
Digestion - Hot Plate	M3050B ICP-MS	WG255413
Sieve-2000 um (2.0mm)	ASA No.9, 15-4.2.2	WG255349

L72871-15

Metals Analysis

Antimony, total (3050)	M6020 ICP-MS	WG255513
Arsenic, total (3050)	M6020 ICP-MS	WG255513
Barium, total (3050)	M6010B ICP	WG255523
Beryllium, total (3050)	M6010B ICP	WG255523
Cadmium, total (3050)	M6010B ICP	WG255523
Chromium, total (3050)	M6010B ICP	WG255523
Cobalt, total (3050)	M6010B ICP	WG255523
Copper, total (3050)	M6010B ICP	WG255523
Lead, total (3050)	M6020 ICP-MS	WG255513
Manganese, total (3050)	M6010B ICP	WG255523
Mercury, total	M7471A CVAA	WG255826
Mercury, total (Initial Calibration)	M7471A CVAA	WG255825
Molybdenum, total (3050)	M6010B ICP	WG255523
Nickel, total (3050)	M6010B ICP	WG255523
Selenium, total (3050)	M6020 ICP-MS	WG255513
Thallium, total (3050)	M6020 ICP-MS	WG255513
Uranium, total (3050)	M6020 ICP-MS	WG255513
Zinc, total (3050)	M6010B ICP	WG255523

Soil Analysis

Solids, Percent	CLPSOW390, PART F, D-98	WG255235

Soil Preparation

Air Dry at 34 Degrees C	USDA No. 1, 1972	WG255225
Digestion - Hot Plate	M3050B ICP-MS	WG255413
Sieve-2000 um (2.0mm)	ASA No.9, 15-4.2.2	WG255349

L72871-16

Metals Analysis

Antimony, total (3050)	M6020 ICP-MS	WG255513
Arsenic, total (3050)	M6020 ICP-MS	WG255513
Barium, total (3050)	M6010B ICP	WG255523
Beryllium, total (3050)	M6010B ICP	WG255523
Cadmium, total (3050)	M6010B ICP	WG255523
Chromium, total (3050)	M6010B ICP	WG255523
Cobalt, total (3050)	M6010B ICP	WG255523
Copper, total (3050)	M6010B ICP	WG255523
Lead, total (3050)	M6020 ICP-MS	WG255513
Manganese, total (3050)	M6010B ICP	WG255523
Mercury, total	M7471A CVAA	WG255826
Mercury, total (Initial Calibration)	M7471A CVAA	WG255825
Molybdenum, total (3050)	M6010B ICP	WG255523
Nickel, total (3050)	M6010B ICP	WG255523
Selenium, total (3050)	M6020 ICP-MS	WG255513

Thallium, total (3050)	M6020 ICP-MS	WG255513
Uranium, total (3050)	M6020 ICP-MS	WG255513
Zinc, total (3050)	M6010B ICP	WG255523

Soil Analysis

Solids, Percent	CLPSOW390, PART F, D-98	WG255235

Soil Preparation

Air Dry at 34 Degrees C	USDA No. 1, 1972	WG255225
Digestion - Hot Plate	M3050B ICP-MS	WG255413
Sieve-2000 um (2.0mm)	ASA No.9, 15-4.2.2	WG255349

L72871-17

Metals Analysis

Antimony, total (3050)	M6020 ICP-MS	WG255513
Arsenic, total (3050)	M6020 ICP-MS	WG255513
Barium, total (3050)	M6010B ICP	WG255523
Beryllium, total (3050)	M6010B ICP	WG255523
Cadmium, total (3050)	M6010B ICP	WG255523
Chromium, total (3050)	M6010B ICP	WG255523
Cobalt, total (3050)	M6010B ICP	WG255523
Copper, total (3050)	M6010B ICP	WG255523
Lead, total (3050)	M6020 ICP-MS	WG255513
Manganese, total (3050)	M6010B ICP	WG255523
Mercury, total	M7471A CVAA	WG255826
Mercury, total (Initial Calibration)	M7471A CVAA	WG255825
Molybdenum, total (3050)	M6010B ICP	WG255523
Nickel, total (3050)	M6010B ICP	WG255523
Selenium, total (3050)	M6020 ICP-MS	WG255513
Thallium, total (3050)	M6020 ICP-MS	WG255513
Uranium, total (3050)	M6020 ICP-MS	WG255513
Zinc, total (3050)	M6010B ICP	WG255523

Soil Analysis

Solids, Percent	CLPSOW390, PART F, D-98	WG255235

Soil Preparation

Air Dry at 34 Degrees C	USDA No. 1, 1972	WG255225
Digestion - Hot Plate	M3050B ICP-MS	WG255413
Sieve-2000 um (2.0mm)	ASA No.9, 15-4.2.2	WG255349

L72871-18

Metals Analysis

Antimony, total (3050)	M6020 ICP-MS	WG255513
Arsenic, total (3050)	M6020 ICP-MS	WG255513
Barium, total (3050)	M6010B ICP	WG255523
Beryllium, total (3050)	M6010B ICP	WG255523
Cadmium, total (3050)	M6010B ICP	WG255523
Chromium, total (3050)	M6010B ICP	WG255523
Cobalt, total (3050)	M6010B ICP	WG255523
Copper, total (3050)	M6010B ICP	WG255523
Lead, total (3050)	M6020 ICP-MS	WG255513
Manganese, total (3050)	M6010B ICP	WG255523
Mercury, total	M7471A CVAA	WG255826
Mercury, total (Initial Calibration)	M7471A CVAA	WG255825
Molybdenum, total (3050)	M6010B ICP	WG255523
Nickel, total (3050)	M6010B ICP	WG255523

Selenium, total (3050)	M6020 ICP-MS	WG255513
Thallium, total (3050)	M6020 ICP-MS	WG255513
Uranium, total (3050)	M6020 ICP-MS	WG255513
Zinc, total (3050)	M6010B ICP	WG255523

Soil Analysis

Solids, Percent	CLPSOW390, PART F, D-98	WG255235

Soil Preparation

Air Dry at 34 Degrees C	USDA No. 1, 1972	WG255225
Digestion - Hot Plate	M3050B ICP-MS	WG255413
Sieve-2000 um (2.0mm)	ASA No.9, 15-4.2.2	WG255349

ACZ Laboratories, Inc.

2773 Downhill Drive Steamboat Springs, CO 80487 (800) 334-5493

Sample Receipt

FMI Gold & Copper - Sierrita
OJ07R9

ACZ Project ID: L72871
Date Received: 11/5/2008
Received By:
Date Printed: 11/5/2008

Receipt Verification

	YES	NO	NA
1) Does this project require special handling procedures such as CLP protocol?			X
2) Are the custody seals on the cooler intact?	X		
3) Are the custody seals on the sample containers intact?			X
4) Is there a Chain of Custody or other directive shipping papers present?	X		
5) Is the Chain of Custody complete?	X		
6) Is the Chain of Custody in agreement with the samples received?	X		
7) Is there enough sample for all requested analyses?	X		
8) Are all samples within holding times for requested analyses?	X		
9) Were all sample containers received intact?	X		
10) Are the temperature blanks present?			X
11) Is the trip blank for Cyanide present?			X
12) Is the trip blank for VOA present?			X
13) Are samples requiring no headspace, headspace free?			X
14) Do the samples that require a Foreign Soils Permit have one?			X

Exceptions: If you answered no to any of the above questions, please describe

N/A

Contact (For any discrepancies, the client must be contacted)

N/A

Shipping Containers

Cooler Id	Temp (°C)	Rad (µR/hr)
2450	2.4	15
2925	4.1	15

Client must contact ACZ Project Manager if analysis should not proceed for samples received outside of thermal preservation acceptance criteria.

Notes

ACZ Laboratories, Inc.
2773 Downhill Drive Steamboat Springs, CO 80487 (800) 334-5493

Sample Receipt

FMI Gold & Copper - Sierrita
OJ07R9

ACZ Project ID: L72871
Date Received: 11/5/2008
Received By:

Sample Container Preservation

SAMPLE	CLIENT ID	R < 2	G < 2	BK < 2	Y< 2	YG< 2	B< 2	O < 2	T >12	N/A	RAD	ID
L72871-01	ST-SB06 0-20									X		
L72871-02	ST-SB06 20-40									X		
L72871-03	ST-SB06 40-60									X		
L72871-04	ST-SB06 60-80									X		
L72871-05	ST-SB06 80-100									X		
L72871-06	ST-SB06 100-120									X		
L72871-07	ST-SB06 120-140									X		
L72871-08	ST-SB06 140-160									X		
L72871-09	ST-SB06 160-180									X		
L72871-10	ST-SB06 180-200									X		
L72871-11	ST-SB06 200-220									X		
L72871-12	ST-SB06 220-240									X		
L72871-13	ST-SB06 240-260									X		
L72871-14	ST-SB06 260-280									X		
L72871-15	ST-SB06 280-300									X		
L72871-16	ST-SB06 300-320									X		
L72871-17	ST-SB06 300-320 D									X		
L72871-18	ST-SB06 260-280 MSD									X		

Sample Container Preservation Legend

Abbreviation	Description	Container Type	Preservative/Limits
R	Raw/Nitric	RED	pH must be < 2
B	Filtered/Sulfuric	BLUE	pH must be < 2
BK	Filtered/Nitric	BLACK	pH must be < 2
G	Filtered/Nitric	GREEN	pH must be < 2
O	Raw/Sulfuric	ORANGE	pH must be < 2
P	Raw/NaOH	PURPLE	pH must be > 12 *
T	Raw/NaOH Zinc Acetate	TAN	pH must be > 12
Y	Raw/Sulfuric	YELLOW	pH must be < 2
YG	Raw/Sulfuric	YELLOW GLASS	pH must be < 2
N/A	No preservative needed	Not applicable	
RAD	Gamma/Beta dose rate	Not applicable	must be < 250 µR/hr

* pH check performed by analyst prior to sample preparation

Sample IDs Reviewed By: _____

ACZ Laboratories, Inc. L72871

2773 Downhill Drive Steamboat Springs, CO 80487 (800) 334-5493

CHAIN of CUSTODY

Report to:

Name: Ned Hall
Company: FMI-Sierrita
E-mail: Ned_Hall@FMI.com
Address: 6200 W. Duval Mine Rd, Green Valley, AZ 85614
Telephone: 520-648-8857

Copy of Report to:

Name: Rick Smith & Steven Vaughn
Company: URS Corp.
E-mail: Rick_Smith@Urscorp.com
Telephone: Steven_Vaughn@Urscorp.com

Invoice to:

Name: Ned Hall
Company: FMI Sierrita
E-mail: Ned_Hall@FMI.com
Address: 6200 W. Duval Mine Rd, Green Valley, AZ 85614
Telephone: 520-648-8857

If sample(s) received past holding time (HT), or if insufficient HT remains to complete analysis before expiration, shall ACZ proceed with requested short HT analyses? YES [ ] NO [ ]
If "NO" then ACZ will contact client for further instruction. If neither "YES" nor "NO" is indicated, ACZ will proceed with the requested analyses, even if HT is expired, and data will be qualified.

PROJECT INFORMATION

Quote #:
Project/PO #: 0J07R9
Reporting state for compliance testing:
Sampler's Name: Polly Ready
Are any samples NRC licensable material? NO

ANALYSES REQUESTED *(attach list or use quote number)*

SAMPLE IDENTIFICATION	DATE:TIME	Matrix	# of Containers	See Attached 0J07R9							
ST-SB06 0-20	10/21/08 1148	SO	1	X							
ST-SB06 20-40	10/21/08 1437	SO	1	X							
ST-SB06 40-60	10/22/08 0907	SO	1	X							
ST-SB06 60-80	10/22/08 1027	SO	1	X							
ST-SB06 80-100	10/23/08 0952	SO	1	X							
ST-SB06 100-120	10/23/08 1032	SO	1	X							
ST-SB06 120-140	10/23/08 1107	SO	1	X							
ST-SB06 140-160	10/23/08 1337	SO	1	X							
ST-SB06 160-180	10/23/08 1452	SO	1	X							
ST-SB06 180-200	10/23/08 0927	SO	1	X							

Matrix: SW (Surface Water) · GW (Ground Water) · WW (Waste Water) · DW (Drinking Water) · SL (Sludge) · SO (Soil) · OL (Oil) · Other

REMARKS/ SAMPLE DISCLOSURES

FedEX: 7911 8116 3155
7980 5554 3295

PAGE 1 of 2

Please refer to ACZ's terms & conditions located on the reverse side of this COC.

RELINQUISHED BY:	DATE:TIME	RECEIVED BY:	DATE:TIME
Polly Ready	11/4/08 1525	LPL	11-5-08 10:37

FRMAD050.03.05.02 White - Return with sample. Yellow - Retain for your records.

ACZ Laboratories, Inc. L7 2871

2773 Downhill Drive Steamboat Springs, CO 80487 (800) 334-5493

CHAIN of CUSTODY

Report to:

Name: Ned Hall
Company: FMI - Sierrita
E-mail: Ned_Hall@FMI.com
Address: 6200 W. Duval Mine Rd Green Valley, Az 85614
Telephone: 520-648-8857

Copy of Report to:

Name: Rick Smith & Steven Vaughn
Company: URS Corp
E-mail: Rick_Smith@urscorp.com
Telephone: Steven_Vaughn@urscorp.com

Invoice to:

Name: Ned Hall
Company: FMI - Sierrita
E-mail: Ned_Hall@FMI.com
Address: 6200 W. Duval Mine Rd Green Valley Az 85614
Telephone: 520-648-8857

If sample(s) received past holding time (HT), or if insufficient HT remains to complete analysis before expiration, shall ACZ proceed with requested short HT analyses? YES [ ] NO [ ]
If "NO" then ACZ will contact client for further instruction. If neither "YES" nor "NO" is indicated, ACZ will proceed with the requested analyses, even if HT is expired, and data will be qualified.

PROJECT INFORMATION

Quote #:
Project/PO #: OJ07R9
Reporting state for compliance testing:
Sampler's Name: Polly Ready
Are any samples NRC licensable material? NO

ANALYSES REQUESTED *(attach list or use quote number)*

SAMPLE IDENTIFICATION	DATE:TIME	Matrix	# of Containers	See Attached OJ07R9							
ST-SB06-200-220	10/24/08 1147	SO	1	X							
ST-SB06-220-240	10/24/08 1458	SO	1	X							
ST-SB06-240-260	10/25/08 1012	SO	1	X							
ST-SB06-260-280	10/26/08 0907	SO	1	X							
ST-SB06-280-300	10/28/08 0947	SO	1	X							
ST-SB06-300-320	10/28/08 1352	SO	1	X							
~~ST-SB06-320-330~~	~~10/28/08 1412~~	~~SO~~	~~1~~								
ST-SB06-300-320 D	10/28/08 1352	SO	1	X							
ST-SB06-260-280 MSD	10/26/08 0907	SO	1	X							

on 10/28/08

RS

Matrix: SW (Surface Water) · GW (Ground Water) · WW (Waste Water) · DW (Drinking Water) · SL (Sludge) · SO (Soil) · OL (Oil) · Other

REMARKS/ SAMPLE DISCLOSURES

FedEX 7911 8116 3155
7980 5554 3295

PAGE 2 of 2

Please refer to ACZ's terms & conditions located on the reverse side of this COC.

RELINQUISHED BY:	DATE:TIME	RECEIVED BY:	DATE:TIME
Polly Ready	11/4/08 1525	WPL	11-5-08 10:37

FRMAD050.03.05.02 White - Return with sample. Yellow - Retain for your records.

FREEPORT-MCMORAN COPPER & GOLD

Phelps Dodge is a Freeport-McMoRan Company

Order No. OJ07R9

Issued on Fri, 11 Jul, 2008
Created on Fri, 11 Jul, 2008 by ariba system

Contractor:
ACZ LABORATORIES INC | 01250A | STEAMBOAT SPRINGS
2773 DOWNHILL DR
STEAMBOAT SPRINGS, CO 80487
United States
Phone: 1970-879-6590
Fax: 1970-879-2216

Company: FREEPORT-MCMORAN SIERRITA INC

Services to be performed at:
FREEPORT-MCMORAN SIERRITA INC
04 MILL WAREHOUSE 6200 W DUVAL MINE RD
Green Valley, AZ 85614
United States

Company Contact:
Edward L Hall Tel: (505) 537-4237

Invoices to be shipped to:
FREEPORT-MCMORAN SIERRITA INC
Accounts Payable PO Box 2671
Phoenix, AZ 85002
United States

Work Order/Project #:
Unique Name: PR1690000
Cost Center:
Department Name: Alloc Environmental
Expense Element:
Account Name: Outside Svcs - Assay

Contract Administrator: ROBERT LOYD
Phone:
Fax:
Email: robert_loyd@fmi.com

Item	Description	Extended Amount
1	**Envrionmental soil testing at ACZ (contract ...**	$87,000.00USD
	Envrionmental soil testing at ACZ (contract laboratory) for Sierrita Voluntary Remediation Program	

Phelps Dodge Stock Code:
Delivery Method: UPS
Requester: EDWARD L HALL
Freight Coding: Destination, Freight Collect
Phelps Dodge Stock Code:
ID: 010402
Form:
PR No.: PR438560
Contract: MS0214
Payment Terms: Net amount in 33 days, no discount
Tax Rate: 0.0000000000%
Tax Amount: $0.00USD

Total	$87,000.00USD

ACZ Laboratories, Inc.
2773 Downhill Drive Steamboat Springs, CO 80487 (800) 334-5493

Analytical Report

October 22, 2008

Report to:
Ned Hall
FMI Gold & Copper - Sierrita
P.O. Box 527 6200 W. Duval Mine Rd.
Green Valley, AZ 85622-0527

Bill to:
Accounts Payable
FMI Gold & Copper - Sierrita
P.O. Box 2671
Phoenix, AZ 85002-2671

cc: Rick Smith, Steve Vaughn

Project ID: OJ07R9
ACZ Project ID: L72200

Ned Hall:

Enclosed are the analytical results for sample(s) submitted to ACZ Laboratories, Inc. (ACZ) on October 02, 2008. This project has been assigned to ACZ's project number, L72200. Please reference this number in all future inquiries.

All analyses were performed according to ACZ's Quality Assurance Plan, version 12.0. The enclosed results relate only to the samples received under L72200. Each section of this report has been reviewed and approved by the appropriate Laboratory Supervisor, or a qualified substitute.

Except as noted, the test results for the methods and parameters listed on ACZ's current NELAC certificate letter (#ACZ) meet all requirements of NELAC.

This report shall be used or copied only in its entirety. ACZ is not responsible for the consequences arising from the use of a partial report.

All samples and sub-samples associated with this project will be disposed of after November 22, 2008. If the samples are determined to be hazardous, additional charges apply for disposal (typically less than $10/sample). If you would like the samples to be held longer than ACZ's stated policy or to be returned, please contact your Project Manager or Customer Service Representative for further details and associated costs. ACZ retains analytical reports for five years.

If you have any questions or other needs, please contact your Project Manager.

S. Habermehl

Scott Habermehl has reviewed
and approved this report.

ACZ Laboratories, Inc.
2773 Downhill Drive Steamboat Springs, CO 80487 (800) 334-5493

Inorganic Analytical Results

FMI Gold & Copper - Sierrita
Project ID: OJ07R9
Sample ID: ROLL OFFS 885 910A

ACZ Sample ID: ***L72200-01***
Date Sampled: *09/30/08 14:00*
Date Received: *10/02/08*
Sample Matrix: *Soil*

Inorganic Prep

Parameter	EPA Method	Result	Qual	XQ	Units	MDL	PQL	Date	Analyst
Total Hot Plate Digestion	M3010A ICP							10/15/08 14:24	jws

Metals Analysis

Parameter	EPA Method	Result	Qual	XQ	Units	MDL	PQL	Date	Analyst
Arsenic (TCLP)	M6010B ICP		U	*	mg/L	0.04	0.2	10/18/08 0:17	ear
Barium (TCLP)	M6010B ICP	0.385		*	mg/L	0.003	0.02	10/18/08 0:17	ear
Cadmium (TCLP)	M6010B ICP		U	*	mg/L	0.005	0.02	10/18/08 0:17	ear
Chromium (TCLP)	M6010B ICP		U	*	mg/L	0.01	0.05	10/18/08 0:17	ear
Lead (TCLP)	M6010B ICP		U	*	mg/L	0.04	0.2	10/18/08 0:17	ear
Mercury (TCLP)	M7470 CVAA		U	*	mg/L	0.0002	0.001	10/21/08 13:42	pmc
Selenium (TCLP)	M6010B ICP		U	*	mg/L	0.04	0.2	10/18/08 0:17	ear
Silver (TCLP)	M6010B ICP		U	*	mg/L	0.01	0.03	10/18/08 0:17	ear

Soil Preparation

Parameter	EPA Method	Result	Qual	XQ	Units	MDL	PQL	Date	Analyst
TCLP Metal Extraction	M1311							10/14/08 2:51	mjc

Arizona license number: AZ0102

** Please refer to Qualifier Reports for details.*

Report Header Explanations

Batch	A distinct set of samples analyzed at a specific time
Found	Value of the QC Type of interest
Limit	Upper limit for RPD, in %.
Lower	Lower Recovery Limit, in % (except for LCSS, mg/Kg)
MDL	Method Detection Limit. Same as Minimum Reporting Limit. Allows for instrument and annual fluctuations.
PCN/SCN	A number assigned to reagents/standards to trace to the manufacturer's certificate of analysis
PQL	Practical Quantitation Limit, typically 5 times the MDL.
QC	True Value of the Control Sample or the amount added to the Spike
Rec	Amount of the true value or spike added recovered, in % (except for LCSS, mg/Kg)
RPD	Relative Percent Difference, calculation used for Duplicate QC Types
Upper	Upper Recovery Limit, in % (except for LCSS, mg/Kg)
Sample	Value of the Sample of interest

QC Sample Types

AS	Analytical Spike (Post Digestion)	*LCSWD*	Laboratory Control Sample - Water Duplicate
ASD	Analytical Spike (Post Digestion) Duplicate	*LFB*	Laboratory Fortified Blank
CCB	Continuing Calibration Blank	*LFM*	Laboratory Fortified Matrix
CCV	Continuing Calibration Verification standard	*LFMD*	Laboratory Fortified Matrix Duplicate
DUP	Sample Duplicate	*LRB*	Laboratory Reagent Blank
ICB	Initial Calibration Blank	*MS*	Matrix Spike
ICV	Initial Calibration Verification standard	*MSD*	Matrix Spike Duplicate
ICSAB	Inter-element Correction Standard - A plus B solutions	*PBS*	Prep Blank - Soil
LCSS	Laboratory Control Sample - Soil	*PBW*	Prep Blank - Water
LCSSD	Laboratory Control Sample - Soil Duplicate	*PQV*	Practical Quantitation Verification standard
LCSW	Laboratory Control Sample - Water	*SDL*	Serial Dilution

QC Sample Type Explanations

Blanks	Verifies that there is no or minimal contamination in the prep method or calibration procedure.
Control Samples	Verifies the accuracy of the method, including the prep procedure.
Duplicates	Verifies the precision of the instrument and/or method.
Spikes/Fortified Matrix	Determines sample matrix interferences, if any.
Standard	Verifies the validity of the calibration.

ACZ Qualifiers (Qual)

B	Analyte concentration detected at a value between MDL and PQL.
H	Analysis exceeded method hold time. pH is a field test with an immediate hold time.
U	The material was analyzed for, but was not detected above the level of the associated value. The associated value is either the sample quantitation limit or the sample detection limit.

Method References

(1) EPA 600/4-83-020. Methods for Chemical Analysis of Water and Wastes, March 1983.
(2) EPA 600/R-93-100. Methods for the Determination of Inorganic Substances in Environmental Samples, August 1993.
(3) EPA 600/R-94-111. Methods for the Determination of Metals in Environmental Samples - Supplement I, May 1994.
(5) EPA SW-846. Test Methods for Evaluating Solid Waste, Third Edition with Update III, December 1996.
(6) Standard Methods for the Examination of Water and Wastewater, 19th edition, 1995.

Comments

(1) QC results calculated from raw data. Results may vary slightly if the rounded values are used in the calculations.
(2) Soil, Sludge, and Plant matrices for Inorganic analyses are reported on a dry weight basis.
(3) Animal matrices for Inorganic analyses are reported on an "as received" basis.

FMI Gold & Copper - Sierrita
Project ID: OJ07R9

ACZ Project ID: ***L72200***

Arsenic (TCLP) M6010B ICP

ACZ ID	Type	Analyzed	PCN/SCN	QC	Sample	Found	Units	Rec	Lower	Upper	RPD	Limit	Qual
WG254017													
WG254017ICV	ICV	10/17/08 23:48	II080820-1	4		3.948	mg/L	98.7	90	110			
WG254017ICB	ICB	10/17/08 23:52				U	mg/L		-0.12	0.12			
WG253631PBS	PBS	10/18/08 0:06				U	mg/L		-0.12	0.12			
L72194-01DUP	DUP	10/18/08 0:13			U	U	mg/L				0	20	RA
L72200-01MS	MS	10/18/08 0:24	IITCLPSPIK	1	U	.953	mg/L	95.3	75	125			
L72200-01MSD	MSD	10/18/08 0:28	IITCLPSPIK	1	U	.927	mg/L	92.7	75	125	2.77	20	

Barium (TCLP) M6010B ICP

ACZ ID	Type	Analyzed	PCN/SCN	QC	Sample	Found	Units	Rec	Lower	Upper	RPD	Limit	Qual
WG254017													
WG254017ICV	ICV	10/17/08 23:48	II080820-1	2		1.989	mg/L	99.5	90	110			
WG254017ICB	ICB	10/17/08 23:52				U	mg/L		-0.009	0.009			
WG253631PBS	PBS	10/18/08 0:06				.0232	mg/L		-0.009	0.009			B5
L72194-01DUP	DUP	10/18/08 0:13			.16	.1369	mg/L				15.6	20	
L72200-01MS	MS	10/18/08 0:24	IITCLPSPIK	20.5	.385	20.1405	mg/L	96.4	75	125			
L72200-01MSD	MSD	10/18/08 0:28	IITCLPSPIK	20.5	.385	20.0254	mg/L	95.8	75	125	0.57	20	

Cadmium (TCLP) M6010B ICP

ACZ ID	Type	Analyzed	PCN/SCN	QC	Sample	Found	Units	Rec	Lower	Upper	RPD	Limit	Qual
WG254017													
WG254017ICV	ICV	10/17/08 23:48	II080820-1	2		1.8979	mg/L	94.9	90	110			
WG254017ICB	ICB	10/17/08 23:52				U	mg/L		-0.015	0.015			
WG253631PBS	PBS	10/18/08 0:06				U	mg/L		-0.015	0.015			
L72194-01DUP	DUP	10/18/08 0:13			U	U	mg/L				0	20	RA
L72200-01MS	MS	10/18/08 0:24	IITCLPSPIK	.5	U	.4682	mg/L	93.6	75	125			
L72200-01MSD	MSD	10/18/08 0:28	IITCLPSPIK	.5	U	.4662	mg/L	93.2	75	125	0.43	20	

Chromium (TCLP) M6010B ICP

ACZ ID	Type	Analyzed	PCN/SCN	QC	Sample	Found	Units	Rec	Lower	Upper	RPD	Limit	Qual
WG254017													
WG254017ICV	ICV	10/17/08 23:48	II080820-1	2		1.891	mg/L	94.6	90	110			
WG254017ICB	ICB	10/17/08 23:52				U	mg/L		-0.03	0.03			
WG253631PBS	PBS	10/18/08 0:06				U	mg/L		-0.03	0.03			
L72194-01DUP	DUP	10/18/08 0:13			U	U	mg/L				0	20	RA
L72200-01MS	MS	10/18/08 0:24	IITCLPSPIK	.5	U	.47	mg/L	94	75	125			
L72200-01MSD	MSD	10/18/08 0:28	IITCLPSPIK	.5	U	.463	mg/L	92.6	75	125	1.5	20	

Lead (TCLP) M6010B ICP

ACZ ID	Type	Analyzed	PCN/SCN	QC	Sample	Found	Units	Rec	Lower	Upper	RPD	Limit	Qual
WG254017													
WG254017ICV	ICV	10/17/08 23:48	II080820-1	4		3.815	mg/L	95.4	90	110			
WG254017ICB	ICB	10/17/08 23:52				U	mg/L		-0.12	0.12			
WG253631PBS	PBS	10/18/08 0:06				U	mg/L		-0.12	0.12			
L72194-01DUP	DUP	10/18/08 0:13			U	U	mg/L				0	20	RA
L72200-01MS	MS	10/18/08 0:24	IITCLPSPIK	1	U	.947	mg/L	94.7	75	125			
L72200-01MSD	MSD	10/18/08 0:28	IITCLPSPIK	1	U	.957	mg/L	95.7	75	125	1.05	20	

FMI Gold & Copper - Sierrita
Project ID: OJ07R9

ACZ Project ID: ***L72200***

Mercury (TCLP) M7470 CVAA

ACZ ID	Type	Analyzed	PCN/SCN	QC	Sample	Found	Units	Rec	Lower	Upper	RPD	Limit	Qual
WG254171													
WG254171ICV	ICV	10/21/08 13:24	II081015-2	.005		.00547	mg/L	109.4	90	110			
WG254171ICB	ICB	10/21/08 13:27				U	mg/L		-0.0006	0.0006			
WG254171PBW	PBW	10/21/08 13:29				U	mg/L		-0.00044	0.00044			
WG254171LCSW	LCSW	10/21/08 13:32	II081015-2	.005		.00525	mg/L	105	85	115			
WG253631PBS	PBS	10/21/08 13:34				U	mg/Kg		-0.0006	0.0006			
L72194-01DUP	DUP	10/21/08 13:39			U	U	mg/L				0	20	RA
L72200-01MS	MS	10/21/08 13:44	II080924-2	.002	U	.00201	mg/L	100.5	85	115			
L72200-01MSD	MSD	10/21/08 13:46	II080924-2	.002	U	.002	mg/L	100	85	115	0.5	20	

Selenium (TCLP) M6010B ICP

ACZ ID	Type	Analyzed	PCN/SCN	QC	Sample	Found	Units	Rec	Lower	Upper	RPD	Limit	Qual
WG254017													
WG254017ICV	ICV	10/17/08 23:48	II080820-1	4		3.961	mg/L	99	90	110			
WG254017ICB	ICB	10/17/08 23:52				U	mg/L		-0.12	0.12			
WG253631PBS	PBS	10/18/08 0:06				U	mg/L		-0.12	0.12			
L72194-01DUP	DUP	10/18/08 0:13			U	U	mg/L				0	20	RA
L72200-01MS	MS	10/18/08 0:24	IITCLPSPIK	1	U	1.012	mg/L	101.2	75	125			
L72200-01MSD	MSD	10/18/08 0:28	IITCLPSPIK	1	U	1.02	mg/L	102	75	125	0.79	20	

Silver (TCLP) M6010B ICP

ACZ ID	Type	Analyzed	PCN/SCN	QC	Sample	Found	Units	Rec	Lower	Upper	RPD	Limit	Qual
WG254017													
WG254017ICV	ICV	10/17/08 23:48	II080820-1	.999		.972	mg/L	97.3	90	110			
WG254017ICB	ICB	10/17/08 23:52				U	mg/L		-0.03	0.03			
WG253631PBS	PBS	10/18/08 0:06				U	mg/L		-0.03	0.03			
L72194-01DUP	DUP	10/18/08 0:13			U	U	mg/L				0	20	RA
L72200-01MS	MS	10/18/08 0:24	IITCLPSPIK	.5	U	.482	mg/L	96.4	75	125			
L72200-01MSD	MSD	10/18/08 0:28	IITCLPSPIK	.5	U	.482	mg/L	96.4	75	125	0	20	

ACZ Laboratories, Inc.
2773 Downhill Drive Steamboat Springs, CO 80487 (800) 334-5493

Inorganic Extended Qualifier Report

FMI Gold & Copper - Sierrita ACZ Project ID: ***L72200***

ACZ ID	WORKNUM	PARAMETER	METHOD	QUAL	DESCRIPTION
L72200-01	WG254017	Arsenic (TCLP)	M6010B ICP	RA	Relative Percent Difference (RPD) was not used for data validation because the sample concentration is too low for accurate evaluation (< 10x MDL).
		Barium (TCLP)	M6010B ICP	B5	Target analyte detected in prep / method blank at or above the method reporting limit, but below trigger level or MCL.
		Cadmium (TCLP)	M6010B ICP	RA	Relative Percent Difference (RPD) was not used for data validation because the sample concentration is too low for accurate evaluation (< 10x MDL).
		Chromium (TCLP)	M6010B ICP	RA	Relative Percent Difference (RPD) was not used for data validation because the sample concentration is too low for accurate evaluation (< 10x MDL).
		Lead (TCLP)	M6010B ICP	RA	Relative Percent Difference (RPD) was not used for data validation because the sample concentration is too low for accurate evaluation (< 10x MDL).
	WG254171	Mercury (TCLP)	M7470 CVAA	RA	Relative Percent Difference (RPD) was not used for data validation because the sample concentration is too low for accurate evaluation (< 10x MDL).
	WG254017	Selenium (TCLP)	M6010B ICP	RA	Relative Percent Difference (RPD) was not used for data validation because the sample concentration is too low for accurate evaluation (< 10x MDL).
		Silver (TCLP)	M6010B ICP	RA	Relative Percent Difference (RPD) was not used for data validation because the sample concentration is too low for accurate evaluation (< 10x MDL).

No certification qualifiers associated with this analysis

ACZ Laboratories, Inc.
2773 Downhill Drive Steamboat Springs, CO 80487 (800) 334-5493

Sample Receipt

FMI Gold & Copper - Sierrita
OJ07R9

ACZ Project ID:	L72200
Date Received:	10/2/2008
Received By:	
Date Printed:	10/3/2008

Receipt Verification

	YES	NO	NA
1) Does this project require special handling procedures such as CLP protocol?			X
2) Are the custody seals on the cooler intact?	X		
3) Are the custody seals on the sample containers intact?			X
4) Is there a Chain of Custody or other directive shipping papers present?	X		
5) Is the Chain of Custody complete?	X		
6) Is the Chain of Custody in agreement with the samples received?	X		
7) Is there enough sample for all requested analyses?	X		
8) Are all samples within holding times for requested analyses?	X		
9) Were all sample containers received intact?	X		
10) Are the temperature blanks present?			X
11) Is the trip blank for Cyanide present?			X
12) Is the trip blank for VOA present?			X
13) Are samples requiring no headspace, headspace free?			X
14) Do the samples that require a Foreign Soils Permit have one?			X

Exceptions: If you answered no to any of the above questions, please describe

N/A

Contact (For any discrepancies, the client must be contacted)

N/A

Shipping Containers

Cooler Id	Temp (°C)	Rad (µR/hr)
2269	4.5	16

Client must contact ACZ Project Manager if analysis should not proceed for samples received outside of thermal preservation acceptance criteria.

Notes

ACZ Laboratories, Inc.
2773 Downhill Drive Steamboat Springs, CO 80487 (800) 334-5493

Sample Receipt

FMI Gold & Copper - Sierrita
OJ07R9

ACZ Project ID: L72200
Date Received: 10/2/2008
Received By:

Sample Container Preservation

SAMPLE	CLIENT ID	R < 2	G < 2	BK < 2	Y< 2	YG< 2	B< 2	O < 2	T >12	N/A	RAD	ID
L72200-01	ROLL OFF BINS 885-91									X		

Sample Container Preservation Legend

Abbreviation	Description	Container Type	Preservative/Limits
R	Raw/Nitric	RED	pH must be < 2
B	Filtered/Sulfuric	BLUE	pH must be < 2
BK	Filtered/Nitric	BLACK	pH must be < 2
G	Filtered/Nitric	GREEN	pH must be < 2
O	Raw/Sulfuric	ORANGE	pH must be < 2
P	Raw/NaOH	PURPLE	pH must be > 12 *
T	Raw/NaOH Zinc Acetate	TAN	pH must be > 12
Y	Raw/Sulfuric	YELLOW	pH must be < 2
YG	Raw/Sulfuric	YELLOW GLASS	pH must be < 2
N/A	No preservative needed	Not applicable	
RAD	Gamma/Beta dose rate	Not applicable	must be < 250 µR/hr

* pH check performed by analyst prior to sample preparation

Sample IDs Reviewed By: _____

ACZ Laboratories, Inc. L72200

2773 Downhill Drive Steamboat Springs, CO 80487 (800) 334-5493

CHAIN of CUSTODY

Report to:

Name: Ned Hall
Company: FMI-Sierrita
E-mail: Ned_Hall@FMI.com
Address: 6200 W. Duval Mine Rd
Green Valley AZ 85614
Telephone: 520-648-8857

Copy of Report to:

Name: Rick Smith & Richard Vaughan
Company: URS Corp
E-mail: Rick_Smith@URSCorp.com
Telephone: Richard_Vaughan@URSCorp.com

Invoice to:

Name: Ned Hall
Company: FMI-Sierrita
E-mail: Ned_Hall@FMI.com
Address: 6200 W. Duval Mine Rd
Green Valley AZ PO Box 527
Telephone: 520-648-8857

If sample(s) received past holding time (HT), or if insufficient HT remains to complete analysis before expiration, shall ACZ proceed with requested short HT analyses? YES ☐ NO ☐
If "NO" then ACZ will contact client for further instruction. If neither "YES" nor "NO" is indicated, ACZ will proceed with the requested analyses, even if HT is expired, and data will be qualified.

PROJECT INFORMATION

Quote #:
Project/PO #: OJ07R9
Reporting state for compliance testing:
Sampler's Name: Rick Smith
Are any samples NRC licensable material?

ANALYSES REQUESTED *(attach list or use quote number)*

SAMPLE IDENTIFICATION	DATE:TIME	Matrix	# of Containers	TCLP RCRA8 Metals							
Roll off Bins 8859-9/10A	9/30/08 1400	SO	1	X							

Matrix: SW (Surface Water) · GW (Ground Water) · WW (Waste Water) · DW (Drinking Water) · SL (Sludge) · SO (Soil) · OL (Oil) · Other

REMARKS/ SAMPLE DISCLOSURES

Fed EX # 7900 9870 6200
7980 2577 2125

PAGE 1 of 1

Please refer to ACZ's terms & conditions located on the reverse side of this COC.

RELINQUISHED BY:	DATE:TIME	RECEIVED BY:	DATE:TIME
[signature]	9/30/08 1600	MJS	10-2-08 9:40

FRMAD050.03.05.02 White - Return with sample. Yellow - Retain for your records.

FREEPORT-MCMORAN COPPER & GOLD

Phelps Dodge is a Freeport-McMoRan Company

Order No. OJ07R9

Issued on Fri, 11 Jul, 2008
Created on Fri, 11 Jul, 2008 by ariba system

Contractor:
ACZ LABORATORIES INC | 01250A | STEAMBOAT SPRINGS
2773 DOWNHILL DR
STEAMBOAT SPRINGS, CO 80487
United States
Phone: 1970-879-6590
Fax: 1970-879-2216

Company: FREEPORT-MCMORAN SIERRITA INC

Services to be performed at:
FREEPORT-MCMORAN SIERRITA INC
04 MILL WAREHOUSE 6200 W DUVAL MINE RD
Green Valley, AZ 85614
United States

Company Contact:
Edward L Hall Tel: (505) 537-4237

Invoices to be shipped to:
FREEPORT-MCMORAN SIERRITA INC
Accounts Payable PO Box 2671
Phoenix, AZ 85002
United States

Work Order/Project #:
Unique Name: PR1690000
Cost Center:
Department Name: Alloc Environmental
Expense Element:
Account Name: Outside Svcs - Assay

Contract Administrator: ROBERT LOYD
Phone:
Fax:
Email: robert_loyd@fmi.com

Item	Description	Extended Amount
1	**Envrionmental soil testing at ACZ (contract ...**	$87,000.00USD
	Envrionmental soil testing at ACZ (contract laboratory) for Sierrita Voluntary Remediation Program	

Phelps Dodge Stock Code:
Delivery Method: UPS
Requester: EDWARD L HALL
Freight Coding: Destination, Freight Collect
Phelps Dodge Stock Code:
ID: 010402
Form:
PR No.: PR438560
Contract: MS0214
Payment Terms: Net amount in 33 days, no discount
Tax Rate: 0.0000000000%
Tax Amount: $0.00USD

Total	$87,000.00USD

Appendix C

Data Verification Reports

Appendix C
Data Verification Reports
FMI Sierrita Voluntary Remediation Program
(Click On Sample Number or Laboratory ID In Index To Connect To Verification Report)

ACZ Project No.	Sample No.	ACZ Lab ID	Site Location	Additional Analysis
L70511	CP-JS-03-0-1	L70511-01	CLEAR Plant	
	CP-JS-03-1-3	L70511-02	CLEAR Plant	
	CP-JS-03-5-7	L70511-03	CLEAR Plant	
	E-JS-02-0-1	L70511-04	E Pond	
	E-JS-02-1-3	L70511-05	E Pond	
	E-JS-01-0-1	L70511-06	E Pond	
	E-JS-01-1-3	L70511-07	E Pond	
	E-JS-01-5-7	L70511-08	E Pond	
	EV-JS-01-0-1	L70511-09	Evaporation Pond	
	EV-JS-01-1-3	L70511-10	Evaporation Pond	
L70512	CP-N08-1-3	L70512-01	CLEAR Plant	
	CP-N08-5-7	L70512-02	CLEAR Plant	
	CP-N08-10-11	L70512-03	CLEAR Plant	
	CP-O09-0-1	L70512-04	CLEAR Plant	
	CP-O09-1-3	L70512-05	CLEAR Plant	
	CP-O09-5-7	L70512-06	CLEAR Plant	
	CP-O09-10-10	L70512-07	CLEAR Plant	
	CP-O09-15-17	L70512-08	CLEAR Plant	
	CP-M04-0-1	L70512-09	CLEAR Plant	
	CP-M04-1-2.5	L70512-10	CLEAR Plant	
	CP-M04-5-5.4	L70512-11	CLEAR Plant	
	CP-003-0-1	L70512-12	CLEAR Plant	
	CP-003-1-3	L70512-13	CLEAR Plant	
	CP-M06-0-1	L70512-14	CLEAR Plant	
	CP-M06-1-3	L70512-15	CLEAR Plant	
	CP-JS-02-0-1	L70512-16	CLEAR Plant	
	CP-JS-02-1-3	L70512-17	CLEAR Plant	
	CP-N08-0-1	L70512-18	CLEAR Plant	
L70514	EV-JS-01-5-7	L70514-01	Evaporation Pond	
	EV-JS-02-0-1	L70514-02	Evaporation Pond	
	EV-JS-02-1-3	L70514-03	Evaporation Pond	
	EV-JS-02-5-7	L70514-04	Evaporation Pond	
L70543	CP-JS-01-0-1	L70543-01	CLEAR Plant	
	CP-JS-01-1-3	L70543-02	CLEAR Plant	
	CP-JS-01-5-7	L70543-03	CLEAR Plant	
	CP-JS-01-10-12	L70543-04	CLEAR Plant	
	CP-P04-0-1	L70543-05	CLEAR Plant	
	CP-P04-1-3	L70543-06	CLEAR Plant	
	CP-P05-0-1	L70543-07	CLEAR Plant	
	CP-P05-1-3	L70543-08	CLEAR Plant	

Appendix C
Data Verification Reports
FMI Sierrita Voluntary Remediation Program
(Click On Sample Number or Laboratory ID In Index To Connect To Verification Report)

ACZ Project No.	Sample No.	ACZ Lab ID	Site Location	Additional Analysis
L70544	CP-SD-01-0-1.5	L70544-01	CLEAR Plant	
	CP-SD-01-1.5-3.0	L70544-02	CLEAR Plant	
	CP-SD-02-0-1.5	L70544-03	CLEAR Plant	
	CP-SD-02-1.5-3.0	L70544-04	CLEAR Plant	
	CP-SD-06-0-1.5	L70544-05	CLEAR Plant	
	CP-SD-06-1.5-3.0	L70544-06	CLEAR Plant	
	CP-SD-05-0-1.5	L70544-07	CLEAR Plant	
	CP-SD-05-1.5-3.0	L70544-08	CLEAR Plant	
	CP-SD-03-0-1.5	L70544-09	CLEAR Plant	
	CP-SD-03-1.5-3.0	L70544-10	CLEAR Plant	
L70584	CP-P07-0-1	L70584-01	CLEAR Plant	
	CP-P07-1-3	L70584-02	CLEAR Plant	
	CP-P07-5-7	L70584-03	CLEAR Plant	
	CP-SD-04-0-1.5	L70584-04	CLEAR Plant	
	CP-SD-04-1.5-3.0	L70584-05	CLEAR Plant	
L70791	CP-Q09-0-1	L70791-01	CLEAR Plant	
	CP-Q09-1-3	L70791-02	CLEAR Plant	
	CP-SD-07-0-1.5	L70791-03	CLEAR Plant	
	CP-SD-07-1.5-3.0	L70791-04	CLEAR Plant	
	CP-P12-0-1	L70791-05	CLEAR Plant	
	CP-P12-1-3	L70791-06	CLEAR Plant	
	CP-SD-08-0-1.5	L70791-07	CLEAR Plant	
	CP-SD-08-1.5-3.0	L70791-08	CLEAR Plant	
	CP-SD-10-0-1.5	L70791-09	CLEAR Plant	
	CP-SD-10-1.5-3.0	L70791-10	CLEAR Plant	
	CP-SD-09-0-1.5	L70791-11	CLEAR Plant	
	CP-SD-09-1.5-3.0	L70791-12	CLEAR Plant	
	OD-SD-01-0-1.5	L70791-13	Old D Pond	
	OD-SD-01-1.5-3.0	L70791-14	Old D Pond	
	OD-SD-02-0-1.5	L70791-15	Old D Pond	
	OD-SD-02-1.5-3.0	L70791-16	Old D Pond	
	OD-SD-04-0-1.5	L70791-17	Old D Pond	Level IV Validation Report In Appendix D
	OD-SD-04-1.5-3.0	L70791-18	Old D Pond	
	OD-SD-03-0-1.5	L70791-19	Old D Pond	
	OD-SD-03-1.5-3.0	L70791-20	Old D Pond	
L70819	OD-SD-05-0-1.5	L70819-01	Old D Pond	
	OD-SD-05-1.5-3.0	L70819-02	Old D Pond	
	OD-SD-06-0-1.5	L70819-03	Old D Pond	
	OD-SD-06-1.5-3.0	L70819-04	Old D Pond	
	OD-JS-01-0-1	L70819-05	Old D Pond	

Appendix C
Data Verification Reports
FMI Sierrita Voluntary Remediation Program
(Click On Sample Number or Laboratory ID In Index To Connect To Verification Report)

ACZ Project No.	Sample No.	ACZ Lab ID	Site Location	Additional Analysis
	OD-JS-01-1-3	L70819-06	Old D Pond	
	OD-JS-02-0-1	L70819-07	Old D Pond	
	OD-JS-02-1-3	L70819-08	Old D Pond	
	OD-JS-02-5-7	L70819-09	Old D Pond	
	EM-C22-0-1	L70819-10	Esperanza Mill	
	EM-C22-1-3	L70819-11	Esperanza Mill	
	EM-C22-5-7	L70819-12	Esperanza Mill	
	EM-E24-0-1	L70819-13	Esperanza Mill	
	EM-E24-1-3	L70819-14	Esperanza Mill	
	EM-E24-5-7	L70819-15	Esperanza Mill	
L70909	EM-H22-0-1	L70909-01	Esperanza Mill	
	EM-H22-1-3	L70909-02	Esperanza Mill	
	EM-H22-5-7	L70909-03	Esperanza Mill	
	EM-K24-0-1	L70909-04	Esperanza Mill	
	EM-K24-1-3	L70909-05	Esperanza Mill	
	EM-K24-5-7	L70909-06	Esperanza Mill	
L70948	EM-JS-01-0-1	L70948-01	Esperanza Mill	
	EM-JS-01-1-3	L70948-02	Esperanza Mill	
	EM-JS-02-0-1	L70948-03	Laydown Yard	
	EM-JS-02-1-3	L70948-04	Laydown Yard	
	EM-M26-0-1	L70948-05	Esperanza Mill	
	EM-M26-1-3	L70948-06	Esperanza Mill	
	EM-M26-5-7	L70948-07	Esperanza Mill	
	C-JS-01-0-1	L70948-08	C Pond	
	C-JS-01-1-3	L70948-09	C Pond	
	C-JS-02-0-1	L70948-10	C Pond	
	C-JS-02-1-3	L70948-11	C Pond	
	C-JS-02-5-7	L70948-12	C Pond	
L70949	C-JS-03-0-1	L70949-01	C Pond	
	C-JS-03-1-3	L70949-02	C Pond	
	C-JS-03-5-7	L70949-03	C Pond	
	C-JS-03-10-12	L70949-04	C Pond	
	C-JS-03-15-17	L70949-05	C Pond	
	CS-JS-01-0-1	L70949-06	C Pond Spoils	
	CS-JS-01-1-3	L70949-07	C Pond Spoils	
	CS-JS-01-5-7	L70949-08	C Pond Spoils	
	CS-JS-01-10-12	L70949-09	C Pond Spoils	
	CS-JS-02-0-1	L70949-10	C Pond Spoils	
	CS-JS-02-1-3	L70949-11	C Pond Spoils	
	CS-JS-02-5-7	L70949-12	C Pond Spoils	

Appendix C
Data Verification Reports
FMI Sierrita Voluntary Remediation Program
(Click On Sample Number or Laboratory ID In Index To Connect To Verification Report)

ACZ Project No.	Sample No.	ACZ Lab ID	Site Location	Additional Analysis
	CS-JS-02-10-11	L70949-13	C Pond Spoils	
L71009	C-JS-03-0-1	L71009-01	C Pond	
	C-JS-03-1-3	L71009-02	C Pond	
	C-JS-03-5-7	L71009-03	C Pond	
	C-JS-03-10-12	L71009-04	C Pond	
	C-JS-04-0-1	L71009-05	C Pond	
	C-JS-04-1-3	L71009-06	C Pond	
	C-JS-04-5-7	L71009-07	C Pond	
	C-JS-04-10-12	L71009-08	C Pond	
	C-JS-04-15-16	L71009-09	C Pond	
	C-JS-05-0-1	L71009-10	C Pond	
	C-JS-05-1-3	L71009-11	C Pond	
L71011	CS-JS-04-0-1	L71011-01	C Pond Spoils	
	CS-JS-04-1-3	L71011-02	C Pond Spoils	
	CS-JS-04-5-7	L71011-03	C Pond Spoils	
	EM-X26-0-1	L71011-04	Esperanza Mill	
	EM-X26-1-3	L71011-05	Esperanza Mill	
	EM-X26-5-7	L71011-06	Esperanza Mill	
	EM-U25-0-1	L71011-07	C Pond Spoils	
	EM-U25-1-3	L71011-08	C Pond Spoils	
	EM-U25-5-5.5	L71011-09	C Pond Spoils	
	EM-N29-0-1	L71011-10	Esperanza Mill	
	EM-N29-1-3	L71011-11	Esperanza Mill	
L71041	EM-G27-0-1	L71041-01	Esperanza Mill	
	EM-G27-1-3	L71041-02	Esperanza Mill	
	RA-JS-04-0-1	L71041-03	Raffinate Pond	
	RA-JS-04-1-2.5	L71041-04	Raffinate Pond	
	RA-JS-03-0-1	L71041-05	Raffinate Pond	
	RA-JS-03-1-3	L71041-06	Raffinate Pond	
	RA-JS-05-0-1	L71041-07	Raffinate Pond	
	RA-JS-05-1-3	L71041-08	Raffinate Pond	
	EM-P24-0-1	L71041-09	Esperanza Mill	
	EM-P24-1-3	L71041-10	Esperanza Mill	
	EM-P24-10-11	L71041-11	Raffinate Pond	
	RA-JS-01-0-1	L71041-12	Raffinate Pond	
	RA-JS-01-1-3	L71041-13	Raffinate Pond	
	RA-JS-01-5-7	L71041-14	Raffinate Pond	
	EM-P24-5-7	L71041-15	Esperanza Mill	
L71083	RA-SD-02-0-1.5/D/MS	L71083-01	Raffinate Pond	
	RA-SD-02-1.5-3.0/D/M	L71083-02	Raffinate Pond	

Appendix C
Data Verification Reports
FMI Sierrita Voluntary Remediation Program
(Click On Sample Number or Laboratory ID In Index To Connect To Verification Report)

ACZ Project No.	Sample No.	ACZ Lab ID	Site Location	Additional Analysis
	RA-SD-01-0-1.5/D/MS/	L71083-03	Raffinate Pond	
L71084	RA-SD-01-1.5-3.0/D/M	L71084-01	Raffinate Pond	
	RA-JS-02-0-1/D/MS/MS	L71084-02	Raffinate Pond	
	RA-JS-02-1-3D/MS/MS	L71084-03	Raffinate Pond	
	RA-JS-02-5-7	L71084-04	Raffinate Pond	
	RA-JS-02-5-7D	L71084-05	Raffinate Pond	
L71134	RP-JS-02-0-1	L71134-01	Rhenium Ponds	
	RP-JS-02-1-3	L71134-02	Rhenium Ponds	
	RP-JS-02-1-3D	L71134-03	Rhenium Ponds	
	RP-JS-02-5-7	L71134-04	Rhenium Ponds	
	RP-JS-02-10-12	L71134-05	Rhenium Ponds	
	RP-JS-02-15-17	L71134-06	Rhenium Ponds	
	RP-JS-01-0-1	L71134-07	Rhenium Ponds	
	RP-JS-01-1-3	L71134-08	Rhenium Ponds	
	RP-JS-01-1-3D	L71134-09	Rhenium Ponds	
	RP-JS-01-5-7	L71134-10	Rhenium Ponds	
	RP-JS-01-10-12	L71134-11	Rhenium Ponds	
	RP-JS-01-15-17	L71134-12	Rhenium Ponds	
	EM-JS-08-0-1	L71134-13	Laydown Yard	
	EM-JS-08-1-3	L71134-14	Laydown Yard	Level IV Validation Report In Appendix D
	EM-JS-08-1-3D	L71134-15	Laydown Yard	
	EM-JS-08-5-7	L71134-16	Laydown Yard	
	EM-JS-08-10-12	L71134-17	Laydown Yard	
L71174	Equip-1	L71174-01	Equipment Blank	
L71176	EM-JS-06-0-1	L71176-01	Esperanza Mill	
	EM-JS-06-1-3	L71176-02	Esperanza Mill	
	EM-JS-06-5-7	L71176-03	Esperanza Mill	
	EM-JS-06-10-11	L71176-04	Esperanza Mill	
	EM-JS-07-0-1	L71176-05	Esperanza Mill	
	EM-JS-07-1-3	L71176-06	Esperanza Mill	
	EM-JS-07-5-7	L71176-07	Esperanza Mill	
	EM-JS-07-10-12	L71176-08	Esperanza Mill	
	EM-JS-07-15-16	L71176-09	Esperanza Mill	
L71473	CP-JS-04-0-1	L71473-01	Clear Plant	
	CP-JS-04-1-3	L71473-02	Clear Plant	
	CP-JS-04-5-7	L71473-03	Clear Plant	
	CP-JS-04-10-12	L71473-04	Clear Plant	
	CP-JS-04-15-17	L71473-05	Clear Plant	
	CP-JS-04-20	L71473-06	Clear Plant	
	OD-JS-03-0-1	L71473-07	Old D Pond	

Appendix C
Data Verification Reports
FMI Sierrita Voluntary Remediation Program
(Click On Sample Number or Laboratory ID In Index To Connect To Verification Report)

ACZ Project No.	Sample No.	ACZ Lab ID	Site Location	Additional Analysis
	OD-JS-03-1-3	L71473-08	Old D Pond	
	OD-JS-03-1-3D	L71473-09	Old D Pond	
	CS-JS-05-0-1	L71473-10	C Pond Spoils	
	CS-JS-05-1-3	L71473-11	C Pond Spoils	
	CS-JS-05-1-3D	L71473-12	C Pond Spoils	
	CS-JS-06-0-1	L71473-13	C Pond Spoils	
	CS-JS-06-1-3	L71473-14	C Pond Spoils	
L71687	C-JS-05-0-1	L71687-01	C Pond	SPLP Lead
	C-JS-05-1-3	L71687-02	C Pond	SPLP Lead
	EM-JS-07-10-12	L71687-03	Esperanza Mill	Hexavalent Chromium
	EM-JS-07-15-16	L71687-04	Esperanza Mill	Hexavalent Chromium
	EM-JS-08-5-7	L71687-05	Esperanza Mill	SPLP Lead
	EM-JS-08-10-12	L71687-06	Esperanza Mill	SPLP Lead Hexavalent Chromium
L71753	RA-JS-02-1-3	L71753-01	Raffinate Pond	SPLP Lead
	RA-JS-02-5-7	L71753-02	Raffinate Pond	Hexavalent Chromium
	RA-JS-02-5-7D	L71753-03	Raffinate Pond	Hexavalent Chromium
L72198	ET-SB01-0-20	L72198-01	Esperanza Tailing	
	ET-SB01-20-40	L72198-02	Esperanza Tailing	
	ET-SB01-40-60	L72198-03	Esperanza Tailing	
	ET-SB01-60-80	L72198-04	Esperanza Tailing	
	ET-SB01-80-100	L72198-05	Esperanza Tailing	
	ET-SB02-0-20	L72198-06	Esperanza Tailing	
	ET-SB02-20-40	L72198-07	Esperanza Tailing	
	ET-SB02-40-50	L72198-08	Esperanza Tailing	
	ET-SB02-50-60	L72198-09	Esperanza Tailing	
	ET-SB02-60-80	L72198-10	Esperanza Tailing	
	ET-SB02-80-100	L72198-11	Esperanza Tailing	
	ST-SB01-200-220	L72198-12	Esperanza Tailing	
	ST-SB01-220-235.5	L72198-13	Esperanza Tailing	
	ST-SB01-237-255.5	L72198-14	Esperanza Tailing	
L72199	ST-SB01-0-20	L72199-01	Sierrita Tailing	
	ST-SB01-20-40	L72199-02	Sierrita Tailing	
	ST-SB01-40-60	L72199-03	Sierrita Tailing	
	ST-SB01-60-80	L72199-04	Sierrita Tailing	
	ST-SB01-80-100	L72199-05	Sierrita Tailing	
	ST-SB01-100-120	L72199-06	Sierrita Tailing	
	ST-SB01-120-140	L72199-07	Sierrita Tailing	
	ST-SB01-140-160	L72199-08	Sierrita Tailing	
	ST-SB01-160-180	L72199-09	Sierrita Tailing	

Appendix C
Data Verification Reports
FMI Sierrita Voluntary Remediation Program
(Click On Sample Number or Laboratory ID In Index To Connect To Verification Report)

ACZ Project No.	Sample No.	ACZ Lab ID	Site Location	Additional Analysis
	ST-SB01-180-200	L72199-10	Sierrita Tailing	
L72200	Roll-Off Bins 885-91	L72200-01		
L72397	ST-SB03-200-210	L72397-01	Sierrita Tailing	
	ST-SB04-0-20	L72397-02	Sierrita Tailing	
	ST-SB04-20-40	L72397-03	Sierrita Tailing	
	ST-SB04-40-60	L72397-04	Sierrita Tailing	
	ST-SB04-60-80	L72397-05	Sierrita Tailing	
	ST-SB04-80-100	L72397-06	Sierrita Tailing	
	ST-SB04-100-120	L72397-07	Sierrita Tailing	
	ST-SB04-120-140	L72397-08	Sierrita Tailing	
	ST-SB03-0-20	L72397-09	Sierrita Tailing	
	ST-SB03-20-40	L72397-10	Sierrita Tailing	
	ST-SB03-40-60	L72397-11	Sierrita Tailing	
	ST-SB03-60-80	L72397-12	Sierrita Tailing	
	ST-SB03-80-100	L72397-13	Sierrita Tailing	
	ST-SB03-100-120	L72397-14	Sierrita Tailing	
	ST-SB03-120-140	L72397-15	Sierrita Tailing	
	ST-SB03-140-160	L72397-16	Sierrita Tailing	
	ST-SB03-160-180	L72397-17	Sierrita Tailing	
	ST-SB03-180-200	L72397-18	Sierrita Tailing	
L72452	RA-SD-02-0-1.5D	L72452-01	Raffinate Pond	
	RA-SD-02-1.5-3.0D	L72452-02	Raffinate Pond	
	RA-SD-01-0-1.5D	L72452-03	Raffinate Pond	
	RA-SD-01-1.5-3.0D	L72452-04	Raffinate Pond	
	RA-JS-02-0-1D	L72452-05	Raffinate Pond	
	RA-JS-02-1-3D	L72452-06	Raffinate Pond	
L72871	ST-SB06-0-20	L72871-01	Sierrita Tailing	
	ST-SB06-20-40	L72871-02	Sierrita Tailing	
	ST-SB06-40-60	L72871-03	Sierrita Tailing	
	ST-SB06-60-80	L72871-04	Sierrita Tailing	
	ST-SB06-80-100	L72871-05	Sierrita Tailing	
	ST-SB06-100-120	L72871-06	Sierrita Tailing	
	ST-SB06-120-140	L72871-07	Sierrita Tailing	
	ST-SB06-140-160	L72871-08	Sierrita Tailing	
	ST-SB06-160-180	L72871-09	Sierrita Tailing	
	ST-SB06-180-200	L72871-10	Sierrita Tailing	
	ST-SB06-200-220	L72871-11	Sierrita Tailing	
	ST-SB06-220-240	L72871-12	Sierrita Tailing	
	ST-SB06-240-260	L72871-13	Sierrita Tailing	
	ST-SB06-260-280	L72871-14	Sierrita Tailing	

Appendix C
Data Verification Reports
FMI Sierrita Voluntary Remediation Program
(Click On Sample Number or Laboratory ID In Index To Connect To Verification Report)

ACZ Project No.	Sample No.	ACZ Lab ID	Site Location	Additional Analysis
	ST-SB06-280-300	L72871-15	Sierrita Tailing	Level IV Validation Report In Appendix D
	ST-SB06-300-320	L72871-16	Sierrita Tailing	
	ST-SB06-200-320D	L72871-17	Sierrita Tailing	
	ST-SB06-260-280MSD	L72871-18	Sierrita Tailing	
L73011	EM-JS-02-1-3	L73011-01	Esperanza Mill	SPLP Lead
	CS-JS-01-0-1	L73011-02	C Pond Spoils	Hexavalent Chromium
	CS-JS-02-10-11	L73011-03	C Pond Spoils	SPLP Lead
	EM-JS-08-5-7	L73011-04	Esperanza Mill	Hexavalent Chromium
L73087	ST-SB03-160-180Dup	L73087-01	Sierrita Tailing	
	ST-SB04-100-120DUP	L73087-02	Sierrita Tailing	
	ET-SB02-60-80 DUP	L73087-03	Esperanza Tailing	

SIERRITA
DATA REVIEW SUMMARY

Data Package Number: L70511 Sampling Event: July 14th, 2008
Sample-specific Parameter Review? **Yes** Laboratory Performance Parameters? **No**
Data Reviewer: Liz Kraak Date Completed: 08/11/08
Peer Reviewer: Geoff Webb Date Completed: 08/12/08

This report summarizes the verification of analytical data for 10 soil samples. The soil samples were analyzed for total metals by Method 6020, Method 6010, and Method 7471A. ACZ Laboratories, Inc. of Steamboat Springs, Colorado performed the analyses. ACZ operates under laboratory licensure number AZ0102.

The data review was conducted in accordance with the criteria specified in the Draft Addendum – Quality Assurance Project Plan Sierrita Mine Green Valley, Arizona (April 2008). Independent review flags were assigned as required by Appendix E in the QAPP. The table below summarizes the samples and analyses presented in these data packages.

Field ID	Sample Type	Lab ID	Matrix	Analyses
				Total Metals
CP-JS-03-01	SA	L70511-01	S	X
CP-JS-03-1-3	SA	L70511-02	S	X
CP-JS-03-5-7	SA	L70511-03	S	X
E-JS-02-0-1	SA	L70511-04	S	X
E-JS-02-1-3	SA	L70511-05	S	X
E-JS-01-0-1	SA	L70511-06	S	X
E-JS-01-1-3	SA	L70511-07	S	X
E-JS-01-5-7	SA	L70511-08	S	X
EV-JS-01-0-1	SA	L70511-09	S	X
EV-JS-01-1-3	SA	L70511-10	S	X

Matrix: S = Soil QC Type: SA = Sample FD = Field Duplicate
--- = Not sampled for this parameter
Total Metals = Antimony, Arsenic, Lead, Selenium, Thallium, and Uranium (6020); Barium, Beryllium, Cadmium, Chromium, Cobalt, Copper, Manganese, Molybdenum, Nickel, and Zinc (6010); Mercury (7471A)

General Overall Assessment (Flags applied per ADEQ data qualifying process and QAPP guidance):

_____ Data are usable without qualification.

_X_ Data are usable with qualification (noted below).

_____ Some or all data are unusable for any purpose (detailed below).

Case Narrative Summary: Except as noted below, any of the issues noted in the laboratory case narrative potentially affecting data quality are addressed in the appropriate sections in the table below. Results reported between the MDL and RL were flagged with a B by the laboratory. No additional qualifiers were added during data review for those results reported between the MDL and RL.

Review Parameter	Criteria Met?	Comments
Sample-specific Parameters	Complete with "Yes", "No", or "Not Applicable (N/A)".	For each "No" response, list what was out, associated acceptance limits, all qualified data, and bias direction or reference associated table with pertinent details.
COC & Sample Receipt	Yes	Samples were received intact and the cooler temperature was 3.3°C upon arrival at the laboratory, which met the criterion of ≤6°C. Qualification of data was not necessary.
Holding Times	Yes	
Method Blanks Calibration Blanks	No	With the exceptions noted in Table 1, target analytes were not detected in the method blanks or continuing calibration blanks.
Matrix QC • MS/MSD CP-JS-03-01 (Barium, Beryllium, Cadmium, Chromium, Cobalt, Copper, Manganese, Mercury, Molybdenum, Nickel, Zinc) CP-JS-03-1-3 (Antimony, Arsenic, Lead, Selenium, Thallium, Uranium) • LD CP-JS-03-5-7 (Percent Solids)	No	With the exceptions noted in Table 2 below, the recoveries and RPDs for the matrix spike (MS) and matrix spike duplicate (MSD) analyses were within the laboratory-determined acceptance range. The MS/MSD recoveries for sample CP-JS-03-01 could not be evaluated for copper and manganese because the results in the native sample were greater than four times the concentration of the spike added during digestion. Since the sample concentrations are so much greater than the spike added, the MS/MSD recoveries are not considered to be a representative measure of accuracy. Further action or qualification was not necessary. The agreement between parent sample results and the lab duplicate sample results was evaluated for percent solids. All of the results met the evaluation criteria.
Method QC • Serial Dilution N/A • Internal Standards	N/A	
	No	**Internal Standards** All internal standards were within the laboratory-determined acceptance limits, with the exception of an internal standard for the LCS/LCSD analyses for selenium and arsenic. Data qualification based on internal standard recovery failures for QC samples is not considered necessary. Therefore, further action was not necessary.
Field QC • Rinsate Blank N/A • Field Duplicate N/A • Field Blank N/A	N/A	
Elevated RLs with non-detect results	Yes	
Package Completeness	Yes	
Other Parameters	N/A	

Table 1: Blank Contamination and Resultant Data Qualification

Analyte	Blank	Concentration	Qualification
Selenium (Work Group: WG248917)	MB	0.06 mg/Kg	None. Blank contamination was less than the method reporting limit. Therefore, as the blank contamination was

			reported at a concentration <2.2x the analyte MDL, no qualification of data was required.
Selenium (Work Group: WG249115)	MB	0.116 mg/Kg	As the blank contamination was reported at a concentration >2.2x the analyte MDL, the associated selenium results were flagged with B4.

MB = Method Blank mg/Kg = Milligrams per Kilogram MDL = Method Detection Limit

B4 = Target analyte detected in the blank at or above the method acceptance criteria.

Table 2: MS/MSD Recovery Outliers and Resultant Qualification

Sample	Analyte	%Rs (Limits)	Qualification
CP-JS-03-1-3	Antimony	**37.6**/ **36.4** (75-125)	As the potential bias was considered to be low, the antimony result for sample CP-JS-03-1-3 was flagged with a M2.
CP-JS-03-01	Barium	111/ **150.6** (75-125)	As the potential bias was considered to be high, the barium and molybdenum result for sample CP-JS-03-01 was flagged with a M1.
	Molybdenum	107.9/ **131.1** (75-125)	

%R = Percent Recovery M2 = Matrix spike recovery was low; the associated blank spike recovery was acceptable.

M1 = Matrix spike recovery was high; the associated blank spike recovery was acceptable.

ACZ Laboratories, Inc.

2773 Downhill Drive Steamboat Springs, CO 80487 (800) 334-5493

Inorganic Analytical Results

FMI Gold & Copper - Sierrita
Project ID: OJ07R9
Sample ID: CP-JS-03-0-1

ACZ Sample ID: ***L70511-01***
Date Sampled: *07/14/08 09:00*
Date Received: *07/16/08*
Sample Matrix: *Soil*

Metals Analysis

Parameter	EPA Method	Result	Qual	XQ	Units	MDL	PQL	Date	Analyst
Antimony, total (3050)	M6020 ICP-MS		U	*	mg/Kg	0.2	1	07/29/08 17:27	msh
Arsenic, total (3050)	M6020 ICP-MS	3.3			mg/Kg	0.3	0.5	07/29/08 17:27	msh
Barium, total (3050)	M6010B ICP	164		*	mg/Kg	0.3	2	07/23/08 23:24	aeh M1
Beryllium, total (3050)	M6010B ICP	0.3	B		mg/Kg	0.2	1	07/23/08 23:24	aeh
Cadmium, total (3050)	M6010B ICP	0.7	B		mg/Kg	0.5	2	07/23/08 23:24	aeh
Chromium, total (3050)	M6010B ICP	7			mg/Kg	1	5	07/23/08 23:24	aeh
Cobalt, total (3050)	M6010B ICP	11		*	mg/Kg	1	5	07/23/08 23:24	aeh
Copper, total (3050)	M6010B ICP	1700		*	mg/Kg	1	5	07/23/08 23:24	aeh
Lead, total (3050)	M6020 ICP-MS	24.50			mg/Kg	0.05	0.3	07/29/08 17:27	msh
Manganese, total (3050)	M6010B ICP	456		*	mg/Kg	0.5	3	07/23/08 23:24	aeh
Mercury, total	M7471A CVAA		U		mg/Kg	0.04	0.2	07/21/08 20:07	jws
Molybdenum, total (3050)	M6010B ICP	75		*	mg/Kg	1	5	07/23/08 23:24	aeh M1
Nickel, total (3050)	M6010B ICP	15		*	mg/Kg	1	5	07/23/08 23:24	aeh
Selenium, total (3050)	M6020 ICP-MS	0.67 B4		*	mg/Kg	0.05	0.3	07/31/08 8:08	erf/msh
Thallium, total (3050)	M6020 ICP-MS	0.29	B	*	mg/Kg	0.05	0.3	07/29/08 17:27	msh
Uranium, total (3050)	M6020 ICP-MS	4.29		*	mg/Kg	0.05	0.3	07/29/08 17:27	msh
Zinc, total (3050)	M6010B ICP	158			mg/Kg	1	5	07/23/08 23:24	aeh

Soil Analysis

Parameter	EPA Method	Result	Qual	XQ	Units	MDL	PQL	Date	Analyst
Solids, Percent	CLPSOW390, PART F, D-98	94.9		*	%	0.1	0.5	07/16/08 17:32	mjc

Soil Preparation

Parameter	EPA Method	Result	Qual	XQ	Units	MDL	PQL	Date	Analyst
Air Dry at 34 Degrees C	USDA No. 1, 1972			*				07/16/08 16:30	brd/bjl
Digestion - Hot Plate	M3050B ICP-MS							07/19/08 4:04	brd
Sieve-2000 um (2.0mm)	ASA No.9, 15-4.2.2			*				07/18/08 10:00	brd/lwt

Arizona license number: AZ0102

ER 8/11/08

** Please refer to Qualifier Reports for details.*

ACZ Laboratories, Inc.

2773 Downhill Drive Steamboat Springs, CO 80487 (800) 334-5493

Inorganic Analytical Results

FMI Gold & Copper - Sierrita
Project ID: OJ07R9
Sample ID: CP-JS-03-1-3

ACZ Sample ID: ***L70511-02***
Date Sampled: *07/14/08 09:00*
Date Received: *07/16/08*
Sample Matrix: *Soil*

Metals Analysis

Parameter	EPA Method	Result	Qual	XQ	Units	MDL	PQL	Date	Analyst
Antimony, total (3050)	M6020 ICP-MS		U	*	mg/Kg	0.2	1	07/29/08 17:40	msh M2
Arsenic, total (3050)	M6020 ICP-MS	2.0			mg/Kg	0.3	0.5	07/29/08 17:40	msh
Barium, total (3050)	M6010B ICP	189		*	mg/Kg	0.3	2	07/23/08 23:39	aeh
Beryllium, total (3050)	M6010B ICP	0.2	B		mg/Kg	0.2	1	07/23/08 23:39	aeh
Cadmium, total (3050)	M6010B ICP		U		mg/Kg	0.5	2	07/23/08 23:39	aeh
Chromium, total (3050)	M6010B ICP	9			mg/Kg	1	5	07/23/08 23:39	aeh
Cobalt, total (3050)	M6010B ICP	12		*	mg/Kg	1	5	07/23/08 23:39	aeh
Copper, total (3050)	M6010B ICP	888		*	mg/Kg	1	5	07/23/08 23:39	aeh
Lead, total (3050)	M6020 ICP-MS	13.00			mg/Kg	0.05	0.3	07/29/08 17:40	msh
Manganese, total (3050)	M6010B ICP	456		*	mg/Kg	0.5	3	07/23/08 23:39	aeh
Mercury, total	M7471A CVAA		U		mg/Kg	0.04	0.2	07/21/08 20:14	jws
Molybdenum, total (3050)	M6010B ICP	20		*	mg/Kg	1	5	07/23/08 23:39	aeh
Nickel, total (3050)	M6010B ICP	15		*	mg/Kg	1	5	07/23/08 23:39	aeh
Selenium, total (3050)	M6020 ICP-MS	0.31 B4		*	mg/Kg	0.05	0.3	07/31/08 8:22	erf/msh
Thallium, total (3050)	M6020 ICP-MS	0.22	B	*	mg/Kg	0.05	0.3	07/29/08 17:40	msh
Uranium, total (3050)	M6020 ICP-MS	3.96		*	mg/Kg	0.05	0.3	07/29/08 17:40	msh
Zinc, total (3050)	M6010B ICP	129			mg/Kg	1	5	07/23/08 23:39	aeh

Soil Analysis

Parameter	EPA Method	Result	Qual	XQ	Units	MDL	PQL	Date	Analyst
Solids, Percent	CLPSOW390, PART F, D-98	97.4		*	%	0.1	0.5	07/16/08 18:35	mjc

Soil Preparation

Parameter	EPA Method	Result	Qual	XQ	Units	MDL	PQL	Date	Analyst
Air Dry at 34 Degrees C	USDA No. 1, 1972			*				07/16/08 16:36	brd/bjl
Digestion - Hot Plate	M3050B ICP-MS							07/19/08 19:08	brd
Sieve-2000 um (2.0mm)	ASA No.9, 15-4.2.2			*				07/18/08 10:03	brd/lwt

Arizona license number: AZ0102

EQ 8/11/08

** Please refer to Qualifier Reports for details.*

ACZ Laboratories, Inc.
2773 Downhill Drive Steamboat Springs, CO 80487 (800) 334-5493

Inorganic Analytical Results

FMI Gold & Copper - Sierrita
Project ID: OJ07R9
Sample ID: CP-JS-03-5-7

ACZ Sample ID: ***L70511-03***
Date Sampled: *07/14/08 09:07*
Date Received: *07/16/08*
Sample Matrix: *Soil*

Metals Analysis

Parameter	EPA Method	Result	Qual	XQ	Units	MDL	PQL	Date	Analyst
Antimony, total (3050)	M6020 ICP-MS		U	*	mg/Kg	0.2	1	07/29/08 18:00	msh
Arsenic, total (3050)	M6020 ICP-MS	2.0			mg/Kg	0.3	0.5	07/29/08 18:00	msh
Barium, total (3050)	M6010B ICP	205		*	mg/Kg	0.3	2	07/23/08 23:42	aeh
Beryllium, total (3050)	M6010B ICP	0.4	B		mg/Kg	0.2	1	07/23/08 23:42	aeh
Cadmium, total (3050)	M6010B ICP		U		mg/Kg	0.5	2	07/23/08 23:42	aeh
Chromium, total (3050)	M6010B ICP	8			mg/Kg	1	5	07/23/08 23:42	aeh
Cobalt, total (3050)	M6010B ICP	11		*	mg/Kg	1	5	07/23/08 23:42	aeh
Copper, total (3050)	M6010B ICP	1680		*	mg/Kg	1	5	07/23/08 23:42	aeh
Lead, total (3050)	M6020 ICP-MS	5.98			mg/Kg	0.05	0.3	07/29/08 18:00	msh
Manganese, total (3050)	M6010B ICP	496		*	mg/Kg	0.5	3	07/23/08 23:42	aeh
Mercury, total	M7471A CVAA		U		mg/Kg	0.04	0.2	07/21/08 20:17	jws
Molybdenum, total (3050)	M6010B ICP	26		*	mg/Kg	1	5	07/23/08 23:42	aeh
Nickel, total (3050)	M6010B ICP	13		*	mg/Kg	1	5	07/23/08 23:42	aeh
Selenium, total (3050)	M6020 ICP-MS	0.44			mg/Kg	0.05	0.3	07/29/08 18:00	msh
Thallium, total (3050)	M6020 ICP-MS	0.49		*	mg/Kg	0.05	0.3	07/29/08 18:00	msh
Uranium, total (3050)	M6020 ICP-MS	5.27		*	mg/Kg	0.05	0.3	07/29/08 18:00	msh
Zinc, total (3050)	M6010B ICP	78			mg/Kg	1	5	07/23/08 23:42	aeh

Soil Analysis

Parameter	EPA Method	Result	Qual	XQ	Units	MDL	PQL	Date	Analyst
Solids, Percent	CLPSOW390, PART F, D-98	95.6		*	%	0.1	0.5	07/16/08 19:38	mjc

Soil Preparation

Parameter	EPA Method	Result	Qual	XQ	Units	MDL	PQL	Date	Analyst
Air Dry at 34 Degrees C	USDA No. 1, 1972			*				07/16/08 16:43	brd/bjl
Digestion - Hot Plate	M3050B ICP-MS							07/20/08 10:12	brd
Sieve-2000 um (2.0mm)	ASA No.9, 15-4.2.2			*				07/18/08 10:07	brd/lwt

Arizona license number: AZ0102

ER 8/11/08

** Please refer to Qualifier Reports for details.*

ACZ Laboratories, Inc.
2773 Downhill Drive Steamboat Springs, CO 80487 (800) 334-5493

Inorganic Analytical Results

FMI Gold & Copper - Sierrita
Project ID: OJ07R9
Sample ID: E-JS-02-0-1

ACZ Sample ID: ***L70511-04***
Date Sampled: *07/14/08 10:33*
Date Received: *07/16/08*
Sample Matrix: *Soil*

Metals Analysis

Parameter	EPA Method	Result	Qual	XQ	Units	MDL	PQL	Date	Analyst
Antimony, total (3050)	M6020 ICP-MS	0.3	B	*	mg/Kg	0.2	1	07/29/08 18:20	msh
Arsenic, total (3050)	M6020 ICP-MS	3.0			mg/Kg	0.3	0.5	07/29/08 18:20	msh
Barium, total (3050)	M6010B ICP	183		*	mg/Kg	0.3	2	07/23/08 23:46	aeh
Beryllium, total (3050)	M6010B ICP	0.3	B		mg/Kg	0.2	1	07/23/08 23:46	aeh
Cadmium, total (3050)	M6010B ICP	0.5	B		mg/Kg	0.5	2	07/23/08 23:46	aeh
Chromium, total (3050)	M6010B ICP	7			mg/Kg	1	5	07/23/08 23:46	aeh
Cobalt, total (3050)	M6010B ICP	10		*	mg/Kg	1	5	07/23/08 23:46	aeh
Copper, total (3050)	M6010B ICP	1160		*	mg/Kg	1	5	07/23/08 23:46	aeh
Lead, total (3050)	M6020 ICP-MS	83.50			mg/Kg	0.05	0.3	07/29/08 18:20	msh
Manganese, total (3050)	M6010B ICP	408		*	mg/Kg	0.5	3	07/23/08 23:46	aeh
Mercury, total	M7471A CVAA		U		mg/Kg	0.04	0.2	07/21/08 20:19	jws
Molybdenum, total (3050)	M6010B ICP	138		*	mg/Kg	1	5	07/23/08 23:46	aeh
Nickel, total (3050)	M6010B ICP	15		*	mg/Kg	1	5	07/23/08 23:46	aeh
Selenium, total (3050)	M6020 ICP-MS	0.57			mg/Kg	0.05	0.3	07/29/08 18:20	msh
Thallium, total (3050)	M6020 ICP-MS	0.21	B	*	mg/Kg	0.05	0.3	07/29/08 18:20	msh
Uranium, total (3050)	M6020 ICP-MS	3.62		*	mg/Kg	0.05	0.3	07/29/08 18:20	msh
Zinc, total (3050)	M6010B ICP	98			mg/Kg	1	5	07/23/08 23:46	aeh

Soil Analysis

Parameter	EPA Method	Result	Qual	XQ	Units	MDL	PQL	Date	Analyst
Solids, Percent	CLPSOW390, PART F, D-98	96.3		*	%	0.1	0.5	07/16/08 21:44	mjc

Soil Preparation

Parameter	EPA Method	Result	Qual	XQ	Units	MDL	PQL	Date	Analyst
Air Dry at 34 Degrees C	USDA No. 1, 1972			*				07/16/08 16:50	brd/bjl
Digestion - Hot Plate	M3050B ICP-MS							07/20/08 15:14	brd
Sieve-2000 um (2.0mm)	ASA No.9, 15-4.2.2			*				07/18/08 10:11	brd/lwt

Arizona license number: AZ0102

EC 8/11/08

** Please refer to Qualifier Reports for details.*

ACZ Laboratories, Inc.
2773 Downhill Drive Steamboat Springs, CO 80487 (800) 334-5493

Inorganic Analytical Results

FMI Gold & Copper - Sierrita
Project ID: OJ07R9
Sample ID: E-JS-02-1-3

ACZ Sample ID: ***L70511-05***
Date Sampled: *07/14/08 10:33*
Date Received: *07/16/08*
Sample Matrix: *Soil*

Metals Analysis

Parameter	EPA Method	Result	Qual	XQ	Units	MDL	PQL	Date	Analyst
Antimony, total (3050)	M6020 ICP-MS		U	*	mg/Kg	0.2	1	07/29/08 18:27	msh
Arsenic, total (3050)	M6020 ICP-MS	4.0			mg/Kg	0.3	0.5	07/29/08 18:27	msh
Barium, total (3050)	M6010B ICP	75.1		*	mg/Kg	0.3	2	07/23/08 23:56	aeh
Beryllium, total (3050)	M6010B ICP	0.5	B		mg/Kg	0.2	1	07/23/08 23:56	aeh
Cadmium, total (3050)	M6010B ICP		U		mg/Kg	0.5	2	07/23/08 23:56	aeh
Chromium, total (3050)	M6010B ICP	6			mg/Kg	1	5	07/23/08 23:56	aeh
Cobalt, total (3050)	M6010B ICP	8		*	mg/Kg	1	5	07/23/08 23:56	aeh
Copper, total (3050)	M6010B ICP	1290		*	mg/Kg	1	5	07/23/08 23:56	aeh
Lead, total (3050)	M6020 ICP-MS	10.20			mg/Kg	0.05	0.3	07/29/08 18:27	msh
Manganese, total (3050)	M6010B ICP	719		*	mg/Kg	0.5	3	07/23/08 23:56	aeh
Mercury, total	M7471A CVAA		U		mg/Kg	0.04	0.2	07/21/08 20:22	jws
Molybdenum, total (3050)	M6010B ICP	98		*	mg/Kg	1	5	07/23/08 23:56	aeh
Nickel, total (3050)	M6010B ICP	12		*	mg/Kg	1	5	07/23/08 23:56	aeh
Selenium, total (3050)	M6020 ICP-MS	0.67			mg/Kg	0.05	0.3	07/29/08 18:27	msh
Thallium, total (3050)	M6020 ICP-MS		U	*	mg/Kg	0.05	0.3	07/29/08 18:27	msh
Uranium, total (3050)	M6020 ICP-MS	9.68		*	mg/Kg	0.05	0.3	07/29/08 18:27	msh
Zinc, total (3050)	M6010B ICP	87			mg/Kg	1	5	07/23/08 23:56	aeh

Soil Analysis

Parameter	EPA Method	Result	Qual	XQ	Units	MDL	PQL	Date	Analyst
Solids, Percent	CLPSOW390, PART F, D-98	97.6		*	%	0.1	0.5	07/16/08 22:46	mjc

Soil Preparation

Parameter	EPA Method	Result	Qual	XQ	Units	MDL	PQL	Date	Analyst
Air Dry at 34 Degrees C	USDA No. 1, 1972			*				07/16/08 16:57	brd/bjl
Digestion - Hot Plate	M3050B ICP-MS							07/20/08 20:15	brd
Sieve-2000 um (2.0mm)	ASA No.9, 15-4.2.2			*				07/18/08 10:15	brd/lwt

Arizona license number: AZ0102

EE 8/11/08

** Please refer to Qualifier Reports for details.*

ACZ Laboratories, Inc.

2773 Downhill Drive Steamboat Springs, CO 80487 (800) 334-5493

Inorganic Analytical Results

FMI Gold & Copper - Sierrita
Project ID: OJ07R9
Sample ID: E-JS-01-0-1

ACZ Sample ID: ***L70511-06***
Date Sampled: *07/14/08 10:58*
Date Received: *07/16/08*
Sample Matrix: *Soil*

Metals Analysis

Parameter	EPA Method	Result	Qual	XQ	Units	MDL	PQL	Date	Analyst
Antimony, total (3050)	M6020 ICP-MS	0.3	B	*	mg/Kg	0.2	1	07/29/08 18:34	msh
Arsenic, total (3050)	M6020 ICP-MS	2.9			mg/Kg	0.3	0.5	07/29/08 18:34	msh
Barium, total (3050)	M6010B ICP	146		*	mg/Kg	0.3	2	07/24/08 0:00	aeh
Beryllium, total (3050)	M6010B ICP		U		mg/Kg	0.2	1	07/24/08 0:00	aeh
Cadmium, total (3050)	M6010B ICP	0.8	B		mg/Kg	0.5	2	07/24/08 0:00	aeh
Chromium, total (3050)	M6010B ICP	5	B		mg/Kg	1	5	07/24/08 0:00	aeh
Cobalt, total (3050)	M6010B ICP	10		*	mg/Kg	1	5	07/24/08 0:00	aeh
Copper, total (3050)	M6010B ICP	2650		*	mg/Kg	1	5	07/24/08 0:00	aeh
Lead, total (3050)	M6020 ICP-MS	22.90			mg/Kg	0.05	0.3	07/29/08 18:34	msh
Manganese, total (3050)	M6010B ICP	369		*	mg/Kg	0.5	3	07/24/08 0:00	aeh
Mercury, total	M7471A CVAA		U		mg/Kg	0.04	0.2	07/21/08 20:29	jws
Molybdenum, total (3050)	M6010B ICP	104		*	mg/Kg	1	5	07/24/08 0:00	aeh
Nickel, total (3050)	M6010B ICP	11		*	mg/Kg	1	5	07/24/08 0:00	aeh
Selenium, total (3050)	M6020 ICP-MS	0.78			mg/Kg	0.05	0.3	07/29/08 18:34	msh
Thallium, total (3050)	M6020 ICP-MS	0.17	B	*	mg/Kg	0.05	0.3	07/29/08 18:34	msh
Uranium, total (3050)	M6020 ICP-MS	3.11		*	mg/Kg	0.05	0.3	07/29/08 18:34	msh
Zinc, total (3050)	M6010B ICP	197			mg/Kg	1	5	07/24/08 0:00	aeh

Soil Analysis

Parameter	EPA Method	Result	Qual	XQ	Units	MDL	PQL	Date	Analyst
Solids, Percent	CLPSOW390, PART F, D-98	95.2		*	%	0.1	0.5	07/16/08 23:49	mjc

Soil Preparation

Parameter	EPA Method	Result	Qual	XQ	Units	MDL	PQL	Date	Analyst
Air Dry at 34 Degrees C	USDA No. 1, 1972			*				07/16/08 17:03	brd/bjl
Digestion - Hot Plate	M3050B ICP-MS							07/21/08 1:17	brd
Sieve-2000 um (2.0mm)	ASA No.9, 15-4.2.2			*				07/18/08 10:18	brd/lwt

Arizona license number: AZ0102

EC 8/11/08

** Please refer to Qualifier Reports for details.*

ACZ Laboratories, Inc.

2773 Downhill Drive Steamboat Springs, CO 80487 (800) 334-5493

Inorganic Analytical Results

FMI Gold & Copper - Sierrita
Project ID: OJ07R9
Sample ID: E-JS-01-1-3

ACZ Sample ID: ***L70511-07***
Date Sampled: *07/14/08 10:58*
Date Received: *07/16/08*
Sample Matrix: *Soil*

Metals Analysis

Parameter	EPA Method	Result	Qual	XQ	Units	MDL	PQL	Date	Analyst
Antimony, total (3050)	M6020 ICP-MS	0.2	B	*	mg/Kg	0.2	1	07/29/08 18:40	msh
Arsenic, total (3050)	M6020 ICP-MS	2.5			mg/Kg	0.3	0.5	07/29/08 18:40	msh
Barium, total (3050)	M6010B ICP	122		*	mg/Kg	0.3	2	07/24/08 0:03	aeh
Beryllium, total (3050)	M6010B ICP		U		mg/Kg	0.2	1	07/24/08 0:03	aeh
Cadmium, total (3050)	M6010B ICP		U		mg/Kg	0.5	2	07/24/08 0:03	aeh
Chromium, total (3050)	M6010B ICP	3	B		mg/Kg	1	5	07/24/08 0:03	aeh
Cobalt, total (3050)	M6010B ICP	8		*	mg/Kg	1	5	07/24/08 0:03	aeh
Copper, total (3050)	M6010B ICP	1810		*	mg/Kg	1	5	07/24/08 0:03	aeh
Lead, total (3050)	M6020 ICP-MS	19.10			mg/Kg	0.05	0.3	07/29/08 18:40	msh
Manganese, total (3050)	M6010B ICP	327		*	mg/Kg	0.5	3	07/24/08 0:03	aeh
Mercury, total	M7471A CVAA		U		mg/Kg	0.04	0.2	07/21/08 20:32	jws
Molybdenum, total (3050)	M6010B ICP	79		*	mg/Kg	1	5	07/24/08 0:03	aeh
Nickel, total (3050)	M6010B ICP	10		*	mg/Kg	1	5	07/24/08 0:03	aeh
Selenium, total (3050)	M6020 ICP-MS	0.59			mg/Kg	0.05	0.3	07/29/08 18:40	msh
Thallium, total (3050)	M6020 ICP-MS	0.13	B	*	mg/Kg	0.05	0.3	07/29/08 18:40	msh
Uranium, total (3050)	M6020 ICP-MS	3.04		*	mg/Kg	0.05	0.3	07/29/08 18:40	msh
Zinc, total (3050)	M6010B ICP	165			mg/Kg	1	5	07/24/08 0:03	aeh

Soil Analysis

Parameter	EPA Method	Result	Qual	XQ	Units	MDL	PQL	Date	Analyst
Solids, Percent	CLPSOW390, PART F, D-98	94.8		*	%	0.1	0.5	07/17/08 0:52	mjc

Soil Preparation

Parameter	EPA Method	Result	Qual	XQ	Units	MDL	PQL	Date	Analyst
Air Dry at 34 Degrees C	USDA No. 1, 1972			*				07/16/08 17:10	brd/bjl
Digestion - Hot Plate	M3050B ICP-MS							07/21/08 6:18	brd
Sieve-2000 um (2.0mm)	ASA No.9, 15-4.2.2			*				07/18/08 10:22	brd/lwt

Arizona license number: AZ0102

ER 8/11/08

** Please refer to Qualifier Reports for details.*

ACZ Laboratories, Inc.
2773 Downhill Drive Steamboat Springs, CO 80487 (800) 334-5493

Inorganic Analytical Results

FMI Gold & Copper - Sierrita
Project ID: OJ07R9
Sample ID: E-JS-01-5-7

ACZ Sample ID: ***L70511-08***
Date Sampled: *07/14/08 11:11*
Date Received: *07/16/08*
Sample Matrix: *Soil*

Metals Analysis

Parameter	EPA Method	Result	Qual	XQ	Units	MDL	PQL	Date	Analyst
Antimony, total (3050)	M6020 ICP-MS		U	*	mg/Kg	0.2	1	07/29/08 18:47	msh
Arsenic, total (3050)	M6020 ICP-MS	2.0			mg/Kg	0.3	0.5	07/29/08 18:47	msh
Barium, total (3050)	M6010B ICP	203		*	mg/Kg	0.3	2	07/24/08 0:07	aeh
Beryllium, total (3050)	M6010B ICP	0.3	B		mg/Kg	0.2	1	07/24/08 0:07	aeh
Cadmium, total (3050)	M6010B ICP		U		mg/Kg	0.5	2	07/24/08 0:07	aeh
Chromium, total (3050)	M6010B ICP	4	B		mg/Kg	1	5	07/24/08 0:07	aeh
Cobalt, total (3050)	M6010B ICP	6		*	mg/Kg	1	5	07/24/08 0:07	aeh
Copper, total (3050)	M6010B ICP	1510		*	mg/Kg	1	5	07/24/08 0:07	aeh
Lead, total (3050)	M6020 ICP-MS	6.62			mg/Kg	0.05	0.3	07/29/08 18:47	msh
Manganese, total (3050)	M6010B ICP	182		*	mg/Kg	0.5	3	07/24/08 0:07	aeh
Mercury, total	M7471A CVAA		U		mg/Kg	0.04	0.2	07/21/08 20:34	jws
Molybdenum, total (3050)	M6010B ICP	246		*	mg/Kg	1	5	07/24/08 0:07	aeh
Nickel, total (3050)	M6010B ICP	9		*	mg/Kg	1	5	07/24/08 0:07	aeh
Selenium, total (3050)	M6020 ICP-MS	0.42			mg/Kg	0.05	0.3	07/29/08 18:47	msh
Thallium, total (3050)	M6020 ICP-MS	0.12	B	*	mg/Kg	0.05	0.3	07/29/08 18:47	msh
Uranium, total (3050)	M6020 ICP-MS	2.90		*	mg/Kg	0.05	0.3	07/29/08 18:47	msh
Zinc, total (3050)	M6010B ICP	134			mg/Kg	1	5	07/24/08 0:07	aeh

Soil Analysis

Parameter	EPA Method	Result	Qual	XQ	Units	MDL	PQL	Date	Analyst
Solids, Percent	CLPSOW390, PART F, D-98	90.8		*	%	0.1	0.5	07/17/08 1:55	mjc

Soil Preparation

Parameter	EPA Method	Result	Qual	XQ	Units	MDL	PQL	Date	Analyst
Air Dry at 34 Degrees C	USDA No. 1, 1972			*				07/16/08 17:17	brd/bjl
Digestion - Hot Plate	M3050B ICP-MS							07/21/08 11:20	brd
Sieve-2000 um (2.0mm)	ASA No.9, 15-4.2.2			*				07/18/08 10:26	brd/lwt

Arizona license number: AZ0102

EC 8/11/08

** Please refer to Qualifier Reports for details.*

ACZ Laboratories, Inc.
2773 Downhill Drive Steamboat Springs, CO 80487 (800) 334-5493

Inorganic Analytical Results

FMI Gold & Copper - Sierrita
Project ID: OJ07R9
Sample ID: EV-JS-01-0-1

ACZ Sample ID: ***L70511-09***
Date Sampled: *07/14/08 13:52*
Date Received: *07/16/08*
Sample Matrix: *Soil*

Metals Analysis

Parameter	EPA Method	Result	Qual	XQ	Units	MDL	PQL	Date	Analyst
Antimony, total (3050)	M6020 ICP-MS	1.1		*	mg/Kg	0.2	1	07/29/08 18:54	msh
Arsenic, total (3050)	M6020 ICP-MS	9.9			mg/Kg	0.3	0.5	07/29/08 18:54	msh
Barium, total (3050)	M6010B ICP	122		*	mg/Kg	0.3	2	07/24/08 0:10	aeh
Beryllium, total (3050)	M6010B ICP	0.2	B		mg/Kg	0.2	1	07/24/08 0:10	aeh
Cadmium, total (3050)	M6010B ICP	0.6	B		mg/Kg	0.5	2	07/24/08 0:10	aeh
Chromium, total (3050)	M6010B ICP	6			mg/Kg	1	5	07/24/08 0:10	aeh
Cobalt, total (3050)	M6010B ICP	7		*	mg/Kg	1	5	07/24/08 0:10	aeh
Copper, total (3050)	M6010B ICP	3380		*	mg/Kg	1	5	07/24/08 0:10	aeh
Lead, total (3050)	M6020 ICP-MS	196			mg/Kg	0.05	0.3	07/29/08 18:54	msh
Manganese, total (3050)	M6010B ICP	208		*	mg/Kg	0.5	3	07/24/08 0:10	aeh
Mercury, total	M7471A CVAA		U		mg/Kg	0.04	0.2	07/21/08 20:36	jws
Molybdenum, total (3050)	M6010B ICP	547		*	mg/Kg	1	5	07/24/08 0:10	aeh
Nickel, total (3050)	M6010B ICP	11		*	mg/Kg	1	5	07/24/08 0:10	aeh
Selenium, total (3050)	M6020 ICP-MS	3.43			mg/Kg	0.05	0.3	07/29/08 18:54	msh
Thallium, total (3050)	M6020 ICP-MS	0.40		*	mg/Kg	0.05	0.3	07/29/08 18:54	msh
Uranium, total (3050)	M6020 ICP-MS	4.26		*	mg/Kg	0.05	0.3	07/29/08 18:54	msh
Zinc, total (3050)	M6010B ICP	100			mg/Kg	1	5	07/24/08 0:10	aeh

Soil Analysis

Parameter	EPA Method	Result	Qual	XQ	Units	MDL	PQL	Date	Analyst
Solids, Percent	CLPSOW390, PART F, D-98	92.2		*	%	0.1	0.5	07/17/08 2:58	mjc

Soil Preparation

Parameter	EPA Method	Result	Qual	XQ	Units	MDL	PQL	Date	Analyst
Air Dry at 34 Degrees C	USDA No. 1, 1972			*				07/16/08 17:24	brd/bjl
Digestion - Hot Plate	M3050B ICP-MS							07/21/08 16:21	brd
Sieve-2000 um (2.0mm)	ASA No.9, 15-4.2.2			*				07/18/08 10:30	brd/lwt

Arizona license number: AZ0102

ER 8/11/08

** Please refer to Qualifier Reports for details.*

ACZ Laboratories, Inc.
2773 Downhill Drive Steamboat Springs, CO 80487 (800) 334-5493

Inorganic Analytical Results

FMI Gold & Copper - Sierrita
Project ID: OJ07R9
Sample ID: EV-JS-01-1-3

ACZ Sample ID: ***L70511-10***
Date Sampled: *07/14/08 13:52*
Date Received: *07/16/08*
Sample Matrix: *Soil*

Metals Analysis

Parameter	EPA Method	Result	Qual	XQ	Units	MDL	PQL	Date	Analyst
Antimony, total (3050)	M6020 ICP-MS	0.4	B	*	mg/Kg	0.2	1	07/29/08 19:00	msh
Arsenic, total (3050)	M6020 ICP-MS	5.7			mg/Kg	0.3	0.5	07/29/08 19:00	msh
Barium, total (3050)	M6010B ICP	213		*	mg/Kg	0.3	2	07/24/08 0:14	aeh
Beryllium, total (3050)	M6010B ICP	0.4	B		mg/Kg	0.2	1	07/24/08 0:14	aeh
Cadmium, total (3050)	M6010B ICP	1.6	B		mg/Kg	0.5	2	07/24/08 0:14	aeh
Chromium, total (3050)	M6010B ICP	9			mg/Kg	1	5	07/24/08 0:14	aeh
Cobalt, total (3050)	M6010B ICP	15		*	mg/Kg	1	5	07/24/08 0:14	aeh
Copper, total (3050)	M6010B ICP	5440		*	mg/Kg	1	5	07/24/08 0:14	aeh
Lead, total (3050)	M6020 ICP-MS	73.80			mg/Kg	0.05	0.3	07/29/08 19:00	msh
Manganese, total (3050)	M6010B ICP	402		*	mg/Kg	0.5	3	07/24/08 0:14	aeh
Mercury, total	M7471A CVAA		U		mg/Kg	0.04	0.2	07/21/08 20:38	jws
Molybdenum, total (3050)	M6010B ICP	258		*	mg/Kg	1	5	07/24/08 0:14	aeh
Nickel, total (3050)	M6010B ICP	18		*	mg/Kg	1	5	07/24/08 0:14	aeh
Selenium, total (3050)	M6020 ICP-MS	1.85			mg/Kg	0.05	0.3	07/29/08 19:00	msh
Thallium, total (3050)	M6020 ICP-MS	0.44		*	mg/Kg	0.05	0.3	07/29/08 19:00	msh
Uranium, total (3050)	M6020 ICP-MS	7.05		*	mg/Kg	0.05	0.3	07/29/08 19:00	msh
Zinc, total (3050)	M6010B ICP	224			mg/Kg	1	5	07/24/08 0:14	aeh

Soil Analysis

Parameter	EPA Method	Result	Qual	XQ	Units	MDL	PQL	Date	Analyst
Solids, Percent	CLPSOW390, PART F, D-98	92.7		*	%	0.1	0.5	07/17/08 4:00	mjc

Soil Preparation

Parameter	EPA Method	Result	Qual	XQ	Units	MDL	PQL	Date	Analyst
Air Dry at 34 Degrees C	USDA No. 1, 1972			*				07/16/08 17:30	brd/bjl
Digestion - Hot Plate	M3050B ICP-MS							07/21/08 21:22	brd
Sieve-2000 um (2.0mm)	ASA No.9, 15-4.2.2			*				07/18/08 10:33	brd/lwt

Arizona license number: AZ0102

EQ 8/11/08

** Please refer to Qualifier Reports for details.*

SIERRITA
DATA REVIEW SUMMARY

Data Package Number: L70512 Sampling Event: July 11th, 2008
Sample-specific Parameter Review? **Yes** Laboratory Performance Parameters? **No**
Data Reviewer: Liz Kraak Date Completed: 09/02/08
Peer Reviewer: Geoff Webb Date Completed: 09/02/08

This report summarizes the verification of analytical data for 18 soil samples. The soil samples were analyzed for total metals by Method 6020, Method 6010, and Method 7471A. ACZ Laboratories, Inc. of Steamboat Springs, Colorado performed the analyses. ACZ operates under laboratory licensure number AZ0102.

The data review was conducted in accordance with the criteria specified in the Draft Addendum – Quality Assurance Project Plan Sierrita Mine Green Valley, Arizona (April 2008). Independent review flags were assigned as required by Appendix E in the QAPP. The table below summarizes the samples and analyses presented in these data packages.

Field ID	Sample Type	Lab ID	Matrix	Analyses
				Total Metals
CP-N08-1-3	SA	L70512-01	S	X
CP-N08-5-7	SA	L70512-02	S	X
CP-N08-10-11	SA	L70512-03	S	X
CP-O09-0-1	SA	L70512-04	S	X
CP-O09-1-3	SA	L70512-05	S	X
CP-O09-5-7	SA	L70512-06	S	X
CP-O09-10-12	SA	L70512-07	S	X
CP-O09-15-17	SA	L70512-08	S	X
CP-M04-0-1	SA	L70512-09	S	X
CP-M04-1-2.5	SA	L70512-10	S	X
CP-M04-5-5.4	SA	L70512-11	S	X
CP-003-0-1	SA	L70512-12	S	X
CP-003-1-3	SA	L70512-13	S	X
CP-M06-0-1	SA	L70512-14	S	X
CP-M06-1-3	SA	L70512-15	S	X
CP-JS-02-0-1	SA	L70512-16	S	X
CP-JS-02-1-3	SA	L70512-17	S	X
CP-N08-0-1	SA	L70512-18	S	X

Matrix: S = Soil QC Type: SA = Sample

Total Metals = Antimony, Arsenic, Lead, Selenium, Thallium, and Uranium (6020); Barium, Beryllium, Cadmium, Chromium, Cobalt, Copper, Manganese, Molybdenum, Nickel, and Zinc (6010); Mercury (7471A)

General Overall Assessment (Flags applied per ADEQ data qualifying process and QAPP guidance):

_____ Data are usable without qualification.

_X_ Data are usable with qualification (noted below).

_____ Some or all data are unusable for any purpose (detailed below).

Case Narrative Summary: Except as noted below, any of the issues noted in the laboratory case narrative potentially affecting data quality are addressed in the appropriate sections in the table below. Results reported between the MDL and RL were flagged with a B by the laboratory. No additional qualifiers were added during data review for those results reported between the MDL and RL.

Review Parameter	Criteria Met?	Comments
Sample-specific Parameters	Complete with "Yes", "No", or "Not Applicable (N/A)".	For each "No" response, list what was out, associated acceptance limits, all qualified data, and bias direction or reference associated table with pertinent details.
COC & Sample Receipt	Yes	Samples were received intact and the cooler temperatures were 3.6°C and 2.9°C upon arrival at the laboratory, which met the criterion of ≤6°C. Qualification of data was not required. The results are reported on a dry weight basis, but the RLs and MDLs are not corrected for percent solids.
Holding Times	Yes	
Method Blanks Calibration Blanks	Yes	Target analytes were not detected in the method blanks or continuing calibration blanks.
Matrix QC • MS/MSD CP-N08-0-1 (Antimony, Arsenic, Lead, Selenium, Thallium, Uranium) CP-N08-1-3 (Barium, Beryllium, Cadmium, Chromium, Cobalt, Copper, Manganese, Molybdenum, Nickel, Zinc) CP-M04-1-2.5 (Mercury) • LD CP-N08-1-3 (Percent Solids)	No	With the exceptions noted in Table 1 and Table 2 below, the recoveries and RPDs for the matrix spike (MS) and matrix spike duplicate (MSD) analyses were within the laboratory-determined acceptance range. The MS/MSD recoveries for sample CP-N08-1-3 could not be evaluated for copper and manganese because the results in the native sample were greater than four times the concentration of the spike added during digestion. Since the sample concentrations are so much greater than the spike added, the MS/MSD recoveries are not considered to be a representative measure of accuracy. Further action or qualification was not necessary. The agreement between parent sample results and the lab duplicate sample results was evaluated for percent solids. All of the results met the evaluation criteria.
Method QC • Serial Dilution N/A • Internal Standards	N/A	
	Yes	**Internal Standards** All internal standards were within the laboratory-determined acceptance limits. Data qualification was not required.
Field QC • Rinsate Blank N/A • Field Duplicate N/A • Field Blank N/A	N/A	
Laboratory Control Sample/ Laboratory Control Sample Duplicate (LCS/LCSD)	Yes	All LCS and LCSD percent recoveries and RPDs were within laboratory-determined acceptance limits. Data qualification was not required.
Elevated RLs without associated non-detect results	Yes	
Package Completeness	Yes	
Other Parameters	N/A	

Table 1: MS/MSD Recovery Outliers and Resultant Qualification

Sample	Analyte	%Rs (Limits)	Qualification
CP-N08-0-1	Antimony	**52.6**/ **57.8** (75-125)	As the potential bias was considered to be low, the listed analytical results were flagged with a M2.
CP-N08-1-3	Beryllium	88.9/ **67.3** (75-125)	
	Cadmium	86.3/ **74.3** (75-125)	
	Chromium	85/ **60.4** (75-125)	
	Cobalt	81.6/ **56.8** (75-125)	
	Molybdenum	**61.8**/ **-51.5** (75-125)	
	Nickel	83.2/ **59.4** (75-125)	
	Zinc	**36.4**/ **-43.8** (75-125)	
CP-N08-1-3	Barium	88.4/ **150.2** (75-125)	As the potential bias was considered to be high, the barium result for sample CP-JS-03-01 was flagged with a M1.

%R = Percent Recovery M2 = Matrix spike recovery was low; the associated blank spike recovery was acceptable.

M1 = Matrix spike recovery was high; the associated blank spike recovery was acceptable.

Table 2: MS/MSD RPD Outliers and Resultant Data Qualification

Sample	Analyte	RPD (Limit)	Qualification
CP-N08-1-3	Beryllium	27.36 (20)	The listed analytical results for sample CP-N08-1-3 were flagged with a R8.
	Chromium	28.38 (20)	
	Cobalt	26.62 (20)	
	Molybdenum	37.73 (20)	
	Nickel	26.73 (20)	
	Zinc	25.45 (20)	

RPD – Relative Percent Difference R8 – Sample RPD exceeded the method acceptance criteria.

ACZ Laboratories, Inc.

2773 Downhill Drive Steamboat Springs, CO 80487 (800) 334-5493

Inorganic Analytical Results

FMI Gold & Copper - Sierrita
Project ID: OJ07R9
Sample ID: CP-N08-1-3

ACZ Sample ID: ***L70512-01***
Date Sampled: *07/11/08 13:55*
Date Received: *07/16/08*
Sample Matrix: *Soil*

Metals Analysis

Parameter	EPA Method	Result	Qual	XQ	Units	MDL	PQL	Date	Analyst	
Antimony, total (3050)	M6020 ICP-MS	0.6	B	*	mg/Kg	0.2	1	08/15/08 20:53	erf/msh	
Arsenic, total (3050)	M6020 ICP-MS	7.5			mg/Kg	0.3	0.5	08/15/08 0:50	erf/msh	
Barium, total (3050)	M6010B ICP	188		*	mg/Kg	0.3	2	08/04/08 14:53	aeh	M1
Beryllium, total (3050)	M6010B ICP	0.4	B	*	mg/Kg	0.2	1	08/02/08 21:05	nek/erf	MZ, R8
Cadmium, total (3050)	M6010B ICP		U	*	mg/Kg	0.5	2	08/02/08 21:05	nek/erf	MZ
Chromium, total (3050)	M6010B ICP	7		*	mg/Kg	1	5	08/02/08 21:05	nek/erf	MZ, R8
Cobalt, total (3050)	M6010B ICP	12		*	mg/Kg	1	5	08/02/08 21:05	nek/erf	MZ, R8
Copper, total (3050)	M6010B ICP	2420		*	mg/Kg	1	5	07/30/08 14:54	aeh	
Lead, total (3050)	M6020 ICP-MS	16.30		*	mg/Kg	0.05	0.3	08/15/08 0:50	erf/msh	
Manganese, total (3050)	M6010B ICP	294		*	mg/Kg	0.5	3	07/30/08 14:54	aeh	
Mercury, total	M7471A CVAA	0.04	B		mg/Kg	0.04	0.2	07/21/08 20:40	jws	
Molybdenum, total (3050)	M6010B ICP	149		*	mg/Kg	1	5	08/02/08 21:05	nek/erf	MZ, R8
Nickel, total (3050)	M6010B ICP	9		*	mg/Kg	1	5	08/02/08 21:05	nek/erf	MZ, R8
Selenium, total (3050)	M6020 ICP-MS	0.85		*	mg/Kg	0.05	0.3	08/15/08 0:50	erf/msh	
Thallium, total (3050)	M6020 ICP-MS	0.53		*	mg/Kg	0.05	0.3	08/15/08 0:50	erf/msh	
Uranium, total (3050)	M6020 ICP-MS	8.99		*	mg/Kg	0.05	0.3	08/15/08 0:50	erf/msh	
Zinc, total (3050)	M6010B ICP	161		*	mg/Kg	1	5	08/02/08 21:05	nek/erf	R8, MZ

Soil Analysis

Parameter	EPA Method	Result	Qual	XQ	Units	MDL	PQL	Date	Analyst
Solids, Percent	CLPSOW390, PART F, D-98	95.4		*	%	0.1	0.5	07/16/08 18:03	mjc

Soil Preparation

Parameter	EPA Method	Result	Qual	XQ	Units	MDL	PQL	Date	Analyst
Air Dry at 34 Degrees C	USDA No. 1, 1972			*				07/16/08 17:37	brd/bjl
Digestion - Hot Plate	M3050B ICP-MS							08/12/08 19:26	mjc/brd
Sieve-2000 um (2.0mm)	ASA No.9, 15-4.2.2			*				07/18/08 10:37	brd/lwt

Arizona license number: AZ0102

EQ 9/2/08

** Please refer to Qualifier Reports for details.*

ACZ Laboratories, Inc.
2773 Downhill Drive Steamboat Springs, CO 80487 (800) 334-5493

Inorganic Analytical Results

FMI Gold & Copper - Sierrita
Project ID: OJ07R9
Sample ID: CP-N08-5-7

ACZ Sample ID: ***L70512-02***
Date Sampled: *07/11/08 14:00*
Date Received: *07/16/08*
Sample Matrix: *Soil*

Metals Analysis

Parameter	EPA Method	Result	Qual	XQ	Units	MDL	PQL	Date	Analyst
Antimony, total (3050)	M6020 ICP-MS	0.5	B	*	mg/Kg	0.2	1	08/15/08 21:00	erf/msh
Arsenic, total (3050)	M6020 ICP-MS	7.7			mg/Kg	0.3	0.5	08/15/08 0:56	erf/msh
Barium, total (3050)	M6010B ICP	186		*	mg/Kg	0.3	2	08/04/08 15:14	aeh
Beryllium, total (3050)	M6010B ICP	0.4	B	*	mg/Kg	0.2	1	08/02/08 21:27	nek/erf
Cadmium, total (3050)	M6010B ICP		U	*	mg/Kg	0.5	2	08/02/08 21:27	nek/erf
Chromium, total (3050)	M6010B ICP	11		*	mg/Kg	1	5	08/02/08 21:27	nek/erf
Cobalt, total (3050)	M6010B ICP	11		*	mg/Kg	1	5	08/02/08 21:27	nek/erf
Copper, total (3050)	M6010B ICP	1100		*	mg/Kg	1	5	07/30/08 15:16	aeh
Lead, total (3050)	M6020 ICP-MS	9.56		*	mg/Kg	0.05	0.3	08/15/08 0:56	erf/msh
Manganese, total (3050)	M6010B ICP	365		*	mg/Kg	0.5	3	07/30/08 15:16	aeh
Mercury, total	M7471A CVAA		U		mg/Kg	0.04	0.2	07/21/08 20:43	jws
Molybdenum, total (3050)	M6010B ICP	77		*	mg/Kg	1	5	08/02/08 21:27	nek/erf
Nickel, total (3050)	M6010B ICP	9		*	mg/Kg	1	5	08/02/08 21:27	nek/erf
Selenium, total (3050)	M6020 ICP-MS	0.54		*	mg/Kg	0.05	0.3	08/15/08 0:56	erf/msh
Thallium, total (3050)	M6020 ICP-MS	0.41		*	mg/Kg	0.05	0.3	08/15/08 0:56	erf/msh
Uranium, total (3050)	M6020 ICP-MS	9.35		*	mg/Kg	0.05	0.3	08/15/08 0:56	erf/msh
Zinc, total (3050)	M6010B ICP	66		*	mg/Kg	1	5	08/02/08 21:27	nek/erf

Soil Analysis

Parameter	EPA Method	Result	Qual	XQ	Units	MDL	PQL	Date	Analyst
Solids, Percent	CLPSOW390, PART F, D-98	96.5		*	%	0.1	0.5	07/16/08 19:41	mjc

Soil Preparation

Parameter	EPA Method	Result	Qual	XQ	Units	MDL	PQL	Date	Analyst
Air Dry at 34 Degrees C	USDA No. 1, 1972			*				07/16/08 17:44	brd/bjl
Digestion - Hot Plate	M3050B ICP-MS							08/12/08 20:35	mjc/brd
Sieve-2000 um (2.0mm)	ASA No.9, 15-4.2.2			*				07/18/08 10:41	brd/lwt

Arizona license number: AZ0102

EE 9/2/08

** Please refer to Qualifier Reports for details.*

ACZ Laboratories, Inc.

2773 Downhill Drive Steamboat Springs, CO 80487 (800) 334-5493

Inorganic Analytical Results

FMI Gold & Copper - Sierrita
Project ID: OJ07R9
Sample ID: CP-N08-10-11

ACZ Sample ID: ***L70512-03***
Date Sampled: *07/11/08 14:05*
Date Received: *07/16/08*
Sample Matrix: *Soil*

Metals Analysis

Parameter	EPA Method	Result	Qual	XQ	Units	MDL	PQL	Date	Analyst
Antimony, total (3050)	M6020 ICP-MS	2.9		*	mg/Kg	0.2	1	08/15/08 21:07	erf/msh
Arsenic, total (3050)	M6020 ICP-MS	41.9			mg/Kg	0.3	0.5	08/15/08 1:03	erf/msh
Barium, total (3050)	M6010B ICP	213		*	mg/Kg	0.3	2	08/04/08 15:17	aeh
Beryllium, total (3050)	M6010B ICP	0.6	B	*	mg/Kg	0.2	1	08/02/08 21:31	nek/erf
Cadmium, total (3050)	M6010B ICP		U	*	mg/Kg	0.5	2	08/02/08 21:31	nek/erf
Chromium, total (3050)	M6010B ICP	14		*	mg/Kg	1	5	08/02/08 21:31	nek/erf
Cobalt, total (3050)	M6010B ICP	9		*	mg/Kg	1	5	08/02/08 21:31	nek/erf
Copper, total (3050)	M6010B ICP	1190		*	mg/Kg	1	5	07/30/08 15:20	aeh
Lead, total (3050)	M6020 ICP-MS	9.66		*	mg/Kg	0.05	0.3	08/15/08 1:03	erf/msh
Manganese, total (3050)	M6010B ICP	271		*	mg/Kg	0.5	3	07/30/08 15:20	aeh
Mercury, total	M7471A CVAA	0.10	B		mg/Kg	0.04	0.2	07/21/08 20:45	jws
Molybdenum, total (3050)	M6010B ICP	106		*	mg/Kg	1	5	08/02/08 21:31	nek/erf
Nickel, total (3050)	M6010B ICP	9		*	mg/Kg	1	5	08/02/08 21:31	nek/erf
Selenium, total (3050)	M6020 ICP-MS	1.58		*	mg/Kg	0.05	0.3	08/15/08 1:03	erf/msh
Thallium, total (3050)	M6020 ICP-MS	0.34		*	mg/Kg	0.05	0.3	08/15/08 1:03	erf/msh
Uranium, total (3050)	M6020 ICP-MS	9.05		*	mg/Kg	0.05	0.3	08/15/08 1:03	erf/msh
Zinc, total (3050)	M6010B ICP	73		*	mg/Kg	1	5	08/02/08 21:31	nek/erf

Soil Analysis

Parameter	EPA Method	Result	Qual	XQ	Units	MDL	PQL	Date	Analyst
Solids, Percent	CLPSOW390, PART F, D-98	95.3		*	%	0.1	0.5	07/16/08 20:30	mjc

Soil Preparation

Parameter	EPA Method	Result	Qual	XQ	Units	MDL	PQL	Date	Analyst
Air Dry at 34 Degrees C	USDA No. 1, 1972			*				07/16/08 17:51	brd/bjl
Digestion - Hot Plate	M3050B ICP-MS							08/12/08 21:44	mjc/brd
Sieve-2000 um (2.0mm)	ASA No.9, 15-4.2.2			*				07/18/08 10:45	brd/lwt

Arizona license number: AZ0102

EL 9/2/08

** Please refer to Qualifier Reports for details.*

ACZ Laboratories, Inc.

2773 Downhill Drive Steamboat Springs, CO 80487 (800) 334-5493

Inorganic Analytical Results

FMI Gold & Copper - Sierrita
Project ID: OJ07R9
Sample ID: CP-O09-0-1

ACZ Sample ID: ***L70512-04***
Date Sampled: *07/11/08 14:52*
Date Received: *07/16/08*
Sample Matrix: *Soil*

Metals Analysis

Parameter	EPA Method	Result	Qual	XQ	Units	MDL	PQL	Date	Analyst
Antimony, total (3050)	M6020 ICP-MS		U	*	mg/Kg	0.2	1	08/15/08 21:14	erf/msh
Arsenic, total (3050)	M6020 ICP-MS	3.5			mg/Kg	0.3	0.5	08/15/08 1:10	erf/msh
Barium, total (3050)	M6010B ICP	142		*	mg/Kg	0.3	2	08/04/08 15:21	aeh
Beryllium, total (3050)	M6010B ICP	0.5	B	*	mg/Kg	0.2	1	08/02/08 21:34	nek/erf
Cadmium, total (3050)	M6010B ICP		U	*	mg/Kg	0.5	2	08/02/08 21:34	nek/erf
Chromium, total (3050)	M6010B ICP	5	B	*	mg/Kg	1	5	08/02/08 21:34	nek/erf
Cobalt, total (3050)	M6010B ICP	11		*	mg/Kg	1	5	08/02/08 21:34	nek/erf
Copper, total (3050)	M6010B ICP	913		*	mg/Kg	1	5	07/30/08 15:23	aeh
Lead, total (3050)	M6020 ICP-MS	11.20		*	mg/Kg	0.05	0.3	08/15/08 1:10	erf/msh
Manganese, total (3050)	M6010B ICP	469		*	mg/Kg	0.5	3	07/30/08 15:23	aeh
Mercury, total	M7471A CVAA		U		mg/Kg	0.04	0.2	07/21/08 20:47	jws
Molybdenum, total (3050)	M6010B ICP	69		*	mg/Kg	1	5	08/02/08 21:34	nek/erf
Nickel, total (3050)	M6010B ICP	8		*	mg/Kg	1	5	08/02/08 21:34	nek/erf
Selenium, total (3050)	M6020 ICP-MS	0.39		*	mg/Kg	0.05	0.3	08/15/08 1:10	erf/msh
Thallium, total (3050)	M6020 ICP-MS	0.32		*	mg/Kg	0.05	0.3	08/15/08 1:10	erf/msh
Uranium, total (3050)	M6020 ICP-MS	4.91		*	mg/Kg	0.05	0.3	08/15/08 1:10	erf/msh
Zinc, total (3050)	M6010B ICP	106		*	mg/Kg	1	5	08/02/08 21:34	nek/erf

Soil Analysis

Parameter	EPA Method	Result	Qual	XQ	Units	MDL	PQL	Date	Analyst
Solids, Percent	CLPSOW390, PART F, D-98	93.5		*	%	0.1	0.5	07/16/08 21:19	mjc

Soil Preparation

Parameter	EPA Method	Result	Qual	XQ	Units	MDL	PQL	Date	Analyst
Air Dry at 34 Degrees C	USDA No. 1, 1972			*				07/16/08 17:57	brd/bjl
Digestion - Hot Plate	M3050B ICP-MS							08/12/08 22:53	mjc/brd
Sieve-2000 um (2.0mm)	ASA No.9, 15-4.2.2			*				07/18/08 10:48	brd/lwt

Arizona license number: AZ0102

EL 9/2/08

** Please refer to Qualifier Reports for details.*

ACZ Laboratories, Inc.

2773 Downhill Drive Steamboat Springs, CO 80487 (800) 334-5493

Inorganic Analytical Results

FMI Gold & Copper - Sierrita
Project ID: OJ07R9
Sample ID: CP-O09-1-3

ACZ Sample ID: ***L70512-05***
Date Sampled: *07/11/08 14:52*
Date Received: *07/16/08*
Sample Matrix: *Soil*

Metals Analysis

Parameter	EPA Method	Result	Qual	XQ	Units	MDL	PQL	Date	Analyst
Antimony, total (3050)	M6020 ICP-MS		U	*	mg/Kg	0.2	1	08/15/08 21:21	erf/msh
Arsenic, total (3050)	M6020 ICP-MS	3.4			mg/Kg	0.3	0.5	08/15/08 1:17	erf/msh
Barium, total (3050)	M6010B ICP	187		*	mg/Kg	0.3	2	08/04/08 15:24	aeh
Beryllium, total (3050)	M6010B ICP	0.5	B	*	mg/Kg	0.2	1	08/02/08 21:38	nek/erf
Cadmium, total (3050)	M6010B ICP		U	*	mg/Kg	0.5	2	08/02/08 21:38	nek/erf
Chromium, total (3050)	M6010B ICP	7		*	mg/Kg	1	5	08/02/08 21:38	nek/erf
Cobalt, total (3050)	M6010B ICP	13		*	mg/Kg	1	5	08/02/08 21:38	nek/erf
Copper, total (3050)	M6010B ICP	1500		*	mg/Kg	1	5	07/30/08 15:27	aeh
Lead, total (3050)	M6020 ICP-MS	26.70		*	mg/Kg	0.05	0.3	08/15/08 1:17	erf/msh
Manganese, total (3050)	M6010B ICP	442		*	mg/Kg	0.5	3	07/30/08 15:27	aeh
Mercury, total	M7471A CVAA		U		mg/Kg	0.04	0.2	07/21/08 20:50	jws
Molybdenum, total (3050)	M6010B ICP	43		*	mg/Kg	1	5	08/02/08 21:38	nek/erf
Nickel, total (3050)	M6010B ICP	10		*	mg/Kg	1	5	08/02/08 21:38	nek/erf
Selenium, total (3050)	M6020 ICP-MS	0.45		*	mg/Kg	0.05	0.3	08/15/08 1:17	erf/msh
Thallium, total (3050)	M6020 ICP-MS	0.35		*	mg/Kg	0.05	0.3	08/15/08 1:17	erf/msh
Uranium, total (3050)	M6020 ICP-MS	5.66		*	mg/Kg	0.05	0.3	08/15/08 1:17	erf/msh
Zinc, total (3050)	M6010B ICP	146		*	mg/Kg	1	5	08/02/08 21:38	nek/erf

Soil Analysis

Parameter	EPA Method	Result	Qual	XQ	Units	MDL	PQL	Date	Analyst
Solids, Percent	CLPSOW390, PART F, D-98	95.7		*	%	0.1	0.5	07/16/08 22:08	mjc

Soil Preparation

Parameter	EPA Method	Result	Qual	XQ	Units	MDL	PQL	Date	Analyst
Air Dry at 34 Degrees C	USDA No. 1, 1972			*				07/16/08 18:04	brd/bjl
Digestion - Hot Plate	M3050B ICP-MS							08/13/08 0:02	mjc/brd
Sieve-2000 um (2.0mm)	ASA No.9, 15-4.2.2			*				07/18/08 10:52	brd/lwt

Arizona license number: AZ0102

EE 9/2/08

** Please refer to Qualifier Reports for details.*

ACZ Laboratories, Inc.

2773 Downhill Drive Steamboat Springs, CO 80487 (800) 334-5493

Inorganic Analytical Results

FMI Gold & Copper - Sierrita
Project ID: OJ07R9
Sample ID: CP-O09-5-7

ACZ Sample ID: ***L70512-06***
Date Sampled: *07/11/08 14:58*
Date Received: *07/16/08*
Sample Matrix: *Soil*

Metals Analysis

Parameter	EPA Method	Result	Qual	XQ	Units	MDL	PQL	Date	Analyst
Antimony, total (3050)	M6020 ICP-MS		U	*	mg/Kg	0.2	1	08/15/08 21:27	erf/msh
Arsenic, total (3050)	M6020 ICP-MS	2.6			mg/Kg	0.3	0.5	08/15/08 1:44	erf/msh
Barium, total (3050)	M6010B ICP	158		*	mg/Kg	0.3	2	08/04/08 15:27	aeh
Beryllium, total (3050)	M6010B ICP	0.4	B	*	mg/Kg	0.2	1	08/02/08 21:42	nek/erf
Cadmium, total (3050)	M6010B ICP		U	*	mg/Kg	0.5	2	08/02/08 21:42	nek/erf
Chromium, total (3050)	M6010B ICP	12		*	mg/Kg	1	5	08/02/08 21:42	nek/erf
Cobalt, total (3050)	M6010B ICP	9		*	mg/Kg	1	5	08/02/08 21:42	nek/erf
Copper, total (3050)	M6010B ICP	2480		*	mg/Kg	1	5	07/30/08 15:30	aeh
Lead, total (3050)	M6020 ICP-MS	18.60		*	mg/Kg	0.05	0.3	08/15/08 1:44	erf/msh
Manganese, total (3050)	M6010B ICP	317		*	mg/Kg	0.5	3	07/30/08 15:30	aeh
Mercury, total	M7471A CVAA		U		mg/Kg	0.04	0.2	07/21/08 20:57	jws
Molybdenum, total (3050)	M6010B ICP	36		*	mg/Kg	1	5	08/02/08 21:42	nek/erf
Nickel, total (3050)	M6010B ICP	9		*	mg/Kg	1	5	08/02/08 21:42	nek/erf
Selenium, total (3050)	M6020 ICP-MS	0.39		*	mg/Kg	0.05	0.3	08/15/08 1:44	erf/msh
Thallium, total (3050)	M6020 ICP-MS	0.29	B	*	mg/Kg	0.05	0.3	08/15/08 1:44	erf/msh
Uranium, total (3050)	M6020 ICP-MS	3.40		*	mg/Kg	0.05	0.3	08/15/08 1:44	erf/msh
Zinc, total (3050)	M6010B ICP	78		*	mg/Kg	1	5	08/02/08 21:42	nek/erf

Soil Analysis

Parameter	EPA Method	Result	Qual	XQ	Units	MDL	PQL	Date	Analyst
Solids, Percent	CLPSOW390, PART F, D-98	95.5		*	%	0.1	0.5	07/16/08 22:57	mjc

Soil Preparation

Parameter	EPA Method	Result	Qual	XQ	Units	MDL	PQL	Date	Analyst
Air Dry at 34 Degrees C	USDA No. 1, 1972			*				07/16/08 18:11	brd/bjl
Digestion - Hot Plate	M3050B ICP-MS							08/13/08 1:10	mjc/brd
Sieve-2000 um (2.0mm)	ASA No.9, 15-4.2.2			*				07/18/08 10:56	brd/lwt

Arizona license number: AZ0102

EC 9/2/08

** Please refer to Qualifier Reports for details.*

ACZ Laboratories, Inc.

2773 Downhill Drive Steamboat Springs, CO 80487 (800) 334-5493

Inorganic Analytical Results

FMI Gold & Copper - Sierrita
Project ID: OJ07R9
Sample ID: CP-O09-10-12

ACZ Sample ID: ***L70512-07***
Date Sampled: *07/11/08 15:02*
Date Received: *07/16/08*
Sample Matrix: *Soil*

Metals Analysis

Parameter	EPA Method	Result	Qual	XQ	Units	MDL	PQL	Date	Analyst
Antimony, total (3050)	M6020 ICP-MS	0.4	B	*	mg/Kg	0.2	1	08/15/08 21:48	erf/msh
Arsenic, total (3050)	M6020 ICP-MS	3.7			mg/Kg	0.3	0.5	08/15/08 1:51	erf/msh
Barium, total (3050)	M6010B ICP	155		*	mg/Kg	0.3	2	08/04/08 15:31	aeh
Beryllium, total (3050)	M6010B ICP	0.4	B	*	mg/Kg	0.2	1	08/02/08 21:46	nek/erf
Cadmium, total (3050)	M6010B ICP	1.1	B	*	mg/Kg	0.5	2	08/02/08 21:46	nek/erf
Chromium, total (3050)	M6010B ICP	25		*	mg/Kg	1	5	08/02/08 21:46	nek/erf
Cobalt, total (3050)	M6010B ICP	11		*	mg/Kg	1	5	08/02/08 21:46	nek/erf
Copper, total (3050)	M6010B ICP	1670		*	mg/Kg	1	5	07/30/08 15:34	aeh
Lead, total (3050)	M6020 ICP-MS	46.10		*	mg/Kg	0.05	0.3	08/15/08 1:51	erf/msh
Manganese, total (3050)	M6010B ICP	343		*	mg/Kg	0.5	3	07/30/08 15:34	aeh
Mercury, total	M7471A CVAA		U		mg/Kg	0.04	0.2	07/21/08 20:59	jws
Molybdenum, total (3050)	M6010B ICP	73		*	mg/Kg	1	5	08/02/08 21:46	nek/erf
Nickel, total (3050)	M6010B ICP	11		*	mg/Kg	1	5	08/02/08 21:46	nek/erf
Selenium, total (3050)	M6020 ICP-MS	0.84		*	mg/Kg	0.05	0.3	08/15/08 1:51	erf/msh
Thallium, total (3050)	M6020 ICP-MS	0.31		*	mg/Kg	0.05	0.3	08/15/08 1:51	erf/msh
Uranium, total (3050)	M6020 ICP-MS	3.45		*	mg/Kg	0.05	0.3	08/15/08 1:51	erf/msh
Zinc, total (3050)	M6010B ICP	123		*	mg/Kg	1	5	08/02/08 21:46	nek/erf

Soil Analysis

Parameter	EPA Method	Result	Qual	XQ	Units	MDL	PQL	Date	Analyst
Solids, Percent	CLPSOW390, PART F, D-98	94.6		*	%	0.1	0.5	07/16/08 23:46	mjc

Soil Preparation

Parameter	EPA Method	Result	Qual	XQ	Units	MDL	PQL	Date	Analyst
Air Dry at 34 Degrees C	USDA No. 1, 1972			*				07/16/08 18:18	brd/bjl
Digestion - Hot Plate	M3050B ICP-MS							08/13/08 2:19	mjc/brd
Sieve-2000 um (2.0mm)	ASA No.9, 15-4.2.2			*				07/18/08 11:00	brd/lwt

Arizona license number: AZ0102

EE 9/2/08

** Please refer to Qualifier Reports for details.*

ACZ Laboratories, Inc.
2773 Downhill Drive Steamboat Springs, CO 80487 (800) 334-5493

Inorganic Analytical Results

FMI Gold & Copper - Sierrita
Project ID: OJ07R9
Sample ID: CP-O09-15-17

ACZ Sample ID: ***L70512-08***
Date Sampled: *07/11/08 15:10*
Date Received: *07/16/08*
Sample Matrix: *Soil*

Metals Analysis

Parameter	EPA Method	Result	Qual	XQ	Units	MDL	PQL	Date	Analyst
Antimony, total (3050)	M6020 ICP-MS		U	*	mg/Kg	0.2	1	08/15/08 22:02	erf/msh
Arsenic, total (3050)	M6020 ICP-MS	1.4			mg/Kg	0.3	0.5	08/15/08 1:58	erf/msh
Barium, total (3050)	M6010B ICP	155		*	mg/Kg	0.3	2	08/04/08 15:34	aeh
Beryllium, total (3050)	M6010B ICP	0.3	B	*	mg/Kg	0.2	1	08/02/08 21:49	nek/erf
Cadmium, total (3050)	M6010B ICP		U	*	mg/Kg	0.5	2	08/02/08 21:49	nek/erf
Chromium, total (3050)	M6010B ICP	7		*	mg/Kg	1	5	08/02/08 21:49	nek/erf
Cobalt, total (3050)	M6010B ICP	10		*	mg/Kg	1	5	08/02/08 21:49	nek/erf
Copper, total (3050)	M6010B ICP	666		*	mg/Kg	1	5	07/30/08 15:38	aeh
Lead, total (3050)	M6020 ICP-MS	6.56		*	mg/Kg	0.05	0.3	08/15/08 1:58	erf/msh
Manganese, total (3050)	M6010B ICP	326		*	mg/Kg	0.5	3	07/30/08 15:38	aeh
Mercury, total	M7471A CVAA		U		mg/Kg	0.04	0.2	07/21/08 21:01	jws
Molybdenum, total (3050)	M6010B ICP	16		*	mg/Kg	1	5	08/02/08 21:49	nek/erf
Nickel, total (3050)	M6010B ICP	9		*	mg/Kg	1	5	08/02/08 21:49	nek/erf
Selenium, total (3050)	M6020 ICP-MS	0.23	B		mg/Kg	0.05	0.3	08/22/08 15:13	msh
Thallium, total (3050)	M6020 ICP-MS	0.36		*	mg/Kg	0.05	0.3	08/15/08 1:58	erf/msh
Uranium, total (3050)	M6020 ICP-MS	2.62		*	mg/Kg	0.05	0.3	08/15/08 1:58	erf/msh
Zinc, total (3050)	M6010B ICP	147		*	mg/Kg	1	5	08/02/08 21:49	nek/erf

Soil Analysis

Parameter	EPA Method	Result	Qual	XQ	Units	MDL	PQL	Date	Analyst
Solids, Percent	CLPSOW390, PART F, D-98	95.2		*	%	0.1	0.5	07/17/08 0:35	mjc

Soil Preparation

Parameter	EPA Method	Result	Qual	XQ	Units	MDL	PQL	Date	Analyst
Air Dry at 34 Degrees C	USDA No. 1, 1972			*				07/16/08 18:25	brd/bjl
Digestion - Hot Plate	M3050B ICP-MS							08/13/08 3:28	mjc/brd
Sieve-2000 um (2.0mm)	ASA No.9, 15-4.2.2			*				07/18/08 11:03	brd/lwt

Arizona license number: AZ0102

EC 9/2/08

** Please refer to Qualifier Reports for details.*

ACZ Laboratories, Inc.

2773 Downhill Drive Steamboat Springs, CO 80487 (800) 334-5493

Inorganic Analytical Results

FMI Gold & Copper - Sierrita
Project ID: OJ07R9
Sample ID: CP-M04-0-1

ACZ Sample ID: ***L70512-09***
Date Sampled: *07/11/08 09:55*
Date Received: *07/16/08*
Sample Matrix: *Soil*

Metals Analysis

Parameter	EPA Method	Result	Qual	XQ	Units	MDL	PQL	Date	Analyst
Antimony, total (3050)	M6020 ICP-MS	2.3		*	mg/Kg	0.2	1	08/15/08 22:09	erf/msh
Arsenic, total (3050)	M6020 ICP-MS	12.6			mg/Kg	0.3	0.5	08/15/08 2:05	erf/msh
Barium, total (3050)	M6010B ICP	130		*	mg/Kg	0.3	2	08/04/08 15:38	aeh
Beryllium, total (3050)	M6010B ICP	0.5	B	*	mg/Kg	0.2	1	08/02/08 21:53	nek/erf
Cadmium, total (3050)	M6010B ICP	0.7	B	*	mg/Kg	0.5	2	08/02/08 21:53	nek/erf
Chromium, total (3050)	M6010B ICP	9		*	mg/Kg	1	5	08/02/08 21:53	nek/erf
Cobalt, total (3050)	M6010B ICP	9		*	mg/Kg	1	5	08/02/08 21:53	nek/erf
Copper, total (3050)	M6010B ICP	9390		*	mg/Kg	1	5	07/30/08 15:41	aeh
Lead, total (3050)	M6020 ICP-MS	48.10		*	mg/Kg	0.05	0.3	08/15/08 2:05	erf/msh
Manganese, total (3050)	M6010B ICP	333		*	mg/Kg	0.5	3	07/30/08 15:41	aeh
Mercury, total	M7471A CVAA	0.15	B		mg/Kg	0.04	0.2	07/21/08 21:03	jws
Molybdenum, total (3050)	M6010B ICP	704		*	mg/Kg	1	5	08/02/08 21:53	nek/erf
Nickel, total (3050)	M6010B ICP	7		*	mg/Kg	1	5	08/02/08 21:53	nek/erf
Selenium, total (3050)	M6020 ICP-MS	3.09		*	mg/Kg	0.05	0.3	08/15/08 2:05	erf/msh
Thallium, total (3050)	M6020 ICP-MS	0.24	B	*	mg/Kg	0.05	0.3	08/15/08 2:05	erf/msh
Uranium, total (3050)	M6020 ICP-MS	5.55		*	mg/Kg	0.05	0.3	08/15/08 2:05	erf/msh
Zinc, total (3050)	M6010B ICP	272		*	mg/Kg	1	5	08/02/08 21:53	nek/erf

Soil Analysis

Parameter	EPA Method	Result	Qual	XQ	Units	MDL	PQL	Date	Analyst
Solids, Percent	CLPSOW390, PART F, D-98	91.6		*	%	0.1	0.5	07/17/08 1:24	mjc

Soil Preparation

Parameter	EPA Method	Result	Qual	XQ	Units	MDL	PQL	Date	Analyst
Air Dry at 34 Degrees C	USDA No. 1, 1972			*				07/16/08 18:31	brd/bjl
Digestion - Hot Plate	M3050B ICP-MS							08/13/08 4:37	mjc/brd
Sieve-2000 um (2.0mm)	ASA No.9, 15-4.2.2			*				07/18/08 11:07	brd/lwt

Arizona license number: AZ0102

EE 9/2/08

** Please refer to Qualifier Reports for details.*

ACZ Laboratories, Inc.

2773 Downhill Drive Steamboat Springs, CO 80487 (800) 334-5493

Inorganic Analytical Results

FMI Gold & Copper - Sierrita
Project ID: OJ07R9
Sample ID: CP-M04-1-2.5

ACZ Sample ID: ***L70512-10***
Date Sampled: *07/11/08 09:57*
Date Received: *07/16/08*
Sample Matrix: *Soil*

Metals Analysis

Parameter	EPA Method	Result	Qual	XQ	Units	MDL	PQL	Date	Analyst
Antimony, total (3050)	M6020 ICP-MS	1.1		*	mg/Kg	0.2	1	08/15/08 22:16	erf/msh
Arsenic, total (3050)	M6020 ICP-MS	7.5			mg/Kg	0.3	0.5	08/15/08 2:11	erf/msh
Barium, total (3050)	M6010B ICP	142		*	mg/Kg	0.3	2	08/04/08 15:41	aeh
Beryllium, total (3050)	M6010B ICP	0.4	B	*	mg/Kg	0.2	1	08/02/08 21:57	nek/erf
Cadmium, total (3050)	M6010B ICP	0.6	B	*	mg/Kg	0.5	2	08/02/08 21:57	nek/erf
Chromium, total (3050)	M6010B ICP	26		*	mg/Kg	1	5	08/02/08 21:57	nek/erf
Cobalt, total (3050)	M6010B ICP	5	B	*	mg/Kg	1	5	08/02/08 21:57	nek/erf
Copper, total (3050)	M6010B ICP	3900		*	mg/Kg	1	5	07/30/08 15:45	aeh
Lead, total (3050)	M6020 ICP-MS	48.10		*	mg/Kg	0.05	0.3	08/15/08 2:11	erf/msh
Manganese, total (3050)	M6010B ICP	319		*	mg/Kg	0.5	3	07/30/08 15:45	aeh
Mercury, total	M7471A CVAA	0.16	B		mg/Kg	0.04	0.2	07/22/08 20:18	pmc
Molybdenum, total (3050)	M6010B ICP	206		*	mg/Kg	1	5	08/02/08 21:57	nek/erf
Nickel, total (3050)	M6010B ICP	7		*	mg/Kg	1	5	08/02/08 21:57	nek/erf
Selenium, total (3050)	M6020 ICP-MS	1.29		*	mg/Kg	0.05	0.3	08/15/08 2:11	erf/msh
Thallium, total (3050)	M6020 ICP-MS	0.12	B	*	mg/Kg	0.05	0.3	08/15/08 2:11	erf/msh
Uranium, total (3050)	M6020 ICP-MS	3.01		*	mg/Kg	0.05	0.3	08/15/08 2:11	erf/msh
Zinc, total (3050)	M6010B ICP	212		*	mg/Kg	1	5	08/02/08 21:57	nek/erf

Soil Analysis

Parameter	EPA Method	Result	Qual	XQ	Units	MDL	PQL	Date	Analyst
Solids, Percent	CLPSOW390, PART F, D-98	90.9		*	%	0.1	0.5	07/17/08 2:13	mjc

Soil Preparation

Parameter	EPA Method	Result	Qual	XQ	Units	MDL	PQL	Date	Analyst
Air Dry at 34 Degrees C	USDA No. 1, 1972			*				07/16/08 18:38	brd/bjl
Digestion - Hot Plate	M3050B ICP-MS							08/13/08 5:46	mjc/brd
Sieve-2000 um (2.0mm)	ASA No.9, 15-4.2.2			*				07/18/08 11:11	brd/lwt

Arizona license number: AZ0102

EQ 9/2/08

** Please refer to Qualifier Reports for details.*

ACZ Laboratories, Inc.

2773 Downhill Drive Steamboat Springs, CO 80487 (800) 334-5493

Inorganic Analytical Results

FMI Gold & Copper - Sierrita
Project ID: OJ07R9
Sample ID: CP-M04-5-5.4

ACZ Sample ID: ***L70512-11***
Date Sampled: *07/11/08 10:15*
Date Received: *07/16/08*
Sample Matrix: *Soil*

Metals Analysis

Parameter	EPA Method	Result	Qual	XQ	Units	MDL	PQL	Date	Analyst
Antimony, total (3050)	M6020 ICP-MS		U	*	mg/Kg	0.2	1	08/15/08 22:23	erf/msh
Arsenic, total (3050)	M6020 ICP-MS	1.5			mg/Kg	0.3	0.5	08/15/08 2:18	erf/msh
Barium, total (3050)	M6010B ICP	197		*	mg/Kg	0.3	2	08/04/08 15:45	aeh
Beryllium, total (3050)	M6010B ICP	0.5	B	*	mg/Kg	0.2	1	08/02/08 22:00	nek/erf
Cadmium, total (3050)	M6010B ICP		U	*	mg/Kg	0.5	2	08/02/08 22:00	nek/erf
Chromium, total (3050)	M6010B ICP	6		*	mg/Kg	1	5	08/02/08 22:00	nek/erf
Cobalt, total (3050)	M6010B ICP	11		*	mg/Kg	1	5	08/02/08 22:00	nek/erf
Copper, total (3050)	M6010B ICP	1720		*	mg/Kg	1	5	07/30/08 15:49	aeh
Lead, total (3050)	M6020 ICP-MS	6.55		*	mg/Kg	0.05	0.3	08/15/08 2:18	erf/msh
Manganese, total (3050)	M6010B ICP	374		*	mg/Kg	0.5	3	07/30/08 15:49	aeh
Mercury, total	M7471A CVAA		U		mg/Kg	0.04	0.2	07/22/08 20:24	pmc
Molybdenum, total (3050)	M6010B ICP	48		*	mg/Kg	1	5	08/02/08 22:00	nek/erf
Nickel, total (3050)	M6010B ICP	7		*	mg/Kg	1	5	08/02/08 22:00	nek/erf
Selenium, total (3050)	M6020 ICP-MS	0.87		*	mg/Kg	0.05	0.3	08/15/08 2:18	erf/msh
Thallium, total (3050)	M6020 ICP-MS	0.41		*	mg/Kg	0.05	0.3	08/15/08 2:18	erf/msh
Uranium, total (3050)	M6020 ICP-MS	9.05		*	mg/Kg	0.05	0.3	08/15/08 2:18	erf/msh
Zinc, total (3050)	M6010B ICP	45		*	mg/Kg	1	5	08/02/08 22:00	nek/erf

Soil Analysis

Parameter	EPA Method	Result	Qual	XQ	Units	MDL	PQL	Date	Analyst
Solids, Percent	CLPSOW390, PART F, D-98	95.6		*	%	0.1	0.5	07/17/08 3:02	mjc

Soil Preparation

Parameter	EPA Method	Result	Qual	XQ	Units	MDL	PQL	Date	Analyst
Air Dry at 34 Degrees C	USDA No. 1, 1972			*				07/16/08 18:45	brd/bjl
Digestion - Hot Plate	M3050B ICP-MS							08/13/08 6:55	mjc/brd
Sieve-2000 um (2.0mm)	ASA No.9, 15-4.2.2			*				07/18/08 11:15	brd/lwt

Arizona license number: AZ0102

EE 9/2/08

** Please refer to Qualifier Reports for details.*

ACZ Laboratories, Inc.

2773 Downhill Drive Steamboat Springs, CO 80487 (800) 334-5493

Inorganic Analytical Results

FMI Gold & Copper - Sierrita
Project ID: OJ07R9
Sample ID: CP-003-0-1

ACZ Sample ID: ***L70512-12***
Date Sampled: *07/11/08 10:52*
Date Received: *07/16/08*
Sample Matrix: *Soil*

Metals Analysis

Parameter	EPA Method	Result	Qual	XQ	Units	MDL	PQL	Date	Analyst
Antimony, total (3050)	M6020 ICP-MS		U	*	mg/Kg	0.2	1	08/15/08 22:29	erf/msh
Arsenic, total (3050)	M6020 ICP-MS	2.3			mg/Kg	0.3	0.5	08/15/08 2:25	erf/msh
Barium, total (3050)	M6010B ICP	251		*	mg/Kg	0.3	2	08/04/08 15:55	aeh
Beryllium, total (3050)	M6010B ICP	0.5	B	*	mg/Kg	0.2	1	08/02/08 22:11	nek/erf
Cadmium, total (3050)	M6010B ICP		U	*	mg/Kg	0.5	2	08/02/08 22:11	nek/erf
Chromium, total (3050)	M6010B ICP	8		*	mg/Kg	1	5	08/02/08 22:11	nek/erf
Cobalt, total (3050)	M6010B ICP	14		*	mg/Kg	1	5	08/02/08 22:11	nek/erf
Copper, total (3050)	M6010B ICP	1700		*	mg/Kg	1	5	07/30/08 15:59	aeh
Lead, total (3050)	M6020 ICP-MS	5.35		*	mg/Kg	0.05	0.3	08/15/08 2:25	erf/msh
Manganese, total (3050)	M6010B ICP	386		*	mg/Kg	0.5	3	07/30/08 15:59	aeh
Mercury, total	M7471A CVAA		U		mg/Kg	0.04	0.2	07/22/08 20:26	pmc
Molybdenum, total (3050)	M6010B ICP	102		*	mg/Kg	1	5	08/02/08 22:11	nek/erf
Nickel, total (3050)	M6010B ICP	11		*	mg/Kg	1	5	08/02/08 22:11	nek/erf
Selenium, total (3050)	M6020 ICP-MS	0.45		*	mg/Kg	0.05	0.3	08/15/08 2:25	erf/msh
Thallium, total (3050)	M6020 ICP-MS	0.40		*	mg/Kg	0.05	0.3	08/15/08 2:25	erf/msh
Uranium, total (3050)	M6020 ICP-MS	4.91		*	mg/Kg	0.05	0.3	08/15/08 2:25	erf/msh
Zinc, total (3050)	M6010B ICP	119		*	mg/Kg	1	5	08/02/08 22:11	nek/erf

Soil Analysis

Parameter	EPA Method	Result	Qual	XQ	Units	MDL	PQL	Date	Analyst
Solids, Percent	CLPSOW390, PART F, D-98	98.0		*	%	0.1	0.5	07/17/08 3:51	mjc

Soil Preparation

Parameter	EPA Method	Result	Qual	XQ	Units	MDL	PQL	Date	Analyst
Air Dry at 34 Degrees C	USDA No. 1, 1972			*				07/16/08 18:52	brd/bjl
Digestion - Hot Plate	M3050B ICP-MS							08/13/08 8:04	mjc/brd
Sieve-2000 um (2.0mm)	ASA No.9, 15-4.2.2			*				07/18/08 11:18	brd/lwt

Arizona license number: AZ0102

EE 9/2/08

** Please refer to Qualifier Reports for details.*

ACZ Laboratories, Inc.

2773 Downhill Drive Steamboat Springs, CO 80487 (800) 334-5493

Inorganic Analytical Results

FMI Gold & Copper - Sierrita
Project ID: OJ07R9
Sample ID: CP-003-1-3

ACZ Sample ID: ***L70512-13***
Date Sampled: *07/11/08 10:52*
Date Received: *07/16/08*
Sample Matrix: *Soil*

Metals Analysis

Parameter	EPA Method	Result	Qual	XQ	Units	MDL	PQL	Date	Analyst
Antimony, total (3050)	M6020 ICP-MS		U	*	mg/Kg	0.2	1	08/15/08 22:36	erf/msh
Arsenic, total (3050)	M6020 ICP-MS	1.2			mg/Kg	0.3	0.5	08/15/08 2:32	erf/msh
Barium, total (3050)	M6010B ICP	212		*	mg/Kg	0.3	2	08/04/08 15:59	aeh
Beryllium, total (3050)	M6010B ICP		U	*	mg/Kg	0.2	1	08/02/08 22:15	nek/erf
Cadmium, total (3050)	M6010B ICP		U	*	mg/Kg	0.5	2	08/02/08 22:15	nek/erf
Chromium, total (3050)	M6010B ICP	5		*	mg/Kg	1	5	08/02/08 22:15	nek/erf
Cobalt, total (3050)	M6010B ICP	13		*	mg/Kg	1	5	08/02/08 22:15	nek/erf
Copper, total (3050)	M6010B ICP	298		*	mg/Kg	1	5	07/30/08 16:03	aeh
Lead, total (3050)	M6020 ICP-MS	1.72		*	mg/Kg	0.05	0.3	08/15/08 2:32	erf/msh
Manganese, total (3050)	M6010B ICP	440		*	mg/Kg	0.5	3	07/30/08 16:03	aeh
Mercury, total	M7471A CVAA		U		mg/Kg	0.03	0.2	07/22/08 20:29	pmc
Molybdenum, total (3050)	M6010B ICP	2	B	*	mg/Kg	1	5	08/02/08 22:15	nek/erf
Nickel, total (3050)	M6010B ICP	11		*	mg/Kg	1	5	08/02/08 22:15	nek/erf
Selenium, total (3050)	M6020 ICP-MS	0.81		*	mg/Kg	0.05	0.3	08/15/08 2:32	erf/msh
Thallium, total (3050)	M6020 ICP-MS	0.31		*	mg/Kg	0.05	0.3	08/15/08 2:32	erf/msh
Uranium, total (3050)	M6020 ICP-MS	7.25		*	mg/Kg	0.05	0.3	08/15/08 2:32	erf/msh
Zinc, total (3050)	M6010B ICP	77		*	mg/Kg	1	5	08/02/08 22:15	nek/erf

Soil Analysis

Parameter	EPA Method	Result	Qual	XQ	Units	MDL	PQL	Date	Analyst
Solids, Percent	CLPSOW390, PART F, D-98	99.2		*	%	0.1	0.5	07/17/08 4:40	mjc

Soil Preparation

Parameter	EPA Method	Result	Qual	XQ	Units	MDL	PQL	Date	Analyst
Air Dry at 34 Degrees C	USDA No. 1, 1972			*				07/16/08 18:58	brd/bjl
Digestion - Hot Plate	M3050B ICP-MS							08/13/08 9:13	mjc/brd
Sieve-2000 um (2.0mm)	ASA No.9, 15-4.2.2			*				07/18/08 11:22	brd/lwt

Arizona license number: AZ0102

EE 9/2/08

** Please refer to Qualifier Reports for details.*

ACZ Laboratories, Inc.

2773 Downhill Drive Steamboat Springs, CO 80487 (800) 334-5493

Inorganic Analytical Results

FMI Gold & Copper - Sierrita
Project ID: OJ07R9
Sample ID: CP-M06-0-1

ACZ Sample ID: ***L70512-14***
Date Sampled: *07/11/08 12:56*
Date Received: *07/16/08*
Sample Matrix: *Soil*

Metals Analysis

Parameter	EPA Method	Result	Qual	XQ	Units	MDL	PQL	Date	Analyst
Antimony, total (3050)	M6020 ICP-MS		U	*	mg/Kg	0.2	1	08/15/08 22:43	erf/msh
Arsenic, total (3050)	M6020 ICP-MS	2.6			mg/Kg	0.3	0.5	08/15/08 2:39	erf/msh
Barium, total (3050)	M6010B ICP	67.1		*	mg/Kg	0.3	2	08/04/08 16:02	aeh
Beryllium, total (3050)	M6010B ICP	0.5	B	*	mg/Kg	0.2	1	08/02/08 22:18	nek/erf
Cadmium, total (3050)	M6010B ICP		U	*	mg/Kg	0.5	2	08/02/08 22:18	nek/erf
Chromium, total (3050)	M6010B ICP	6		*	mg/Kg	1	5	08/02/08 22:18	nek/erf
Cobalt, total (3050)	M6010B ICP	4	B	*	mg/Kg	1	5	08/02/08 22:18	nek/erf
Copper, total (3050)	M6010B ICP	207		*	mg/Kg	1	5	07/30/08 16:07	aeh
Lead, total (3050)	M6020 ICP-MS	7.76		*	mg/Kg	0.05	0.3	08/15/08 2:39	erf/msh
Manganese, total (3050)	M6010B ICP	159		*	mg/Kg	0.5	3	07/30/08 16:07	aeh
Mercury, total	M7471A CVAA		U		mg/Kg	0.04	0.2	07/22/08 20:31	pmc
Molybdenum, total (3050)	M6010B ICP	23		*	mg/Kg	1	5	08/02/08 22:18	nek/erf
Nickel, total (3050)	M6010B ICP	3	B	*	mg/Kg	1	5	08/02/08 22:18	nek/erf
Selenium, total (3050)	M6020 ICP-MS	0.23	B		mg/Kg	0.05	0.3	08/22/08 15:20	msh
Thallium, total (3050)	M6020 ICP-MS	0.11	B	*	mg/Kg	0.05	0.3	08/15/08 2:39	erf/msh
Uranium, total (3050)	M6020 ICP-MS	1.45		*	mg/Kg	0.05	0.3	08/15/08 2:39	erf/msh
Zinc, total (3050)	M6010B ICP	26		*	mg/Kg	1	5	08/02/08 22:18	nek/erf

Soil Analysis

Parameter	EPA Method	Result	Qual	XQ	Units	MDL	PQL	Date	Analyst
Solids, Percent	CLPSOW390, PART F, D-98	92.1		*	%	0.1	0.5	07/17/08 5:29	mjc

Soil Preparation

Parameter	EPA Method	Result	Qual	XQ	Units	MDL	PQL	Date	Analyst
Air Dry at 34 Degrees C	USDA No. 1, 1972			*				07/16/08 19:05	brd/bjl
Digestion - Hot Plate	M3050B ICP-MS							08/13/08 10:21	mjc/brd
Sieve-2000 um (2.0mm)	ASA No.9, 15-4.2.2			*				07/18/08 11:26	brd/lwt

Arizona license number: AZ0102

EE 9/2/08

** Please refer to Qualifier Reports for details.*

ACZ Laboratories, Inc.

2773 Downhill Drive Steamboat Springs, CO 80487 (800) 334-5493

Inorganic Analytical Results

FMI Gold & Copper - Sierrita
Project ID: OJ07R9
Sample ID: CP-M06-1-3

ACZ Sample ID: ***L70512-15***
Date Sampled: *07/11/08 12:56*
Date Received: *07/16/08*
Sample Matrix: *Soil*

Metals Analysis

Parameter	EPA Method	Result	Qual	XQ	Units	MDL	PQL	Date	Analyst
Antimony, total (3050)	M6020 ICP-MS	0.2	B	*	mg/Kg	0.2	1	08/15/08 22:50	erf/msh
Arsenic, total (3050)	M6020 ICP-MS	3.0			mg/Kg	0.3	0.5	08/15/08 2:46	erf/msh
Barium, total (3050)	M6010B ICP	92.4		*	mg/Kg	0.3	2	08/04/08 16:05	aeh
Beryllium, total (3050)	M6010B ICP	0.7	B	*	mg/Kg	0.2	1	08/02/08 22:22	nek/erf
Cadmium, total (3050)	M6010B ICP		U	*	mg/Kg	0.5	2	08/02/08 22:22	nek/erf
Chromium, total (3050)	M6010B ICP	7		*	mg/Kg	1	5	08/02/08 22:22	nek/erf
Cobalt, total (3050)	M6010B ICP	4	B	*	mg/Kg	1	5	08/02/08 22:22	nek/erf
Copper, total (3050)	M6010B ICP	200		*	mg/Kg	1	5	07/30/08 16:10	aeh
Lead, total (3050)	M6020 ICP-MS	8.17		*	mg/Kg	0.05	0.3	08/15/08 2:46	erf/msh
Manganese, total (3050)	M6010B ICP	157		*	mg/Kg	0.5	3	07/30/08 16:10	aeh
Mercury, total	M7471A CVAA		U		mg/Kg	0.04	0.2	07/22/08 20:38	pmc
Molybdenum, total (3050)	M6010B ICP	14		*	mg/Kg	1	5	08/02/08 22:22	nek/erf
Nickel, total (3050)	M6010B ICP	4	B	*	mg/Kg	1	5	08/02/08 22:22	nek/erf
Selenium, total (3050)	M6020 ICP-MS	0.35		*	mg/Kg	0.05	0.3	08/15/08 2:46	erf/msh
Thallium, total (3050)	M6020 ICP-MS	0.14	B	*	mg/Kg	0.05	0.3	08/15/08 2:46	erf/msh
Uranium, total (3050)	M6020 ICP-MS	1.35		*	mg/Kg	0.05	0.3	08/15/08 2:46	erf/msh
Zinc, total (3050)	M6010B ICP	27		*	mg/Kg	1	5	08/02/08 22:22	nek/erf

Soil Analysis

Parameter	EPA Method	Result	Qual	XQ	Units	MDL	PQL	Date	Analyst
Solids, Percent	CLPSOW390, PART F, D-98	95.3		*	%	0.1	0.5	07/17/08 6:18	mjc

Soil Preparation

Parameter	EPA Method	Result	Qual	XQ	Units	MDL	PQL	Date	Analyst
Air Dry at 34 Degrees C	USDA No. 1, 1972			*				07/16/08 19:12	brd/bjl
Digestion - Hot Plate	M3050B ICP-MS							08/13/08 11:30	mjc/brd
Sieve-2000 um (2.0mm)	ASA No.9, 15-4.2.2			*				07/18/08 11:30	brd/lwt

Arizona license number: AZ0102

ER 9/2/08

** Please refer to Qualifier Reports for details.*

ACZ Laboratories, Inc.

2773 Downhill Drive Steamboat Springs, CO 80487 (800) 334-5493

Inorganic Analytical Results

FMI Gold & Copper - Sierrita
Project ID: OJ07R9
Sample ID: CP-JS-02-0-1

ACZ Sample ID: ***L70512-16***
Date Sampled: *07/11/08 13:20*
Date Received: *07/16/08*
Sample Matrix: *Soil*

Metals Analysis

Parameter	EPA Method	Result	Qual	XQ	Units	MDL	PQL	Date	Analyst
Antimony, total (3050)	M6020 ICP-MS	1.0		*	mg/Kg	0.2	1	08/15/08 23:11	erf/msh
Arsenic, total (3050)	M6020 ICP-MS	6.3			mg/Kg	0.3	0.5	08/15/08 3:06	erf/msh
Barium, total (3050)	M6010B ICP	36.8		*	mg/Kg	0.3	2	08/04/08 16:09	aeh
Beryllium, total (3050)	M6010B ICP	0.8	B	*	mg/Kg	0.2	1	08/02/08 22:26	nek/erf
Cadmium, total (3050)	M6010B ICP		U	*	mg/Kg	0.5	2	08/02/08 22:26	nek/erf
Chromium, total (3050)	M6010B ICP	3	B	*	mg/Kg	1	5	08/02/08 22:26	nek/erf
Cobalt, total (3050)	M6010B ICP	12		*	mg/Kg	1	5	08/02/08 22:26	nek/erf
Copper, total (3050)	M6010B ICP	2690		*	mg/Kg	1	5	07/30/08 16:14	aeh
Lead, total (3050)	M6020 ICP-MS	39.70		*	mg/Kg	0.05	0.3	08/15/08 3:06	erf/msh
Manganese, total (3050)	M6010B ICP	345		*	mg/Kg	0.5	3	07/30/08 16:14	aeh
Mercury, total	M7471A CVAA	0.07	B		mg/Kg	0.04	0.2	07/22/08 20:40	pmc
Molybdenum, total (3050)	M6010B ICP	618		*	mg/Kg	1	5	08/02/08 22:26	nek/erf
Nickel, total (3050)	M6010B ICP	2	B	*	mg/Kg	1	5	08/02/08 22:26	nek/erf
Selenium, total (3050)	M6020 ICP-MS	3.15		*	mg/Kg	0.05	0.3	08/15/08 3:06	erf/msh
Thallium, total (3050)	M6020 ICP-MS	0.12	B		mg/Kg	0.05	0.3	08/15/08 23:11	erf/msh
Uranium, total (3050)	M6020 ICP-MS	6.34		*	mg/Kg	0.05	0.3	08/15/08 3:06	erf/msh
Zinc, total (3050)	M6010B ICP	114		*	mg/Kg	1	5	08/02/08 22:26	nek/erf

Soil Analysis

Parameter	EPA Method	Result	Qual	XQ	Units	MDL	PQL	Date	Analyst
Solids, Percent	CLPSOW390, PART F, D-98	93.4		*	%	0.1	0.5	07/17/08 7:07	mjc

Soil Preparation

Parameter	EPA Method	Result	Qual	XQ	Units	MDL	PQL	Date	Analyst
Air Dry at 34 Degrees C	USDA No. 1, 1972			*				07/16/08 19:19	brd/bjl
Digestion - Hot Plate	M3050B ICP-MS							08/13/08 12:39	mjc/brd
Sieve-2000 um (2.0mm)	ASA No.9, 15-4.2.2			*				07/18/08 11:33	brd/lwt

Arizona license number: AZ0102

ER 9/2/08

** Please refer to Qualifier Reports for details.*

ACZ Laboratories, Inc.

2773 Downhill Drive Steamboat Springs, CO 80487 (800) 334-5493

Inorganic Analytical Results

FMI Gold & Copper - Sierrita
Project ID: OJ07R9
Sample ID: CP-JS-02-1-3

ACZ Sample ID: ***L70512-17***
Date Sampled: *07/11/08 13:20*
Date Received: *07/16/08*
Sample Matrix: *Soil*

Metals Analysis

Parameter	EPA Method	Result	Qual	XQ	Units	MDL	PQL	Date	Analyst
Antimony, total (3050)	M6020 ICP-MS	0.2	B	*	mg/Kg	0.2	1	08/15/08 23:18	erf/msh
Arsenic, total (3050)	M6020 ICP-MS	2.8			mg/Kg	0.3	0.5	08/15/08 3:13	erf/msh
Barium, total (3050)	M6010B ICP	77.4		*	mg/Kg	0.3	2	08/04/08 16:12	aeh
Beryllium, total (3050)	M6010B ICP	0.8	B	*	mg/Kg	0.2	1	08/02/08 22:29	nek/erf
Cadmium, total (3050)	M6010B ICP		U	*	mg/Kg	0.5	2	08/02/08 22:29	nek/erf
Chromium, total (3050)	M6010B ICP	7		*	mg/Kg	1	5	08/02/08 22:29	nek/erf
Cobalt, total (3050)	M6010B ICP	5	B	*	mg/Kg	1	5	08/02/08 22:29	nek/erf
Copper, total (3050)	M6010B ICP	174		*	mg/Kg	1	5	07/30/08 16:17	aeh
Lead, total (3050)	M6020 ICP-MS	7.39		*	mg/Kg	0.05	0.3	08/15/08 3:13	erf/msh
Manganese, total (3050)	M6010B ICP	122		*	mg/Kg	0.5	3	07/30/08 16:17	aeh
Mercury, total	M7471A CVAA		U		mg/Kg	0.04	0.2	07/22/08 20:42	pmc
Molybdenum, total (3050)	M6010B ICP	27		*	mg/Kg	1	5	08/02/08 22:29	nek/erf
Nickel, total (3050)	M6010B ICP	4	B	*	mg/Kg	1	5	08/02/08 22:29	nek/erf
Selenium, total (3050)	M6020 ICP-MS	0.17	B		mg/Kg	0.05	0.3	08/22/08 15:24	msh
Thallium, total (3050)	M6020 ICP-MS		U		mg/Kg	0.05	0.3	08/15/08 23:18	erf/msh
Uranium, total (3050)	M6020 ICP-MS	0.93		*	mg/Kg	0.05	0.3	08/15/08 3:13	erf/msh
Zinc, total (3050)	M6010B ICP	34		*	mg/Kg	1	5	08/02/08 22:29	nek/erf

Soil Analysis

Parameter	EPA Method	Result	Qual	XQ	Units	MDL	PQL	Date	Analyst
Solids, Percent	CLPSOW390, PART F, D-98	94.6		*	%	0.1	0.5	07/17/08 7:56	mjc

Soil Preparation

Parameter	EPA Method	Result	Qual	XQ	Units	MDL	PQL	Date	Analyst
Air Dry at 34 Degrees C	USDA No. 1, 1972			*				07/16/08 19:25	brd/bjl
Digestion - Hot Plate	M3050B ICP-MS							08/13/08 13:48	mjc/brd
Sieve-2000 um (2.0mm)	ASA No.9, 15-4.2.2			*				07/18/08 11:37	brd/lwt

Arizona license number: AZ0102

EK 9/2/08

** Please refer to Qualifier Reports for details.*

ACZ Laboratories, Inc.

2773 Downhill Drive Steamboat Springs, CO 80487 (800) 334-5493

Inorganic Analytical Results

FMI Gold & Copper - Sierrita
Project ID: OJ07R9
Sample ID: CP-N08-0-1

ACZ Sample ID: ***L70512-18***
Date Sampled: *07/11/08 13:55*
Date Received: *07/16/08*
Sample Matrix: *Soil*

Metals Analysis

Parameter	EPA Method	Result	Qual	XQ	Units	MDL	PQL	Date	Analyst
Antimony, total (3050)	M6020 ICP-MS		U	*	mg/Kg	0.2	1	08/15/08 23:25	erf/msh MZ
Arsenic, total (3050)	M6020 ICP-MS	4.1			mg/Kg	0.3	0.5	08/15/08 3:20	erf/msh
Barium, total (3050)	M6010B ICP	169		*	mg/Kg	0.3	2	08/04/08 16:16	aeh
Beryllium, total (3050)	M6010B ICP	0.4	B	*	mg/Kg	0.2	1	08/02/08 22:33	nek/erf
Cadmium, total (3050)	M6010B ICP		U	*	mg/Kg	0.5	2	08/02/08 22:33	nek/erf
Chromium, total (3050)	M6010B ICP	5	B	*	mg/Kg	1	5	08/02/08 22:33	nek/erf
Cobalt, total (3050)	M6010B ICP	11		*	mg/Kg	1	5	08/02/08 22:33	nek/erf
Copper, total (3050)	M6010B ICP	1070		*	mg/Kg	1	5	07/30/08 16:21	aeh
Lead, total (3050)	M6020 ICP-MS	10.10		*	mg/Kg	0.05	0.3	08/15/08 3:20	erf/msh
Manganese, total (3050)	M6010B ICP	504		*	mg/Kg	0.5	3	07/30/08 16:21	aeh
Mercury, total	M7471A CVAA		U		mg/Kg	0.04	0.2	07/22/08 20:45	pmc
Molybdenum, total (3050)	M6010B ICP	27		*	mg/Kg	1	5	08/02/08 22:33	nek/erf
Nickel, total (3050)	M6010B ICP	8		*	mg/Kg	1	5	08/02/08 22:33	nek/erf
Selenium, total (3050)	M6020 ICP-MS	0.42		*	mg/Kg	0.05	0.3	08/15/08 3:20	erf/msh
Thallium, total (3050)	M6020 ICP-MS	0.27	B	*	mg/Kg	0.05	0.3	08/15/08 3:20	erf/msh
Uranium, total (3050)	M6020 ICP-MS	4.77		*	mg/Kg	0.05	0.3	08/15/08 3:20	erf/msh
Zinc, total (3050)	M6010B ICP	94		*	mg/Kg	1	5	08/02/08 22:33	nek/erf

Soil Analysis

Parameter	EPA Method	Result	Qual	XQ	Units	MDL	PQL	Date	Analyst
Solids, Percent	CLPSOW390, PART F, D-98	92.5		*	%	0.1	0.5	07/17/08 8:45	mjc

Soil Preparation

Parameter	EPA Method	Result	Qual	XQ	Units	MDL	PQL	Date	Analyst
Air Dry at 34 Degrees C	USDA No. 1, 1972			*				07/16/08 19:32	brd/bjl
Digestion - Hot Plate	M3050B ICP-MS							08/13/08 14:57	mjc/brd
Sieve-2000 um (2.0mm)	ASA No.9, 15-4.2.2			*				07/18/08 11:41	brd/lwt

Arizona license number: AZ0102

EC 9/2/08

** Please refer to Qualifier Reports for details.*

SIERRITA
DATA REVIEW SUMMARY

Data Package Number: L70514 Sampling Event: July 14th, 2008

Sample-specific Parameter Review? **Yes** Laboratory Performance Parameters? **No**

Data Reviewer: Liz Kraak Date Completed: 08/11/08

Peer Reviewer: Geoff Webb Date Completed: 08/12/08

This report summarizes the verification of analytical data for 4 soil samples. The soil samples were analyzed for total metals by Method 6020, Method 6010, and Method 7471A. ACZ Laboratories, Inc. of Steamboat Springs, Colorado performed the analyses. ACZ operates under laboratory licensure number AZ0102.

The data review was conducted in accordance with the criteria specified in the Draft Addendum – Quality Assurance Project Plan Sierrita Mine Green Valley, Arizona (April 2008). Independent review flags were assigned as required by Appendix E in the QAPP. The table below summarizes the samples and analyses presented in these data packages.

.

Field ID	Sample Type	Lab ID	Matrix	Analyses
				Total Metals
EV-JS-01-5-7	SA	L70514-01	S	X
EV-JS-02-0-1	SA	L70514-02	S	X
EV-JS-02-1-3	SA	L70514-03	S	X
EV-JS-02-5-7	SA	L70514-04	S	X

Matrix: S = Soil QC Type: SA = Sample FD = Field Duplicate

--- = Not sampled for this parameter

Total Metals = Antimony, Arsenic, Lead, Selenium, Thallium, and Uranium (6020); Barium, Beryllium, Cadmium, Chromium, Cobalt, Copper, Manganese, Molybdenum, Nickel, and Zinc (6010); Mercury (7471A)

General Overall Assessment (Flags applied per ADEQ data qualifying process and QAPP guidance):

____ Data are usable without qualification.

_X_ Data are usable with qualification (noted below).

____ Some or all data are unusable for any purpose (detailed below).

Case Narrative Summary: Except as noted below, any of the issues noted in the laboratory case narrative potentially affecting data quality are addressed in the appropriate sections in the table below. Results reported between the MDL and RL were flagged with a B by the laboratory. No additional qualifiers were added during data review for those results reported between the MDL and RL.

Review Parameter	Criteria Met?	Comments
Sample-specific Parameters	Complete with "Yes", "No", or "Not Applicable (N/A)".	For each "No" response, list what was out, associated acceptance limits, all qualified data, and bias direction or reference associated table with pertinent details.
COC & Sample Receipt	Yes	Samples were received intact and the cooler temperature was 2.6°C upon arrival at the laboratory, which met the criterion of ≤6°C. Qualification of data was not necessary.

Review Parameter	Criteria Met?	Comments
Holding Times	Yes	
Method Blanks Calibration Blanks	No	With the exception noted in Table 1, target analytes were not detected in the method blanks or continuing calibration blanks.
Matrix QC • MS/MSD N/A • LD N/A	N/A	Since a sample from this work order was not the sample selected for quality control (QC), QC results were not included in this report.
Method QC • Serial Dilution N/A • Internal Standards	N/A	
	No	**Internal Standards** All internal standards were within the laboratory-determined acceptance limits, with the exception of an internal standard for the arsenic and selenium LCS/LCSD analyses. Data qualification based on internal standard recovery failures for QC samples is not considered necessary. Further action was not necessary.
Field QC • Rinsate Blank N/A • Field Duplicate N/A • Field Blank N/A	N/A	
Elevated RLs with non-detect results	Yes	
Package Completeness	Yes	
Other Parameters	N/A	

Table 1: Blank Contamination and Resultant Data Qualification

Analyte	Blank	Concentration	Qualification
Selenium	MB	0.06 mg/Kg	None. Blank contamination was less than the method reporting limit. Therefore, as the blank contamination was reported at a concentration <2.2x the analyte MDL, no qualification of data was required.

MB = Method Blank mg/Kg = Milligrams per Kilogram MDL = Method Detection Limit

ACZ Laboratories, Inc.
2773 Downhill Drive Steamboat Springs, CO 80487 (800) 334-5493

Inorganic Analytical Results

FMI Gold & Copper - Sierrita
Project ID: OJ07R9
Sample ID: EV-JS-01-5-7

ACZ Sample ID: ***L70514-01***
Date Sampled: *07/14/08 13:55*
Date Received: *07/16/08*
Sample Matrix: *Soil*

Metals Analysis

Parameter	EPA Method	Result	Qual	XQ	Units	MDL	PQL	Date	Analyst
Antimony, total (3050)	M6020 ICP-MS		U	*	mg/Kg	0.2	1	07/29/08 19:07	msh
Arsenic, total (3050)	M6020 ICP-MS	5.5			mg/Kg	0.3	0.5	07/29/08 19:07	msh
Barium, total (3050)	M6010B ICP	169		*	mg/Kg	0.3	2	07/24/08 0:17	aeh
Beryllium, total (3050)	M6010B ICP	0.6	B		mg/Kg	0.2	1	07/24/08 0:17	aeh
Cadmium, total (3050)	M6010B ICP	6.0			mg/Kg	0.5	2	07/24/08 0:17	aeh
Chromium, total (3050)	M6010B ICP	7			mg/Kg	1	5	07/24/08 0:17	aeh
Cobalt, total (3050)	M6010B ICP	12		*	mg/Kg	1	5	07/24/08 0:17	aeh
Copper, total (3050)	M6010B ICP	1550		*	mg/Kg	1	5	07/24/08 0:17	aeh
Lead, total (3050)	M6020 ICP-MS	12.00			mg/Kg	0.05	0.3	07/29/08 19:07	msh
Manganese, total (3050)	M6010B ICP	342		*	mg/Kg	0.5	3	07/24/08 0:17	aeh
Mercury, total	M7471A CVAA		U		mg/Kg	0.04	0.2	07/22/08 20:47	pmc
Molybdenum, total (3050)	M6010B ICP	77		*	mg/Kg	1	5	07/24/08 0:17	aeh
Nickel, total (3050)	M6010B ICP	14		*	mg/Kg	1	5	07/24/08 0:17	aeh
Selenium, total (3050)	M6020 ICP-MS	1.69			mg/Kg	0.05	0.3	07/29/08 19:07	msh
Thallium, total (3050)	M6020 ICP-MS	0.10	B	*	mg/Kg	0.05	0.3	07/29/08 19:07	msh
Uranium, total (3050)	M6020 ICP-MS	8.51		*	mg/Kg	0.05	0.3	07/29/08 19:07	msh
Zinc, total (3050)	M6010B ICP	407			mg/Kg	1	5	07/24/08 0:17	aeh

Soil Analysis

Parameter	EPA Method	Result	Qual	XQ	Units	MDL	PQL	Date	Analyst
Solids, Percent	CLPSOW390, PART F, D-98	90.6		*	%	0.1	0.5	07/17/08 5:03	mjc

Soil Preparation

Parameter	EPA Method	Result	Qual	XQ	Units	MDL	PQL	Date	Analyst
Air Dry at 34 Degrees C	USDA No. 1, 1972			*				07/16/08 19:39	brd/bjl
Sieve-2000 um (2.0mm)	ASA No.9, 15-4.2.2			*				07/18/08 11:45	brd/lwt

Arizona license number: AZ0102

EE 8/11/08

** Please refer to Qualifier Reports for details.*

ACZ Laboratories, Inc.
2773 Downhill Drive Steamboat Springs, CO 80487 (800) 334-5493

Inorganic Analytical Results

FMI Gold & Copper - Sierrita
Project ID: OJ07R9
Sample ID: EV-JS-02-0-1

ACZ Sample ID: ***L70514-02***
Date Sampled: *07/14/08 14:45*
Date Received: *07/16/08*
Sample Matrix: *Soil*

Metals Analysis

Parameter	EPA Method	Result	Qual	XQ	Units	MDL	PQL	Date	Analyst
Antimony, total (3050)	M6020 ICP-MS	0.3	B	*	mg/Kg	0.2	1	07/29/08 19:14	msh
Arsenic, total (3050)	M6020 ICP-MS	2.8			mg/Kg	0.3	0.5	07/29/08 19:14	msh
Barium, total (3050)	M6010B ICP	105		*	mg/Kg	0.3	2	07/24/08 0:21	aeh
Beryllium, total (3050)	M6010B ICP	0.2	B		mg/Kg	0.2	1	07/24/08 0:21	aeh
Cadmium, total (3050)	M6010B ICP		U		mg/Kg	0.5	2	07/24/08 0:21	aeh
Chromium, total (3050)	M6010B ICP	4	B		mg/Kg	1	5	07/24/08 0:21	aeh
Cobalt, total (3050)	M6010B ICP	9		*	mg/Kg	1	5	07/24/08 0:21	aeh
Copper, total (3050)	M6010B ICP	2020		*	mg/Kg	1	5	07/24/08 0:21	aeh
Lead, total (3050)	M6020 ICP-MS	19.10			mg/Kg	0.05	0.3	07/29/08 19:14	msh
Manganese, total (3050)	M6010B ICP	330		*	mg/Kg	0.5	3	07/24/08 0:21	aeh
Mercury, total	M7471A CVAA		U		mg/Kg	0.04	0.2	07/22/08 20:50	pmc
Molybdenum, total (3050)	M6010B ICP	67		*	mg/Kg	1	5	07/24/08 0:21	aeh
Nickel, total (3050)	M6010B ICP	14		*	mg/Kg	1	5	07/24/08 0:21	aeh
Selenium, total (3050)	M6020 ICP-MS	0.47			mg/Kg	0.05	0.3	07/29/08 19:14	msh
Thallium, total (3050)	M6020 ICP-MS	0.10	B	*	mg/Kg	0.05	0.3	07/29/08 19:14	msh
Uranium, total (3050)	M6020 ICP-MS	2.87		*	mg/Kg	0.05	0.3	07/29/08 19:14	msh
Zinc, total (3050)	M6010B ICP	124			mg/Kg	1	5	07/24/08 0:21	aeh

Soil Analysis

Parameter	EPA Method	Result	Qual	XQ	Units	MDL	PQL	Date	Analyst
Solids, Percent	CLPSOW390, PART F, D-98	93.2		*	%	0.1	0.5	07/17/08 6:06	mjc

Soil Preparation

Parameter	EPA Method	Result	Qual	XQ	Units	MDL	PQL	Date	Analyst
Air Dry at 34 Degrees C	USDA No. 1, 1972			*				07/16/08 19:46	brd/bjl
Sieve-2000 um (2.0mm)	ASA No.9, 15-4.2.2			*				07/18/08 11:48	brd/lwt

Arizona license number: AZ0102

EC 8/11/08

** Please refer to Qualifier Reports for details.*

ACZ Laboratories, Inc.
2773 Downhill Drive Steamboat Springs, CO 80487 (800) 334-5493

Inorganic Analytical Results

FMI Gold & Copper - Sierrita
Project ID: OJ07R9
Sample ID: EV-JS-02-1-3

ACZ Sample ID: ***L70514-03***
Date Sampled: *07/14/08 14:45*
Date Received: *07/16/08*
Sample Matrix: *Soil*

Metals Analysis

Parameter	EPA Method	Result	Qual	XQ	Units	MDL	PQL	Date	Analyst
Antimony, total (3050)	M6020 ICP-MS		U	*	mg/Kg	0.2	1	07/29/08 19:20	msh
Arsenic, total (3050)	M6020 ICP-MS	1.1			mg/Kg	0.3	0.5	07/29/08 19:20	msh
Barium, total (3050)	M6010B ICP	96.2		*	mg/Kg	0.3	2	07/24/08 0:25	aeh
Beryllium, total (3050)	M6010B ICP		U		mg/Kg	0.2	1	07/24/08 0:25	aeh
Cadmium, total (3050)	M6010B ICP		U		mg/Kg	0.5	2	07/24/08 0:25	aeh
Chromium, total (3050)	M6010B ICP	7			mg/Kg	1	5	07/24/08 0:25	aeh
Cobalt, total (3050)	M6010B ICP	10		*	mg/Kg	1	5	07/24/08 0:25	aeh
Copper, total (3050)	M6010B ICP	583		*	mg/Kg	1	5	07/24/08 0:25	aeh
Lead, total (3050)	M6020 ICP-MS	1.59			mg/Kg	0.05	0.3	07/29/08 19:20	msh
Manganese, total (3050)	M6010B ICP	357		*	mg/Kg	0.5	3	07/24/08 0:25	aeh
Mercury, total	M7471A CVAA		U		mg/Kg	0.04	0.2	07/22/08 20:52	pmc
Molybdenum, total (3050)	M6010B ICP	11		*	mg/Kg	1	5	07/24/08 0:25	aeh
Nickel, total (3050)	M6010B ICP	13		*	mg/Kg	1	5	07/24/08 0:25	aeh
Selenium, total (3050)	M6020 ICP-MS	1.02			mg/Kg	0.05	0.3	07/29/08 19:20	msh
Thallium, total (3050)	M6020 ICP-MS	0.12	B	*	mg/Kg	0.05	0.3	07/29/08 19:20	msh
Uranium, total (3050)	M6020 ICP-MS	4.14		*	mg/Kg	0.05	0.3	07/29/08 19:20	msh
Zinc, total (3050)	M6010B ICP	54			mg/Kg	1	5	07/24/08 0:25	aeh

Soil Analysis

Parameter	EPA Method	Result	Qual	XQ	Units	MDL	PQL	Date	Analyst
Solids, Percent	CLPSOW390, PART F, D-98	96.9		*	%	0.1	0.5	07/17/08 7:09	mjc

Soil Preparation

Parameter	EPA Method	Result	Qual	XQ	Units	MDL	PQL	Date	Analyst
Air Dry at 34 Degrees C	USDA No. 1, 1972			*				07/16/08 19:53	brd/bjl
Sieve-2000 um (2.0mm)	ASA No.9, 15-4.2.2			*				07/18/08 11:52	brd/lwt

Arizona license number: AZ0102

EQ 8/11/08

** Please refer to Qualifier Reports for details.*

ACZ Laboratories, Inc.
2773 Downhill Drive Steamboat Springs, CO 80487 (800) 334-5493

Inorganic Analytical Results

FMI Gold & Copper - Sierrita
Project ID: OJ07R9
Sample ID: EV-JS-02-5-7

ACZ Sample ID: ***L70514-04***
Date Sampled: *07/14/08 14:55*
Date Received: *07/16/08*
Sample Matrix: *Soil*

Metals Analysis

Parameter	EPA Method	Result	Qual	XQ	Units	MDL	PQL	Date	Analyst
Antimony, total (3050)	M6020 ICP-MS		U	*	mg/Kg	0.2	1	07/29/08 19:41	msh
Arsenic, total (3050)	M6020 ICP-MS	3.5			mg/Kg	0.3	0.5	07/29/08 19:41	msh
Barium, total (3050)	M6010B ICP	142		*	mg/Kg	0.3	2	07/24/08 0:28	aeh
Beryllium, total (3050)	M6010B ICP		U		mg/Kg	0.2	1	07/24/08 0:28	aeh
Cadmium, total (3050)	M6010B ICP		U		mg/Kg	0.5	2	07/24/08 0:28	aeh
Chromium, total (3050)	M6010B ICP	20			mg/Kg	1	5	07/24/08 0:28	aeh
Cobalt, total (3050)	M6010B ICP	9		*	mg/Kg	1	5	07/24/08 0:28	aeh
Copper, total (3050)	M6010B ICP	890		*	mg/Kg	1	5	07/24/08 0:28	aeh
Lead, total (3050)	M6020 ICP-MS	11.30			mg/Kg	0.05	0.3	07/29/08 19:41	msh
Manganese, total (3050)	M6010B ICP	394		*	mg/Kg	0.5	3	07/24/08 0:28	aeh
Mercury, total	M7471A CVAA		U		mg/Kg	0.04	0.2	07/22/08 20:54	pmc
Molybdenum, total (3050)	M6010B ICP	37		*	mg/Kg	1	5	07/24/08 0:28	aeh
Nickel, total (3050)	M6010B ICP	17		*	mg/Kg	1	5	07/24/08 0:28	aeh
Selenium, total (3050)	M6020 ICP-MS	0.46			mg/Kg	0.05	0.3	07/29/08 19:41	msh
Thallium, total (3050)	M6020 ICP-MS	0.14	B	*	mg/Kg	0.05	0.3	07/29/08 19:41	msh
Uranium, total (3050)	M6020 ICP-MS	5.53		*	mg/Kg	0.05	0.3	07/29/08 19:41	msh
Zinc, total (3050)	M6010B ICP	77			mg/Kg	1	5	07/24/08 0:28	aeh

Soil Analysis

Parameter	EPA Method	Result	Qual	XQ	Units	MDL	PQL	Date	Analyst
Solids, Percent	CLPSOW390, PART F, D-98	94.4		*	%	0.1	0.5	07/17/08 8:12	mjc

Soil Preparation

Parameter	EPA Method	Result	Qual	XQ	Units	MDL	PQL	Date	Analyst
Air Dry at 34 Degrees C	USDA No. 1, 1972			*				07/16/08 19:59	brd/bjl
Sieve-2000 um (2.0mm)	ASA No.9, 15-4.2.2			*				07/18/08 11:56	brd/lwt

Arizona license number: AZ0102

EC 8/11/08

** Please refer to Qualifier Reports for details.*

SIERRITA
DATA REVIEW SUMMARY

Data Package Number: L70543 Sampling Event: July 15th, 2008

Sample-specific Parameter Review? **Yes** Laboratory Performance Parameters? **No**

Data Reviewer: Liz Kraak Date Completed: 08/11/08

Peer Reviewer: Geoff Webb Date Completed: 08/12/08

This report summarizes the verification of analytical data for 8 soil samples. The soil samples were analyzed for total metals by Method 6020, Method 6010, and Method 7471A. ACZ Laboratories, Inc. of Steamboat Springs, Colorado performed the analyses. ACZ operates under laboratory licensure number AZ0102.

The data review was conducted in accordance with the criteria specified in the Draft Addendum – Quality Assurance Project Plan Sierrita Mine Green Valley, Arizona (April 2008). Independent review flags were assigned as required by Appendix E in the QAPP. The table below summarizes the samples and analyses presented in these data packages.

Field ID	Sample Type	Lab ID	Matrix	Analyses
				Total Metals
CP-JS-01-0-1	SA	L70543-01	S	X
CP-JS-01-1-3	SA	L70543-02	S	X
CP-JS-01-5-7	SA	L70543-03	S	X
CP-JS-01-10-12	SA	L70543-04	S	X
CP-P04-0-1	SA	L70543-05	S	X
CP-P04-1-3	SA	L70543-06	S	X
CP-P05-0-1	SA	L70543-07	S	X
CP-P05-1-3	SA	L70543-08	S	X

Matrix: S = Soil QC Type: SA = Sample FD = Field Duplicate

--- = Not sampled for this parameter

Total Metals = Antimony, Arsenic, Lead, Selenium, Thallium, and Uranium (6020); Barium, Beryllium, Cadmium, Chromium, Cobalt, Copper, Manganese, Molybdenum, Nickel, and Zinc (6010); Mercury (7471A)

General Overall Assessment (Flags applied per ADEQ data qualifying process and QAPP guidance):

_____ Data are usable without qualification.

_X_ Data are usable with qualification (noted below).

_____ Some or all data are unusable for any purpose (detailed below).

Case Narrative Summary: Except as noted below, any of the issues noted in the laboratory case narrative potentially affecting data quality are addressed in the appropriate sections in the table below. Results reported between the MDL and RL were flagged with a B by the laboratory. No additional qualifiers were added during data review for those results reported between the MDL and RL.

Review Parameter	Criteria Met?	Comments
Sample-specific Parameters	Complete with "Yes", "No", or "Not Applicable (N/A)".	For each "No" response, list what was out, associated acceptance limits, all qualified data, and bias direction or reference associated table with pertinent details.

Review Parameter	Criteria Met?	Comments
COC & Sample Receipt	Yes	Samples were received intact and the cooler temperature was 3.3°C upon arrival at the laboratory, which met the criterion of ≤6°C. Qualification of data was not necessary.
Holding Times	Yes	
Method Blanks Calibration Blanks	Yes	No target analytes were detected in the method blanks or continuing calibration blanks.
Matrix QC • MS/MSD CP-JS-01-1-3 (Antimony, Arsenic, Lead, Selenium, Thallium, Uranium) CP-JS-01-0-1 (Barium, Beryllium, Cadmium, Chromium, Cobalt, Copper, Manganese, Mercury, Molybdenum, Nickel, Zinc) • LD CP-JS01-0-1 (Percent Solids)	No	With the exceptions noted in Table 1 below, the recoveries and RPDs for the matrix spike (MS) and matrix spike duplicate (MSD) analyses were within the laboratory-determined acceptance range. The MS/MSD recoveries for sample CP-JS-01-0-1could not be evaluated for barium, copper and manganese because the results in the native sample were greater than four times the concentration of the spike added during digestion. Since the sample concentrations are so much greater than the spike added, the MS/MSD recoveries are not considered to be a representative measure of accuracy. Further action or qualification was not necessary. The agreement between parent sample results and the lab duplicate sample results was evaluated for percent solids. All of the results met the evaluation criteria.
Method QC • Serial Dilution N/A • Internal Standards	N/A	
	Yes	**Internal Standards** All internal standards were within the laboratory-determined acceptance limits. Data qualification was not necessary.
Field QC • Rinsate Blank N/A • Field Duplicate N/A • Field Blank N/A	N/A	
Elevated RLs with non-detect results	Yes	
Package Completeness	Yes	
Other Parameters	N/A	

Table 1: MS/MSD Recovery Outliers and Resultant Qualification

Sample	Analyte	%Rs (Limits)	Qualification
CP-JS-01-1-3	Antimony	**32.4**/ **34.9** (75-125)	As the potential bias was considered to be low, the antimony result for sample CP-JS-01-1-3 was flagged with a M2.

%R = Percent Recovery M2 = Matrix spike recovery was low; the associated blank spike recovery was acceptable.

ACZ Laboratories, Inc.
2773 Downhill Drive Steamboat Springs, CO 80487 (800) 334-5493

Inorganic Analytical Results

FMI Gold & Copper - Sierrita
Project ID: OJ07R9
Sample ID: CP-JS-01-0-1

ACZ Sample ID: ***L70543-01***
Date Sampled: *07/15/08 09:45*
Date Received: *07/17/08*
Sample Matrix: *Soil*

Metals Analysis

Parameter	EPA Method	Result	Qual	XQ	Units	MDL	PQL	Date	Analyst
Antimony, total (3050)	M6020 ICP-MS	0.4	B	*	mg/Kg	0.2	1	07/31/08 3:16	erf/msh
Arsenic, total (3050)	M6020 ICP-MS	7.3			mg/Kg	0.3	0.5	07/31/08 3:16	erf/msh
Barium, total (3050)	M6010B ICP	654		*	mg/Kg	0.3	2	07/31/08 13:11	nek/aeh
Beryllium, total (3050)	M6010B ICP	1.3			mg/Kg	0.2	1	07/31/08 13:11	nek/aeh
Cadmium, total (3050)	M6010B ICP		U		mg/Kg	0.5	2	07/31/08 13:11	nek/aeh
Chromium, total (3050)	M6010B ICP	8		*	mg/Kg	1	5	08/08/08 3:08	aeh
Cobalt, total (3050)	M6010B ICP	8		*	mg/Kg	1	5	07/31/08 13:11	nek/aeh
Copper, total (3050)	M6010B ICP	1390		*	mg/Kg	1	5	07/31/08 13:11	nek/aeh
Lead, total (3050)	M6020 ICP-MS	5.93			mg/Kg	0.05	0.3	08/06/08 19:21	msh
Manganese, total (3050)	M6010B ICP	297		*	mg/Kg	0.5	3	07/31/08 13:11	nek/aeh
Mercury, total	M7471A CVAA	0.06	B		mg/Kg	0.05	0.2	07/25/08 20:44	pmc
Molybdenum, total (3050)	M6010B ICP	15		*	mg/Kg	1	5	07/31/08 13:11	nek/aeh
Nickel, total (3050)	M6010B ICP	8			mg/Kg	1	5	07/31/08 13:11	nek/aeh
Selenium, total (3050)	M6020 ICP-MS	0.28	B		mg/Kg	0.05	0.3	08/06/08 19:21	msh
Thallium, total (3050)	M6020 ICP-MS	0.30		*	mg/Kg	0.05	0.3	07/31/08 3:16	erf/msh
Uranium, total (3050)	M6020 ICP-MS	2.36		*	mg/Kg	0.05	0.3	07/31/08 3:16	erf/msh
Zinc, total (3050)	M6010B ICP	45			mg/Kg	1	5	07/31/08 13:11	nek/aeh

Soil Analysis

Parameter	EPA Method	Result	Qual	XQ	Units	MDL	PQL	Date	Analyst
Solids, Percent	CLPSOW390, PART F, D-98	81.1		*	%	0.1	0.5	07/17/08 18:04	brd/mjc

Soil Preparation

Parameter	EPA Method	Result	Qual	XQ	Units	MDL	PQL	Date	Analyst
Air Dry at 34 Degrees C	USDA No. 1, 1972			*				07/17/08 15:15	mjc
Digestion - Hot Plate	M3050B ICP-MS							08/04/08 10:52	lwt
Sieve-2000 um (2.0mm)	ASA No.9, 15-4.2.2			*				07/23/08 19:02	brd

Arizona license number: AZ0102

ER 8/11/08

** Please refer to Qualifier Reports for details.*

ACZ Laboratories, Inc.

2773 Downhill Drive Steamboat Springs, CO 80487 (800) 334-5493

Inorganic Analytical Results

FMI Gold & Copper - Sierrita

Project ID: OJ07R9

Sample ID: CP-JS-01-1-3

ACZ Sample ID: ***L70543-02***

Date Sampled: *07/15/08 09:45*

Date Received: *07/17/08*

Sample Matrix: *Soil*

Metals Analysis

Parameter	EPA Method	Result	Qual	XQ	Units	MDL	PQL	Date	Analyst
Antimony, total (3050)	M6020 ICP-MS	0.4	B	*	mg/Kg	0.2	1	07/31/08 3:29	erf/msh
Arsenic, total (3050)	M6020 ICP-MS	12.3			mg/Kg	0.3	0.5	07/31/08 3:29	erf/msh
Barium, total (3050)	M6010B ICP	336		*	mg/Kg	0.3	2	07/31/08 13:30	nek/aeh
Beryllium, total (3050)	M6010B ICP	0.8	B		mg/Kg	0.2	1	07/31/08 13:30	nek/aeh
Cadmium, total (3050)	M6010B ICP		U		mg/Kg	0.5	2	07/31/08 13:30	nek/aeh
Chromium, total (3050)	M6010B ICP	7		*	mg/Kg	1	5	08/08/08 3:30	aeh
Cobalt, total (3050)	M6010B ICP	12		*	mg/Kg	1	5	07/31/08 13:30	nek/aeh
Copper, total (3050)	M6010B ICP	781		*	mg/Kg	1	5	07/31/08 13:30	nek/aeh
Lead, total (3050)	M6020 ICP-MS	7.40			mg/Kg	0.05	0.3	08/06/08 19:27	msh
Manganese, total (3050)	M6010B ICP	379		*	mg/Kg	0.5	3	07/31/08 13:30	nek/aeh
Mercury, total	M7471A CVAA		U		mg/Kg	0.04	0.2	07/25/08 20:52	pmc
Molybdenum, total (3050)	M6010B ICP	53		*	mg/Kg	1	5	07/31/08 13:30	nek/aeh
Nickel, total (3050)	M6010B ICP	8			mg/Kg	1	5	07/31/08 13:30	nek/aeh
Selenium, total (3050)	M6020 ICP-MS	0.69			mg/Kg	0.05	0.3	08/06/08 19:27	msh
Thallium, total (3050)	M6020 ICP-MS		U	*	mg/Kg	0.05	0.3	07/31/08 3:29	erf/msh
Uranium, total (3050)	M6020 ICP-MS	4.29		*	mg/Kg	0.05	0.3	07/31/08 3:29	erf/msh
Zinc, total (3050)	M6010B ICP	39			mg/Kg	1	5	07/31/08 13:30	nek/aeh

MZ

Soil Analysis

Parameter	EPA Method	Result	Qual	XQ	Units	MDL	PQL	Date	Analyst
Solids, Percent	CLPSOW390, PART F, D-98	94.9		*	%	0.1	0.5	07/17/08 19:44	brd/mjc

Soil Preparation

Parameter	EPA Method	Result	Qual	XQ	Units	MDL	PQL	Date	Analyst
Air Dry at 34 Degrees C	USDA No. 1, 1972			*				07/17/08 15:16	mjc
Digestion - Hot Plate	M3050B ICP-MS							08/04/08 11:45	lwt
Sieve-2000 um (2.0mm)	ASA No.9, 15-4.2.2			*				07/23/08 19:05	brd

Arizona license number: AZ0102

EQ 8/11/08

REPIN.02.06.05.01

** Please refer to Qualifier Reports for details.*

ACZ Laboratories, Inc.
2773 Downhill Drive Steamboat Springs, CO 80487 (800) 334-5493

Inorganic Analytical Results

FMI Gold & Copper - Sierrita
Project ID: OJ07R9
Sample ID: CP-JS-01-5-7

ACZ Sample ID: ***L70543-03***
Date Sampled: *07/15/08 09:55*
Date Received: *07/17/08*
Sample Matrix: *Soil*

Metals Analysis

Parameter	EPA Method	Result	Qual	XQ	Units	MDL	PQL	Date	Analyst
Antimony, total (3050)	M6020 ICP-MS	5.9		*	mg/Kg	0.2	1	07/31/08 3:50	erf/msh
Arsenic, total (3050)	M6020 ICP-MS	32.8			mg/Kg	0.3	0.5	07/31/08 3:50	erf/msh
Barium, total (3050)	M6010B ICP	130		*	mg/Kg	0.3	2	07/31/08 13:34	nek/aeh
Beryllium, total (3050)	M6010B ICP	0.7	B		mg/Kg	0.2	1	07/31/08 13:34	nek/aeh
Cadmium, total (3050)	M6010B ICP		U		mg/Kg	0.5	2	07/31/08 13:34	nek/aeh
Chromium, total (3050)	M6010B ICP	7		*	mg/Kg	1	5	08/08/08 3:34	aeh
Cobalt, total (3050)	M6010B ICP	12		*	mg/Kg	1	5	07/31/08 13:34	nek/aeh
Copper, total (3050)	M6010B ICP	822		*	mg/Kg	1	5	07/31/08 13:34	nek/aeh
Lead, total (3050)	M6020 ICP-MS	44.30			mg/Kg	0.05	0.3	08/06/08 19:59	msh
Manganese, total (3050)	M6010B ICP	482		*	mg/Kg	0.5	3	07/31/08 13:34	nek/aeh
Mercury, total	M7471A CVAA		U		mg/Kg	0.04	0.2	07/25/08 20:54	pmc
Molybdenum, total (3050)	M6010B ICP	34		*	mg/Kg	1	5	07/31/08 13:34	nek/aeh
Nickel, total (3050)	M6010B ICP	7			mg/Kg	1	5	07/31/08 13:34	nek/aeh
Selenium, total (3050)	M6020 ICP-MS	0.24	B		mg/Kg	0.05	0.3	08/06/08 19:59	msh
Thallium, total (3050)	M6020 ICP-MS	0.39		*	mg/Kg	0.05	0.3	07/31/08 3:50	erf/msh
Uranium, total (3050)	M6020 ICP-MS	5.11		*	mg/Kg	0.05	0.3	07/31/08 3:50	erf/msh
Zinc, total (3050)	M6010B ICP	42			mg/Kg	1	5	07/31/08 13:34	nek/aeh

Soil Analysis

Parameter	EPA Method	Result	Qual	XQ	Units	MDL	PQL	Date	Analyst
Solids, Percent	CLPSOW390, PART F, D-98	96.3		*	%	0.1	0.5	07/17/08 20:33	brd/mjc

Soil Preparation

Parameter	EPA Method	Result	Qual	XQ	Units	MDL	PQL	Date	Analyst
Air Dry at 34 Degrees C	USDA No. 1, 1972			*				07/17/08 15:18	mjc
Digestion - Hot Plate	M3050B ICP-MS							08/04/08 12:37	lwt
Sieve-2000 um (2.0mm)	ASA No.9, 15-4.2.2			*				07/23/08 19:08	brd

Arizona license number: AZ0102

EQ 8/11/08

** Please refer to Qualifier Reports for details.*

ACZ Laboratories, Inc.
2773 Downhill Drive Steamboat Springs, CO 80487 (800) 334-5493

Inorganic Analytical Results

FMI Gold & Copper - Sierrita
Project ID: OJ07R9
Sample ID: CP-JS-01-10-12

ACZ Sample ID: ***L70543-04***
Date Sampled: *07/15/08 10:40*
Date Received: *07/17/08*
Sample Matrix: *Soil*

Metals Analysis

Parameter	EPA Method	Result	Qual	XQ	Units	MDL	PQL	Date	Analyst
Antimony, total (3050)	M6020 ICP-MS	0.7	B	*	mg/Kg	0.2	1	07/31/08 4:11	erf/msh
Arsenic, total (3050)	M6020 ICP-MS	28.1			mg/Kg	0.3	0.5	07/31/08 4:11	erf/msh
Barium, total (3050)	M6010B ICP	159		*	mg/Kg	0.3	2	07/31/08 13:37	nek/aeh
Beryllium, total (3050)	M6010B ICP		U		mg/Kg	1	5	08/03/08 0:00	nek/erf
Cadmium, total (3050)	M6010B ICP		U		mg/Kg	3	8	08/03/08 0:00	nek/erf
Chromium, total (3050)	M6010B ICP	3	B	*	mg/Kg	1	5	08/08/08 3:37	aeh
Cobalt, total (3050)	M6010B ICP	18	B	*	mg/Kg	5	30	08/03/08 0:00	nek/erf
Copper, total (3050)	M6010B ICP	506		*	mg/Kg	5	30	08/03/08 0:00	nek/erf
Lead, total (3050)	M6020 ICP-MS	8.98			mg/Kg	0.05	0.3	08/06/08 20:06	msh
Manganese, total (3050)	M6010B ICP	1240		*	mg/Kg	3	10	08/03/08 0:00	nek/erf
Mercury, total	M7471A CVAA		U		mg/Kg	0.04	0.2	07/25/08 20:56	pmc
Molybdenum, total (3050)	M6010B ICP	200		*	mg/Kg	5	30	08/03/08 0:00	nek/erf
Nickel, total (3050)	M6010B ICP	14	B		mg/Kg	5	30	08/03/08 0:00	nek/erf
Selenium, total (3050)	M6020 ICP-MS	1.68			mg/Kg	0.05	0.3	08/06/08 20:06	msh
Thallium, total (3050)	M6020 ICP-MS	0.36		*	mg/Kg	0.05	0.3	07/31/08 4:11	erf/msh
Uranium, total (3050)	M6020 ICP-MS	7.77		*	mg/Kg	0.05	0.3	07/31/08 4:11	erf/msh
Zinc, total (3050)	M6010B ICP	65		*	mg/Kg	5	30	08/03/08 0:00	nek/erf

Soil Analysis

Parameter	EPA Method	Result	Qual	XQ	Units	MDL	PQL	Date	Analyst
Solids, Percent	CLPSOW390, PART F, D-98	94.4		*	%	0.1	0.5	07/17/08 21:23	brd/mjc

Soil Preparation

Parameter	EPA Method	Result	Qual	XQ	Units	MDL	PQL	Date	Analyst
Air Dry at 34 Degrees C	USDA No. 1, 1972			*				07/17/08 15:20	mjc
Digestion - Hot Plate	M3050B ICP-MS							08/04/08 12:55	lwt
Sieve-2000 um (2.0mm)	ASA No.9, 15-4.2.2			*				07/23/08 19:10	brd

Arizona license number: AZ0102

EC 8/11/08

** Please refer to Qualifier Reports for details.*

ACZ Laboratories, Inc.
2773 Downhill Drive Steamboat Springs, CO 80487 (800) 334-5493

Inorganic Analytical Results

FMI Gold & Copper - Sierrita
Project ID: OJ07R9
Sample ID: CP-P04-0-1

ACZ Sample ID: ***L70543-05***
Date Sampled: *07/15/08 11:10*
Date Received: *07/17/08*
Sample Matrix: *Soil*

Metals Analysis

Parameter	EPA Method	Result	Qual	XQ	Units	MDL	PQL	Date	Analyst
Antimony, total (3050)	M6020 ICP-MS		U	*	mg/Kg	0.2	1	07/31/08 4:18	erf/msh
Arsenic, total (3050)	M6020 ICP-MS	1.6			mg/Kg	0.3	0.5	07/31/08 4:18	erf/msh
Barium, total (3050)	M6010B ICP	206		*	mg/Kg	0.3	2	07/31/08 13:40	nek/aeh
Beryllium, total (3050)	M6010B ICP	0.4	B		mg/Kg	0.2	1	07/31/08 13:40	nek/aeh
Cadmium, total (3050)	M6010B ICP		U		mg/Kg	0.5	2	07/31/08 13:40	nek/aeh
Chromium, total (3050)	M6010B ICP	8		*	mg/Kg	1	5	08/08/08 3:41	aeh
Cobalt, total (3050)	M6010B ICP	7		*	mg/Kg	1	5	07/31/08 13:40	nek/aeh
Copper, total (3050)	M6010B ICP	626		*	mg/Kg	1	5	07/31/08 13:40	nek/aeh
Lead, total (3050)	M6020 ICP-MS	4.87			mg/Kg	0.05	0.3	08/06/08 20:12	msh
Manganese, total (3050)	M6010B ICP	275		*	mg/Kg	0.5	3	07/31/08 13:40	nek/aeh
Mercury, total	M7471A CVAA		U		mg/Kg	0.04	0.2	07/25/08 20:59	pmc
Molybdenum, total (3050)	M6010B ICP	33		*	mg/Kg	1	5	07/31/08 13:40	nek/aeh
Nickel, total (3050)	M6010B ICP	7			mg/Kg	1	5	07/31/08 13:40	nek/aeh
Selenium, total (3050)	M6020 ICP-MS	0.48			mg/Kg	0.05	0.3	08/06/08 20:12	msh
Thallium, total (3050)	M6020 ICP-MS	0.37		*	mg/Kg	0.05	0.3	07/31/08 4:18	erf/msh
Uranium, total (3050)	M6020 ICP-MS	3.77		*	mg/Kg	0.05	0.3	07/31/08 4:18	erf/msh
Zinc, total (3050)	M6010B ICP	34			mg/Kg	1	5	07/31/08 13:40	nek/aeh

Soil Analysis

Parameter	EPA Method	Result	Qual	XQ	Units	MDL	PQL	Date	Analyst
Solids, Percent	CLPSOW390, PART F, D-98	95.2		*	%	0.1	0.5	07/17/08 22:13	brd/mjc

Soil Preparation

Parameter	EPA Method	Result	Qual	XQ	Units	MDL	PQL	Date	Analyst
Air Dry at 34 Degrees C	USDA No. 1, 1972			*				07/17/08 15:22	mjc
Digestion - Hot Plate	M3050B ICP-MS							08/04/08 13:12	lwt
Sieve-2000 um (2.0mm)	ASA No.9, 15-4.2.2			*				07/23/08 19:13	brd

Arizona license number: AZ0102

EQ 8/11/08

** Please refer to Qualifier Reports for details.*

ACZ Laboratories, Inc.
2773 Downhill Drive Steamboat Springs, CO 80487 (800) 334-5493

Inorganic Analytical Results

FMI Gold & Copper - Sierrita
Project ID: OJ07R9
Sample ID: CP-P04-1-3

ACZ Sample ID: ***L70543-06***
Date Sampled: *07/15/08 11:21*
Date Received: *07/17/08*
Sample Matrix: *Soil*

Metals Analysis

Parameter	EPA Method	Result	Qual	XQ	Units	MDL	PQL	Date	Analyst
Antimony, total (3050)	M6020 ICP-MS		U	*	mg/Kg	0.2	1	07/31/08 4:25	erf/msh
Arsenic, total (3050)	M6020 ICP-MS	1.0			mg/Kg	0.3	0.5	07/31/08 4:25	erf/msh
Barium, total (3050)	M6010B ICP	154		*	mg/Kg	0.3	2	07/31/08 13:43	nek/aeh
Beryllium, total (3050)	M6010B ICP		U		mg/Kg	0.2	1	07/31/08 13:43	nek/aeh
Cadmium, total (3050)	M6010B ICP		U		mg/Kg	0.5	2	07/31/08 13:43	nek/aeh
Chromium, total (3050)	M6010B ICP	3	B	*	mg/Kg	1	5	08/08/08 3:45	aeh
Cobalt, total (3050)	M6010B ICP	8		*	mg/Kg	1	5	07/31/08 13:43	nek/aeh
Copper, total (3050)	M6010B ICP	518		*	mg/Kg	1	5	07/31/08 13:43	nek/aeh
Lead, total (3050)	M6020 ICP-MS	1.20			mg/Kg	0.05	0.3	08/06/08 20:18	msh
Manganese, total (3050)	M6010B ICP	295		*	mg/Kg	0.5	3	07/31/08 13:43	nek/aeh
Mercury, total	M7471A CVAA		U		mg/Kg	0.04	0.2	07/25/08 21:05	pmc
Molybdenum, total (3050)	M6010B ICP	4	B	*	mg/Kg	1	5	07/31/08 13:43	nek/aeh
Nickel, total (3050)	M6010B ICP	6			mg/Kg	1	5	07/31/08 13:43	nek/aeh
Selenium, total (3050)	M6020 ICP-MS	0.07	B		mg/Kg	0.05	0.3	08/06/08 20:18	msh
Thallium, total (3050)	M6020 ICP-MS	0.29	B	*	mg/Kg	0.05	0.3	07/31/08 4:25	erf/msh
Uranium, total (3050)	M6020 ICP-MS	2.41		*	mg/Kg	0.05	0.3	07/31/08 4:25	erf/msh
Zinc, total (3050)	M6010B ICP	39			mg/Kg	1	5	07/31/08 13:43	nek/aeh

Soil Analysis

Parameter	EPA Method	Result	Qual	XQ	Units	MDL	PQL	Date	Analyst
Solids, Percent	CLPSOW390, PART F, D-98	95.4		*	%	0.1	0.5	07/17/08 23:03	brd/mjc

Soil Preparation

Parameter	EPA Method	Result	Qual	XQ	Units	MDL	PQL	Date	Analyst
Air Dry at 34 Degrees C	USDA No. 1, 1972			*				07/17/08 15:23	mjc
Digestion - Hot Plate	M3050B ICP-MS							08/04/08 13:30	lwt
Sieve-2000 um (2.0mm)	ASA No.9, 15-4.2.2			*				07/23/08 19:16	brd

Arizona license number: AZ0102

ER 8/11/08

** Please refer to Qualifier Reports for details.*

ACZ Laboratories, Inc.
2773 Downhill Drive Steamboat Springs, CO 80487 (800) 334-5493

Inorganic Analytical Results

FMI Gold & Copper - Sierrita
Project ID: OJ07R9
Sample ID: CP-P05-0-1

ACZ Sample ID: ***L70543-07***
Date Sampled: *07/15/08 13:15*
Date Received: *07/17/08*
Sample Matrix: *Soil*

Metals Analysis

Parameter	EPA Method	Result	Qual	XQ	Units	MDL	PQL	Date	Analyst
Antimony, total (3050)	M6020 ICP-MS		U	*	mg/Kg	0.2	1	07/31/08 4:32	erf/msh
Arsenic, total (3050)	M6020 ICP-MS	1.6			mg/Kg	0.3	0.5	07/31/08 4:32	erf/msh
Barium, total (3050)	M6010B ICP	115		*	mg/Kg	0.3	2	07/31/08 13:47	nek/aeh
Beryllium, total (3050)	M6010B ICP	0.4	B		mg/Kg	0.2	1	07/31/08 13:47	nek/aeh
Cadmium, total (3050)	M6010B ICP		U		mg/Kg	0.5	2	07/31/08 13:47	nek/aeh
Chromium, total (3050)	M6010B ICP	5		*	mg/Kg	1	5	08/08/08 3:48	aeh
Cobalt, total (3050)	M6010B ICP	9		*	mg/Kg	1	5	07/31/08 13:47	nek/aeh
Copper, total (3050)	M6010B ICP	973		*	mg/Kg	1	5	07/31/08 13:47	nek/aeh
Lead, total (3050)	M6020 ICP-MS	7.41			mg/Kg	0.05	0.3	08/06/08 20:25	msh
Manganese, total (3050)	M6010B ICP	330		*	mg/Kg	0.5	3	07/31/08 13:47	nek/aeh
Mercury, total	M7471A CVAA		U		mg/Kg	0.04	0.2	07/25/08 21:08	pmc
Molybdenum, total (3050)	M6010B ICP	72		*	mg/Kg	1	5	07/31/08 13:47	nek/aeh
Nickel, total (3050)	M6010B ICP	7			mg/Kg	1	5	07/31/08 13:47	nek/aeh
Selenium, total (3050)	M6020 ICP-MS	0.34			mg/Kg	0.05	0.3	08/06/08 20:25	msh
Thallium, total (3050)	M6020 ICP-MS	0.22	B	*	mg/Kg	0.05	0.3	07/31/08 4:32	erf/msh
Uranium, total (3050)	M6020 ICP-MS	4.75		*	mg/Kg	0.05	0.3	07/31/08 4:32	erf/msh
Zinc, total (3050)	M6010B ICP	55			mg/Kg	1	5	07/31/08 13:47	nek/aeh

Soil Analysis

Parameter	EPA Method	Result	Qual	XQ	Units	MDL	PQL	Date	Analyst
Solids, Percent	CLPSOW390, PART F, D-98	95.5		*	%	0.1	0.5	07/17/08 23:52	brd/mjc

Soil Preparation

Parameter	EPA Method	Result	Qual	XQ	Units	MDL	PQL	Date	Analyst
Air Dry at 34 Degrees C	USDA No. 1, 1972			*				07/17/08 15:25	mjc
Digestion - Hot Plate	M3050B ICP-MS							08/04/08 13:47	lwt
Sieve-2000 um (2.0mm)	ASA No.9, 15-4.2.2			*				07/23/08 19:19	brd

Arizona license number: AZ0102

ER 8/11/08

** Please refer to Qualifier Reports for details.*

ACZ Laboratories, Inc.
2773 Downhill Drive Steamboat Springs, CO 80487 (800) 334-5493

Inorganic Analytical Results

FMI Gold & Copper - Sierrita
Project ID: OJ07R9
Sample ID: CP-P05-1-3

ACZ Sample ID: ***L70543-08***
Date Sampled: *07/15/08 13:33*
Date Received: *07/17/08*
Sample Matrix: *Soil*

Metals Analysis

Parameter	EPA Method	Result	Qual	XQ	Units	MDL	PQL	Date	Analyst
Antimony, total (3050)	M6020 ICP-MS		U	*	mg/Kg	0.2	1	07/31/08 4:39	erf/msh
Arsenic, total (3050)	M6020 ICP-MS	1.1			mg/Kg	0.3	0.5	07/31/08 4:39	erf/msh
Barium, total (3050)	M6010B ICP	197		*	mg/Kg	0.3	2	07/31/08 13:50	nek/aeh
Beryllium, total (3050)	M6010B ICP	0.4	B		mg/Kg	0.2	1	07/31/08 13:50	nek/aeh
Cadmium, total (3050)	M6010B ICP		U		mg/Kg	0.5	2	07/31/08 13:50	nek/aeh
Chromium, total (3050)	M6010B ICP	4	B	*	mg/Kg	1	5	08/08/08 3:52	aeh
Cobalt, total (3050)	M6010B ICP	7		*	mg/Kg	1	5	07/31/08 13:50	nek/aeh
Copper, total (3050)	M6010B ICP	289		*	mg/Kg	1	5	07/31/08 13:50	nek/aeh
Lead, total (3050)	M6020 ICP-MS	2.05			mg/Kg	0.05	0.3	08/06/08 20:31	msh
Manganese, total (3050)	M6010B ICP	307		*	mg/Kg	0.5	3	07/31/08 13:50	nek/aeh
Mercury, total	M7471A CVAA		U		mg/Kg	0.04	0.2	07/25/08 21:11	pmc
Molybdenum, total (3050)	M6010B ICP	3	B	*	mg/Kg	1	5	07/31/08 13:50	nek/aeh
Nickel, total (3050)	M6010B ICP	6			mg/Kg	1	5	07/31/08 13:50	nek/aeh
Selenium, total (3050)	M6020 ICP-MS	0.07	B		mg/Kg	0.05	0.3	08/06/08 20:31	msh
Thallium, total (3050)	M6020 ICP-MS	0.22	B	*	mg/Kg	0.05	0.3	07/31/08 4:39	erf/msh
Uranium, total (3050)	M6020 ICP-MS	3.16		*	mg/Kg	0.05	0.3	07/31/08 4:39	erf/msh
Zinc, total (3050)	M6010B ICP	29			mg/Kg	1	5	07/31/08 13:50	nek/aeh

Soil Analysis

Parameter	EPA Method	Result	Qual	XQ	Units	MDL	PQL	Date	Analyst
Solids, Percent	CLPSOW390, PART F, D-98	95.3		*	%	0.1	0.5	07/18/08 0:42	brd/mjc

Soil Preparation

Parameter	EPA Method	Result	Qual	XQ	Units	MDL	PQL	Date	Analyst
Air Dry at 34 Degrees C	USDA No. 1, 1972			*				07/17/08 15:27	mjc
Digestion - Hot Plate	M3050B ICP-MS							08/04/08 14:05	lwt
Sieve-2000 um (2.0mm)	ASA No.9, 15-4.2.2			*				07/23/08 19:21	brd

Arizona license number: AZ0102

EQ 8/11/08

** Please refer to Qualifier Reports for details.*

SIERRITA
DATA REVIEW SUMMARY

Data Package Number: L70544 Sampling Event: July 17th, 2008

Sample-specific Parameter Review? **Yes** Laboratory Performance Parameters? **No**

Data Reviewer: Liz Kraak Date Completed: 08/27/08

Peer Reviewer: Geoff Webb Date Completed: 08/27/08

This report summarizes the verification of analytical data for 10 soil samples. The soil samples were analyzed for total metals by Method 6020, Method 6010, and Method 7471A. ACZ Laboratories, Inc. of Steamboat Springs, Colorado performed the analyses. ACZ operates under laboratory licensure number AZ0102.

The data review was conducted in accordance with the criteria specified in the Draft Addendum – Quality Assurance Project Plan Sierrita Mine Green Valley, Arizona (April 2008). Independent review flags were assigned as required by Appendix E in the QAPP. The table below summarizes the samples and analyses presented in these data packages.

Field ID	Sample Type	Lab ID	Matrix	Analyses
				Total Metals
CP-SD-01-0-1.5	SA	L70544-01	S	X
CP-SD-01-1.5-3.0	SA	L70544-02	S	X
CP-SD-02-0-1.5	SA	L70544-03	S	X
CP-SD-02-1.5-3.0	SA	L70544-04	S	X
CP-SD-06-0-1.5	SA	L70544-05	S	X
CP-SD-06-1.5-3.0	SA	L70544-06	S	X
CP-SD-05-0-1.5	SA	L70544-07	S	X
CP-SD-05-1.5-3.0	SA	L70544-08	S	X
CP-SD-03-0-1.5	SA	L70544-09	S	X
CP-SD-03-1.5-3.0	SA	L70544-10	S	X

Matrix: S = Soil QC Type: SA = Sample FD = Field Duplicate

Total Metals = Antimony, Arsenic, Lead, Selenium, Thallium, and Uranium (6020); Barium, Beryllium, Cadmium, Chromium, Cobalt, Copper, Manganese, Molybdenum, Nickel, and Zinc (6010); Mercury (7471A)

General Overall Assessment (Flags applied per ADEQ data qualifying process and QAPP guidance):

_____ Data are usable without qualification.

_X_ Data are usable with qualification (noted below).

_____ Some or all data are unusable for any purpose (detailed below).

Case Narrative Summary: Except as noted below, any of the issues noted in the laboratory case narrative potentially affecting data quality are addressed in the appropriate sections in the table below. Results reported between the MDL and RL were flagged with a B by the laboratory. No additional qualifiers were added during data review for those results reported between the MDL and RL.

Review Parameter	Criteria Met?	Comments
Sample-specific Parameters	Complete with "Yes", "No", or "Not Applicable (N/A)".	For each "No" response, list what was out, associated acceptance limits, all qualified data, and bias direction or reference associated table with pertinent details.
COC & Sample Receipt	Yes	Samples were received intact and the cooler temperature was 4.3°C upon arrival at the laboratory, which met the criterion of ≤6°C. Qualification of data was not required.
Holding Times	Yes	
Method Blanks	Yes	Target analytes were not detected in the method blanks.
Matrix QC • MS/MSD N/A • LD N/A	N/A	Since a sample from this work order was not the selected quality control sample, quality control results were not included in this report.
Method QC • Serial Dilution N/A • Internal Standards	N/A	
	Yes	**Internal Standards** All internal standards were within the laboratory-determined acceptance limits. Qualification of data was not required.
Field QC • Rinsate Blank N/A • Field Duplicate N/A • Field Blank N/A	N/A	
Elevated RLs without associated non-detect results	Yes	
Package Completeness	Yes	
Other Parameters	N/A	

ACZ Laboratories, Inc.

2773 Downhill Drive Steamboat Springs, CO 80487 (800) 334-5493

Inorganic Analytical Results

FMI Gold & Copper - Sierrita
Project ID: OJ07R9
Sample ID: CP-SD-01-0-1.5

ACZ Sample ID: ***L70544-01***
Date Sampled: *07/16/08 08:30*
Date Received: *07/17/08*
Sample Matrix: *Soil*

Metals Analysis

Parameter	EPA Method	Result	Qual	XQ	Units	MDL	PQL	Date	Analyst
Antimony, total (3050)	M6020 ICP-MS		U	*	mg/Kg	0.2	1	07/31/08 4:46	erf/msh
Arsenic, total (3050)	M6020 ICP-MS	2.1			mg/Kg	0.3	0.5	07/31/08 4:46	erf/msh
Barium, total (3050)	M6010B ICP	145		*	mg/Kg	0.3	2	07/31/08 13:53	nek/aeh
Beryllium, total (3050)	M6010B ICP	0.4	B		mg/Kg	0.2	1	07/31/08 13:53	nek/aeh
Cadmium, total (3050)	M6010B ICP		U		mg/Kg	0.5	2	07/31/08 13:53	nek/aeh
Chromium, total (3050)	M6010B ICP	6		*	mg/Kg	1	5	08/08/08 3:56	aeh
Cobalt, total (3050)	M6010B ICP	10		*	mg/Kg	1	5	07/31/08 13:53	nek/aeh
Copper, total (3050)	M6010B ICP	979		*	mg/Kg	1	5	07/31/08 13:53	nek/aeh
Lead, total (3050)	M6020 ICP-MS	5.49			mg/Kg	0.05	0.3	08/06/08 20:38	msh
Manganese, total (3050)	M6010B ICP	342		*	mg/Kg	0.5	3	07/31/08 13:53	nek/aeh
Mercury, total	M7471A CVAA		U		mg/Kg	0.04	0.2	07/25/08 21:13	pmc
Molybdenum, total (3050)	M6010B ICP	121		*	mg/Kg	1	5	07/31/08 13:53	nek/aeh
Nickel, total (3050)	M6010B ICP	8			mg/Kg	1	5	07/31/08 13:53	nek/aeh
Selenium, total (3050)	M6020 ICP-MS	0.37			mg/Kg	0.05	0.3	08/06/08 20:38	msh
Thallium, total (3050)	M6020 ICP-MS	0.23	B	*	mg/Kg	0.05	0.3	07/31/08 4:46	erf/msh
Uranium, total (3050)	M6020 ICP-MS	4.04		*	mg/Kg	0.05	0.3	07/31/08 4:46	erf/msh
Zinc, total (3050)	M6010B ICP	49			mg/Kg	1	5	07/31/08 13:53	nek/aeh

Soil Analysis

Parameter	EPA Method	Result	Qual	XQ	Units	MDL	PQL	Date	Analyst
Solids, Percent	CLPSOW390, PART F, D-98	95.9		*	%	0.1	0.5	07/18/08 1:32	brd/mjc

Soil Preparation

Parameter	EPA Method	Result	Qual	XQ	Units	MDL	PQL	Date	Analyst
Air Dry at 34 Degrees C	USDA No. 1, 1972			*				07/17/08 15:29	mjc
Digestion - Hot Plate	M3050B ICP-MS							08/04/08 14:22	lwt
Sieve-2000 um (2.0mm)	ASA No.9, 15-4.2.2			*				07/24/08 7:45	bjl

Arizona license number: AZ0102

EQ 8/27/08

** Please refer to Qualifier Reports for details.*

ACZ Laboratories, Inc.

2773 Downhill Drive Steamboat Springs, CO 80487 (800) 334-5493

Inorganic Analytical Results

FMI Gold & Copper - Sierrita
Project ID: OJ07R9
Sample ID: CP-SD-01-1.5-3.0

ACZ Sample ID: ***L70544-02***
Date Sampled: *07/16/08 08:30*
Date Received: *07/17/08*
Sample Matrix: *Soil*

Metals Analysis

Parameter	EPA Method	Result	Qual	XQ	Units	MDL	PQL	Date	Analyst
Antimony, total (3050)	M6020 ICP-MS		U	*	mg/Kg	0.2	1	07/31/08 4:53	erf/msh
Arsenic, total (3050)	M6020 ICP-MS	1.0			mg/Kg	0.3	0.5	07/31/08 4:53	erf/msh
Barium, total (3050)	M6010B ICP	140		*	mg/Kg	0.3	2	07/31/08 13:57	nek/aeh
Beryllium, total (3050)	M6010B ICP	0.4	B		mg/Kg	0.2	1	07/31/08 13:57	nek/aeh
Cadmium, total (3050)	M6010B ICP		U		mg/Kg	0.5	2	07/31/08 13:57	nek/aeh
Chromium, total (3050)	M6010B ICP	6		*	mg/Kg	1	5	08/08/08 3:59	aeh
Cobalt, total (3050)	M6010B ICP	9		*	mg/Kg	1	5	07/31/08 13:57	nek/aeh
Copper, total (3050)	M6010B ICP	253		*	mg/Kg	1	5	07/31/08 13:57	nek/aeh
Lead, total (3050)	M6020 ICP-MS	1.72			mg/Kg	0.05	0.3	08/06/08 20:44	msh
Manganese, total (3050)	M6010B ICP	314		*	mg/Kg	0.5	3	07/31/08 13:57	nek/aeh
Mercury, total	M7471A CVAA		U		mg/Kg	0.04	0.2	07/25/08 21:15	pmc
Molybdenum, total (3050)	M6010B ICP	4	B	*	mg/Kg	1	5	07/31/08 13:57	nek/aeh
Nickel, total (3050)	M6010B ICP	8			mg/Kg	1	5	07/31/08 13:57	nek/aeh
Selenium, total (3050)	M6020 ICP-MS	0.08	B		mg/Kg	0.05	0.3	08/06/08 20:44	msh
Thallium, total (3050)	M6020 ICP-MS	0.25	B	*	mg/Kg	0.05	0.3	07/31/08 4:53	erf/msh
Uranium, total (3050)	M6020 ICP-MS	2.34		*	mg/Kg	0.05	0.3	07/31/08 4:53	erf/msh
Zinc, total (3050)	M6010B ICP	30			mg/Kg	1	5	07/31/08 13:57	nek/aeh

Soil Analysis

Parameter	EPA Method	Result	Qual	XQ	Units	MDL	PQL	Date	Analyst
Solids, Percent	CLPSOW390, PART F, D-98	97.3		*	%	0.1	0.5	07/18/08 2:22	brd/mjc

Soil Preparation

Parameter	EPA Method	Result	Qual	XQ	Units	MDL	PQL	Date	Analyst
Air Dry at 34 Degrees C	USDA No. 1, 1972			*				07/17/08 15:30	mjc
Digestion - Hot Plate	M3050B ICP-MS							08/04/08 14:40	lwt
Sieve-2000 um (2.0mm)	ASA No.9, 15-4.2.2			*				07/24/08 7:46	bjl

Arizona license number: AZ0102

EQ 8/27/08

** Please refer to Qualifier Reports for details.*

ACZ Laboratories, Inc.
2773 Downhill Drive Steamboat Springs, CO 80487 (800) 334-5493

Inorganic Analytical Results

FMI Gold & Copper - Sierrita
Project ID: OJ07R9
Sample ID: CP-SD-02-0-1.5

ACZ Sample ID: ***L70544-03***
Date Sampled: *07/16/08 09:08*
Date Received: *07/17/08*
Sample Matrix: *Soil*

Metals Analysis

Parameter	EPA Method	Result	Qual	XQ	Units	MDL	PQL	Date	Analyst
Antimony, total (3050)	M6020 ICP-MS		U	*	mg/Kg	0.2	1	07/31/08 5:00	erf/msh
Arsenic, total (3050)	M6020 ICP-MS	1.1			mg/Kg	0.3	0.5	07/31/08 5:00	erf/msh
Barium, total (3050)	M6010B ICP	117		*	mg/Kg	0.3	2	07/31/08 14:00	nek/aeh
Beryllium, total (3050)	M6010B ICP		U		mg/Kg	0.2	1	07/31/08 14:00	nek/aeh
Cadmium, total (3050)	M6010B ICP		U		mg/Kg	0.5	2	07/31/08 14:00	nek/aeh
Chromium, total (3050)	M6010B ICP	3	B	*	mg/Kg	1	5	08/08/08 4:03	aeh
Cobalt, total (3050)	M6010B ICP	6		*	mg/Kg	1	5	07/31/08 14:00	nek/aeh
Copper, total (3050)	M6010B ICP	451		*	mg/Kg	1	5	07/31/08 14:00	nek/aeh
Lead, total (3050)	M6020 ICP-MS	4.00			mg/Kg	0.05	0.3	08/06/08 20:50	msh
Manganese, total (3050)	M6010B ICP	207		*	mg/Kg	0.5	3	07/31/08 14:00	nek/aeh
Mercury, total	M7471A CVAA		U		mg/Kg	0.04	0.2	07/25/08 21:18	pmc
Molybdenum, total (3050)	M6010B ICP	32		*	mg/Kg	1	5	07/31/08 14:00	nek/aeh
Nickel, total (3050)	M6010B ICP	6			mg/Kg	1	5	07/31/08 14:00	nek/aeh
Selenium, total (3050)	M6020 ICP-MS	0.31			mg/Kg	0.05	0.3	08/06/08 20:50	msh
Thallium, total (3050)	M6020 ICP-MS	0.18	B	*	mg/Kg	0.05	0.3	07/31/08 5:00	erf/msh
Uranium, total (3050)	M6020 ICP-MS	2.50		*	mg/Kg	0.05	0.3	07/31/08 5:00	erf/msh
Zinc, total (3050)	M6010B ICP	31			mg/Kg	1	5	07/31/08 14:00	nek/aeh

Soil Analysis

Parameter	EPA Method	Result	Qual	XQ	Units	MDL	PQL	Date	Analyst
Solids, Percent	CLPSOW390, PART F, D-98	95.8		*	%	0.1	0.5	07/18/08 3:11	brd/mjc

Soil Preparation

Parameter	EPA Method	Result	Qual	XQ	Units	MDL	PQL	Date	Analyst
Air Dry at 34 Degrees C	USDA No. 1, 1972			*				07/17/08 15:32	mjc
Digestion - Hot Plate	M3050B ICP-MS							08/04/08 14:57	lwt
Sieve-2000 um (2.0mm)	ASA No.9, 15-4.2.2			*				07/24/08 7:48	bjl

Arizona license number: AZ0102

EQ 8/27/08

** Please refer to Qualifier Reports for details.*

ACZ Laboratories, Inc.

2773 Downhill Drive Steamboat Springs, CO 80487 (800) 334-5493

Inorganic Analytical Results

FMI Gold & Copper - Sierrita
Project ID: OJ07R9
Sample ID: CP-SD-02-1.5-3.0

ACZ Sample ID: ***L70544-04***
Date Sampled: *07/16/08 09:08*
Date Received: *07/17/08*
Sample Matrix: *Soil*

Metals Analysis

Parameter	EPA Method	Result	Qual	XQ	Units	MDL	PQL	Date	Analyst
Antimony, total (3050)	M6020 ICP-MS		U	*	mg/Kg	0.2	1	07/31/08 5:07	erf/msh
Arsenic, total (3050)	M6020 ICP-MS	1.5			mg/Kg	0.3	0.5	07/31/08 5:07	erf/msh
Barium, total (3050)	M6010B ICP	41.1		*	mg/Kg	0.3	2	07/31/08 14:10	nek/aeh
Beryllium, total (3050)	M6010B ICP	0.3	B		mg/Kg	0.2	1	07/31/08 14:10	nek/aeh
Cadmium, total (3050)	M6010B ICP		U		mg/Kg	0.5	2	07/31/08 14:10	nek/aeh
Chromium, total (3050)	M6010B ICP	2	B	*	mg/Kg	1	5	08/08/08 4:14	aeh
Cobalt, total (3050)	M6010B ICP	3	B	*	mg/Kg	1	5	07/31/08 14:10	nek/aeh
Copper, total (3050)	M6010B ICP	780		*	mg/Kg	1	5	07/31/08 14:10	nek/aeh
Lead, total (3050)	M6020 ICP-MS	3.78			mg/Kg	0.05	0.3	08/06/08 20:57	msh
Manganese, total (3050)	M6010B ICP	148		*	mg/Kg	0.5	3	07/31/08 14:10	nek/aeh
Mercury, total	M7471A CVAA		U		mg/Kg	0.04	0.2	07/25/08 21:20	pmc
Molybdenum, total (3050)	M6010B ICP	18		*	mg/Kg	1	5	07/31/08 14:10	nek/aeh
Nickel, total (3050)	M6010B ICP	2	B		mg/Kg	1	5	07/31/08 14:10	nek/aeh
Selenium, total (3050)	M6020 ICP-MS	0.21	B		mg/Kg	0.05	0.3	08/06/08 20:57	msh
Thallium, total (3050)	M6020 ICP-MS		U	*	mg/Kg	0.05	0.3	07/31/08 5:07	erf/msh
Uranium, total (3050)	M6020 ICP-MS	2.82		*	mg/Kg	0.05	0.3	07/31/08 5:07	erf/msh
Zinc, total (3050)	M6010B ICP	30			mg/Kg	1	5	07/31/08 14:10	nek/aeh

Soil Analysis

Parameter	EPA Method	Result	Qual	XQ	Units	MDL	PQL	Date	Analyst
Solids, Percent	CLPSOW390, PART F, D-98	93.1		*	%	0.1	0.5	07/18/08 4:01	brd/mjc

Soil Preparation

Parameter	EPA Method	Result	Qual	XQ	Units	MDL	PQL	Date	Analyst
Air Dry at 34 Degrees C	USDA No. 1, 1972			*				07/17/08 15:34	mjc
Digestion - Hot Plate	M3050B ICP-MS							08/04/08 15:15	lwt
Sieve-2000 um (2.0mm)	ASA No.9, 15-4.2.2			*				07/24/08 7:50	bjl

Arizona license number: AZ0102

EC 8/27/08

** Please refer to Qualifier Reports for details.*

ACZ Laboratories, Inc.
2773 Downhill Drive Steamboat Springs, CO 80487 (800) 334-5493

Inorganic Analytical Results

FMI Gold & Copper - Sierrita
Project ID: OJ07R9
Sample ID: CP-SD-06-0-1.5

ACZ Sample ID: ***L70544-05***
Date Sampled: *07/16/08 09:26*
Date Received: *07/17/08*
Sample Matrix: *Soil*

Metals Analysis

Parameter	EPA Method	Result	Qual	XQ	Units	MDL	PQL	Date	Analyst
Antimony, total (3050)	M6020 ICP-MS		U	*	mg/Kg	0.2	1	07/31/08 5:14	erf/msh
Arsenic, total (3050)	M6020 ICP-MS	3.7			mg/Kg	0.3	0.5	07/31/08 5:14	erf/msh
Barium, total (3050)	M6010B ICP	177		*	mg/Kg	0.3	2	07/31/08 14:13	nek/aeh
Beryllium, total (3050)	M6010B ICP	0.7	B		mg/Kg	0.2	1	07/31/08 14:13	nek/aeh
Cadmium, total (3050)	M6010B ICP		U		mg/Kg	0.5	2	07/31/08 14:13	nek/aeh
Chromium, total (3050)	M6010B ICP	6		*	mg/Kg	1	5	08/08/08 4:17	aeh
Cobalt, total (3050)	M6010B ICP	17		*	mg/Kg	1	5	07/31/08 14:13	nek/aeh
Copper, total (3050)	M6010B ICP	976		*	mg/Kg	1	5	07/31/08 14:13	nek/aeh
Lead, total (3050)	M6020 ICP-MS	4.17			mg/Kg	0.05	0.3	08/06/08 21:16	msh
Manganese, total (3050)	M6010B ICP	447		*	mg/Kg	0.5	3	07/31/08 14:13	nek/aeh
Mercury, total	M7471A CVAA		U		mg/Kg	0.04	0.2	07/25/08 21:22	pmc
Molybdenum, total (3050)	M6010B ICP	43		*	mg/Kg	1	5	07/31/08 14:13	nek/aeh
Nickel, total (3050)	M6010B ICP	10			mg/Kg	1	5	07/31/08 14:13	nek/aeh
Selenium, total (3050)	M6020 ICP-MS	0.46			mg/Kg	0.05	0.3	08/06/08 21:16	msh
Thallium, total (3050)	M6020 ICP-MS	0.29	B	*	mg/Kg	0.05	0.3	07/31/08 5:14	erf/msh
Uranium, total (3050)	M6020 ICP-MS	5.54		*	mg/Kg	0.05	0.3	07/31/08 5:14	erf/msh
Zinc, total (3050)	M6010B ICP	86			mg/Kg	1	5	07/31/08 14:13	nek/aeh

Soil Analysis

Parameter	EPA Method	Result	Qual	XQ	Units	MDL	PQL	Date	Analyst
Solids, Percent	CLPSOW390, PART F, D-98	96.6		*	%	0.1	0.5	07/18/08 4:51	brd/mjc

Soil Preparation

Parameter	EPA Method	Result	Qual	XQ	Units	MDL	PQL	Date	Analyst
Air Dry at 34 Degrees C	USDA No. 1, 1972			*				07/17/08 15:36	mjc
Digestion - Hot Plate	M3050B ICP-MS							08/04/08 15:32	lwt
Sieve-2000 um (2.0mm)	ASA No.9, 15-4.2.2			*				07/24/08 7:51	bjl

Arizona license number: AZ0102

EE 8/27/08

** Please refer to Qualifier Reports for details.*

ACZ Laboratories, Inc.

2773 Downhill Drive Steamboat Springs, CO 80487 (800) 334-5493

Inorganic Analytical Results

FMI Gold & Copper - Sierrita
Project ID: OJ07R9
Sample ID: CP-SD-06-1.5-3.0

ACZ Sample ID: ***L70544-06***
Date Sampled: *07/16/08 09:26*
Date Received: *07/17/08*
Sample Matrix: *Soil*

Metals Analysis

Parameter	EPA Method	Result	Qual	XQ	Units	MDL	PQL	Date	Analyst
Antimony, total (3050)	M6020 ICP-MS		U	*	mg/Kg	0.2	1	07/31/08 5:35	erf/msh
Arsenic, total (3050)	M6020 ICP-MS	4.0			mg/Kg	0.3	0.5	07/31/08 5:35	erf/msh
Barium, total (3050)	M6010B ICP	174		*	mg/Kg	0.3	2	07/31/08 14:16	nek/aeh
Beryllium, total (3050)	M6010B ICP	0.5	B		mg/Kg	0.2	1	07/31/08 14:16	nek/aeh
Cadmium, total (3050)	M6010B ICP		U		mg/Kg	0.5	2	07/31/08 14:16	nek/aeh
Chromium, total (3050)	M6010B ICP	6		*	mg/Kg	1	5	08/08/08 4:21	aeh
Cobalt, total (3050)	M6010B ICP	11		*	mg/Kg	1	5	07/31/08 14:16	nek/aeh
Copper, total (3050)	M6010B ICP	729		*	mg/Kg	1	5	07/31/08 14:16	nek/aeh
Lead, total (3050)	M6020 ICP-MS	3.75			mg/Kg	0.05	0.3	08/06/08 21:22	msh
Manganese, total (3050)	M6010B ICP	375		*	mg/Kg	0.5	3	07/31/08 14:16	nek/aeh
Mercury, total	M7471A CVAA		U		mg/Kg	0.04	0.2	07/25/08 21:24	pmc
Molybdenum, total (3050)	M6010B ICP	37		*	mg/Kg	1	5	07/31/08 14:16	nek/aeh
Nickel, total (3050)	M6010B ICP	8			mg/Kg	1	5	07/31/08 14:16	nek/aeh
Selenium, total (3050)	M6020 ICP-MS	0.26	B		mg/Kg	0.05	0.3	08/06/08 21:22	msh
Thallium, total (3050)	M6020 ICP-MS	0.28	B	*	mg/Kg	0.05	0.3	07/31/08 5:35	erf/msh
Uranium, total (3050)	M6020 ICP-MS	3.81		*	mg/Kg	0.05	0.3	07/31/08 5:35	erf/msh
Zinc, total (3050)	M6010B ICP	39			mg/Kg	1	5	07/31/08 14:16	nek/aeh

Soil Analysis

Parameter	EPA Method	Result	Qual	XQ	Units	MDL	PQL	Date	Analyst
Solids, Percent	CLPSOW390, PART F, D-98	97.5		*	%	0.1	0.5	07/18/08 5:41	brd/mjc

Soil Preparation

Parameter	EPA Method	Result	Qual	XQ	Units	MDL	PQL	Date	Analyst
Air Dry at 34 Degrees C	USDA No. 1, 1972			*				07/17/08 15:37	mjc
Digestion - Hot Plate	M3050B ICP-MS							08/04/08 15:50	lwt
Sieve-2000 um (2.0mm)	ASA No.9, 15-4.2.2			*				07/24/08 7:53	bjl

Arizona license number: AZ0102

EC 8/27/08

** Please refer to Qualifier Reports for details.*

ACZ Laboratories, Inc.

2773 Downhill Drive Steamboat Springs, CO 80487 (800) 334-5493

Inorganic Analytical Results

FMI Gold & Copper - Sierrita
Project ID: OJ07R9
Sample ID: CP-SD-05-0-1.5

ACZ Sample ID: ***L70544-07***
Date Sampled: *07/16/08 09:45*
Date Received: *07/17/08*
Sample Matrix: *Soil*

Metals Analysis

Parameter	EPA Method	Result	Qual	XQ	Units	MDL	PQL	Date	Analyst
Antimony, total (3050)	M6020 ICP-MS		U	*	mg/Kg	0.2	1	07/31/08 5:42	erf/msh
Arsenic, total (3050)	M6020 ICP-MS	5.4			mg/Kg	0.3	0.5	07/31/08 5:42	erf/msh
Barium, total (3050)	M6010B ICP	123		*	mg/Kg	0.3	2	07/31/08 14:20	nek/aeh
Beryllium, total (3050)	M6010B ICP	0.6	B		mg/Kg	0.2	1	07/31/08 14:20	nek/aeh
Cadmium, total (3050)	M6010B ICP		U		mg/Kg	0.5	2	07/31/08 14:20	nek/aeh
Chromium, total (3050)	M6010B ICP	6		*	mg/Kg	1	5	08/08/08 4:25	aeh
Cobalt, total (3050)	M6010B ICP	11		*	mg/Kg	1	5	07/31/08 14:20	nek/aeh
Copper, total (3050)	M6010B ICP	561		*	mg/Kg	1	5	07/31/08 14:20	nek/aeh
Lead, total (3050)	M6020 ICP-MS	8.74			mg/Kg	0.05	0.3	08/06/08 21:29	msh
Manganese, total (3050)	M6010B ICP	343		*	mg/Kg	0.5	3	07/31/08 14:20	nek/aeh
Mercury, total	M7471A CVAA		U		mg/Kg	0.04	0.2	07/25/08 21:27	pmc
Molybdenum, total (3050)	M6010B ICP	126		*	mg/Kg	1	5	07/31/08 14:20	nek/aeh
Nickel, total (3050)	M6010B ICP	7			mg/Kg	1	5	07/31/08 14:20	nek/aeh
Selenium, total (3050)	M6020 ICP-MS	0.51			mg/Kg	0.05	0.3	08/06/08 21:29	msh
Thallium, total (3050)	M6020 ICP-MS	0.13	B	*	mg/Kg	0.05	0.3	07/31/08 5:42	erf/msh
Uranium, total (3050)	M6020 ICP-MS	3.61		*	mg/Kg	0.05	0.3	07/31/08 5:42	erf/msh
Zinc, total (3050)	M6010B ICP	43			mg/Kg	1	5	07/31/08 14:20	nek/aeh

Soil Analysis

Parameter	EPA Method	Result	Qual	XQ	Units	MDL	PQL	Date	Analyst
Solids, Percent	CLPSOW390, PART F, D-98	96.3		*	%	0.1	0.5	07/18/08 6:30	brd/mjc

Soil Preparation

Parameter	EPA Method	Result	Qual	XQ	Units	MDL	PQL	Date	Analyst
Air Dry at 34 Degrees C	USDA No. 1, 1972			*				07/17/08 15:39	mjc
Digestion - Hot Plate	M3050B ICP-MS							08/04/08 16:07	lwt
Sieve-2000 um (2.0mm)	ASA No.9, 15-4.2.2			*				07/24/08 7:55	bjl

Arizona license number: AZ0102

EL 8/27/08

** Please refer to Qualifier Reports for details.*

ACZ Laboratories, Inc.
2773 Downhill Drive Steamboat Springs, CO 80487 (800) 334-5493

Inorganic Analytical Results

FMI Gold & Copper - Sierrita
Project ID: OJ07R9
Sample ID: CP-SD-05-1.5-3.0

ACZ Sample ID: ***L70544-08***
Date Sampled: *07/16/08 09:45*
Date Received: *07/17/08*
Sample Matrix: *Soil*

Metals Analysis

Parameter	EPA Method	Result	Qual	XQ	Units	MDL	PQL	Date	Analyst
Antimony, total (3050)	M6020 ICP-MS		U	*	mg/Kg	0.2	1	07/31/08 5:49	erf/msh
Arsenic, total (3050)	M6020 ICP-MS	3.6			mg/Kg	0.3	0.5	07/31/08 5:49	erf/msh
Barium, total (3050)	M6010B ICP	181		*	mg/Kg	0.3	2	07/31/08 14:23	nek/aeh
Beryllium, total (3050)	M6010B ICP	0.5	B		mg/Kg	0.2	1	07/31/08 14:23	nek/aeh
Cadmium, total (3050)	M6010B ICP		U		mg/Kg	0.5	2	07/31/08 14:23	nek/aeh
Chromium, total (3050)	M6010B ICP	6		*	mg/Kg	1	5	08/08/08 4:28	aeh
Cobalt, total (3050)	M6010B ICP	11		*	mg/Kg	1	5	07/31/08 14:23	nek/aeh
Copper, total (3050)	M6010B ICP	283		*	mg/Kg	1	5	07/31/08 14:23	nek/aeh
Lead, total (3050)	M6020 ICP-MS	4.91			mg/Kg	0.05	0.3	08/06/08 21:35	msh
Manganese, total (3050)	M6010B ICP	359		*	mg/Kg	0.5	3	07/31/08 14:23	nek/aeh
Mercury, total	M7471A CVAA		U		mg/Kg	0.04	0.2	07/25/08 21:34	pmc
Molybdenum, total (3050)	M6010B ICP	24		*	mg/Kg	1	5	07/31/08 14:23	nek/aeh
Nickel, total (3050)	M6010B ICP	8			mg/Kg	1	5	07/31/08 14:23	nek/aeh
Selenium, total (3050)	M6020 ICP-MS	0.31			mg/Kg	0.05	0.3	08/06/08 21:35	msh
Thallium, total (3050)	M6020 ICP-MS	0.17	B	*	mg/Kg	0.05	0.3	07/31/08 5:49	erf/msh
Uranium, total (3050)	M6020 ICP-MS	2.86		*	mg/Kg	0.05	0.3	07/31/08 5:49	erf/msh
Zinc, total (3050)	M6010B ICP	42			mg/Kg	1	5	07/31/08 14:23	nek/aeh

Soil Analysis

Parameter	EPA Method	Result	Qual	XQ	Units	MDL	PQL	Date	Analyst
Solids, Percent	CLPSOW390, PART F, D-98	97.1		*	%	0.1	0.5	07/18/08 7:20	brd/mjc

Soil Preparation

Parameter	EPA Method	Result	Qual	XQ	Units	MDL	PQL	Date	Analyst
Air Dry at 34 Degrees C	USDA No. 1, 1972			*				07/17/08 15:41	mjc
Digestion - Hot Plate	M3050B ICP-MS							08/04/08 16:25	lwt
Sieve-2000 um (2.0mm)	ASA No.9, 15-4.2.2			*				07/24/08 7:56	bjl

Arizona license number: AZ0102

EC 8/27/08

** Please refer to Qualifier Reports for details.*

ACZ Laboratories, Inc.
2773 Downhill Drive Steamboat Springs, CO 80487 (800) 334-5493

Inorganic Analytical Results

FMI Gold & Copper - Sierrita
Project ID: OJ07R9
Sample ID: CP-SD-03-0-1.5

ACZ Sample ID: ***L70544-09***
Date Sampled: *07/16/08 09:54*
Date Received: *07/17/08*
Sample Matrix: *Soil*

Metals Analysis

Parameter	EPA Method	Result	Qual	XQ	Units	MDL	PQL	Date	Analyst
Antimony, total (3050)	M6020 ICP-MS		U	*	mg/Kg	0.2	1	07/31/08 5:56	erf/msh
Arsenic, total (3050)	M6020 ICP-MS	2.9			mg/Kg	0.3	0.5	07/31/08 5:56	erf/msh
Barium, total (3050)	M6010B ICP	95.3		*	mg/Kg	0.3	2	07/31/08 14:26	nek/aeh
Beryllium, total (3050)	M6010B ICP	0.7	B		mg/Kg	0.2	1	07/31/08 14:26	nek/aeh
Cadmium, total (3050)	M6010B ICP		U		mg/Kg	0.5	2	07/31/08 14:26	nek/aeh
Chromium, total (3050)	M6010B ICP	5		*	mg/Kg	1	5	08/08/08 4:32	aeh
Cobalt, total (3050)	M6010B ICP	7		*	mg/Kg	1	5	07/31/08 14:26	nek/aeh
Copper, total (3050)	M6010B ICP	995		*	mg/Kg	1	5	07/31/08 14:26	nek/aeh
Lead, total (3050)	M6020 ICP-MS	9.49			mg/Kg	0.05	0.3	08/06/08 21:42	msh
Manganese, total (3050)	M6010B ICP	257		*	mg/Kg	0.5	3	07/31/08 14:26	nek/aeh
Mercury, total	M7471A CVAA		U		mg/Kg	0.04	0.2	07/25/08 21:36	pmc
Molybdenum, total (3050)	M6010B ICP	114		*	mg/Kg	1	5	07/31/08 14:26	nek/aeh
Nickel, total (3050)	M6010B ICP	5			mg/Kg	1	5	07/31/08 14:26	nek/aeh
Selenium, total (3050)	M6020 ICP-MS	0.36			mg/Kg	0.05	0.3	08/06/08 21:42	msh
Thallium, total (3050)	M6020 ICP-MS	0.13	B	*	mg/Kg	0.05	0.3	07/31/08 5:56	erf/msh
Uranium, total (3050)	M6020 ICP-MS	4.05		*	mg/Kg	0.05	0.3	07/31/08 5:56	erf/msh
Zinc, total (3050)	M6010B ICP	48			mg/Kg	1	5	07/31/08 14:26	nek/aeh

Soil Analysis

Parameter	EPA Method	Result	Qual	XQ	Units	MDL	PQL	Date	Analyst
Solids, Percent	CLPSOW390, PART F, D-98	97.0		*	%	0.1	0.5	07/18/08 8:10	brd/mjc

Soil Preparation

Parameter	EPA Method	Result	Qual	XQ	Units	MDL	PQL	Date	Analyst
Air Dry at 34 Degrees C	USDA No. 1, 1972			*				07/17/08 15:43	mjc
Digestion - Hot Plate	M3050B ICP-MS							08/04/08 16:42	lwt
Sieve-2000 um (2.0mm)	ASA No.9, 15-4.2.2			*				07/24/08 7:58	bjl

Arizona license number: AZ0102

EC 8/27/08

** Please refer to Qualifier Reports for details.*

ACZ Laboratories, Inc.

2773 Downhill Drive Steamboat Springs, CO 80487 (800) 334-5493

Inorganic Analytical Results

FMI Gold & Copper - Sierrita
Project ID: OJ07R9
Sample ID: CP-SD-03-1.5-3.0

ACZ Sample ID: ***L70544-10***
Date Sampled: *07/16/08 09:54*
Date Received: *07/17/08*
Sample Matrix: *Soil*

Metals Analysis

Parameter	EPA Method	Result	Qual	XQ	Units	MDL	PQL	Date	Analyst
Antimony, total (3050)	M6020 ICP-MS		U	*	mg/Kg	0.2	1	07/31/08 6:03	erf/msh
Arsenic, total (3050)	M6020 ICP-MS	1.9			mg/Kg	0.3	0.5	07/31/08 6:03	erf/msh
Barium, total (3050)	M6010B ICP	112		*	mg/Kg	0.3	2	07/31/08 14:30	nek/aeh
Beryllium, total (3050)	M6010B ICP	0.5	B		mg/Kg	0.2	1	07/31/08 14:30	nek/aeh
Cadmium, total (3050)	M6010B ICP		U		mg/Kg	0.5	2	07/31/08 14:30	nek/aeh
Chromium, total (3050)	M6010B ICP	4	B	*	mg/Kg	1	5	08/08/08 4:36	aeh
Cobalt, total (3050)	M6010B ICP	7		*	mg/Kg	1	5	07/31/08 14:30	nek/aeh
Copper, total (3050)	M6010B ICP	335		*	mg/Kg	1	5	07/31/08 14:30	nek/aeh
Lead, total (3050)	M6020 ICP-MS	5.32			mg/Kg	0.05	0.3	08/06/08 21:48	msh
Manganese, total (3050)	M6010B ICP	302		*	mg/Kg	0.5	3	07/31/08 14:30	nek/aeh
Mercury, total	M7471A CVAA		U		mg/Kg	0.04	0.2	07/25/08 21:39	pmc
Molybdenum, total (3050)	M6010B ICP	44		*	mg/Kg	1	5	07/31/08 14:30	nek/aeh
Nickel, total (3050)	M6010B ICP	6			mg/Kg	1	5	07/31/08 14:30	nek/aeh
Selenium, total (3050)	M6020 ICP-MS	0.20	B		mg/Kg	0.05	0.3	08/06/08 21:48	msh
Thallium, total (3050)	M6020 ICP-MS	0.14	B	*	mg/Kg	0.05	0.3	07/31/08 6:03	erf/msh
Uranium, total (3050)	M6020 ICP-MS	3.86		*	mg/Kg	0.05	0.3	07/31/08 6:03	erf/msh
Zinc, total (3050)	M6010B ICP	34			mg/Kg	1	5	07/31/08 14:30	nek/aeh

Soil Analysis

Parameter	EPA Method	Result	Qual	XQ	Units	MDL	PQL	Date	Analyst
Solids, Percent	CLPSOW390, PART F, D-98	97.5		*	%	0.1	0.5	07/18/08 8:59	brd/mjc

Soil Preparation

Parameter	EPA Method	Result	Qual	XQ	Units	MDL	PQL	Date	Analyst
Air Dry at 34 Degrees C	USDA No. 1, 1972			*				07/17/08 15:45	mjc
Digestion - Hot Plate	M3050B ICP-MS							08/04/08 17:00	lwt
Sieve-2000 um (2.0mm)	ASA No.9, 15-4.2.2			*				07/24/08 8:00	bjl

Arizona license number: AZ0102

EQ 8/27/08

** Please refer to Qualifier Reports for details.*

SIERRITA
DATA REVIEW SUMMARY

Data Package Number: L70584 Sampling Event: July 17th, 2008
Sample-specific Parameter Review? **Yes** Laboratory Performance Parameters? **No**
Data Reviewer: Liz Kraak Date Completed: 08/11/08
Peer Reviewer: Geoff Webb Date Completed: 08/12/08

This report summarizes the verification of analytical data for 5 soil samples. The soil samples were analyzed for total metals by Method 6020, Method 6010, and Method 7471A. ACZ Laboratories, Inc. of Steamboat Springs, Colorado performed the analyses. ACZ operates under laboratory licensure number AZ0102.

The data review was conducted in accordance with the criteria specified in the Draft Addendum – Quality Assurance Project Plan Sierrita Mine Green Valley, Arizona (April 2008). Independent review flags were assigned as required by Appendix E in the QAPP. The table below summarizes the samples and analyses presented in these data packages.

Field ID	Sample Type	Lab ID	Matrix	Analyses
				Total Metals
CP-P07-0-1	SA	L70584-01	S	X
CP-P07-1-3	SA	L70584-02	S	X
CP-P07-5-7	SA	L70584-03	S	X
CP-SD-04-0-1.5	SA	L70584-04	S	X
CP-SD-04-1.5-3.0	SA	L70584-05	S	X

Matrix: S = Soil QC Type: SA = Sample FD = Field Duplicate
--- = Not sampled for this parameter
Total Metals = Antimony, Arsenic, Lead, Selenium, Thallium, and Uranium (6020); Barium, Beryllium, Cadmium, Chromium, Cobalt, Copper, Manganese, Molybdenum, Nickel, and Zinc (6010); Mercury (7471A)

General Overall Assessment (Flags applied per ADEQ data qualifying process and QAPP guidance):

____ Data are usable without qualification.

_X_ Data are usable with qualification (noted below).

____ Some or all data are unusable for any purpose (detailed below).

Case Narrative Summary: Except as noted below, any of the issues noted in the laboratory case narrative potentially affecting data quality are addressed in the appropriate sections in the table below. Results reported between the MDL and RL were flagged with a B by the laboratory. No additional qualifiers were added during data review for those results reported between the MDL and RL.

Review Parameter	Criteria Met?	Comments
Sample-specific Parameters	Complete with "Yes", "No", or "Not Applicable (N/A)".	For each "No" response, list what was out, associated acceptance limits, all qualified data, and bias direction or reference associated table with pertinent details.

Review Parameter	Criteria Met?	Comments
COC & Sample Receipt	Yes	Samples were received intact and the cooler temperature was 3.4°C upon arrival at the laboratory, which met the criterion of ≤6°C. Qualification of data was not necessary.
Holding Times	Yes	
Method Blanks Calibration Blanks	Yes	No target analytes were detected in the method blanks or continuing calibration blanks. Data qualification was not necessary.
Matrix QC • MS/MSD N/A • LD N/A	N/A	Since a sample from this work order was not the sample selected for quality control (QC), QC results were not included in this report.
Method QC • Serial Dilution N/A • Internal Standards	N/A	
	Yes	**Internal Standards** All internal standards were within the laboratory-determined acceptance limits. Data qualification was not necessary.
Field QC • Rinsate Blank N/A • Field Duplicate N/A • Field Blank N/A	N/A	
Elevated RLs with non-detect results	Yes	
Package Completeness	Yes	
Other Parameters	N/A	

ACZ Laboratories, Inc.

2773 Downhill Drive Steamboat Springs, CO 80487 (800) 334-5493

Inorganic Analytical Results

FMI Gold & Copper - Sierrita
Project ID: OJ07R9
Sample ID: CP-P07-0-1

ACZ Sample ID: ***L70584-01***
Date Sampled: *07/17/08 14:04*
Date Received: *07/18/08*
Sample Matrix: *Soil*

Metals Analysis

Parameter	EPA Method	Result	Qual	XQ	Units	MDL	PQL	Date	Analyst
Antimony, total (3050)	M6020 ICP-MS		U	*	mg/Kg	0.2	1	07/29/08 14:45	msh
Arsenic, total (3050)	M6020 ICP-MS	1.5			mg/Kg	0.3	0.5	07/29/08 14:45	msh
Barium, total (3050)	M6010B ICP	99.5		*	mg/Kg	0.3	2	07/29/08 6:37	erf
Beryllium, total (3050)	M6010B ICP	0.4	B		mg/Kg	0.2	1	07/29/08 6:37	erf
Cadmium, total (3050)	M6010B ICP		U		mg/Kg	0.5	2	07/29/08 6:37	erf
Chromium, total (3050)	M6010B ICP	6			mg/Kg	1	5	07/29/08 6:37	erf
Cobalt, total (3050)	M6010B ICP	8		*	mg/Kg	1	5	07/29/08 6:37	erf
Copper, total (3050)	M6010B ICP	538			mg/Kg	1	5	07/29/08 6:37	erf
Lead, total (3050)	M6020 ICP-MS	9.36		*	mg/Kg	0.05	0.3	07/29/08 14:45	msh
Manganese, total (3050)	M6010B ICP	293		*	mg/Kg	0.5	3	07/29/08 6:37	erf
Mercury, total	M7471A CVAA		U		mg/Kg	0.04	0.2	07/22/08 20:58	pmc
Molybdenum, total (3050)	M6010B ICP	26			mg/Kg	1	5	07/29/08 6:37	erf
Nickel, total (3050)	M6010B ICP	7		*	mg/Kg	1	5	07/29/08 6:37	erf
Selenium, total (3050)	M6020 ICP-MS	0.36			mg/Kg	0.05	0.3	07/29/08 14:45	msh
Thallium, total (3050)	M6020 ICP-MS	0.15	B	*	mg/Kg	0.05	0.3	07/29/08 14:45	msh
Uranium, total (3050)	M6020 ICP-MS	3.24		*	mg/Kg	0.05	0.3	07/29/08 14:45	msh
Zinc, total (3050)	M6010B ICP	44		*	mg/Kg	1	5	07/29/08 6:37	erf

Soil Analysis

Parameter	EPA Method	Result	Qual	XQ	Units	MDL	PQL	Date	Analyst
Solids, Percent	CLPSOW390, PART F, D-98	94.3		*	%	0.1	0.5	07/23/08 12:06	bjl

Soil Preparation

Parameter	EPA Method	Result	Qual	XQ	Units	MDL	PQL	Date	Analyst
Air Dry at 34 Degrees C	USDA No. 1, 1972			*				07/23/08 11:12	bjl
Digestion - Hot Plate	M3050B ICP-MS							07/25/08 8:40	lwt/brd
Sieve-2000 um (2.0mm)	ASA No.9, 15-4.2.2			*				07/23/08 19:24	brd

Arizona license number: AZ0102

ER 8/11/08

** Please refer to Qualifier Reports for details.*

ACZ Laboratories, Inc.

2773 Downhill Drive Steamboat Springs, CO 80487 (800) 334-5493

Inorganic Analytical Results

FMI Gold & Copper - Sierrita
Project ID: OJ07R9
Sample ID: CP-P07-1-3

ACZ Sample ID: ***L70584-02***
Date Sampled: *07/17/08 14:04*
Date Received: *07/18/08*
Sample Matrix: *Soil*

Metals Analysis

Parameter	EPA Method	Result	Qual	XQ	Units	MDL	PQL	Date	Analyst
Antimony, total (3050)	M6020 ICP-MS		U	*	mg/Kg	0.2	1	07/29/08 14:51	msh
Arsenic, total (3050)	M6020 ICP-MS	1.1			mg/Kg	0.3	0.5	07/29/08 14:51	msh
Barium, total (3050)	M6010B ICP	80.4		*	mg/Kg	0.3	2	07/29/08 6:40	erf
Beryllium, total (3050)	M6010B ICP	0.3	B		mg/Kg	0.2	1	07/29/08 6:40	erf
Cadmium, total (3050)	M6010B ICP		U		mg/Kg	0.5	2	07/29/08 6:40	erf
Chromium, total (3050)	M6010B ICP	5			mg/Kg	1	5	07/29/08 6:40	erf
Cobalt, total (3050)	M6010B ICP	7		*	mg/Kg	1	5	07/29/08 6:40	erf
Copper, total (3050)	M6010B ICP	210			mg/Kg	1	5	07/29/08 6:40	erf
Lead, total (3050)	M6020 ICP-MS	3.38		*	mg/Kg	0.05	0.3	07/29/08 14:51	msh
Manganese, total (3050)	M6010B ICP	276		*	mg/Kg	0.5	3	07/29/08 6:40	erf
Mercury, total	M7471A CVAA		U		mg/Kg	0.04	0.2	07/22/08 21:06	pmc
Molybdenum, total (3050)	M6010B ICP	31			mg/Kg	1	5	07/29/08 6:40	erf
Nickel, total (3050)	M6010B ICP	6		*	mg/Kg	1	5	07/29/08 6:40	erf
Selenium, total (3050)	M6020 ICP-MS	0.24	B		mg/Kg	0.05	0.3	07/29/08 14:51	msh
Thallium, total (3050)	M6020 ICP-MS	0.14	B	*	mg/Kg	0.05	0.3	07/29/08 14:51	msh
Uranium, total (3050)	M6020 ICP-MS	3.79		*	mg/Kg	0.05	0.3	07/29/08 14:51	msh
Zinc, total (3050)	M6010B ICP	39		*	mg/Kg	1	5	07/29/08 6:40	erf

Soil Analysis

Parameter	EPA Method	Result	Qual	XQ	Units	MDL	PQL	Date	Analyst
Solids, Percent	CLPSOW390, PART F, D-98	96.7		*	%	0.1	0.5	07/23/08 13:27	bjl

Soil Preparation

Parameter	EPA Method	Result	Qual	XQ	Units	MDL	PQL	Date	Analyst
Air Dry at 34 Degrees C	USDA No. 1, 1972			*				07/23/08 11:18	bjl
Digestion - Hot Plate	M3050B ICP-MS							07/25/08 9:44	lwt/brd
Sieve-2000 um (2.0mm)	ASA No.9, 15-4.2.2			*				07/23/08 19:27	brd

Arizona license number: AZ0102

EC 8/11/08

** Please refer to Qualifier Reports for details.*

ACZ Laboratories, Inc.

2773 Downhill Drive Steamboat Springs, CO 80487 (800) 334-5493

Inorganic Analytical Results

FMI Gold & Copper - Sierrita
Project ID: OJ07R9
Sample ID: CP-P07-5-7

ACZ Sample ID: ***L70584-03***
Date Sampled: *07/17/08 14:11*
Date Received: *07/18/08*
Sample Matrix: *Soil*

Metals Analysis

Parameter	EPA Method	Result	Qual	XQ	Units	MDL	PQL	Date	Analyst
Antimony, total (3050)	M6020 ICP-MS		U	*	mg/Kg	0.2	1	07/29/08 14:58	msh
Arsenic, total (3050)	M6020 ICP-MS	1.4			mg/Kg	0.3	0.5	07/29/08 14:58	msh
Barium, total (3050)	M6010B ICP	101		*	mg/Kg	0.3	2	07/29/08 6:44	erf
Beryllium, total (3050)	M6010B ICP		U		mg/Kg	0.2	1	07/29/08 6:44	erf
Cadmium, total (3050)	M6010B ICP		U		mg/Kg	0.5	2	07/29/08 6:44	erf
Chromium, total (3050)	M6010B ICP	13			mg/Kg	1	5	07/29/08 6:44	erf
Cobalt, total (3050)	M6010B ICP	8		*	mg/Kg	1	5	07/29/08 6:44	erf
Copper, total (3050)	M6010B ICP	333			mg/Kg	1	5	07/29/08 6:44	erf
Lead, total (3050)	M6020 ICP-MS	3.79		*	mg/Kg	0.05	0.3	07/29/08 14:58	msh
Manganese, total (3050)	M6010B ICP	283		*	mg/Kg	0.5	3	07/29/08 6:44	erf
Mercury, total	M7471A CVAA		U		mg/Kg	0.04	0.2	07/22/08 21:09	pmc
Molybdenum, total (3050)	M6010B ICP	53			mg/Kg	1	5	07/29/08 6:44	erf
Nickel, total (3050)	M6010B ICP	8		*	mg/Kg	1	5	07/29/08 6:44	erf
Selenium, total (3050)	M6020 ICP-MS	0.50			mg/Kg	0.05	0.3	07/29/08 14:58	msh
Thallium, total (3050)	M6020 ICP-MS	0.16	B	*	mg/Kg	0.05	0.3	07/29/08 14:58	msh
Uranium, total (3050)	M6020 ICP-MS	4.03		*	mg/Kg	0.05	0.3	07/29/08 14:58	msh
Zinc, total (3050)	M6010B ICP	88		*	mg/Kg	1	5	07/29/08 6:44	erf

Soil Analysis

Parameter	EPA Method	Result	Qual	XQ	Units	MDL	PQL	Date	Analyst
Solids, Percent	CLPSOW390, PART F, D-98	97.8		*	%	0.1	0.5	07/23/08 14:48	bjl

Soil Preparation

Parameter	EPA Method	Result	Qual	XQ	Units	MDL	PQL	Date	Analyst
Air Dry at 34 Degrees C	USDA No. 1, 1972			*				07/23/08 11:24	bjl
Digestion - Hot Plate	M3050B ICP-MS							07/25/08 10:47	lwt/brd
Sieve-2000 um (2.0mm)	ASA No.9, 15-4.2.2			*				07/23/08 19:30	brd

Arizona license number: AZ0102

EC 8/11/08

** Please refer to Qualifier Reports for details.*

ACZ Laboratories, Inc.

2773 Downhill Drive Steamboat Springs, CO 80487 (800) 334-5493

Inorganic Analytical Results

FMI Gold & Copper - Sierrita

Project ID: OJ07R9

Sample ID: CP-SD-04-0-1.5

ACZ Sample ID: ***L70584-04***

Date Sampled: *07/17/08 14:52*

Date Received: *07/18/08*

Sample Matrix: *Soil*

Metals Analysis

Parameter	EPA Method	Result	Qual	XQ	Units	MDL	PQL	Date	Analyst
Antimony, total (3050)	M6020 ICP-MS		U	*	mg/Kg	0.2	1	07/29/08 15:05	msh
Arsenic, total (3050)	M6020 ICP-MS	1.8			mg/Kg	0.3	0.5	07/29/08 15:05	msh
Barium, total (3050)	M6010B ICP	166		*	mg/Kg	0.3	2	07/29/08 6:48	erf
Beryllium, total (3050)	M6010B ICP	0.6	B		mg/Kg	0.2	1	07/29/08 6:48	erf
Cadmium, total (3050)	M6010B ICP		U		mg/Kg	0.5	2	07/29/08 6:48	erf
Chromium, total (3050)	M6010B ICP	7			mg/Kg	1	5	07/29/08 6:48	erf
Cobalt, total (3050)	M6010B ICP	11		*	mg/Kg	1	5	07/29/08 6:48	erf
Copper, total (3050)	M6010B ICP	1180			mg/Kg	1	5	07/29/08 6:48	erf
Lead, total (3050)	M6020 ICP-MS	4.25		*	mg/Kg	0.05	0.3	07/29/08 15:05	msh
Manganese, total (3050)	M6010B ICP	403		*	mg/Kg	0.5	3	07/29/08 6:48	erf
Mercury, total	M7471A CVAA		U		mg/Kg	0.04	0.2	07/22/08 21:11	pmc
Molybdenum, total (3050)	M6010B ICP	40			mg/Kg	1	5	07/29/08 6:48	erf
Nickel, total (3050)	M6010B ICP	10		*	mg/Kg	1	5	07/29/08 6:48	erf
Selenium, total (3050)	M6020 ICP-MS	0.36			mg/Kg	0.05	0.3	07/29/08 15:05	msh
Thallium, total (3050)	M6020 ICP-MS	0.43		*	mg/Kg	0.05	0.3	07/29/08 15:05	msh
Uranium, total (3050)	M6020 ICP-MS	4.05		*	mg/Kg	0.05	0.3	07/29/08 15:05	msh
Zinc, total (3050)	M6010B ICP	57		*	mg/Kg	1	5	07/29/08 6:48	erf

Soil Analysis

Parameter	EPA Method	Result	Qual	XQ	Units	MDL	PQL	Date	Analyst
Solids, Percent	CLPSOW390, PART F, D-98	96.7		*	%	0.1	0.5	07/23/08 16:09	bjl

Soil Preparation

Parameter	EPA Method	Result	Qual	XQ	Units	MDL	PQL	Date	Analyst
Air Dry at 34 Degrees C	USDA No. 1, 1972			*				07/23/08 11:30	bjl
Digestion - Hot Plate	M3050B ICP-MS							07/25/08 11:50	lwt/brd
Sieve-2000 um (2.0mm)	ASA No.9, 15-4.2.2			*				07/23/08 19:32	brd

Arizona license number: AZ0102

EC 8/11/08

** Please refer to Qualifier Reports for details.*

ACZ Laboratories, Inc.

2773 Downhill Drive Steamboat Springs, CO 80487 (800) 334-5493

Inorganic Analytical Results

FMI Gold & Copper - Sierrita

Project ID: OJ07R9

Sample ID: CP-SD-04-1.5-3.0

ACZ Sample ID: ***L70584-05***

Date Sampled: *07/17/08 14:52*

Date Received: *07/18/08*

Sample Matrix: *Soil*

Metals Analysis

Parameter	EPA Method	Result	Qual	XQ	Units	MDL	PQL	Date	Analyst
Antimony, total (3050)	M6020 ICP-MS		U	*	mg/Kg	0.2	1	07/29/08 15:11	msh
Arsenic, total (3050)	M6020 ICP-MS	1.0			mg/Kg	0.3	0.5	07/29/08 15:11	msh
Barium, total (3050)	M6010B ICP	170		*	mg/Kg	0.3	2	07/29/08 6:51	erf
Beryllium, total (3050)	M6010B ICP	0.4	B		mg/Kg	0.2	1	07/29/08 6:51	erf
Cadmium, total (3050)	M6010B ICP		U		mg/Kg	0.5	2	07/29/08 6:51	erf
Chromium, total (3050)	M6010B ICP	7			mg/Kg	1	5	07/29/08 6:51	erf
Cobalt, total (3050)	M6010B ICP	11		*	mg/Kg	1	5	07/29/08 6:51	erf
Copper, total (3050)	M6010B ICP	512			mg/Kg	1	5	07/29/08 6:51	erf
Lead, total (3050)	M6020 ICP-MS	2.14		*	mg/Kg	0.05	0.3	07/31/08 0:50	erf
Manganese, total (3050)	M6010B ICP	448		*	mg/Kg	0.5	3	07/29/08 6:51	erf
Mercury, total	M7471A CVAA		U		mg/Kg	0.04	0.2	07/22/08 21:13	pmc
Molybdenum, total (3050)	M6010B ICP	7			mg/Kg	1	5	07/29/08 6:51	erf
Nickel, total (3050)	M6010B ICP	10		*	mg/Kg	1	5	07/29/08 6:51	erf
Selenium, total (3050)	M6020 ICP-MS	0.12	B		mg/Kg	0.05	0.3	07/29/08 15:11	msh
Thallium, total (3050)	M6020 ICP-MS	0.35		*	mg/Kg	0.05	0.3	07/29/08 15:11	msh
Uranium, total (3050)	M6020 ICP-MS	4.76		*	mg/Kg	0.05	0.3	07/29/08 15:11	msh
Zinc, total (3050)	M6010B ICP	46		*	mg/Kg	1	5	07/29/08 6:51	erf

Soil Analysis

Parameter	EPA Method	Result	Qual	XQ	Units	MDL	PQL	Date	Analyst
Solids, Percent	CLPSOW390, PART F, D-98	97.6		*	%	0.1	0.5	07/23/08 17:30	bjl

Soil Preparation

Parameter	EPA Method	Result	Qual	XQ	Units	MDL	PQL	Date	Analyst
Air Dry at 34 Degrees C	USDA No. 1, 1972			*				07/23/08 11:36	bjl
Digestion - Hot Plate	M3050B ICP-MS							07/25/08 12:53	lwt/brd
Sieve-2000 um (2.0mm)	ASA No.9, 15-4.2.2			*				07/23/08 19:35	brd

Arizona license number: AZ0102

EQ 8/11/08

** Please refer to Qualifier Reports for details.*

SIERRITA
DATA REVIEW SUMMARY

Data Package Number: L70791 Sampling Event: July 23rd & 28th, 2008

Sample-specific Parameter Review? **Yes** Laboratory Performance Parameters? **No**

Data Reviewer: Liz Kraak Date Completed: 09/16/08

Peer Reviewer: Geoff Webb Date Completed: 09/17/08

This report summarizes the verification of analytical data for 20 soil samples. The soil samples were analyzed for total metals by Method 6020, Method 6010, and Method 7471A. ACZ Laboratories, Inc. of Steamboat Springs, Colorado performed the analyses. ACZ operates under laboratory licensure number AZ0102.

The data review was conducted in accordance with the criteria specified in the Draft Addendum – Quality Assurance Project Plan Sierrita Mine Green Valley, Arizona (April 2008). Independent review flags were assigned as required by Appendix E in the QAPP. The table below summarizes the samples and analyses presented in these data packages.

Field ID	Sample Type	Lab ID	Matrix	Analyses
				Total Metals
CP-Q09-0-1	SA	L70791-01	S	X^m
CP-Q09-1-3	SA	L70791-02	S	X
CP-SD-07-0-1.5	SA	L70791-03	S	X
CP-SD-07-1.5-3.0	SA	L70791-04	S	X
CP-P12-0-1	SA	L70791-05	S	X
CP-P12-1-3	SA	L70791-06	S	X
CP-SD-08-0-1.5	SA	L70791-07	S	X
CP-SD-08-1.5-3.0	SA	L70791-08	S	X
CP-SD-10-0-1.5	SA	L70791-09	S	X
CP-SD-10-1.5-3.0	SA	L70791-10	S	X
CP-SD-09-0-1.5	SA	L70791-11	S	X
CP-SD-09-1.5-3.0	SA	L70791-12	S	X
OD-SD-01-0-1.5	SA	L70791-13	S	X
OD-SD-01-1.5-3.0	SA	L70791-14	S	X
OD-SD-02-0-1.5	SA	L70791-15	S	X
OD-SD-02-1.5-3.0	SA	L70791-16	S	X
OD-SD-04-0-1.5	SA	L70791-17	S	X
OD-SD-04-1.5-3.0	SA	L70791-18	S	X
OD-SD-03-0-1.5	SA	L70791-19	S	X
OD-SD-03-1.5-3.0	SA	L70791-20	S	X^m

Matrix: S = Soil QC Type: SA = Sample m = Matrix spike and/or matrix spike duplicate.

--- = Not sampled for this parameter

Total Metals = Antimony, Arsenic, Lead, Selenium, Thallium, and Uranium (6020); Barium, Beryllium, Cadmium, Chromium, Cobalt, Copper, Manganese, Molybdenum, Nickel, and Zinc (6010); Mercury (7471A)

General Overall Assessment (Flags applied per ADEQ data qualifying process and QAPP guidance):

____ Data are usable without qualification.

_X_ Data are usable with qualification (noted below).

____ Some or all data are unusable for any purpose (detailed below).

Case Narrative Summary: Except as noted below, any of the issues noted in the laboratory case narrative potentially affecting data quality are addressed in the appropriate sections in the table below. Results reported between the MDL and RL were flagged with a B by the laboratory. No additional qualifiers were added during data review for those results reported between the MDL and RL.

Review Parameter	Criteria Met?	Comments
Sample-specific Parameters	Complete with "Yes", "No", or "Not Applicable (N/A)".	For each "No" response, list what was out, associated acceptance limits, all qualified data, and bias direction or reference associated table with pertinent details.
COC & Sample Receipt	Yes	Samples were received intact and the cooler temperatures were 3.4°C and 0.7°C upon arrival at the laboratory, which met the criterion of ≤6°C. Qualification of data was not necessary. The percent solid is performed on the soil samples as received and this percent solid is reported on the result form. For the metals analysis, the soil samples are dried prior to sample preparation. Another percent solid is performed on the air dried sample to use as a correction factor for the sample result after analysis. This correction factor is also applied to the MDL and RL, but because the percent solid is performed on the air dried sample this correction factor is small. Therefore, the MDL and RLs are the same from sample to sample. The sample and results are reported on a dry weight basis. Samples were not air dried for the mercury analysis. The mercury samples were prepared as received and dry weight corrected.
Holding Times	Yes	
Method Blanks Calibration Blanks	No	With the exceptions noted in Table 1, target analytes were not detected in the method blanks or continuing calibration blanks.
Matrix QC • MS/MSD CP-Q09-0-1 (Antimony, Arsenic, Lead, Mercury, Selenium, Thallium, Uranium) OD-SD-03-1.5-3.0 (Barium, Beryllium, Cadmium, Chromium, Cobalt, Copper, Manganese, Molybdenum, Nickel, Zinc) • LD CP-Q09-0-1 (Percent Solids)	No	With the exceptions noted in Table 2 below, the recoveries and RPDs for the matrix spike (MS) and matrix spike duplicate (MSD) analyses were within the laboratory-determined acceptance range. The MS/MSD recoveries for sample OD-SD-03-1.5-3.0 could not be evaluated for copper, manganese, and zinc because the results in the native sample were greater than four times the concentration of the spike added during digestion. Since the sample concentrations are so much greater than the spike added, the MS/MSD recoveries are not considered to be a representative measure of accuracy. Further action or qualification was not necessary. The agreement between parent sample results and the lab duplicate sample results was evaluated for percent solids. All of the results met the evaluation criteria.
Method QC • Serial Dilution N/A • Internal Standards	N/A	
	Yes	**Internal Standards** All internal standards were within the laboratory-determined acceptance limits. Data qualification was not required.
Field QC • Rinsate Blank N/A • Field Duplicate N/A • Field Blank N/A	N/A	
Laboratory Control Sample/ Laboratory Control Sample Duplicate (LCS/LCSD)	Yes	All LCS and LCSD percent recoveries and RPDs were within laboratory-determined acceptance limits. Data qualification was not required.

Review Parameter	Criteria Met?	Comments
Elevated RLs without associated non-detect results	Yes	
Package Completeness	Yes	
Other Parameters	N/A	

Table 1: Blank Contamination and Resultant Data Qualification

Analyte	Blank	Concentration	Qualification
Antimony	MB	0.25 mg/Kg	None. Blank contamination was less than the method reporting limit. Therefore, as the blank contamination was reported at a concentration <2.2x the analyte MDL, no qualification of data was required.

MB = Method Blank mg/Kg = Milligrams per Kilogram MDL = Method Detection Limit

Table 2: MS/MSD Recovery Outliers and Resultant Qualification

Sample	Analyte	%Rs (Limits)	Qualification
CP-Q09-0-1	Antimony	**40.2**/ **40.8** (75-125)	As the potential bias was considered to be low, the antimony result for sample CP-Q09-0-1 was flagged with a M2.
OD-SD-03-1.5-3.0	Barium	**163.1**/ **162.2** (75-125)	As the potential bias was considered to be high, the barium result for sample OD-SD-03-1.5-3.0 was flagged with a M1.

%R = Percent Recovery M2 = Matrix spike recovery was low; the associated blank spike recovery was acceptable.

M1 = Matrix spike recovery was high; the associated blank spike recovery was acceptable.

ACZ Laboratories, Inc.

2773 Downhill Drive Steamboat Springs, CO 80487 (800) 334-5493

Inorganic Analytical Results

FMI Gold & Copper - Sierrita
Project ID: OJ07R9
Sample ID: CP-Q09-0-1

ACZ Sample ID: ***L70791-01***
Date Sampled: *07/23/08 10:15*
Date Received: *07/29/08*
Sample Matrix: *Soil*

Metals Analysis

Parameter	EPA Method	Result	Qual	XQ	Units	MDL	PQL	Date	Analyst
Antimony, total (3050)	M6020 ICP-MS	~~0.3~~ 0.3	B	*	mg/Kg	0.2	1	08/15/08 22:41	msh
Arsenic, total (3050)	M6020 ICP-MS	2.3			mg/Kg	0.3	0.5	08/14/08 20:04	erf/msh
Barium, total (3050)	M6010B ICP	120		*	mg/Kg	0.3	2	08/14/08 23:30	aeh
Beryllium, total (3050)	M6010B ICP	0.6	B		mg/Kg	0.2	1	08/16/08 1:50	aeh
Cadmium, total (3050)	M6010B ICP		U		mg/Kg	0.5	2	08/14/08 23:30	aeh
Chromium, total (3050)	M6010B ICP	12		*	mg/Kg	1	5	08/14/08 23:30	aeh
Cobalt, total (3050)	M6010B ICP	8			mg/Kg	1	5	08/14/08 23:30	aeh
Copper, total (3050)	M6010B ICP	724		*	mg/Kg	1	5	08/14/08 23:30	aeh
Lead, total (3050)	M6020 ICP-MS	4.61			mg/Kg	0.05	0.3	08/14/08 20:04	erf/msh
Manganese, total (3050)	M6010B ICP	202		*	mg/Kg	0.5	3	08/16/08 1:50	aeh
Mercury, total	M7471A CVAA		U		mg/Kg	0.04	0.2	08/11/08 14:27	jws
Molybdenum, total (3050)	M6010B ICP	123			mg/Kg	1	5	08/14/08 23:30	aeh
Nickel, total (3050)	M6010B ICP	29			mg/Kg	1	5	08/14/08 23:30	aeh
Selenium, total (3050)	M6020 ICP-MS	0.35			mg/Kg	0.05	0.3	08/14/08 20:04	erf/msh
Thallium, total (3050)	M6020 ICP-MS	0.26	B		mg/Kg	0.05	0.3	08/15/08 22:41	msh
Uranium, total (3050)	M6020 ICP-MS	2.21		*	mg/Kg	0.05	0.3	08/14/08 20:04	erf/msh
Zinc, total (3050)	M6010B ICP	44		*	mg/Kg	1	5	08/14/08 23:30	aeh

ER 9/16/08 + M2

Soil Analysis

Parameter	EPA Method	Result	Qual	XQ	Units	MDL	PQL	Date	Analyst
Solids, Percent	CLPSOW390, PART F, D-98	95.9		*	%	0.1	0.5	07/30/08 8:09	bjl

Soil Preparation

Parameter	EPA Method	Result	Qual	XQ	Units	MDL	PQL	Date	Analyst
Air Dry at 34 Degrees C	USDA No. 1, 1972			*				07/29/08 21:39	bjl
Digestion - Hot Plate	M3050B ICP-MS							08/08/08 12:34	mjc/lwt
Sieve-2000 um (2.0mm)	ASA No.9, 15-4.2.2			*				08/05/08 11:30	lwt/brd

Arizona license number: AZ0102

ER 9/16/08

** Please refer to Qualifier Reports for details.*

ACZ Laboratories, Inc.
2773 Downhill Drive Steamboat Springs, CO 80487 (800) 334-5493

Inorganic Analytical Results

FMI Gold & Copper - Sierrita
Project ID: OJ07R9
Sample ID: CP-Q09-1-3

ACZ Sample ID: ***L70791-02***
Date Sampled: *07/23/08 10:15*
Date Received: *07/29/08*
Sample Matrix: *Soil*

Metals Analysis

Parameter	EPA Method	Result	Qual	XQ	Units	MDL	PQL	Date	Analyst
Antimony, total (3050)	M6020 ICP-MS		U	*	mg/Kg	0.2	1	08/15/08 23:01	msh
Arsenic, total (3050)	M6020 ICP-MS	1.5			mg/Kg	0.3	0.5	08/14/08 20:23	erf/msh
Barium, total (3050)	M6010B ICP	247		*	mg/Kg	0.3	2	08/14/08 23:34	aeh
Beryllium, total (3050)	M6010B ICP	0.3	B		mg/Kg	0.2	1	08/16/08 1:54	aeh
Cadmium, total (3050)	M6010B ICP		U		mg/Kg	0.5	2	08/14/08 23:34	aeh
Chromium, total (3050)	M6010B ICP	7		*	mg/Kg	1	5	08/14/08 23:34	aeh
Cobalt, total (3050)	M6010B ICP	5			mg/Kg	1	5	08/14/08 23:34	aeh
Copper, total (3050)	M6010B ICP	499		*	mg/Kg	1	5	08/14/08 23:34	aeh
Lead, total (3050)	M6020 ICP-MS	3.19			mg/Kg	0.05	0.3	08/14/08 20:23	erf/msh
Manganese, total (3050)	M6010B ICP	170		*	mg/Kg	0.5	3	08/16/08 1:54	aeh
Mercury, total	M7471A CVAA		U		mg/Kg	0.04	0.2	08/11/08 14:34	jws
Molybdenum, total (3050)	M6010B ICP	8			mg/Kg	1	5	08/14/08 23:34	aeh
Nickel, total (3050)	M6010B ICP	22			mg/Kg	1	5	08/14/08 23:34	aeh
Selenium, total (3050)	M6020 ICP-MS	0.14	B		mg/Kg	0.05	0.3	08/14/08 20:23	erf/msh
Thallium, total (3050)	M6020 ICP-MS	0.49			mg/Kg	0.05	0.3	08/15/08 23:01	msh
Uranium, total (3050)	M6020 ICP-MS	2.67		*	mg/Kg	0.05	0.3	08/14/08 20:23	erf/msh
Zinc, total (3050)	M6010B ICP	30		*	mg/Kg	1	5	08/14/08 23:34	aeh

Soil Analysis

Parameter	EPA Method	Result	Qual	XQ	Units	MDL	PQL	Date	Analyst
Solids, Percent	CLPSOW390, PART F, D-98	97.4		*	%	0.1	0.5	07/30/08 10:27	bjl

Soil Preparation

Parameter	EPA Method	Result	Qual	XQ	Units	MDL	PQL	Date	Analyst
Air Dry at 34 Degrees C	USDA No. 1, 1972			*				07/29/08 22:10	bjl
Digestion - Hot Plate	M3050B ICP-MS							08/08/08 13:09	mjc/lwt
Sieve-2000 um (2.0mm)	ASA No.9, 15-4.2.2			*				08/05/08 11:33	lwt/brd

Arizona license number: AZ0102

EC 9/16/08

** Please refer to Qualifier Reports for details.*

ACZ Laboratories, Inc.

2773 Downhill Drive Steamboat Springs, CO 80487 (800) 334-5493

Inorganic Analytical Results

FMI Gold & Copper - Sierrita
Project ID: OJ07R9
Sample ID: CP-SD-07-0-1.5

ACZ Sample ID: ***L70791-03***
Date Sampled: *07/23/08 10:47*
Date Received: *07/29/08*
Sample Matrix: *Soil*

Metals Analysis

Parameter	EPA Method	Result	Qual	XQ	Units	MDL	PQL	Date	Analyst
Antimony, total (3050)	M6020 ICP-MS	0.2	B	*	mg/Kg	0.2	1	08/15/08 23:07	msh
Arsenic, total (3050)	M6020 ICP-MS	2.9			mg/Kg	0.3	0.5	08/14/08 20:30	erf/msh
Barium, total (3050)	M6010B ICP	136		*	mg/Kg	0.3	2	08/14/08 23:37	aeh
Beryllium, total (3050)	M6010B ICP	0.9	B		mg/Kg	0.2	1	08/16/08 1:57	aeh
Cadmium, total (3050)	M6010B ICP		U		mg/Kg	0.5	2	08/14/08 23:37	aeh
Chromium, total (3050)	M6010B ICP	14		*	mg/Kg	1	5	08/14/08 23:37	aeh
Cobalt, total (3050)	M6010B ICP	9			mg/Kg	1	5	08/14/08 23:37	aeh
Copper, total (3050)	M6010B ICP	439		*	mg/Kg	1	5	08/14/08 23:37	aeh
Lead, total (3050)	M6020 ICP-MS	7.05			mg/Kg	0.05	0.3	08/14/08 20:30	erf/msh
Manganese, total (3050)	M6010B ICP	298		*	mg/Kg	0.5	3	08/16/08 1:57	aeh
Mercury, total	M7471A CVAA		U		mg/Kg	0.04	0.2	08/11/08 14:36	jws
Molybdenum, total (3050)	M6010B ICP	42			mg/Kg	1	5	08/14/08 23:37	aeh
Nickel, total (3050)	M6010B ICP	33			mg/Kg	1	5	08/14/08 23:37	aeh
Selenium, total (3050)	M6020 ICP-MS	0.34			mg/Kg	0.05	0.3	08/14/08 20:30	erf/msh
Thallium, total (3050)	M6020 ICP-MS	0.27	B		mg/Kg	0.05	0.3	08/15/08 23:07	msh
Uranium, total (3050)	M6020 ICP-MS	3.45		*	mg/Kg	0.05	0.3	08/14/08 20:30	erf/msh
Zinc, total (3050)	M6010B ICP	45		*	mg/Kg	1	5	08/14/08 23:37	aeh

Soil Analysis

Parameter	EPA Method	Result	Qual	XQ	Units	MDL	PQL	Date	Analyst
Solids, Percent	CLPSOW390, PART F, D-98	94.6		*	%	0.1	0.5	07/30/08 11:37	bjl

Soil Preparation

Parameter	EPA Method	Result	Qual	XQ	Units	MDL	PQL	Date	Analyst
Air Dry at 34 Degrees C	USDA No. 1, 1972			*				07/29/08 22:41	bjl
Digestion - Hot Plate	M3050B ICP-MS							08/08/08 13:20	mjc/lwt
Sieve-2000 um (2.0mm)	ASA No.9, 15-4.2.2			*				08/05/08 11:37	lwt/brd

Arizona license number: AZ0102

EE 9/16/08

** Please refer to Qualifier Reports for details.*

ACZ Laboratories, Inc.
2773 Downhill Drive Steamboat Springs, CO 80487 (800) 334-5493

Inorganic Analytical Results

FMI Gold & Copper - Sierrita
Project ID: OJ07R9
Sample ID: CP-SD-07-1.5-3.0

ACZ Sample ID: ***L70791-04***
Date Sampled: *07/23/08 10:47*
Date Received: *07/29/08*
Sample Matrix: *Soil*

Metals Analysis

Parameter	EPA Method	Result	Qual	XQ	Units	MDL	PQL	Date	Analyst
Antimony, total (3050)	M6020 ICP-MS	0.2	B	*	mg/Kg	0.2	1	08/15/08 23:26	msh
Arsenic, total (3050)	M6020 ICP-MS	0.8			mg/Kg	0.3	0.5	08/14/08 20:49	erf/msh
Barium, total (3050)	M6010B ICP	166		*	mg/Kg	0.3	2	08/14/08 23:40	aeh
Beryllium, total (3050)	M6010B ICP	0.5	B		mg/Kg	0.2	1	08/16/08 2:01	aeh
Cadmium, total (3050)	M6010B ICP		U		mg/Kg	0.5	2	08/14/08 23:40	aeh
Chromium, total (3050)	M6010B ICP	9		*	mg/Kg	1	5	08/14/08 23:40	aeh
Cobalt, total (3050)	M6010B ICP	11			mg/Kg	1	5	08/14/08 23:40	aeh
Copper, total (3050)	M6010B ICP	180		*	mg/Kg	1	5	08/14/08 23:40	aeh
Lead, total (3050)	M6020 ICP-MS	2.49			mg/Kg	0.05	0.3	08/14/08 20:49	erf/msh
Manganese, total (3050)	M6010B ICP	344		*	mg/Kg	0.5	3	08/16/08 2:01	aeh
Mercury, total	M7471A CVAA		U		mg/Kg	0.04	0.2	08/11/08 14:38	jws
Molybdenum, total (3050)	M6010B ICP	2	B		mg/Kg	1	5	08/14/08 23:40	aeh
Nickel, total (3050)	M6010B ICP	31			mg/Kg	1	5	08/14/08 23:40	aeh
Selenium, total (3050)	M6020 ICP-MS		U	*	mg/Kg	0.05	0.3	08/14/08 20:49	erf/msh
Thallium, total (3050)	M6020 ICP-MS	0.30	B		mg/Kg	0.05	0.3	08/15/08 23:26	msh
Uranium, total (3050)	M6020 ICP-MS	2.19		*	mg/Kg	0.05	0.3	08/15/08 23:26	msh
Zinc, total (3050)	M6010B ICP	47		*	mg/Kg	1	5	08/14/08 23:40	aeh

Soil Analysis

Parameter	EPA Method	Result	Qual	XQ	Units	MDL	PQL	Date	Analyst
Solids, Percent	CLPSOW390, PART F, D-98	97.8		*	%	0.1	0.5	07/30/08 12:46	bjl

Soil Preparation

Parameter	EPA Method	Result	Qual	XQ	Units	MDL	PQL	Date	Analyst
Air Dry at 34 Degrees C	USDA No. 1, 1972			*				07/29/08 23:12	bjl
Digestion - Hot Plate	M3050B ICP-MS							08/08/08 13:32	mjc/lwt
Sieve-2000 um (2.0mm)	ASA No.9, 15-4.2.2			*				08/05/08 11:40	lwt/brd

Arizona license number: AZ0102

EC 9/16/08

** Please refer to Qualifier Reports for details.*

ACZ Laboratories, Inc.

2773 Downhill Drive Steamboat Springs, CO 80487 (800) 334-5493

Inorganic Analytical Results

FMI Gold & Copper - Sierrita
Project ID: OJ07R9
Sample ID: CP-P12-0-1

ACZ Sample ID: ***L70791-05***
Date Sampled: *07/23/08 11:03*
Date Received: *07/29/08*
Sample Matrix: *Soil*

Metals Analysis

Parameter	EPA Method	Result	Qual	XQ	Units	MDL	PQL	Date	Analyst
Antimony, total (3050)	M6020 ICP-MS	0.9	B	*	mg/Kg	0.2	1	08/15/08 23:33	msh
Arsenic, total (3050)	M6020 ICP-MS	5.5			mg/Kg	0.3	0.5	08/14/08 20:56	erf/msh
Barium, total (3050)	M6010B ICP	81.4		*	mg/Kg	0.3	2	08/14/08 23:44	aeh
Beryllium, total (3050)	M6010B ICP	0.7	B		mg/Kg	0.2	1	08/16/08 2:12	aeh
Cadmium, total (3050)	M6010B ICP		U		mg/Kg	0.5	2	08/14/08 23:44	aeh
Chromium, total (3050)	M6010B ICP	13		*	mg/Kg	1	5	08/14/08 23:44	aeh
Cobalt, total (3050)	M6010B ICP	6			mg/Kg	1	5	08/14/08 23:44	aeh
Copper, total (3050)	M6010B ICP	1680		*	mg/Kg	1	5	08/14/08 23:44	aeh
Lead, total (3050)	M6020 ICP-MS	39.00			mg/Kg	0.05	0.3	08/14/08 20:56	erf/msh
Manganese, total (3050)	M6010B ICP	167		*	mg/Kg	0.5	3	08/16/08 2:12	aeh
Mercury, total	M7471A CVAA		U		mg/Kg	0.04	0.2	08/11/08 14:40	jws
Molybdenum, total (3050)	M6010B ICP	239			mg/Kg	1	5	08/14/08 23:44	aeh
Nickel, total (3050)	M6010B ICP	31			mg/Kg	1	5	08/14/08 23:44	aeh
Selenium, total (3050)	M6020 ICP-MS	1.48		*	mg/Kg	0.05	0.3	08/28/08 18:30	rac
Thallium, total (3050)	M6020 ICP-MS	0.26	B		mg/Kg	0.05	0.3	08/15/08 23:33	msh
Uranium, total (3050)	M6020 ICP-MS	3.15		*	mg/Kg	0.05	0.3	08/15/08 23:33	msh
Zinc, total (3050)	M6010B ICP	96		*	mg/Kg	1	5	08/14/08 23:44	aeh

Soil Analysis

Parameter	EPA Method	Result	Qual	XQ	Units	MDL	PQL	Date	Analyst
Solids, Percent	CLPSOW390, PART F, D-98	93.4		*	%	0.1	0.5	07/30/08 13:55	bjl

Soil Preparation

Parameter	EPA Method	Result	Qual	XQ	Units	MDL	PQL	Date	Analyst
Air Dry at 34 Degrees C	USDA No. 1, 1972			*				07/29/08 23:43	bjl
Digestion - Hot Plate	M3050B ICP-MS							08/08/08 13:43	mjc/lwt
Sieve-2000 um (2.0mm)	ASA No.9, 15-4.2.2			*				08/05/08 11:44	lwt/brd

Arizona license number: AZ0102

EE 9/16/08

** Please refer to Qualifier Reports for details.*

ACZ Laboratories, Inc.

2773 Downhill Drive Steamboat Springs, CO 80487 (800) 334-5493

Inorganic Analytical Results

FMI Gold & Copper - Sierrita
Project ID: OJ07R9
Sample ID: CP-P12-1-3

ACZ Sample ID: ***L70791-06***
Date Sampled: *07/23/08 11:03*
Date Received: *07/29/08*
Sample Matrix: *Soil*

Metals Analysis

Parameter	EPA Method	Result	Qual	XQ	Units	MDL	PQL	Date	Analyst
Antimony, total (3050)	M6020 ICP-MS	0.3	B	*	mg/Kg	0.2	1	08/15/08 23:39	msh
Arsenic, total (3050)	M6020 ICP-MS	3.4			mg/Kg	0.3	0.5	08/14/08 21:02	erf/msh
Barium, total (3050)	M6010B ICP	49.9		*	mg/Kg	0.3	2	08/14/08 23:47	aeh
Beryllium, total (3050)	M6010B ICP	0.8	B		mg/Kg	0.2	1	08/16/08 2:16	aeh
Cadmium, total (3050)	M6010B ICP		U		mg/Kg	0.5	2	08/14/08 23:47	aeh
Chromium, total (3050)	M6010B ICP	10		*	mg/Kg	1	5	08/14/08 23:47	aeh
Cobalt, total (3050)	M6010B ICP	3	B		mg/Kg	1	5	08/14/08 23:47	aeh
Copper, total (3050)	M6010B ICP	337		*	mg/Kg	1	5	08/14/08 23:47	aeh
Lead, total (3050)	M6020 ICP-MS	7.98			mg/Kg	0.05	0.3	08/14/08 21:02	erf/msh
Manganese, total (3050)	M6010B ICP	85.0		*	mg/Kg	0.5	3	08/16/08 2:16	aeh
Mercury, total	M7471A CVAA		U		mg/Kg	0.04	0.2	08/11/08 14:47	jws
Molybdenum, total (3050)	M6010B ICP	9			mg/Kg	1	5	08/14/08 23:47	aeh
Nickel, total (3050)	M6010B ICP	31			mg/Kg	1	5	08/14/08 23:47	aeh
Selenium, total (3050)	M6020 ICP-MS	0.19	B	*	mg/Kg	0.05	0.3	08/28/08 18:32	rac
Thallium, total (3050)	M6020 ICP-MS	0.18	B		mg/Kg	0.05	0.3	08/15/08 23:39	msh
Uranium, total (3050)	M6020 ICP-MS	1.30		*	mg/Kg	0.05	0.3	08/15/08 23:39	msh
Zinc, total (3050)	M6010B ICP	27		*	mg/Kg	1	5	08/14/08 23:47	aeh

Soil Analysis

Parameter	EPA Method	Result	Qual	XQ	Units	MDL	PQL	Date	Analyst
Solids, Percent	CLPSOW390, PART F, D-98	94.2		*	%	0.1	0.5	07/30/08 15:04	bjl

Soil Preparation

Parameter	EPA Method	Result	Qual	XQ	Units	MDL	PQL	Date	Analyst
Air Dry at 34 Degrees C	USDA No. 1, 1972			*				07/30/08 0:14	bjl
Digestion - Hot Plate	M3050B ICP-MS							08/08/08 13:55	mjc/lwt
Sieve-2000 um (2.0mm)	ASA No.9, 15-4.2.2			*				08/05/08 11:47	lwt/brd

Arizona license number: AZ0102

EQ 9/16/08

** Please refer to Qualifier Reports for details.*

ACZ Laboratories, Inc.
2773 Downhill Drive Steamboat Springs, CO 80487 (800) 334-5493

Inorganic Analytical Results

FMI Gold & Copper - Sierrita
Project ID: OJ07R9
Sample ID: CP-SD-08-0-1.5

ACZ Sample ID: ***L70791-07***
Date Sampled: *07/28/08 09:10*
Date Received: *07/29/08*
Sample Matrix: *Soil*

Metals Analysis

Parameter	EPA Method	Result	Qual	XQ	Units	MDL	PQL	Date	Analyst
Antimony, total (3050)	M6020 ICP-MS	0.2	B	*	mg/Kg	0.2	1	08/15/08 23:46	msh
Arsenic, total (3050)	M6020 ICP-MS	2.0			mg/Kg	0.3	0.5	08/14/08 21:09	erf/msh
Barium, total (3050)	M6010B ICP	135		*	mg/Kg	0.3	2	08/14/08 23:51	aeh
Beryllium, total (3050)	M6010B ICP	0.5	B		mg/Kg	0.2	1	08/16/08 2:19	aeh
Cadmium, total (3050)	M6010B ICP		U		mg/Kg	0.5	2	08/14/08 23:51	aeh
Chromium, total (3050)	M6010B ICP	12		*	mg/Kg	1	5	08/14/08 23:51	aeh
Cobalt, total (3050)	M6010B ICP	10			mg/Kg	1	5	08/14/08 23:51	aeh
Copper, total (3050)	M6010B ICP	599		*	mg/Kg	1	5	08/14/08 23:51	aeh
Lead, total (3050)	M6020 ICP-MS	6.87			mg/Kg	0.05	0.3	08/14/08 21:09	erf/msh
Manganese, total (3050)	M6010B ICP	283		*	mg/Kg	0.5	3	08/16/08 2:19	aeh
Mercury, total	M7471A CVAA		U		mg/Kg	0.04	0.2	08/11/08 14:49	jws
Molybdenum, total (3050)	M6010B ICP	86			mg/Kg	1	5	08/14/08 23:51	aeh
Nickel, total (3050)	M6010B ICP	31			mg/Kg	1	5	08/14/08 23:51	aeh
Selenium, total (3050)	M6020 ICP-MS	0.27	B	*	mg/Kg	0.05	0.3	08/28/08 18:33	rac
Thallium, total (3050)	M6020 ICP-MS	0.25	B		mg/Kg	0.05	0.3	08/15/08 23:46	msh
Uranium, total (3050)	M6020 ICP-MS	5.96		*	mg/Kg	0.05	0.3	08/15/08 23:46	msh
Zinc, total (3050)	M6010B ICP	50		*	mg/Kg	1	5	08/14/08 23:51	aeh

Soil Analysis

Parameter	EPA Method	Result	Qual	XQ	Units	MDL	PQL	Date	Analyst
Solids, Percent	CLPSOW390, PART F, D-98	96.0		*	%	0.1	0.5	07/30/08 16:14	bjl

Soil Preparation

Parameter	EPA Method	Result	Qual	XQ	Units	MDL	PQL	Date	Analyst
Air Dry at 34 Degrees C	USDA No. 1, 1972			*				07/30/08 0:46	bjl
Digestion - Hot Plate	M3050B ICP-MS							08/08/08 14:06	mjc/lwt
Sieve-2000 um (2.0mm)	ASA No.9, 15-4.2.2			*				08/05/08 11:51	lwt/brd

Arizona license number: AZ0102

EE 9/16/08

** Please refer to Qualifier Reports for details.*

ACZ Laboratories, Inc.
2773 Downhill Drive Steamboat Springs, CO 80487 (800) 334-5493

Inorganic Analytical Results

FMI Gold & Copper - Sierrita
Project ID: OJ07R9
Sample ID: CP-SD-08-1.5-3.0

ACZ Sample ID: ***L70791-08***
Date Sampled: *07/28/08 09:10*
Date Received: *07/29/08*
Sample Matrix: *Soil*

Metals Analysis

Parameter	EPA Method	Result	Qual	XQ	Units	MDL	PQL	Date	Analyst
Antimony, total (3050)	M6020 ICP-MS		U	*	mg/Kg	0.2	1	08/15/08 23:52	msh
Arsenic, total (3050)	M6020 ICP-MS	1.2			mg/Kg	0.3	0.5	08/14/08 21:15	erf/msh
Barium, total (3050)	M6010B ICP	164		*	mg/Kg	0.3	2	08/15/08 0:01	aeh
Beryllium, total (3050)	M6010B ICP	0.5	B		mg/Kg	0.2	1	08/16/08 2:23	aeh
Cadmium, total (3050)	M6010B ICP		U		mg/Kg	0.5	2	08/15/08 0:01	aeh
Chromium, total (3050)	M6010B ICP	11		*	mg/Kg	1	5	08/15/08 0:01	aeh
Cobalt, total (3050)	M6010B ICP	11			mg/Kg	1	5	08/15/08 0:01	aeh
Copper, total (3050)	M6010B ICP	142		*	mg/Kg	1	5	08/15/08 0:01	aeh
Lead, total (3050)	M6020 ICP-MS	3.69			mg/Kg	0.05	0.3	08/14/08 21:15	erf/msh
Manganese, total (3050)	M6010B ICP	300		*	mg/Kg	0.5	3	08/16/08 2:23	aeh
Mercury, total	M7471A CVAA		U		mg/Kg	0.04	0.2	08/11/08 14:51	jws
Molybdenum, total (3050)	M6010B ICP	9			mg/Kg	1	5	08/15/08 0:01	aeh
Nickel, total (3050)	M6010B ICP	27			mg/Kg	1	5	08/15/08 0:01	aeh
Selenium, total (3050)	M6020 ICP-MS	0.09	B	*	mg/Kg	0.05	0.3	08/28/08 18:38	rac
Thallium, total (3050)	M6020 ICP-MS	0.33			mg/Kg	0.05	0.3	08/15/08 23:52	msh
Uranium, total (3050)	M6020 ICP-MS	3.99		*	mg/Kg	0.05	0.3	08/15/08 23:52	msh
Zinc, total (3050)	M6010B ICP	52		*	mg/Kg	1	5	08/15/08 0:01	aeh

Soil Analysis

Parameter	EPA Method	Result	Qual	XQ	Units	MDL	PQL	Date	Analyst
Solids, Percent	CLPSOW390, PART F, D-98	96.4		*	%	0.1	0.5	07/30/08 17:23	bjl

Soil Preparation

Parameter	EPA Method	Result	Qual	XQ	Units	MDL	PQL	Date	Analyst
Air Dry at 34 Degrees C	USDA No. 1, 1972			*				07/30/08 1:17	bjl
Digestion - Hot Plate	M3050B ICP-MS							08/08/08 14:18	mjc/lwt
Sieve-2000 um (2.0mm)	ASA No.9, 15-4.2.2			*				08/05/08 11:54	lwt/brd

Arizona license number: AZ0102

EQ 9/16/08

** Please refer to Qualifier Reports for details.*

ACZ Laboratories, Inc.
2773 Downhill Drive Steamboat Springs, CO 80487 (800) 334-5493

Inorganic Analytical Results

FMI Gold & Copper - Sierrita
Project ID: OJ07R9
Sample ID: CP-SD-10-0-1.5

ACZ Sample ID: ***L70791-09***
Date Sampled: *07/28/08 10:00*
Date Received: *07/29/08*
Sample Matrix: *Soil*

Metals Analysis

Parameter	EPA Method	Result	Qual	XQ	Units	MDL	PQL	Date	Analyst
Antimony, total (3050)	M6020 ICP-MS	0.2	B	*	mg/Kg	0.2	1	08/15/08 23:59	msh
Arsenic, total (3050)	M6020 ICP-MS	3.6			mg/Kg	0.3	0.5	08/14/08 21:22	erf/msh
Barium, total (3050)	M6010B ICP	161		*	mg/Kg	0.3	2	08/15/08 0:05	aeh
Beryllium, total (3050)	M6010B ICP	0.5	B		mg/Kg	0.2	1	08/16/08 2:27	aeh
Cadmium, total (3050)	M6010B ICP		U		mg/Kg	0.5	2	08/15/08 0:05	aeh
Chromium, total (3050)	M6010B ICP	11		*	mg/Kg	1	5	08/15/08 0:05	aeh
Cobalt, total (3050)	M6010B ICP	9			mg/Kg	1	5	08/15/08 0:05	aeh
Copper, total (3050)	M6010B ICP	570		*	mg/Kg	1	5	08/15/08 0:05	aeh
Lead, total (3050)	M6020 ICP-MS	6.23			mg/Kg	0.05	0.3	08/14/08 21:22	erf/msh
Manganese, total (3050)	M6010B ICP	278		*	mg/Kg	0.5	3	08/16/08 2:27	aeh
Mercury, total	M7471A CVAA		U		mg/Kg	0.04	0.2	08/11/08 14:53	jws
Molybdenum, total (3050)	M6010B ICP	84			mg/Kg	1	5	08/15/08 0:05	aeh
Nickel, total (3050)	M6010B ICP	29			mg/Kg	1	5	08/15/08 0:05	aeh
Selenium, total (3050)	M6020 ICP-MS	0.34		*	mg/Kg	0.05	0.3	08/28/08 18:39	rac
Thallium, total (3050)	M6020 ICP-MS	0.25	B		mg/Kg	0.05	0.3	08/15/08 23:59	msh
Uranium, total (3050)	M6020 ICP-MS	4.13		*	mg/Kg	0.05	0.3	08/15/08 23:59	msh
Zinc, total (3050)	M6010B ICP	47		*	mg/Kg	1	5	08/15/08 0:05	aeh

Soil Analysis

Parameter	EPA Method	Result	Qual	XQ	Units	MDL	PQL	Date	Analyst
Solids, Percent	CLPSOW390, PART F, D-98	97.5		*	%	0.1	0.5	07/30/08 18:32	bjl

Soil Preparation

Parameter	EPA Method	Result	Qual	XQ	Units	MDL	PQL	Date	Analyst
Air Dry at 34 Degrees C	USDA No. 1, 1972			*				07/30/08 1:48	bjl
Digestion - Hot Plate	M3050B ICP-MS							08/08/08 14:29	mjc/lwt
Sieve-2000 um (2.0mm)	ASA No.9, 15-4.2.2			*				08/05/08 11:58	lwt/brd

Arizona license number: AZ0102

ER 9/16/08

** Please refer to Qualifier Reports for details.*

ACZ Laboratories, Inc.
2773 Downhill Drive Steamboat Springs, CO 80487 (800) 334-5493

Inorganic Analytical Results

FMI Gold & Copper - Sierrita
Project ID: OJ07R9
Sample ID: CP-SD-10-1.5-3.0

ACZ Sample ID: ***L70791-10***
Date Sampled: *07/28/08 10:00*
Date Received: *07/29/08*
Sample Matrix: *Soil*

Metals Analysis

Parameter	EPA Method	Result	Qual	XQ	Units	MDL	PQL	Date	Analyst
Antimony, total (3050)	M6020 ICP-MS		U	*	mg/Kg	0.2	1	08/16/08 0:05	msh
Arsenic, total (3050)	M6020 ICP-MS	1.2			mg/Kg	0.3	0.5	08/14/08 21:28	erf/msh
Barium, total (3050)	M6010B ICP	193		*	mg/Kg	0.3	2	08/15/08 0:08	aeh
Beryllium, total (3050)	M6010B ICP	0.4	B		mg/Kg	0.2	1	08/16/08 2:30	aeh
Cadmium, total (3050)	M6010B ICP		U		mg/Kg	0.5	2	08/15/08 0:08	aeh
Chromium, total (3050)	M6010B ICP	13		*	mg/Kg	1	5	08/15/08 0:08	aeh
Cobalt, total (3050)	M6010B ICP	12			mg/Kg	1	5	08/15/08 0:08	aeh
Copper, total (3050)	M6010B ICP	269		*	mg/Kg	1	5	08/15/08 0:08	aeh
Lead, total (3050)	M6020 ICP-MS	1.81			mg/Kg	0.05	0.3	08/14/08 21:28	erf/msh
Manganese, total (3050)	M6010B ICP	332		*	mg/Kg	0.5	3	08/16/08 2:30	aeh
Mercury, total	M7471A CVAA		U		mg/Kg	0.04	0.2	08/11/08 14:55	jws
Molybdenum, total (3050)	M6010B ICP	3	B		mg/Kg	1	5	08/15/08 0:08	aeh
Nickel, total (3050)	M6010B ICP	31			mg/Kg	1	5	08/15/08 0:08	aeh
Selenium, total (3050)	M6020 ICP-MS		U	*	mg/Kg	0.05	0.3	08/14/08 21:28	erf/msh
Thallium, total (3050)	M6020 ICP-MS	0.32			mg/Kg	0.05	0.3	08/16/08 0:05	msh
Uranium, total (3050)	M6020 ICP-MS	4.41		*	mg/Kg	0.05	0.3	08/16/08 0:05	msh
Zinc, total (3050)	M6010B ICP	53		*	mg/Kg	1	5	08/15/08 0:08	aeh

Soil Analysis

Parameter	EPA Method	Result	Qual	XQ	Units	MDL	PQL	Date	Analyst
Solids, Percent	CLPSOW390, PART F, D-98	97.6		*	%	0.1	0.5	07/30/08 19:42	bjl

Soil Preparation

Parameter	EPA Method	Result	Qual	XQ	Units	MDL	PQL	Date	Analyst
Air Dry at 34 Degrees C	USDA No. 1, 1972			*				07/30/08 2:19	bjl
Digestion - Hot Plate	M3050B ICP-MS							08/08/08 14:41	mjc/lwt
Sieve-2000 um (2.0mm)	ASA No.9, 15-4.2.2			*				08/05/08 12:01	lwt/brd

Arizona license number: AZ0102

EQ 9/16/08

** Please refer to Qualifier Reports for details.*

ACZ Laboratories, Inc.

2773 Downhill Drive Steamboat Springs, CO 80487 (800) 334-5493

Inorganic Analytical Results

FMI Gold & Copper - Sierrita
Project ID: OJ07R9
Sample ID: CP-SD-09-0-1.5

ACZ Sample ID: ***L70791-11***
Date Sampled: *07/28/08 10:39*
Date Received: *07/29/08*
Sample Matrix: *Soil*

Metals Analysis

Parameter	EPA Method	Result	Qual	XQ	Units	MDL	PQL	Date	Analyst
Antimony, total (3050)	M6020 ICP-MS	0.3	B	*	mg/Kg	0.2	1	08/16/08 0:11	msh
Arsenic, total (3050)	M6020 ICP-MS	1.9			mg/Kg	0.3	0.5	08/14/08 21:35	erf/msh
Barium, total (3050)	M6010B ICP	139		*	mg/Kg	0.3	2	08/15/08 0:11	aeh
Beryllium, total (3050)	M6010B ICP	0.4	B		mg/Kg	0.2	1	08/16/08 2:34	aeh
Cadmium, total (3050)	M6010B ICP		U		mg/Kg	0.5	2	08/15/08 0:11	aeh
Chromium, total (3050)	M6010B ICP	11		*	mg/Kg	1	5	08/15/08 0:11	aeh
Cobalt, total (3050)	M6010B ICP	10			mg/Kg	1	5	08/15/08 0:11	aeh
Copper, total (3050)	M6010B ICP	1100		*	mg/Kg	1	5	08/15/08 0:11	aeh
Lead, total (3050)	M6020 ICP-MS	11.30			mg/Kg	0.05	0.3	08/14/08 21:35	erf/msh
Manganese, total (3050)	M6010B ICP	312		*	mg/Kg	0.5	3	08/16/08 2:34	aeh
Mercury, total	M7471A CVAA		U		mg/Kg	0.04	0.2	08/11/08 14:58	jws
Molybdenum, total (3050)	M6010B ICP	157			mg/Kg	1	5	08/15/08 0:11	aeh
Nickel, total (3050)	M6010B ICP	29			mg/Kg	1	5	08/15/08 0:11	aeh
Selenium, total (3050)	M6020 ICP-MS	0.30		*	mg/Kg	0.05	0.3	08/28/08 18:41	rac
Thallium, total (3050)	M6020 ICP-MS	0.21	B		mg/Kg	0.05	0.3	08/16/08 0:11	msh
Uranium, total (3050)	M6020 ICP-MS	2.44		*	mg/Kg	0.05	0.3	08/16/08 0:11	msh
Zinc, total (3050)	M6010B ICP	75		*	mg/Kg	1	5	08/15/08 0:11	aeh

Soil Analysis

Parameter	EPA Method	Result	Qual	XQ	Units	MDL	PQL	Date	Analyst
Solids, Percent	CLPSOW390, PART F, D-98	94.2		*	%	0.1	0.5	07/30/08 20:51	bjl

Soil Preparation

Parameter	EPA Method	Result	Qual	XQ	Units	MDL	PQL	Date	Analyst
Air Dry at 34 Degrees C	USDA No. 1, 1972			*				07/30/08 2:50	bjl
Digestion - Hot Plate	M3050B ICP-MS							08/08/08 14:53	mjc/lwt
Sieve-2000 um (2.0mm)	ASA No.9, 15-4.2.2			*				08/05/08 12:05	lwt/brd

Arizona license number: AZ0102

EC 9/16/08

** Please refer to Qualifier Reports for details.*

ACZ Laboratories, Inc.
2773 Downhill Drive Steamboat Springs, CO 80487 (800) 334-5493

Inorganic Analytical Results

FMI Gold & Copper - Sierrita
Project ID: OJ07R9
Sample ID: CP-SD-09-1.5-3.0

ACZ Sample ID: ***L70791-12***
Date Sampled: *07/28/08 10:39*
Date Received: *07/29/08*
Sample Matrix: *Soil*

Metals Analysis

Parameter	EPA Method	Result	Qual	XQ	Units	MDL	PQL	Date	Analyst
Antimony, total (3050)	M6020 ICP-MS		U	*	mg/Kg	0.2	1	08/16/08 0:24	msh
Arsenic, total (3050)	M6020 ICP-MS	0.7			mg/Kg	0.3	0.5	08/14/08 21:48	erf/msh
Barium, total (3050)	M6010B ICP	131		*	mg/Kg	0.3	2	08/15/08 0:15	aeh
Beryllium, total (3050)	M6010B ICP	0.2	B		mg/Kg	0.2	1	08/16/08 2:37	aeh
Cadmium, total (3050)	M6010B ICP		U		mg/Kg	0.5	2	08/15/08 0:15	aeh
Chromium, total (3050)	M6010B ICP	11		*	mg/Kg	1	5	08/15/08 0:15	aeh
Cobalt, total (3050)	M6010B ICP	9			mg/Kg	1	5	08/15/08 0:15	aeh
Copper, total (3050)	M6010B ICP	380		*	mg/Kg	1	5	08/15/08 0:15	aeh
Lead, total (3050)	M6020 ICP-MS	26.60			mg/Kg	0.05	0.3	08/14/08 21:48	erf/msh
Manganese, total (3050)	M6010B ICP	239		*	mg/Kg	0.5	3	08/16/08 2:37	aeh
Mercury, total	M7471A CVAA		U		mg/Kg	0.04	0.2	08/11/08 15:00	jws
Molybdenum, total (3050)	M6010B ICP	25			mg/Kg	1	5	08/15/08 0:15	aeh
Nickel, total (3050)	M6010B ICP	28			mg/Kg	1	5	08/15/08 0:15	aeh
Selenium, total (3050)	M6020 ICP-MS		U	*	mg/Kg	0.05	0.3	08/14/08 21:48	erf/msh
Thallium, total (3050)	M6020 ICP-MS	0.25	B		mg/Kg	0.05	0.3	08/16/08 0:24	msh
Uranium, total (3050)	M6020 ICP-MS	2.46		*	mg/Kg	0.05	0.3	08/16/08 0:24	msh
Zinc, total (3050)	M6010B ICP	52		*	mg/Kg	1	5	08/15/08 0:15	aeh

Soil Analysis

Parameter	EPA Method	Result	Qual	XQ	Units	MDL	PQL	Date	Analyst
Solids, Percent	CLPSOW390, PART F, D-98	95.8		*	%	0.1	0.5	07/30/08 22:00	bjl

Soil Preparation

Parameter	EPA Method	Result	Qual	XQ	Units	MDL	PQL	Date	Analyst
Air Dry at 34 Degrees C	USDA No. 1, 1972			*				07/30/08 3:21	bjl
Digestion - Hot Plate	M3050B ICP-MS							08/08/08 15:04	mjc/lwt
Sieve-2000 um (2.0mm)	ASA No.9, 15-4.2.2			*				08/05/08 12:08	lwt/brd

Arizona license number: AZ0102

EQ 9/16/08

** Please refer to Qualifier Reports for details.*

ACZ Laboratories, Inc.
2773 Downhill Drive Steamboat Springs, CO 80487 (800) 334-5493

Inorganic Analytical Results

FMI Gold & Copper - Sierrita
Project ID: OJ07R9
Sample ID: OD-SD-01-0-1.5

ACZ Sample ID: ***L70791-13***
Date Sampled: *07/28/08 10:58*
Date Received: *07/29/08*
Sample Matrix: *Soil*

Metals Analysis

Parameter	EPA Method	Result	Qual	XQ	Units	MDL	PQL	Date	Analyst
Antimony, total (3050)	M6020 ICP-MS	0.3	B	*	mg/Kg	0.2	1	08/16/08 0:43	msh
Arsenic, total (3050)	M6020 ICP-MS	2.0		*	mg/Kg	0.3	0.5	08/21/08 10:56	msh
Barium, total (3050)	M6010B ICP	184		*	mg/Kg	0.3	2	08/15/08 0:18	aeh
Beryllium, total (3050)	M6010B ICP	0.4	B		mg/Kg	0.2	1	08/16/08 2:41	aeh
Cadmium, total (3050)	M6010B ICP		U		mg/Kg	0.5	2	08/15/08 0:18	aeh
Chromium, total (3050)	M6010B ICP	13		*	mg/Kg	1	5	08/15/08 0:18	aeh
Cobalt, total (3050)	M6010B ICP	11			mg/Kg	1	5	08/15/08 0:18	aeh
Copper, total (3050)	M6010B ICP	361		*	mg/Kg	1	5	08/15/08 0:18	aeh
Lead, total (3050)	M6020 ICP-MS	5.32			mg/Kg	0.05	0.3	08/14/08 22:07	erf/msh
Manganese, total (3050)	M6010B ICP	332		*	mg/Kg	0.5	3	08/16/08 2:41	aeh
Mercury, total	M7471A CVAA		U		mg/Kg	0.04	0.2	08/11/08 15:03	jws
Molybdenum, total (3050)	M6010B ICP	87			mg/Kg	1	5	08/15/08 0:18	aeh
Nickel, total (3050)	M6010B ICP	30			mg/Kg	1	5	08/15/08 0:18	aeh
Selenium, total (3050)	M6020 ICP-MS	0.23	B	*	mg/Kg	0.05	0.3	08/28/08 18:42	rac
Thallium, total (3050)	M6020 ICP-MS	0.29	B		mg/Kg	0.05	0.3	08/16/08 0:43	msh
Uranium, total (3050)	M6020 ICP-MS	3.11		*	mg/Kg	0.05	0.3	08/16/08 0:43	msh
Zinc, total (3050)	M6010B ICP	51		*	mg/Kg	1	5	08/15/08 0:18	aeh

Soil Analysis

Parameter	EPA Method	Result	Qual	XQ	Units	MDL	PQL	Date	Analyst
Solids, Percent	CLPSOW390, PART F, D-98	96.0		*	%	0.1	0.5	07/30/08 23:09	bjl

Soil Preparation

Parameter	EPA Method	Result	Qual	XQ	Units	MDL	PQL	Date	Analyst
Air Dry at 34 Degrees C	USDA No. 1, 1972			*				07/30/08 3:52	bjl
Digestion - Hot Plate	M3050B ICP-MS							08/08/08 15:16	mjc/lwt
Sieve-2000 um (2.0mm)	ASA No.9, 15-4.2.2			*				08/05/08 12:12	lwt/brd

Arizona license number: AZ0102

ER 9/16/08

** Please refer to Qualifier Reports for details.*

ACZ Laboratories, Inc.

2773 Downhill Drive Steamboat Springs, CO 80487 (800) 334-5493

Inorganic Analytical Results

FMI Gold & Copper - Sierrita
Project ID: OJ07R9
Sample ID: OD-SD-01-1.5-3.0

ACZ Sample ID: ***L70791-14***
Date Sampled: *07/28/08 10:58*
Date Received: *07/29/08*
Sample Matrix: *Soil*

Metals Analysis

Parameter	EPA Method	Result	Qual	XQ	Units	MDL	PQL	Date	Analyst
Antimony, total (3050)	M6020 ICP-MS		U	*	mg/Kg	0.2	1	08/16/08 0:50	msh
Arsenic, total (3050)	M6020 ICP-MS	1.2		*	mg/Kg	0.3	0.5	08/21/08 11:01	msh
Barium, total (3050)	M6010B ICP	185		*	mg/Kg	0.3	2	08/15/08 0:22	aeh
Beryllium, total (3050)	M6010B ICP		U		mg/Kg	0.2	1	08/16/08 2:45	aeh
Cadmium, total (3050)	M6010B ICP		U		mg/Kg	0.5	2	08/15/08 0:22	aeh
Chromium, total (3050)	M6010B ICP	14		*	mg/Kg	1	5	08/15/08 0:22	aeh
Cobalt, total (3050)	M6010B ICP	10			mg/Kg	1	5	08/15/08 0:22	aeh
Copper, total (3050)	M6010B ICP	125		*	mg/Kg	1	5	08/15/08 0:22	aeh
Lead, total (3050)	M6020 ICP-MS	2.59			mg/Kg	0.05	0.3	08/14/08 22:14	erf/msh
Manganese, total (3050)	M6010B ICP	346		*	mg/Kg	0.5	3	08/16/08 2:45	aeh
Mercury, total	M7471A CVAA		U		mg/Kg	0.04	0.2	08/11/08 15:05	jws
Molybdenum, total (3050)	M6010B ICP	6			mg/Kg	1	5	08/15/08 0:22	aeh
Nickel, total (3050)	M6010B ICP	29			mg/Kg	1	5	08/15/08 0:22	aeh
Selenium, total (3050)	M6020 ICP-MS	0.08	B	*	mg/Kg	0.05	0.3	08/28/08 18:43	rac
Thallium, total (3050)	M6020 ICP-MS	0.28	B		mg/Kg	0.05	0.3	08/16/08 0:50	msh
Uranium, total (3050)	M6020 ICP-MS	7.42		*	mg/Kg	0.05	0.3	08/16/08 0:50	msh
Zinc, total (3050)	M6010B ICP	43		*	mg/Kg	1	5	08/15/08 0:22	aeh

Soil Analysis

Parameter	EPA Method	Result	Qual	XQ	Units	MDL	PQL	Date	Analyst
Solids, Percent	CLPSOW390, PART F, D-98	96.4		*	%	0.1	0.5	07/31/08 0:19	bjl

Soil Preparation

Parameter	EPA Method	Result	Qual	XQ	Units	MDL	PQL	Date	Analyst
Air Dry at 34 Degrees C	USDA No. 1, 1972			*				07/30/08 4:23	bjl
Digestion - Hot Plate	M3050B ICP-MS							08/08/08 15:27	mjc/lwt
Sieve-2000 um (2.0mm)	ASA No.9, 15-4.2.2			*				08/05/08 12:15	lwt/brd

Arizona license number: AZ0102

ER 9/16/08

** Please refer to Qualifier Reports for details.*

ACZ Laboratories, Inc.
2773 Downhill Drive Steamboat Springs, CO 80487 (800) 334-5493

Inorganic Analytical Results

FMI Gold & Copper - Sierrita
Project ID: OJ07R9
Sample ID: OD-SD-02-0-1.5

ACZ Sample ID: ***L70791-15***
Date Sampled: *07/28/08 11:11*
Date Received: *07/29/08*
Sample Matrix: *Soil*

Metals Analysis

Parameter	EPA Method	Result	Qual	XQ	Units	MDL	PQL	Date	Analyst
Antimony, total (3050)	M6020 ICP-MS	0.2	B	*	mg/Kg	0.2	1	08/16/08 0:56	msh
Arsenic, total (3050)	M6020 ICP-MS	2.2		*	mg/Kg	0.3	0.5	08/21/08 11:06	msh
Barium, total (3050)	M6010B ICP	173		*	mg/Kg	0.3	2	08/15/08 0:25	aeh
Beryllium, total (3050)	M6010B ICP	0.5	B		mg/Kg	0.2	1	08/16/08 2:56	aeh
Cadmium, total (3050)	M6010B ICP		U		mg/Kg	0.5	2	08/15/08 0:25	aeh
Chromium, total (3050)	M6010B ICP	13		*	mg/Kg	1	5	08/15/08 0:25	aeh
Cobalt, total (3050)	M6010B ICP	12			mg/Kg	1	5	08/15/08 0:25	aeh
Copper, total (3050)	M6010B ICP	376		*	mg/Kg	1	5	08/15/08 0:25	aeh
Lead, total (3050)	M6020 ICP-MS	7.63			mg/Kg	0.05	0.3	08/14/08 22:20	erf/msh
Manganese, total (3050)	M6010B ICP	390		*	mg/Kg	0.5	3	08/16/08 2:56	aeh
Mercury, total	M7471A CVAA		U		mg/Kg	0.04	0.2	08/11/08 15:08	jws
Molybdenum, total (3050)	M6010B ICP	107			mg/Kg	1	5	08/15/08 0:25	aeh
Nickel, total (3050)	M6010B ICP	32			mg/Kg	1	5	08/15/08 0:25	aeh
Selenium, total (3050)	M6020 ICP-MS	0.42		*	mg/Kg	0.05	0.3	08/28/08 18:45	rac
Thallium, total (3050)	M6020 ICP-MS	0.30			mg/Kg	0.05	0.3	08/16/08 0:56	msh
Uranium, total (3050)	M6020 ICP-MS	4.66		*	mg/Kg	0.05	0.3	08/16/08 0:56	msh
Zinc, total (3050)	M6010B ICP	60		*	mg/Kg	1	5	08/15/08 0:25	aeh

Soil Analysis

Parameter	EPA Method	Result	Qual	XQ	Units	MDL	PQL	Date	Analyst
Solids, Percent	CLPSOW390, PART F, D-98	95.1		*	%	0.1	0.5	07/31/08 1:28	bjl

Soil Preparation

Parameter	EPA Method	Result	Qual	XQ	Units	MDL	PQL	Date	Analyst
Air Dry at 34 Degrees C	USDA No. 1, 1972			*				07/30/08 4:54	bjl
Digestion - Hot Plate	M3050B ICP-MS							08/08/08 15:39	mjc/lwt
Sieve-2000 um (2.0mm)	ASA No.9, 15-4.2.2			*				08/05/08 12:19	lwt/brd

Arizona license number: AZ0102

ER 9/16/08

** Please refer to Qualifier Reports for details.*

ACZ Laboratories, Inc.
2773 Downhill Drive Steamboat Springs, CO 80487 (800) 334-5493

Inorganic Analytical Results

FMI Gold & Copper - Sierrita
Project ID: OJ07R9
Sample ID: OD-SD-02-1.5-3.0

ACZ Sample ID: ***L70791-16***
Date Sampled: *07/28/08 11:11*
Date Received: *07/29/08*
Sample Matrix: *Soil*

Metals Analysis

Parameter	EPA Method	Result	Qual	XQ	Units	MDL	PQL	Date	Analyst
Antimony, total (3050)	M6020 ICP-MS		U	*	mg/Kg	0.2	1	08/16/08 1:03	msh
Arsenic, total (3050)	M6020 ICP-MS	0.9		*	mg/Kg	0.3	0.5	08/21/08 11:11	msh
Barium, total (3050)	M6010B ICP	173		*	mg/Kg	0.3	2	08/15/08 0:29	aeh
Beryllium, total (3050)	M6010B ICP	0.2	B		mg/Kg	0.2	1	08/16/08 2:59	aeh
Cadmium, total (3050)	M6010B ICP		U		mg/Kg	0.5	2	08/15/08 0:29	aeh
Chromium, total (3050)	M6010B ICP	9		*	mg/Kg	1	5	08/15/08 0:29	aeh
Cobalt, total (3050)	M6010B ICP	9			mg/Kg	1	5	08/15/08 0:29	aeh
Copper, total (3050)	M6010B ICP	27		*	mg/Kg	1	5	08/15/08 0:29	aeh
Lead, total (3050)	M6020 ICP-MS	1.89			mg/Kg	0.05	0.3	08/14/08 22:26	erf/msh
Manganese, total (3050)	M6010B ICP	320		*	mg/Kg	0.5	3	08/16/08 2:59	aeh
Mercury, total	M7471A CVAA		U		mg/Kg	0.04	0.2	08/11/08 15:15	jws
Molybdenum, total (3050)	M6010B ICP	3	B		mg/Kg	1	5	08/15/08 0:29	aeh
Nickel, total (3050)	M6010B ICP	26			mg/Kg	1	5	08/15/08 0:29	aeh
Selenium, total (3050)	M6020 ICP-MS	0.07	B	*	mg/Kg	0.05	0.3	08/28/08 18:46	rac
Thallium, total (3050)	M6020 ICP-MS	0.32			mg/Kg	0.05	0.3	08/16/08 1:03	msh
Uranium, total (3050)	M6020 ICP-MS	3.37		*	mg/Kg	0.05	0.3	08/16/08 1:03	msh
Zinc, total (3050)	M6010B ICP	41		*	mg/Kg	1	5	08/15/08 0:29	aeh

Soil Analysis

Parameter	EPA Method	Result	Qual	XQ	Units	MDL	PQL	Date	Analyst
Solids, Percent	CLPSOW390, PART F, D-98	97.8		*	%	0.1	0.5	07/31/08 2:37	bjl

Soil Preparation

Parameter	EPA Method	Result	Qual	XQ	Units	MDL	PQL	Date	Analyst
Air Dry at 34 Degrees C	USDA No. 1, 1972			*				07/30/08 5:25	bjl
Digestion - Hot Plate	M3050B ICP-MS							08/08/08 15:50	mjc/lwt
Sieve-2000 um (2.0mm)	ASA No.9, 15-4.2.2			*				08/05/08 12:23	lwt/brd

Arizona license number: AZ0102

ER 9/16/08

** Please refer to Qualifier Reports for details.*

ACZ Laboratories, Inc.
2773 Downhill Drive Steamboat Springs, CO 80487 (800) 334-5493

Inorganic Analytical Results

FMI Gold & Copper - Sierrita
Project ID: OJ07R9
Sample ID: OD-SD-04-0-1.5

ACZ Sample ID: ***L70791-17***
Date Sampled: *07/28/08 12:34*
Date Received: *07/29/08*
Sample Matrix: *Soil*

Metals Analysis

Parameter	EPA Method	Result	Qual	XQ	Units	MDL	PQL	Date	Analyst
Antimony, total (3050)	M6020 ICP-MS	0.3	B	*	mg/Kg	0.2	1	08/16/08 1:09	msh
Arsenic, total (3050)	M6020 ICP-MS	3.1		*	mg/Kg	0.3	0.5	08/21/08 11:16	msh
Barium, total (3050)	M6010B ICP	118		*	mg/Kg	0.3	2	08/15/08 0:32	aeh
Beryllium, total (3050)	M6010B ICP	0.4	B		mg/Kg	0.2	1	08/16/08 3:03	aeh
Cadmium, total (3050)	M6010B ICP		U		mg/Kg	0.5	2	08/15/08 0:32	aeh
Chromium, total (3050)	M6010B ICP	11		*	mg/Kg	1	5	08/15/08 0:32	aeh
Cobalt, total (3050)	M6010B ICP	11			mg/Kg	1	5	08/15/08 0:32	aeh
Copper, total (3050)	M6010B ICP	1640		*	mg/Kg	1	5	08/15/08 0:32	aeh
Lead, total (3050)	M6020 ICP-MS	8.86			mg/Kg	0.05	0.3	08/14/08 22:33	erf/msh
Manganese, total (3050)	M6010B ICP	262		*	mg/Kg	0.5	3	08/16/08 3:03	aeh
Mercury, total	M7471A CVAA		U		mg/Kg	0.04	0.2	08/11/08 15:17	jws
Molybdenum, total (3050)	M6010B ICP	128			mg/Kg	1	5	08/15/08 0:32	aeh
Nickel, total (3050)	M6010B ICP	29			mg/Kg	1	5	08/15/08 0:32	aeh
Selenium, total (3050)	M6020 ICP-MS	0.53		*	mg/Kg	0.05	0.3	08/28/08 18:48	rac
Thallium, total (3050)	M6020 ICP-MS	0.30	B		mg/Kg	0.05	0.3	08/16/08 1:09	msh
Uranium, total (3050)	M6020 ICP-MS	4.25		*	mg/Kg	0.05	0.3	08/16/08 1:09	msh
Zinc, total (3050)	M6010B ICP	68		*	mg/Kg	1	5	08/15/08 0:32	aeh

Soil Analysis

Parameter	EPA Method	Result	Qual	XQ	Units	MDL	PQL	Date	Analyst
Solids, Percent	CLPSOW390, PART F, D-98	95.9		*	%	0.1	0.5	07/31/08 3:47	bjl

Soil Preparation

Parameter	EPA Method	Result	Qual	XQ	Units	MDL	PQL	Date	Analyst
Air Dry at 34 Degrees C	USDA No. 1, 1972			*				07/30/08 5:56	bjl
Digestion - Hot Plate	M3050B ICP-MS							08/08/08 16:02	mjc/lwt
Sieve-2000 um (2.0mm)	ASA No.9, 15-4.2.2			*				08/05/08 12:26	lwt/brd

Arizona license number: AZ0102

ER 9/16/08

** Please refer to Qualifier Reports for details.*

ACZ Laboratories, Inc.
2773 Downhill Drive Steamboat Springs, CO 80487 (800) 334-5493

Inorganic Analytical Results

FMI Gold & Copper - Sierrita
Project ID: OJ07R9
Sample ID: OD-SD-04-1.5-3.0

ACZ Sample ID: ***L70791-18***
Date Sampled: *07/28/08 12:34*
Date Received: *07/29/08*
Sample Matrix: *Soil*

Metals Analysis

Parameter	EPA Method	Result	Qual	XQ	Units	MDL	PQL	Date	Analyst
Antimony, total (3050)	M6020 ICP-MS		U	*	mg/Kg	0.2	1	08/16/08 1:16	msh
Arsenic, total (3050)	M6020 ICP-MS	2.1		*	mg/Kg	0.3	0.5	08/21/08 11:31	msh
Barium, total (3050)	M6010B ICP	133		*	mg/Kg	0.3	2	08/15/08 0:43	aeh
Beryllium, total (3050)	M6010B ICP	0.3	B		mg/Kg	0.2	1	08/16/08 3:07	aeh
Cadmium, total (3050)	M6010B ICP		U		mg/Kg	0.5	2	08/15/08 0:43	aeh
Chromium, total (3050)	M6010B ICP	9		*	mg/Kg	1	5	08/15/08 0:43	aeh
Cobalt, total (3050)	M6010B ICP	9			mg/Kg	1	5	08/15/08 0:43	aeh
Copper, total (3050)	M6010B ICP	671		*	mg/Kg	1	5	08/15/08 0:43	aeh
Lead, total (3050)	M6020 ICP-MS	2.20			mg/Kg	0.05	0.3	08/14/08 22:39	erf/msh
Manganese, total (3050)	M6010B ICP	258		*	mg/Kg	0.5	3	08/16/08 3:07	aeh
Mercury, total	M7471A CVAA		U		mg/Kg	0.04	0.2	08/11/08 15:19	jws
Molybdenum, total (3050)	M6010B ICP	25			mg/Kg	1	5	08/15/08 0:43	aeh
Nickel, total (3050)	M6010B ICP	27			mg/Kg	1	5	08/15/08 0:43	aeh
Selenium, total (3050)	M6020 ICP-MS	0.19	B	*	mg/Kg	0.05	0.3	08/28/08 18:49	rac
Thallium, total (3050)	M6020 ICP-MS	0.26	B		mg/Kg	0.05	0.3	08/16/08 1:16	msh
Uranium, total (3050)	M6020 ICP-MS	2.18		*	mg/Kg	0.05	0.3	08/16/08 1:16	msh
Zinc, total (3050)	M6010B ICP	48		*	mg/Kg	1	5	08/15/08 0:43	aeh

Soil Analysis

Parameter	EPA Method	Result	Qual	XQ	Units	MDL	PQL	Date	Analyst
Solids, Percent	CLPSOW390, PART F, D-98	97.9		*	%	0.1	0.5	07/31/08 4:56	bjl

Soil Preparation

Parameter	EPA Method	Result	Qual	XQ	Units	MDL	PQL	Date	Analyst
Air Dry at 34 Degrees C	USDA No. 1, 1972			*				07/30/08 6:27	bjl
Digestion - Hot Plate	M3050B ICP-MS							08/08/08 16:13	mjc/lwt
Sieve-2000 um (2.0mm)	ASA No.9, 15-4.2.2			*				08/05/08 12:30	lwt/brd

Arizona license number: AZ0102

ER 9/16/08

** Please refer to Qualifier Reports for details.*

ACZ Laboratories, Inc.
2773 Downhill Drive Steamboat Springs, CO 80487 (800) 334-5493

Inorganic Analytical Results

FMI Gold & Copper - Sierrita
Project ID: OJ07R9
Sample ID: OD-SD-03-0-1.5

ACZ Sample ID: ***L70791-19***
Date Sampled: *07/28/08 13:00*
Date Received: *07/29/08*
Sample Matrix: *Soil*

Metals Analysis

Parameter	EPA Method	Result	Qual	XQ	Units	MDL	PQL	Date	Analyst
Antimony, total (3050)	M6020 ICP-MS	0.3	B	*	mg/Kg	0.2	1	08/16/08 1:22	msh
Arsenic, total (3050)	M6020 ICP-MS	2.7		*	mg/Kg	0.3	0.5	08/21/08 11:36	msh
Barium, total (3050)	M6010B ICP	158		*	mg/Kg	0.3	2	08/15/08 0:46	aeh
Beryllium, total (3050)	M6010B ICP	0.4	B		mg/Kg	0.2	1	08/16/08 3:10	aeh
Cadmium, total (3050)	M6010B ICP		U		mg/Kg	0.5	2	08/15/08 0:46	aeh
Chromium, total (3050)	M6010B ICP	18		*	mg/Kg	1	5	08/15/08 0:46	aeh
Cobalt, total (3050)	M6010B ICP	11			mg/Kg	1	5	08/15/08 0:46	aeh
Copper, total (3050)	M6010B ICP	2350		*	mg/Kg	1	5	08/15/08 0:46	aeh
Lead, total (3050)	M6020 ICP-MS	46.70			mg/Kg	0.05	0.3	08/14/08 22:46	erf/msh
Manganese, total (3050)	M6010B ICP	316		*	mg/Kg	0.5	3	08/16/08 3:10	aeh
Mercury, total	M7471A CVAA		U		mg/Kg	0.04	0.2	08/11/08 15:21	jws
Molybdenum, total (3050)	M6010B ICP	100			mg/Kg	1	5	08/15/08 0:46	aeh
Nickel, total (3050)	M6010B ICP	31			mg/Kg	1	5	08/15/08 0:46	aeh
Selenium, total (3050)	M6020 ICP-MS	0.41		*	mg/Kg	0.05	0.3	08/28/08 18:51	rac
Thallium, total (3050)	M6020 ICP-MS	0.28	B		mg/Kg	0.05	0.3	08/16/08 1:22	msh
Uranium, total (3050)	M6020 ICP-MS	7.57		*	mg/Kg	0.05	0.3	08/16/08 1:22	msh
Zinc, total (3050)	M6010B ICP	147		*	mg/Kg	1	5	08/15/08 0:46	aeh

Soil Analysis

Parameter	EPA Method	Result	Qual	XQ	Units	MDL	PQL	Date	Analyst
Solids, Percent	CLPSOW390, PART F, D-98	95.7		*	%	0.1	0.5	07/31/08 6:05	bjl

Soil Preparation

Parameter	EPA Method	Result	Qual	XQ	Units	MDL	PQL	Date	Analyst
Air Dry at 34 Degrees C	USDA No. 1, 1972			*				07/30/08 6:58	bjl
Digestion - Hot Plate	M3050B ICP-MS							08/08/08 16:25	mjc/lwt
Sieve-2000 um (2.0mm)	ASA No.9, 15-4.2.2			*				08/05/08 12:33	lwt/brd

Arizona license number: AZ0102

EC 9/16/08

** Please refer to Qualifier Reports for details.*

ACZ Laboratories, Inc.
2773 Downhill Drive Steamboat Springs, CO 80487 (800) 334-5493

Inorganic Analytical Results

FMI Gold & Copper - Sierrita
Project ID: OJ07R9
Sample ID: OD-SD-03-1.5-3.0

ACZ Sample ID: ***L70791-20***
Date Sampled: *07/28/08 13:00*
Date Received: *07/29/08*
Sample Matrix: *Soil*

Metals Analysis

Parameter	EPA Method	Result	Qual	XQ	Units	MDL	PQL	Date	Analyst
Antimony, total (3050)	M6020 ICP-MS		U	*	mg/Kg	0.4	2	08/16/08 1:28	msh
Arsenic, total (3050)	M6020 ICP-MS	2.8		*	mg/Kg	0.5	1	08/21/08 11:41	msh
Barium, total (3050)	M6010B ICP	87.9		*	mg/Kg	0.3	2	08/15/08 0:49	aeh M1
Beryllium, total (3050)	M6010B ICP	0.3	B		mg/Kg	0.2	1	08/16/08 3:14	aeh
Cadmium, total (3050)	M6010B ICP	0.5	B		mg/Kg	0.5	2	08/15/08 0:49	aeh
Chromium, total (3050)	M6010B ICP	13		*	mg/Kg	1	5	08/15/08 0:49	aeh
Cobalt, total (3050)	M6010B ICP	8			mg/Kg	1	5	08/15/08 0:49	aeh
Copper, total (3050)	M6010B ICP	4390		*	mg/Kg	1	5	08/15/08 0:49	aeh
Lead, total (3050)	M6020 ICP-MS	253			mg/Kg	0.1	0.5	08/16/08 1:28	msh
Manganese, total (3050)	M6010B ICP	173		*	mg/Kg	0.5	3	08/16/08 3:14	aeh
Mercury, total	M7471A CVAA	0.05	B		mg/Kg	0.04	0.2	08/11/08 15:23	jws
Molybdenum, total (3050)	M6010B ICP	145			mg/Kg	1	5	08/15/08 0:49	aeh
Nickel, total (3050)	M6010B ICP	30			mg/Kg	1	5	08/15/08 0:49	aeh
Selenium, total (3050)	M6020 ICP-MS	0.4	B	*	mg/Kg	0.1	0.5	08/28/08 18:55	rac
Thallium, total (3050)	M6020 ICP-MS	0.2	B		mg/Kg	0.1	0.5	08/16/08 1:28	msh
Uranium, total (3050)	M6020 ICP-MS	7.8		*	mg/Kg	0.1	0.5	08/16/08 1:28	msh
Zinc, total (3050)	M6010B ICP	201		*	mg/Kg	1	5	08/15/08 0:49	aeh

Soil Analysis

Parameter	EPA Method	Result	Qual	XQ	Units	MDL	PQL	Date	Analyst
Solids, Percent	CLPSOW390, PART F, D-98	95.7		*	%	0.1	0.5	07/31/08 7:14	bjl

Soil Preparation

Parameter	EPA Method	Result	Qual	XQ	Units	MDL	PQL	Date	Analyst
Air Dry at 34 Degrees C	USDA No. 1, 1972			*				07/30/08 7:29	bjl
Digestion - Hot Plate	M3050B ICP-MS							08/08/08 16:36	mjc/lwt
Sieve-2000 um (2.0mm)	ASA No.9, 15-4.2.2			*				08/05/08 12:37	lwt/brd

Arizona license number: AZ0102

ER 9/16/08

** Please refer to Qualifier Reports for details.*

SIERRITA
DATA REVIEW SUMMARY

Data Package Number: L70819 Sampling Event: July 29th, 2008
Sample-specific Parameter Review? **Yes** Laboratory Performance Parameters? **No**
Data Reviewer: Liz Kraak Date Completed: 08/27/08
Peer Reviewer: Geoff Webb Date Completed: 08/27/08

This report summarizes the verification of analytical data for 15 soil samples. The soil samples were analyzed for total metals by Method 6020, Method 6010, and Method 7471A. ACZ Laboratories, Inc. of Steamboat Springs, Colorado performed the analyses. ACZ operates under laboratory licensure number AZ0102.

The data review was conducted in accordance with the criteria specified in the Draft Addendum – Quality Assurance Project Plan Sierrita Mine Green Valley, Arizona (April 2008). Independent review flags were assigned as required by Appendix E in the QAPP. The table below summarizes the samples and analyses presented in these data packages.

Field ID	Sample Type	Lab ID	Matrix	Analyses
				Total Metals
OD-SD-05-0-1.5	SA	L70819-01	S	X^M
OD-SD-05-1.5-3.0	SA	L70819-02	S	X
OD-SD-06-0-1.5	SA	L70819-03	S	X
OD-SD-06-1.5-3.0	SA	L70819-04	S	X
OD-JS-01-0-1	SA	L70819-05	S	X
OD-JS-01-1-3	SA	L70819-06	S	X
OD-JS-02-0-1	SA	L70819-07	S	X
OD-JS-02-1-3	SA	L70819-08	S	X
OD-JS-02-5-7	SA	L70819-09	S	X
EM-C22-0-1	SA	L70819-10	S	X
EM-C22-1-3	SA	L70819-11	S	X
EM-C22-5-7	SA	L70819-12	S	X
EM-E24-0-1	SA	L70819-13	S	X
EM-E24-1-3	SA	L70819-14	S	X
EM-E24-5-7	SA	L70819-15	S	X

Matrix: S = Soil QC Type: SA = Sample FD = Field Duplicate

X^M = Matrix spike and/or matrix spike duplicate.

Total Metals = Antimony, Arsenic, Lead, Selenium, Thallium, and Uranium (6020); Barium, Beryllium, Cadmium, Chromium, Cobalt, Copper, Manganese, Molybdenum, Nickel, and Zinc (6010); Mercury (7471A)

General Overall Assessment (Flags applied per ADEQ data qualifying process and QAPP guidance):

_____ Data are usable without qualification.

_X_ Data are usable with qualification (noted below).

_____ Some or all data are unusable for any purpose (detailed below).

Case Narrative Summary: Except as noted below, any of the issues noted in the laboratory case narrative potentially affecting data quality are addressed in the appropriate sections in the table below. Results reported between the MDL and RL were flagged with a B by the laboratory. No additional qualifiers were added during data review for those results reported between the MDL and RL.

Review Parameter	Criteria Met?	Comments
Sample-specific Parameters	Complete with "Yes", "No", or "Not Applicable (N/A)".	For each "No" response, list what was out, associated acceptance limits, all qualified data, and bias direction or reference associated table with pertinent details.
COC & Sample Receipt	Yes	Samples were received intact and the cooler temperature was 5.6°C upon arrival at the laboratory, which met the criterion of ≤6°C. Qualification of data was not required.
Holding Times	Yes	
Method Blanks Calibration Blanks	Yes	Target analytes were not detected in the method blanks or continuing calibration blanks. Qualification of data was not required.
Matrix QC • MS/MSD OD-SD-05-0-1.5 (Total Barium, Total Beryllium, Total Cadmium, Total Cobalt, Total Mercury, Total Molybdenum, Total Nickel, Total Zinc) • LD OD-SD-05-0-1.5 (Percent Solids)	No	With the exceptions noted in Table 2 below, the recoveries and RPDs for the matrix spike (MS) and matrix spike duplicate (MSD) analyses were within the laboratory-determined acceptance range. The MS/MSD recoveries for sample OD-SD-05-0-1.5 could not be evaluated for copper and manganese because the results in the native sample were greater than four times the concentration of the spike added during digestion. Since the sample concentrations are so much greater than the spike added, the MS/MSD recoveries are not considered to be a representative measure of accuracy. Further action or qualification was not required. The agreement between parent sample results and the lab duplicate sample results was evaluated for percent solids. All of the results met the evaluation criteria.
Method QC • Serial Dilution N/A • Internal Standards	N/A	
	Yes	**Internal Standards** All internal standards were within the laboratory-determined acceptance limits. Qualification of data was not required.
Field QC • Rinsate Blank N/A • Field Duplicate N/A • Field Blank N/A	N/A	
Elevated RLs without associated non-detect results	Yes	
Package Completeness	Yes	
Other Parameters	N/A	

Table 1: MS/MSD Recovery Outliers and Resultant Qualification

Sample	Analyte	%Rs (Limits)	Qualification
OD-SD-05-0-1.5	Total Barium	**157.6**/ **129.4** (75-125)	As the potential bias was considered to be high, the barium result for sample OD-SD-05-0-1.5 was flagged with a M1.

%R = Percent Recovery M1 = Matrix spike recovery was high; the associated blank spike recovery was acceptable.

ACZ Laboratories, Inc.

2773 Downhill Drive Steamboat Springs, CO 80487 (800) 334-5493

Inorganic Analytical Results

FMI Gold & Copper - Sierrita
Project ID: OJ07R9
Sample ID: OD-SD-05-0-1.5

ACZ Sample ID: ***L70819-01***
Date Sampled: *07/29/08 08:16*
Date Received: *07/30/08*
Sample Matrix: *Soil*

Metals Analysis

Parameter	EPA Method	Result	Qual	XQ	Units	MDL	PQL	Date	Analyst
Antimony, total (3050)	M6020 ICP-MS	0.8	B	*	mg/Kg	0.2	1	08/13/08 19:49	rac
Arsenic, total (3050)	M6020 ICP-MS	6.2			mg/Kg	0.3	0.5	08/13/08 19:49	rac
Barium, total (3050)	M6010B ICP	141	M1	*	mg/Kg	0.3	2	08/15/08 1:52	aeh
Beryllium, total (3050)	M6010B ICP	0.6	B		mg/Kg	0.2	1	08/15/08 13:42	aeh
Cadmium, total (3050)	M6010B ICP	1.1	B		mg/Kg	0.5	2	08/15/08 1:52	aeh
Chromium, total (3050)	M6010B ICP	22			mg/Kg	1	5	08/15/08 1:52	aeh
Cobalt, total (3050)	M6010B ICP	13		*	mg/Kg	1	5	08/15/08 1:52	aeh
Copper, total (3050)	M6010B ICP	3960		*	mg/Kg	1	5	08/15/08 1:52	aeh
Lead, total (3050)	M6020 ICP-MS	102			mg/Kg	0.05	0.3	08/13/08 19:49	rac
Manganese, total (3050)	M6010B ICP	365		*	mg/Kg	0.5	3	08/15/08 13:42	aeh
Mercury, total	M7471A CVAA	0.05	B		mg/Kg	0.04	0.2	08/11/08 15:51	jws
Molybdenum, total (3050)	M6010B ICP	230			mg/Kg	1	5	08/15/08 1:52	aeh
Nickel, total (3050)	M6010B ICP	8		*	mg/Kg	1	5	08/15/08 1:52	aeh
Selenium, total (3050)	M6020 ICP-MS	1.04		*	mg/Kg	0.05	0.3	08/13/08 19:49	rac
Thallium, total (3050)	M6020 ICP-MS	0.39		*	mg/Kg	0.05	0.3	08/13/08 19:49	rac
Uranium, total (3050)	M6020 ICP-MS	5.57		*	mg/Kg	0.05	0.3	08/13/08 19:49	rac
Zinc, total (3050)	M6010B ICP	179			mg/Kg	1	5	08/15/08 1:52	aeh

Soil Analysis

Parameter	EPA Method	Result	Qual	XQ	Units	MDL	PQL	Date	Analyst
Solids, Percent	CLPSOW390, PART F, D-98	93.5		*	%	0.1	0.5	07/30/08 23:41	brd

Soil Preparation

Parameter	EPA Method	Result	Qual	XQ	Units	MDL	PQL	Date	Analyst
Air Dry at 34 Degrees C	USDA No. 1, 1972			*				07/30/08 23:03	brd
Digestion - Hot Plate	M3050B ICP-MS			*				08/11/08 10:36	mjc
Sieve-2000 um (2.0mm)	ASA No.9, 15-4.2.2			*				08/05/08 12:40	lwt/brd

Arizona license number: AZ0102

EE 8/27/08

** Please refer to Qualifier Reports for details.*

ACZ Laboratories, Inc.
2773 Downhill Drive Steamboat Springs, CO 80487 (800) 334-5493

Inorganic Analytical Results

FMI Gold & Copper - Sierrita
Project ID: OJ07R9
Sample ID: OD-SD-05-1.5-3.0

ACZ Sample ID: ***L70819-02***
Date Sampled: *07/29/08 08:16*
Date Received: *07/30/08*
Sample Matrix: *Soil*

Metals Analysis

Parameter	EPA Method	Result	Qual	XQ	Units	MDL	PQL	Date	Analyst
Antimony, total (3050)	M6020 ICP-MS	0.3	B	*	mg/Kg	0.2	1	08/13/08 20:02	rac
Arsenic, total (3050)	M6020 ICP-MS	4.6			mg/Kg	0.3	0.5	08/13/08 20:02	rac
Barium, total (3050)	M6010B ICP	169		*	mg/Kg	0.3	2	08/15/08 2:05	aeh
Beryllium, total (3050)	M6010B ICP	0.5	B		mg/Kg	0.2	1	08/15/08 14:01	aeh
Cadmium, total (3050)	M6010B ICP		U		mg/Kg	0.5	2	08/15/08 2:05	aeh
Chromium, total (3050)	M6010B ICP	13			mg/Kg	1	5	08/15/08 2:05	aeh
Cobalt, total (3050)	M6010B ICP	12		*	mg/Kg	1	5	08/15/08 2:05	aeh
Copper, total (3050)	M6010B ICP	916		*	mg/Kg	1	5	08/15/08 2:05	aeh
Lead, total (3050)	M6020 ICP-MS	35.30			mg/Kg	0.05	0.3	08/13/08 20:02	rac
Manganese, total (3050)	M6010B ICP	402		*	mg/Kg	0.5	3	08/15/08 14:01	aeh
Mercury, total	M7471A CVAA		U		mg/Kg	0.04	0.2	08/11/08 15:59	jws
Molybdenum, total (3050)	M6010B ICP	63			mg/Kg	1	5	08/15/08 2:05	aeh
Nickel, total (3050)	M6010B ICP	7		*	mg/Kg	1	5	08/15/08 2:05	aeh
Selenium, total (3050)	M6020 ICP-MS	0.47		*	mg/Kg	0.05	0.3	08/13/08 20:02	rac
Thallium, total (3050)	M6020 ICP-MS	0.28	B	*	mg/Kg	0.05	0.3	08/13/08 20:02	rac
Uranium, total (3050)	M6020 ICP-MS	10.30		*	mg/Kg	0.05	0.3	08/13/08 20:02	rac
Zinc, total (3050)	M6010B ICP	105			mg/Kg	1	5	08/15/08 2:05	aeh

Soil Analysis

Parameter	EPA Method	Result	Qual	XQ	Units	MDL	PQL	Date	Analyst
Solids, Percent	CLPSOW390, PART F, D-98	93.8		*	%	0.1	0.5	07/31/08 1:03	brd

Soil Preparation

Parameter	EPA Method	Result	Qual	XQ	Units	MDL	PQL	Date	Analyst
Air Dry at 34 Degrees C	USDA No. 1, 1972			*				07/30/08 23:07	brd
Digestion - Hot Plate	M3050B ICP-MS			*				08/11/08 11:28	mjc
Sieve-2000 um (2.0mm)	ASA No.9, 15-4.2.2			*				08/05/08 12:44	lwt/brd

Arizona license number: AZ0102

EE 8/27/08

** Please refer to Qualifier Reports for details.*

ACZ Laboratories, Inc.

2773 Downhill Drive Steamboat Springs, CO 80487 (800) 334-5493

Inorganic Analytical Results

FMI Gold & Copper - Sierrita
Project ID: OJ07R9
Sample ID: OD-SD-06-0-1.5

ACZ Sample ID: ***L70819-03***
Date Sampled: *07/29/08 08:30*
Date Received: *07/30/08*
Sample Matrix: *Soil*

Metals Analysis

Parameter	EPA Method	Result	Qual	XQ	Units	MDL	PQL	Date	Analyst
Antimony, total (3050)	M6020 ICP-MS	0.5	B	*	mg/Kg	0.2	1	08/13/08 20:09	rac
Arsenic, total (3050)	M6020 ICP-MS	5.3			mg/Kg	0.3	0.5	08/13/08 20:09	rac
Barium, total (3050)	M6010B ICP	109		*	mg/Kg	0.3	2	08/15/08 2:09	aeh
Beryllium, total (3050)	M6010B ICP	0.5	B		mg/Kg	0.2	1	08/15/08 14:05	aeh
Cadmium, total (3050)	M6010B ICP		U		mg/Kg	0.5	2	08/15/08 2:09	aeh
Chromium, total (3050)	M6010B ICP	13			mg/Kg	1	5	08/15/08 2:09	aeh
Cobalt, total (3050)	M6010B ICP	11		*	mg/Kg	1	5	08/15/08 2:09	aeh
Copper, total (3050)	M6010B ICP	2590		*	mg/Kg	1	5	08/15/08 2:09	aeh
Lead, total (3050)	M6020 ICP-MS	29.30			mg/Kg	0.05	0.3	08/13/08 20:09	rac
Manganese, total (3050)	M6010B ICP	334		*	mg/Kg	0.5	3	08/15/08 14:05	aeh
Mercury, total	M7471A CVAA		U		mg/Kg	0.04	0.2	08/11/08 16:01	jws
Molybdenum, total (3050)	M6010B ICP	115			mg/Kg	1	5	08/15/08 2:09	aeh
Nickel, total (3050)	M6010B ICP	7		*	mg/Kg	1	5	08/15/08 2:09	aeh
Selenium, total (3050)	M6020 ICP-MS	1.04		*	mg/Kg	0.05	0.3	08/13/08 20:09	rac
Thallium, total (3050)	M6020 ICP-MS	0.30	B	*	mg/Kg	0.05	0.3	08/13/08 20:09	rac
Uranium, total (3050)	M6020 ICP-MS	4.33		*	mg/Kg	0.05	0.3	08/13/08 20:09	rac
Zinc, total (3050)	M6010B ICP	198			mg/Kg	1	5	08/15/08 2:09	aeh

Soil Analysis

Parameter	EPA Method	Result	Qual	XQ	Units	MDL	PQL	Date	Analyst
Solids, Percent	CLPSOW390, PART F, D-98	91.7		*	%	0.1	0.5	07/31/08 1:45	brd

Soil Preparation

Parameter	EPA Method	Result	Qual	XQ	Units	MDL	PQL	Date	Analyst
Air Dry at 34 Degrees C	USDA No. 1, 1972			*				07/30/08 23:11	brd
Digestion - Hot Plate	M3050B ICP-MS			*				08/11/08 11:46	mjc
Sieve-2000 um (2.0mm)	ASA No.9, 15-4.2.2			*				08/05/08 12:47	lwt/brd

Arizona license number: AZ0102

ER 8/27/08

** Please refer to Qualifier Reports for details.*

ACZ Laboratories, Inc.

2773 Downhill Drive Steamboat Springs, CO 80487 (800) 334-5493

Inorganic Analytical Results

FMI Gold & Copper - Sierrita
Project ID: OJ07R9
Sample ID: OD-SD-06-1.5-3.0

ACZ Sample ID: ***L70819-04***
Date Sampled: *07/29/08 08:30*
Date Received: *07/30/08*
Sample Matrix: *Soil*

Metals Analysis

Parameter	EPA Method	Result	Qual	XQ	Units	MDL	PQL	Date	Analyst
Antimony, total (3050)	M6020 ICP-MS		U	*	mg/Kg	0.2	1	08/13/08 20:29	rac
Arsenic, total (3050)	M6020 ICP-MS	3.2			mg/Kg	0.3	0.5	08/13/08 20:29	rac
Barium, total (3050)	M6010B ICP	122		*	mg/Kg	0.3	2	08/15/08 2:12	aeh
Beryllium, total (3050)	M6010B ICP	0.5	B		mg/Kg	0.2	1	08/15/08 14:08	aeh
Cadmium, total (3050)	M6010B ICP		U		mg/Kg	0.5	2	08/15/08 2:12	aeh
Chromium, total (3050)	M6010B ICP	12			mg/Kg	1	5	08/15/08 2:12	aeh
Cobalt, total (3050)	M6010B ICP	14		*	mg/Kg	1	5	08/15/08 2:12	aeh
Copper, total (3050)	M6010B ICP	1130		*	mg/Kg	1	5	08/15/08 2:12	aeh
Lead, total (3050)	M6020 ICP-MS	7.26			mg/Kg	0.05	0.3	08/13/08 20:29	rac
Manganese, total (3050)	M6010B ICP	552		*	mg/Kg	0.5	3	08/15/08 14:08	aeh
Mercury, total	M7471A CVAA		U		mg/Kg	0.04	0.2	08/11/08 16:03	jws
Molybdenum, total (3050)	M6010B ICP	9			mg/Kg	1	5	08/15/08 2:12	aeh
Nickel, total (3050)	M6010B ICP	11		*	mg/Kg	1	5	08/15/08 2:12	aeh
Selenium, total (3050)	M6020 ICP-MS	0.23	B	*	mg/Kg	0.05	0.3	08/13/08 20:29	rac
Thallium, total (3050)	M6020 ICP-MS	0.23	B	*	mg/Kg	0.05	0.3	08/13/08 20:29	rac
Uranium, total (3050)	M6020 ICP-MS	6.42		*	mg/Kg	0.05	0.3	08/13/08 20:29	rac
Zinc, total (3050)	M6010B ICP	218			mg/Kg	1	5	08/15/08 2:12	aeh

Soil Analysis

Parameter	EPA Method	Result	Qual	XQ	Units	MDL	PQL	Date	Analyst
Solids, Percent	CLPSOW390, PART F, D-98	97.5		*	%	0.1	0.5	07/31/08 2:26	brd

Soil Preparation

Parameter	EPA Method	Result	Qual	XQ	Units	MDL	PQL	Date	Analyst
Air Dry at 34 Degrees C	USDA No. 1, 1972			*				07/30/08 23:15	brd
Digestion - Hot Plate	M3050B ICP-MS			*				08/11/08 12:03	mjc
Sieve-2000 um (2.0mm)	ASA No.9, 15-4.2.2			*				08/05/08 12:51	lwt/brd

Arizona license number: AZ0102

ER 8/27/08

** Please refer to Qualifier Reports for details.*

ACZ Laboratories, Inc.

2773 Downhill Drive Steamboat Springs, CO 80487 (800) 334-5493

Inorganic Analytical Results

FMI Gold & Copper - Sierrita
Project ID: OJ07R9
Sample ID: OD-JS-01-0-1

ACZ Sample ID: ***L70819-05***
Date Sampled: *07/29/08 09:19*
Date Received: *07/30/08*
Sample Matrix: *Soil*

Metals Analysis

Parameter	EPA Method	Result	Qual	XQ	Units	MDL	PQL	Date	Analyst
Antimony, total (3050)	M6020 ICP-MS	0.3	B	*	mg/Kg	0.2	1	08/13/08 20:35	rac
Arsenic, total (3050)	M6020 ICP-MS	3.6			mg/Kg	0.3	0.5	08/13/08 20:35	rac
Barium, total (3050)	M6010B ICP	121		*	mg/Kg	0.3	2	08/15/08 2:23	aeh
Beryllium, total (3050)	M6010B ICP	0.3	B		mg/Kg	0.2	1	08/15/08 14:11	aeh
Cadmium, total (3050)	M6010B ICP		U		mg/Kg	0.5	2	08/15/08 2:23	aeh
Chromium, total (3050)	M6010B ICP	15			mg/Kg	1	5	08/15/08 2:23	aeh
Cobalt, total (3050)	M6010B ICP	9		*	mg/Kg	1	5	08/15/08 2:23	aeh
Copper, total (3050)	M6010B ICP	1770		*	mg/Kg	1	5	08/15/08 2:23	aeh
Lead, total (3050)	M6020 ICP-MS	17.70			mg/Kg	0.05	0.3	08/13/08 20:35	rac
Manganese, total (3050)	M6010B ICP	231		*	mg/Kg	0.5	3	08/15/08 14:11	aeh
Mercury, total	M7471A CVAA		U		mg/Kg	0.04	0.2	08/11/08 16:06	jws
Molybdenum, total (3050)	M6010B ICP	95			mg/Kg	1	5	08/15/08 2:23	aeh
Nickel, total (3050)	M6010B ICP	6		*	mg/Kg	1	5	08/15/08 2:23	aeh
Selenium, total (3050)	M6020 ICP-MS	1.10		*	mg/Kg	0.05	0.3	08/13/08 20:35	rac
Thallium, total (3050)	M6020 ICP-MS	0.25	B	*	mg/Kg	0.05	0.3	08/13/08 20:35	rac
Uranium, total (3050)	M6020 ICP-MS	5.30		*	mg/Kg	0.05	0.3	08/13/08 20:35	rac
Zinc, total (3050)	M6010B ICP	99			mg/Kg	1	5	08/15/08 2:23	aeh

Soil Analysis

Parameter	EPA Method	Result	Qual	XQ	Units	MDL	PQL	Date	Analyst
Solids, Percent	CLPSOW390, PART F, D-98	89.8		*	%	0.1	0.5	07/31/08 3:07	brd

Soil Preparation

Parameter	EPA Method	Result	Qual	XQ	Units	MDL	PQL	Date	Analyst
Air Dry at 34 Degrees C	USDA No. 1, 1972			*				07/30/08 23:19	brd
Digestion - Hot Plate	M3050B ICP-MS			*				08/11/08 12:20	mjc
Sieve-2000 um (2.0mm)	ASA No.9, 15-4.2.2			*				08/05/08 12:54	lwt/brd

Arizona license number: AZ0102

EQ 8/27/08

** Please refer to Qualifier Reports for details.*

ACZ Laboratories, Inc.

2773 Downhill Drive Steamboat Springs, CO 80487 (800) 334-5493

Inorganic Analytical Results

FMI Gold & Copper - Sierrita
Project ID: OJ07R9
Sample ID: OD-JS-01-1-3

ACZ Sample ID: ***L70819-06***
Date Sampled: *07/29/08 09:19*
Date Received: *07/30/08*
Sample Matrix: *Soil*

Metals Analysis

Parameter	EPA Method	Result	Qual	XQ	Units	MDL	PQL	Date	Analyst
Antimony, total (3050)	M6020 ICP-MS		U	*	mg/Kg	0.2	1	08/13/08 20:42	rac
Arsenic, total (3050)	M6020 ICP-MS	1.8			mg/Kg	0.3	0.5	08/13/08 20:42	rac
Barium, total (3050)	M6010B ICP	149		*	mg/Kg	0.3	2	08/15/08 2:26	aeh
Beryllium, total (3050)	M6010B ICP		U		mg/Kg	0.2	1	08/15/08 14:15	aeh
Cadmium, total (3050)	M6010B ICP		U		mg/Kg	0.5	2	08/15/08 2:26	aeh
Chromium, total (3050)	M6010B ICP	9			mg/Kg	1	5	08/15/08 2:26	aeh
Cobalt, total (3050)	M6010B ICP	10		*	mg/Kg	1	5	08/15/08 2:26	aeh
Copper, total (3050)	M6010B ICP	121		*	mg/Kg	1	5	08/15/08 2:26	aeh
Lead, total (3050)	M6020 ICP-MS	2.10			mg/Kg	0.05	0.3	08/13/08 20:42	rac
Manganese, total (3050)	M6010B ICP	328		*	mg/Kg	0.5	3	08/15/08 14:15	aeh
Mercury, total	M7471A CVAA		U		mg/Kg	0.04	0.2	08/11/08 16:13	jws
Molybdenum, total (3050)	M6010B ICP	8			mg/Kg	1	5	08/15/08 2:26	aeh
Nickel, total (3050)	M6010B ICP	7		*	mg/Kg	1	5	08/15/08 2:26	aeh
Selenium, total (3050)	M6020 ICP-MS	0.11	B	*	mg/Kg	0.05	0.3	08/13/08 20:42	rac
Thallium, total (3050)	M6020 ICP-MS	0.28	B	*	mg/Kg	0.05	0.3	08/13/08 20:42	rac
Uranium, total (3050)	M6020 ICP-MS	2.54		*	mg/Kg	0.05	0.3	08/13/08 20:42	rac
Zinc, total (3050)	M6010B ICP	42			mg/Kg	1	5	08/15/08 2:26	aeh

Soil Analysis

Parameter	EPA Method	Result	Qual	XQ	Units	MDL	PQL	Date	Analyst
Solids, Percent	CLPSOW390, PART F, D-98	95.9		*	%	0.1	0.5	07/31/08 3:48	brd

Soil Preparation

Parameter	EPA Method	Result	Qual	XQ	Units	MDL	PQL	Date	Analyst
Air Dry at 34 Degrees C	USDA No. 1, 1972			*				07/30/08 23:23	brd
Digestion - Hot Plate	M3050B ICP-MS			*				08/11/08 12:38	mjc
Sieve-2000 um (2.0mm)	ASA No.9, 15-4.2.2			*				08/05/08 12:58	lwt/brd

Arizona license number: AZ0102

EL 8/27/08

** Please refer to Qualifier Reports for details.*

ACZ Laboratories, Inc.

2773 Downhill Drive Steamboat Springs, CO 80487 (800) 334-5493

Inorganic Analytical Results

FMI Gold & Copper - Sierrita
Project ID: OJ07R9
Sample ID: OD-JS-02-0-1

ACZ Sample ID: ***L70819-07***
Date Sampled: *07/29/08 09:57*
Date Received: *07/30/08*
Sample Matrix: *Soil*

Metals Analysis

Parameter	EPA Method	Result	Qual	XQ	Units	MDL	PQL	Date	Analyst
Antimony, total (3050)	M6020 ICP-MS	0.4	B	*	mg/Kg	0.2	1	08/13/08 20:48	rac
Arsenic, total (3050)	M6020 ICP-MS	3.4			mg/Kg	0.3	0.5	08/13/08 20:48	rac
Barium, total (3050)	M6010B ICP	96.8		*	mg/Kg	0.3	2	08/15/08 2:29	aeh
Beryllium, total (3050)	M6010B ICP		U		mg/Kg	0.2	1	08/15/08 14:18	aeh
Cadmium, total (3050)	M6010B ICP		U		mg/Kg	0.5	2	08/15/08 2:29	aeh
Chromium, total (3050)	M6010B ICP	8			mg/Kg	1	5	08/15/08 2:29	aeh
Cobalt, total (3050)	M6010B ICP	7		*	mg/Kg	1	5	08/15/08 2:29	aeh
Copper, total (3050)	M6010B ICP	1840		*	mg/Kg	1	5	08/15/08 2:29	aeh
Lead, total (3050)	M6020 ICP-MS	13.80			mg/Kg	0.05	0.3	08/13/08 20:48	rac
Manganese, total (3050)	M6010B ICP	250		*	mg/Kg	0.5	3	08/15/08 14:18	aeh
Mercury, total	M7471A CVAA		U		mg/Kg	0.04	0.2	08/11/08 16:15	jws
Molybdenum, total (3050)	M6010B ICP	304			mg/Kg	1	5	08/15/08 2:29	aeh
Nickel, total (3050)	M6010B ICP	6		*	mg/Kg	1	5	08/15/08 2:29	aeh
Selenium, total (3050)	M6020 ICP-MS	1.44		*	mg/Kg	0.05	0.3	08/13/08 20:48	rac
Thallium, total (3050)	M6020 ICP-MS	0.28	B	*	mg/Kg	0.05	0.3	08/13/08 20:48	rac
Uranium, total (3050)	M6020 ICP-MS	2.92		*	mg/Kg	0.05	0.3	08/13/08 20:48	rac
Zinc, total (3050)	M6010B ICP	83			mg/Kg	1	5	08/15/08 2:29	aeh

Soil Analysis

Parameter	EPA Method	Result	Qual	XQ	Units	MDL	PQL	Date	Analyst
Solids, Percent	CLPSOW390, PART F, D-98	96.6		*	%	0.1	0.5	07/31/08 4:30	brd

Soil Preparation

Parameter	EPA Method	Result	Qual	XQ	Units	MDL	PQL	Date	Analyst
Air Dry at 34 Degrees C	USDA No. 1, 1972			*				07/30/08 23:27	brd
Digestion - Hot Plate	M3050B ICP-MS			*				08/11/08 12:55	mjc
Sieve-2000 um (2.0mm)	ASA No.9, 15-4.2.2			*				08/05/08 13:01	lwt/brd

Arizona license number: AZ0102

EC 8/27/08

** Please refer to Qualifier Reports for details.*

ACZ Laboratories, Inc.
2773 Downhill Drive Steamboat Springs, CO 80487 (800) 334-5493

Inorganic Analytical Results

FMI Gold & Copper - Sierrita
Project ID: OJ07R9
Sample ID: OD-JS-02-1-3

ACZ Sample ID: ***L70819-08***
Date Sampled: *07/29/08 09:57*
Date Received: *07/30/08*
Sample Matrix: *Soil*

Metals Analysis

Parameter	EPA Method	Result	Qual	XQ	Units	MDL	PQL	Date	Analyst
Antimony, total (3050)	M6020 ICP-MS		U	*	mg/Kg	0.2	1	08/13/08 20:55	rac
Arsenic, total (3050)	M6020 ICP-MS	1.4			mg/Kg	0.3	0.5	08/13/08 20:55	rac
Barium, total (3050)	M6010B ICP	170		*	mg/Kg	0.3	2	08/15/08 2:33	aeh
Beryllium, total (3050)	M6010B ICP	0.5	B		mg/Kg	0.2	1	08/15/08 14:21	aeh
Cadmium, total (3050)	M6010B ICP		U		mg/Kg	0.5	2	08/15/08 2:33	aeh
Chromium, total (3050)	M6010B ICP	9			mg/Kg	1	5	08/15/08 2:33	aeh
Cobalt, total (3050)	M6010B ICP	13		*	mg/Kg	1	5	08/15/08 2:33	aeh
Copper, total (3050)	M6010B ICP	1310		*	mg/Kg	1	5	08/15/08 2:33	aeh
Lead, total (3050)	M6020 ICP-MS	4.43			mg/Kg	0.05	0.3	08/13/08 20:55	rac
Manganese, total (3050)	M6010B ICP	391		*	mg/Kg	0.5	3	08/15/08 14:21	aeh
Mercury, total	M7471A CVAA		U		mg/Kg	0.04	0.2	08/11/08 16:17	jws
Molybdenum, total (3050)	M6010B ICP	9			mg/Kg	1	5	08/15/08 2:33	aeh
Nickel, total (3050)	M6010B ICP	9		*	mg/Kg	1	5	08/15/08 2:33	aeh
Selenium, total (3050)	M6020 ICP-MS	0.11	B	*	mg/Kg	0.05	0.3	08/13/08 20:55	rac
Thallium, total (3050)	M6020 ICP-MS	0.32		*	mg/Kg	0.05	0.3	08/13/08 20:55	rac
Uranium, total (3050)	M6020 ICP-MS	3.68		*	mg/Kg	0.05	0.3	08/13/08 20:55	rac
Zinc, total (3050)	M6010B ICP	89			mg/Kg	1	5	08/15/08 2:33	aeh

Soil Analysis

Parameter	EPA Method	Result	Qual	XQ	Units	MDL	PQL	Date	Analyst
Solids, Percent	CLPSOW390, PART F, D-98	95.9		*	%	0.1	0.5	07/31/08 5:11	brd

Soil Preparation

Parameter	EPA Method	Result	Qual	XQ	Units	MDL	PQL	Date	Analyst
Air Dry at 34 Degrees C	USDA No. 1, 1972			*				07/30/08 23:31	brd
Digestion - Hot Plate	M3050B ICP-MS			*				08/11/08 13:12	mjc
Sieve-2000 um (2.0mm)	ASA No.9, 15-4.2.2			*				08/05/08 13:05	lwt/brd

Arizona license number: AZ0102

EE 8/27/08

** Please refer to Qualifier Reports for details.*

ACZ Laboratories, Inc.

2773 Downhill Drive Steamboat Springs, CO 80487 (800) 334-5493

Inorganic Analytical Results

FMI Gold & Copper - Sierrita
Project ID: OJ07R9
Sample ID: OD-JS-02-5-7

ACZ Sample ID: ***L70819-09***
Date Sampled: *07/29/08 10:08*
Date Received: *07/30/08*
Sample Matrix: *Soil*

Metals Analysis

Parameter	EPA Method	Result	Qual	XQ	Units	MDL	PQL	Date	Analyst
Antimony, total (3050)	M6020 ICP-MS		U	*	mg/Kg	0.2	1	08/13/08 21:01	rac
Arsenic, total (3050)	M6020 ICP-MS	0.8			mg/Kg	0.3	0.5	08/13/08 21:01	rac
Barium, total (3050)	M6010B ICP	139		*	mg/Kg	0.3	2	08/15/08 2:36	aeh
Beryllium, total (3050)	M6010B ICP	0.5	B		mg/Kg	0.2	1	08/15/08 14:24	aeh
Cadmium, total (3050)	M6010B ICP		U		mg/Kg	0.5	2	08/15/08 2:36	aeh
Chromium, total (3050)	M6010B ICP	9			mg/Kg	1	5	08/15/08 2:36	aeh
Cobalt, total (3050)	M6010B ICP	11		*	mg/Kg	1	5	08/15/08 2:36	aeh
Copper, total (3050)	M6010B ICP	110		*	mg/Kg	1	5	08/15/08 2:36	aeh
Lead, total (3050)	M6020 ICP-MS	2.12			mg/Kg	0.05	0.3	08/13/08 21:01	rac
Manganese, total (3050)	M6010B ICP	378		*	mg/Kg	0.5	3	08/15/08 14:24	aeh
Mercury, total	M7471A CVAA		U		mg/Kg	0.04	0.2	08/11/08 16:19	jws
Molybdenum, total (3050)	M6010B ICP	8			mg/Kg	1	5	08/15/08 2:36	aeh
Nickel, total (3050)	M6010B ICP	9		*	mg/Kg	1	5	08/15/08 2:36	aeh
Selenium, total (3050)	M6020 ICP-MS	0.71		*	mg/Kg	0.05	0.3	08/13/08 21:01	rac
Thallium, total (3050)	M6020 ICP-MS	0.35		*	mg/Kg	0.05	0.3	08/13/08 21:01	rac
Uranium, total (3050)	M6020 ICP-MS	7.34		*	mg/Kg	0.05	0.3	08/13/08 21:01	rac
Zinc, total (3050)	M6010B ICP	45			mg/Kg	1	5	08/15/08 2:36	aeh

Soil Analysis

Parameter	EPA Method	Result	Qual	XQ	Units	MDL	PQL	Date	Analyst
Solids, Percent	CLPSOW390, PART F, D-98	96.5		*	%	0.1	0.5	07/31/08 5:52	brd

Soil Preparation

Parameter	EPA Method	Result	Qual	XQ	Units	MDL	PQL	Date	Analyst
Air Dry at 34 Degrees C	USDA No. 1, 1972			*				07/30/08 23:35	brd
Digestion - Hot Plate	M3050B ICP-MS			*				08/11/08 13:29	mjc
Sieve-2000 um (2.0mm)	ASA No.9, 15-4.2.2			*				08/05/08 13:08	lwt/brd

Arizona license number: AZ0102

EC 8/27/08

** Please refer to Qualifier Reports for details.*

ACZ Laboratories, Inc.

2773 Downhill Drive Steamboat Springs, CO 80487 (800) 334-5493

Inorganic Analytical Results

FMI Gold & Copper - Sierrita
Project ID: OJ07R9
Sample ID: EM-C22-0-1

ACZ Sample ID: ***L70819-10***
Date Sampled: *07/29/08 12:18*
Date Received: *07/30/08*
Sample Matrix: *Soil*

Metals Analysis

Parameter	EPA Method	Result	Qual	XQ	Units	MDL	PQL	Date	Analyst
Antimony, total (3050)	M6020 ICP-MS	2.0		*	mg/Kg	0.2	1	08/13/08 21:08	rac
Arsenic, total (3050)	M6020 ICP-MS	13.9			mg/Kg	0.3	0.5	08/13/08 21:08	rac
Barium, total (3050)	M6010B ICP	82.7		*	mg/Kg	0.3	2	08/15/08 2:40	aeh
Beryllium, total (3050)	M6010B ICP	0.5	B		mg/Kg	0.2	1	08/15/08 14:28	aeh
Cadmium, total (3050)	M6010B ICP	0.8	B		mg/Kg	0.5	2	08/15/08 2:40	aeh
Chromium, total (3050)	M6010B ICP	19			mg/Kg	1	5	08/15/08 2:40	aeh
Cobalt, total (3050)	M6010B ICP	16		*	mg/Kg	1	5	08/15/08 2:40	aeh
Copper, total (3050)	M6010B ICP	5480		*	mg/Kg	1	5	08/15/08 2:40	aeh
Lead, total (3050)	M6020 ICP-MS	85.20			mg/Kg	0.05	0.3	08/13/08 21:08	rac
Manganese, total (3050)	M6010B ICP	323		*	mg/Kg	0.5	3	08/15/08 14:28	aeh
Mercury, total	M7471A CVAA	0.20	B		mg/Kg	0.04	0.2	08/11/08 16:21	jws
Molybdenum, total (3050)	M6010B ICP	4800			mg/Kg	1	5	08/15/08 2:40	aeh
Nickel, total (3050)	M6010B ICP	5		*	mg/Kg	1	5	08/15/08 2:40	aeh
Selenium, total (3050)	M6020 ICP-MS	7.25		*	mg/Kg	0.05	0.3	08/13/08 21:08	rac
Thallium, total (3050)	M6020 ICP-MS	0.21	B	*	mg/Kg	0.05	0.3	08/13/08 21:08	rac
Uranium, total (3050)	M6020 ICP-MS	4.74		*	mg/Kg	0.05	0.3	08/13/08 21:08	rac
Zinc, total (3050)	M6010B ICP	332			mg/Kg	1	5	08/15/08 2:40	aeh

Soil Analysis

Parameter	EPA Method	Result	Qual	XQ	Units	MDL	PQL	Date	Analyst
Solids, Percent	CLPSOW390, PART F, D-98	95.0		*	%	0.1	0.5	07/31/08 6:33	brd

Soil Preparation

Parameter	EPA Method	Result	Qual	XQ	Units	MDL	PQL	Date	Analyst
Air Dry at 34 Degrees C	USDA No. 1, 1972			*				07/30/08 23:39	brd
Digestion - Hot Plate	M3050B ICP-MS			*				08/11/08 13:47	mjc
Sieve-2000 um (2.0mm)	ASA No.9, 15-4.2.2			*				08/05/08 13:12	lwt/brd

Arizona license number: AZ0102

ER 8/27/08

** Please refer to Qualifier Reports for details.*

ACZ Laboratories, Inc.

2773 Downhill Drive Steamboat Springs, CO 80487 (800) 334-5493

Inorganic Analytical Results

FMI Gold & Copper - Sierrita
Project ID: OJ07R9
Sample ID: EM-C22-1-3

ACZ Sample ID: ***L70819-11***
Date Sampled: *07/29/08 12:18*
Date Received: *07/30/08*
Sample Matrix: *Soil*

Metals Analysis

Parameter	EPA Method	Result	Qual	XQ	Units	MDL	PQL	Date	Analyst
Antimony, total (3050)	M6020 ICP-MS	0.5	B	*	mg/Kg	0.2	1	08/13/08 21:14	rac
Arsenic, total (3050)	M6020 ICP-MS	5.1			mg/Kg	0.3	0.5	08/13/08 21:14	rac
Barium, total (3050)	M6010B ICP	161		*	mg/Kg	0.3	2	08/15/08 2:43	aeh
Beryllium, total (3050)	M6010B ICP	0.5	B		mg/Kg	0.2	1	08/15/08 14:31	aeh
Cadmium, total (3050)	M6010B ICP		U		mg/Kg	0.5	2	08/15/08 2:43	aeh
Chromium, total (3050)	M6010B ICP	13			mg/Kg	1	5	08/15/08 2:43	aeh
Cobalt, total (3050)	M6010B ICP	13		*	mg/Kg	1	5	08/15/08 2:43	aeh
Copper, total (3050)	M6010B ICP	1120		*	mg/Kg	1	5	08/15/08 2:43	aeh
Lead, total (3050)	M6020 ICP-MS	12.10			mg/Kg	0.05	0.3	08/13/08 21:14	rac
Manganese, total (3050)	M6010B ICP	378		*	mg/Kg	0.5	3	08/15/08 14:31	aeh
Mercury, total	M7471A CVAA		U		mg/Kg	0.04	0.2	08/11/08 16:24	jws
Molybdenum, total (3050)	M6010B ICP	270			mg/Kg	1	5	08/15/08 2:43	aeh
Nickel, total (3050)	M6010B ICP	9		*	mg/Kg	1	5	08/15/08 2:43	aeh
Selenium, total (3050)	M6020 ICP-MS	0.28	B	*	mg/Kg	0.05	0.3	08/13/08 21:14	rac
Thallium, total (3050)	M6020 ICP-MS	0.25	B	*	mg/Kg	0.05	0.3	08/13/08 21:14	rac
Uranium, total (3050)	M6020 ICP-MS	3.37		*	mg/Kg	0.05	0.3	08/13/08 21:14	rac
Zinc, total (3050)	M6010B ICP	122			mg/Kg	1	5	08/15/08 2:43	aeh

Soil Analysis

Parameter	EPA Method	Result	Qual	XQ	Units	MDL	PQL	Date	Analyst
Solids, Percent	CLPSOW390, PART F, D-98	96.6		*	%	0.1	0.5	07/31/08 7:15	brd

Soil Preparation

Parameter	EPA Method	Result	Qual	XQ	Units	MDL	PQL	Date	Analyst
Air Dry at 34 Degrees C	USDA No. 1, 1972			*				07/30/08 23:43	brd
Digestion - Hot Plate	M3050B ICP-MS			*				08/11/08 14:04	mjc
Sieve-2000 um (2.0mm)	ASA No.9, 15-4.2.2			*				08/05/08 13:16	lwt/brd

Arizona license number: AZ0102

EE 8/27/08

** Please refer to Qualifier Reports for details.*

ACZ Laboratories, Inc.
2773 Downhill Drive Steamboat Springs, CO 80487 (800) 334-5493

Inorganic Analytical Results

FMI Gold & Copper - Sierrita
Project ID: OJ07R9
Sample ID: EM-C22-5-7

ACZ Sample ID: ***L70819-12***
Date Sampled: *07/29/08 12:23*
Date Received: *07/30/08*
Sample Matrix: *Soil*

Metals Analysis

Parameter	EPA Method	Result	Qual	XQ	Units	MDL	PQL	Date	Analyst
Antimony, total (3050)	M6020 ICP-MS		U	*	mg/Kg	0.2	1	08/13/08 21:21	rac
Arsenic, total (3050)	M6020 ICP-MS	2.2			mg/Kg	0.3	0.5	08/13/08 21:21	rac
Barium, total (3050)	M6010B ICP	234		*	mg/Kg	0.3	2	08/15/08 2:47	aeh
Beryllium, total (3050)	M6010B ICP	0.5	B		mg/Kg	0.2	1	08/15/08 14:41	aeh
Cadmium, total (3050)	M6010B ICP		U		mg/Kg	0.5	2	08/15/08 2:47	aeh
Chromium, total (3050)	M6010B ICP	10			mg/Kg	1	5	08/15/08 2:47	aeh
Cobalt, total (3050)	M6010B ICP	14		*	mg/Kg	1	5	08/15/08 2:47	aeh
Copper, total (3050)	M6010B ICP	739		*	mg/Kg	1	5	08/15/08 2:47	aeh
Lead, total (3050)	M6020 ICP-MS	5.13			mg/Kg	0.05	0.3	08/13/08 21:21	rac
Manganese, total (3050)	M6010B ICP	370		*	mg/Kg	0.5	3	08/15/08 14:41	aeh
Mercury, total	M7471A CVAA		U		mg/Kg	0.04	0.2	08/11/08 16:26	jws
Molybdenum, total (3050)	M6010B ICP	5			mg/Kg	1	5	08/15/08 2:47	aeh
Nickel, total (3050)	M6010B ICP	8		*	mg/Kg	1	5	08/15/08 2:47	aeh
Selenium, total (3050)	M6020 ICP-MS	0.15	B	*	mg/Kg	0.05	0.3	08/13/08 21:21	rac
Thallium, total (3050)	M6020 ICP-MS	0.26	B	*	mg/Kg	0.05	0.3	08/13/08 21:21	rac
Uranium, total (3050)	M6020 ICP-MS	2.45		*	mg/Kg	0.05	0.3	08/13/08 21:21	rac
Zinc, total (3050)	M6010B ICP	85			mg/Kg	1	5	08/15/08 2:47	aeh

Soil Analysis

Parameter	EPA Method	Result	Qual	XQ	Units	MDL	PQL	Date	Analyst
Solids, Percent	CLPSOW390, PART F, D-98	95.0		*	%	0.1	0.5	07/31/08 7:56	brd

Soil Preparation

Parameter	EPA Method	Result	Qual	XQ	Units	MDL	PQL	Date	Analyst
Air Dry at 34 Degrees C	USDA No. 1, 1972			*				07/30/08 23:47	brd
Digestion - Hot Plate	M3050B ICP-MS			*				08/11/08 14:21	mjc
Sieve-2000 um (2.0mm)	ASA No.9, 15-4.2.2			*				08/05/08 13:19	lwt/brd

Arizona license number: AZ0102

EC 8/27/08

** Please refer to Qualifier Reports for details.*

ACZ Laboratories, Inc.

2773 Downhill Drive Steamboat Springs, CO 80487 (800) 334-5493

Inorganic Analytical Results

FMI Gold & Copper - Sierrita
Project ID: OJ07R9
Sample ID: EM-E24-0-1

ACZ Sample ID: ***L70819-13***
Date Sampled: *07/29/08 13:21*
Date Received: *07/30/08*
Sample Matrix: *Soil*

Metals Analysis

Parameter	EPA Method	Result	Qual	XQ	Units	MDL	PQL	Date	Analyst
Antimony, total (3050)	M6020 ICP-MS	0.6	B	*	mg/Kg	0.2	1	08/13/08 21:27	rac
Arsenic, total (3050)	M6020 ICP-MS	5.0			mg/Kg	0.3	0.5	08/13/08 21:27	rac
Barium, total (3050)	M6010B ICP	149		*	mg/Kg	0.3	2	08/15/08 2:50	aeh
Beryllium, total (3050)	M6010B ICP	0.8	B		mg/Kg	0.2	1	08/15/08 14:44	aeh
Cadmium, total (3050)	M6010B ICP		U		mg/Kg	0.5	2	08/15/08 2:50	aeh
Chromium, total (3050)	M6010B ICP	10			mg/Kg	1	5	08/15/08 2:50	aeh
Cobalt, total (3050)	M6010B ICP	9		*	mg/Kg	1	5	08/15/08 2:50	aeh
Copper, total (3050)	M6010B ICP	2270		*	mg/Kg	1	5	08/15/08 2:50	aeh
Lead, total (3050)	M6020 ICP-MS	26.50			mg/Kg	0.05	0.3	08/13/08 21:27	rac
Manganese, total (3050)	M6010B ICP	364		*	mg/Kg	0.5	3	08/15/08 14:44	aeh
Mercury, total	M7471A CVAA	0.04	B		mg/Kg	0.04	0.2	08/11/08 16:28	jws
Molybdenum, total (3050)	M6010B ICP	234			mg/Kg	1	5	08/15/08 2:50	aeh
Nickel, total (3050)	M6010B ICP	2	B	*	mg/Kg	1	5	08/15/08 2:50	aeh
Selenium, total (3050)	M6020 ICP-MS	1.65		*	mg/Kg	0.05	0.3	08/13/08 21:27	rac
Thallium, total (3050)	M6020 ICP-MS	0.18	B	*	mg/Kg	0.05	0.3	08/13/08 21:27	rac
Uranium, total (3050)	M6020 ICP-MS	4.05		*	mg/Kg	0.05	0.3	08/13/08 21:27	rac
Zinc, total (3050)	M6010B ICP	132			mg/Kg	1	5	08/15/08 2:50	aeh

Soil Analysis

Parameter	EPA Method	Result	Qual	XQ	Units	MDL	PQL	Date	Analyst
Solids, Percent	CLPSOW390, PART F, D-98	95.0		*	%	0.1	0.5	07/31/08 8:37	brd

Soil Preparation

Parameter	EPA Method	Result	Qual	XQ	Units	MDL	PQL	Date	Analyst
Air Dry at 34 Degrees C	USDA No. 1, 1972			*				07/30/08 23:51	brd
Digestion - Hot Plate	M3050B ICP-MS			*				08/11/08 14:39	mjc
Sieve-2000 um (2.0mm)	ASA No.9, 15-4.2.2			*				08/05/08 13:23	lwt/brd

Arizona license number: AZ0102

EC 8/27/08

** Please refer to Qualifier Reports for details.*

ACZ Laboratories, Inc.

2773 Downhill Drive Steamboat Springs, CO 80487 (800) 334-5493

Inorganic Analytical Results

FMI Gold & Copper - Sierrita
Project ID: OJ07R9
Sample ID: EM-E24-1-3

ACZ Sample ID: ***L70819-14***
Date Sampled: *07/29/08 13:21*
Date Received: *07/30/08*
Sample Matrix: *Soil*

Metals Analysis

Parameter	EPA Method	Result	Qual	XQ	Units	MDL	PQL	Date	Analyst
Antimony, total (3050)	M6020 ICP-MS	1.0		*	mg/Kg	0.2	1	08/13/08 21:47	rac
Arsenic, total (3050)	M6020 ICP-MS	7.6			mg/Kg	0.3	0.5	08/13/08 21:47	rac
Barium, total (3050)	M6010B ICP	116		*	mg/Kg	0.3	2	08/15/08 2:54	aeh
Beryllium, total (3050)	M6010B ICP	0.9	B		mg/Kg	0.2	1	08/15/08 14:48	aeh
Cadmium, total (3050)	M6010B ICP		U		mg/Kg	0.5	2	08/15/08 2:54	aeh
Chromium, total (3050)	M6010B ICP	11			mg/Kg	1	5	08/15/08 2:54	aeh
Cobalt, total (3050)	M6010B ICP	10		*	mg/Kg	1	5	08/15/08 2:54	aeh
Copper, total (3050)	M6010B ICP	2470		*	mg/Kg	1	5	08/15/08 2:54	aeh
Lead, total (3050)	M6020 ICP-MS	47.90			mg/Kg	0.05	0.3	08/13/08 21:47	rac
Manganese, total (3050)	M6010B ICP	369		*	mg/Kg	0.5	3	08/15/08 14:48	aeh
Mercury, total	M7471A CVAA		U		mg/Kg	0.04	0.2	08/11/08 16:30	jws
Molybdenum, total (3050)	M6010B ICP	362			mg/Kg	1	5	08/15/08 2:54	aeh
Nickel, total (3050)	M6010B ICP	3	B	*	mg/Kg	1	5	08/15/08 2:54	aeh
Selenium, total (3050)	M6020 ICP-MS	2.42		*	mg/Kg	0.05	0.3	08/13/08 21:47	rac
Thallium, total (3050)	M6020 ICP-MS	0.22	B	*	mg/Kg	0.05	0.3	08/13/08 21:47	rac
Uranium, total (3050)	M6020 ICP-MS	5.32		*	mg/Kg	0.05	0.3	08/13/08 21:47	rac
Zinc, total (3050)	M6010B ICP	159			mg/Kg	1	5	08/15/08 2:54	aeh

Soil Analysis

Parameter	EPA Method	Result	Qual	XQ	Units	MDL	PQL	Date	Analyst
Solids, Percent	CLPSOW390, PART F, D-98	94.1		*	%	0.1	0.5	07/31/08 9:18	brd

Soil Preparation

Parameter	EPA Method	Result	Qual	XQ	Units	MDL	PQL	Date	Analyst
Air Dry at 34 Degrees C	USDA No. 1, 1972			*				07/30/08 23:55	brd
Digestion - Hot Plate	M3050B ICP-MS			*				08/11/08 14:56	mjc
Sieve-2000 um (2.0mm)	ASA No.9, 15-4.2.2			*				08/05/08 13:26	lwt/brd

Arizona license number: AZ0102

EQ 8/27/08

** Please refer to Qualifier Reports for details.*

ACZ Laboratories, Inc.

2773 Downhill Drive Steamboat Springs, CO 80487 (800) 334-5493

Inorganic Analytical Results

FMI Gold & Copper - Sierrita
Project ID: OJ07R9
Sample ID: EM-E24-5-7

ACZ Sample ID: ***L70819-15***
Date Sampled: *07/29/08 13:27*
Date Received: *07/30/08*
Sample Matrix: *Soil*

Metals Analysis

Parameter	EPA Method	Result	Qual	XQ	Units	MDL	PQL	Date	Analyst
Antimony, total (3050)	M6020 ICP-MS	0.2	B	*	mg/Kg	0.2	1	08/13/08 21:54	rac
Arsenic, total (3050)	M6020 ICP-MS	2.2			mg/Kg	0.3	0.5	08/13/08 21:54	rac
Barium, total (3050)	M6010B ICP	198		*	mg/Kg	0.3	2	08/15/08 3:04	aeh
Beryllium, total (3050)	M6010B ICP	0.6	B		mg/Kg	0.2	1	08/15/08 14:51	aeh
Cadmium, total (3050)	M6010B ICP		U		mg/Kg	0.5	2	08/15/08 3:04	aeh
Chromium, total (3050)	M6010B ICP	12			mg/Kg	1	5	08/15/08 3:04	aeh
Cobalt, total (3050)	M6010B ICP	14		*	mg/Kg	1	5	08/15/08 3:04	aeh
Copper, total (3050)	M6010B ICP	364		*	mg/Kg	1	5	08/15/08 3:04	aeh
Lead, total (3050)	M6020 ICP-MS	13.10			mg/Kg	0.05	0.3	08/13/08 21:54	rac
Manganese, total (3050)	M6010B ICP	434		*	mg/Kg	0.5	3	08/15/08 14:51	aeh
Mercury, total	M7471A CVAA		U		mg/Kg	0.04	0.2	08/11/08 16:32	jws
Molybdenum, total (3050)	M6010B ICP	57			mg/Kg	1	5	08/15/08 3:04	aeh
Nickel, total (3050)	M6010B ICP	10		*	mg/Kg	1	5	08/15/08 3:04	aeh
Selenium, total (3050)	M6020 ICP-MS	0.32		*	mg/Kg	0.05	0.3	08/13/08 21:54	rac
Thallium, total (3050)	M6020 ICP-MS	0.38		*	mg/Kg	0.05	0.3	08/13/08 21:54	rac
Uranium, total (3050)	M6020 ICP-MS	4.07		*	mg/Kg	0.05	0.3	08/13/08 21:54	rac
Zinc, total (3050)	M6010B ICP	68			mg/Kg	1	5	08/15/08 3:04	aeh

Soil Analysis

Parameter	EPA Method	Result	Qual	XQ	Units	MDL	PQL	Date	Analyst
Solids, Percent	CLPSOW390, PART F, D-98	96.4		*	%	0.1	0.5	07/31/08 10:00	brd

Soil Preparation

Parameter	EPA Method	Result	Qual	XQ	Units	MDL	PQL	Date	Analyst
Air Dry at 34 Degrees C	USDA No. 1, 1972			*				07/30/08 23:59	brd
Digestion - Hot Plate	M3050B ICP-MS			*				08/11/08 15:13	mjc
Sieve-2000 um (2.0mm)	ASA No.9, 15-4.2.2			*				08/05/08 13:30	lwt/brd

Arizona license number: AZ0102

EQ 8/27/08

** Please refer to Qualifier Reports for details.*

SIERRITA
DATA REVIEW SUMMARY

Data Package Number: L70909 Sampling Event: July 23rd & 28th, 2008
Sample-specific Parameter Review? **Yes** Laboratory Performance Parameters? **No**
Data Reviewer: Liz Kraak Date Completed: 09/16/08
Peer Reviewer: Geoff Webb Date Completed: 09/17/08

This report summarizes the verification of analytical data for 6 soil samples. The soil samples were analyzed for total metals by Method 6020, Method 6010, and Method 7471A. ACZ Laboratories, Inc. of Steamboat Springs, Colorado performed the analyses. ACZ operates under laboratory licensure number AZ0102.

The data review was conducted in accordance with the criteria specified in the Draft Addendum – Quality Assurance Project Plan Sierrita Mine Green Valley, Arizona (April 2008). Independent review flags were assigned as required by Appendix E in the QAPP. The table below summarizes the samples and analyses presented in these data packages.

Field ID	Sample Type	Lab ID	Matrix	Analyses
				Total Metals
EM-H22-0-1	SA	L70909-01	S	X[m]
EM-H22-1-3	SA	L70909-02	S	X
EM-H22-5-7	SA	L70909-03	S	X
EM-K24-0-1	SA	L70909-04	S	X
EM-K24-1-3	SA	L70909-05	S	X
EM-K24-5-7	SA	L70909-06	S	X

Matrix: S = Soil QC Type: SA = Sample m = Matrix spike and/ or matrix spike duplicate.
--- = Not sampled for this parameter
Total Metals = Antimony, Arsenic, Lead, Selenium, Thallium, and Uranium (6020); Barium, Beryllium, Cadmium, Chromium, Cobalt, Copper, Manganese, Molybdenum, Nickel, and Zinc (6010); Mercury (7471A)

General Overall Assessment (Flags applied per ADEQ data qualifying process and QAPP guidance):

____ Data are usable without qualification.

_X_ Data are usable with qualification (noted below).

____ Some or all data are unusable for any purpose (detailed below).

Case Narrative Summary: Except as noted below, any of the issues noted in the laboratory case narrative potentially affecting data quality are addressed in the appropriate sections in the table below. Results reported between the MDL and RL were flagged with a B by the laboratory. No additional qualifiers were added during data review for those results reported between the MDL and RL.

Review Parameter	Criteria Met?	Comments
Sample-specific Parameters	Complete with "Yes", "No", or "Not Applicable (N/A)".	For each "No" response, list what was out, associated acceptance limits, all qualified data, and bias direction or reference associated table with pertinent details.
COC & Sample Receipt	Yes	Samples were received intact and the cooler temperature was 4.1°C upon arrival at the laboratory, which met the criterion of ≤6°C. Qualification of data was not necessary. The percent solid is performed on the soil samples as received and this percent solid is reported on the result form. For the metals analysis, the soil samples are dried prior to sample preparation. Another percent solid is performed on the air dried sample to use as a correction factor for the sample result after analysis. This correction factor is also applied to the MDL and RL, but because the percent solid is performed on the air dried sample this correction factor is small. Therefore, the MDL and RLs are the same from sample to sample. The sample and results are reported on a dry weight basis. Samples were not air dried for the mercury analysis. The mercury samples were prepared as received and dry weight corrected.
Holding Times	Yes	
Method Blanks Calibration Blanks	No	With the exceptions noted in Table 1, target analytes were not detected in the method blanks or continuing calibration blanks.
Matrix QC • MS/MSD EM-H22-0-1 (Barium, Beryllium, Cadmium, Chromium, Cobalt, Copper, Manganese, Molybdenum, Nickel, Zinc) • LD EM-H22-0-1 (Percent Solids)	No	With the exceptions noted in Table 2 below, the recoveries and RPDs for the matrix spike (MS) and matrix spike duplicate (MSD) analyses were within the laboratory-determined acceptance range. The MS/MSD recoveries for sample EM-H22-0-1 could not be evaluated for copper, molybdenum, and zinc because the results in the native sample were greater than four times the concentration of the spike added during digestion. Since the sample concentrations are so much greater than the spike added, the MS/MSD recoveries are not considered to be a representative measure of accuracy. Further action or qualification was not necessary. The agreement between parent sample results and the lab duplicate sample results was evaluated for percent solids. All of the results met the evaluation criteria.
Method QC • Serial Dilution N/A • Internal Standards	N/A	
	Yes	**Internal Standards** All internal standards were within the laboratory-determined acceptance limits. Data qualification was not required.
Field QC • Rinsate Blank N/A • Field Duplicate N/A • Field Blank N/A	N/A	
Laboratory Control Sample/ Laboratory Control Sample Duplicate (LCS/LCSD)	Yes	All LCS and LCSD percent recoveries and RPDs were within laboratory-determined acceptance limits. Data qualification was not required.
Elevated RLs without associated non-detect results	Yes	
Package Completeness	Yes	
Other Parameters	N/A	

Table 1: Blank Contamination and Resultant Data Qualification

Analyte	Blank	Concentration	Qualification
Cobalt	MB	1 mg/Kg	None. Blank contamination was less than the method reporting limit. Therefore, as the blank contamination was reported at a concentration <2.2x the analyte MDL, no qualification of data was required.
Lead	MB	0.064 mg/Kg	

MB = Method Blank mg/Kg = Milligrams per Kilogram MDL = Method Detection Limit

Table 2: MS/MSD Recovery Outliers and Resultant Qualification

Sample	Analyte	%Rs (Limits)	Qualification
EM-H22-0-1	Barium	**41.9**/ **47.7** (75-125)	As the potential bias was considered to be low, the barium result for sample EM-H22-0-1 was flagged with a M2.

%R = Percent Recovery M2 = Matrix spike recovery was low; the associated blank spike recovery was acceptable.

ACZ Laboratories, Inc.

2773 Downhill Drive Steamboat Springs, CO 80487 (800) 334-5493

Inorganic Analytical Results

FMI Gold & Copper - Sierrita
Project ID: OJ07R9
Sample ID: EM-H22-0-1

ACZ Sample ID: ***L70909-01***
Date Sampled: *07/30/08 09:37*
Date Received: *08/01/08*
Sample Matrix: *Soil*

Metals Analysis

Parameter	EPA Method	Result	Qual	XQ	Units	MDL	PQL	Date	Analyst
Antimony, total (3050)	M6020 ICP-MS	3.7		*	mg/Kg	0.2	1	08/22/08 11:26	erf/rac
Arsenic, total (3050)	M6020 ICP-MS	11.7			mg/Kg	0.3	0.5	08/28/08 0:53	rac
Barium, total (3050)	M6010B ICP	115		*	mg/Kg	0.3	2	08/21/08 2:52	ear/aeh M2
Beryllium, total (3050)	M6010B ICP	0.5	B		mg/Kg	0.2	1	08/21/08 2:52	ear/aeh
Cadmium, total (3050)	M6010B ICP	1.6	B		mg/Kg	0.5	2	08/21/08 2:52	ear/aeh
Chromium, total (3050)	M6010B ICP	8			mg/Kg	1	5	08/21/08 2:52	ear/aeh
Cobalt, total (3050)	M6010B ICP	10		*	mg/Kg	1	5	08/21/08 2:52	ear/aeh
Copper, total (3050)	M6010B ICP	10000		*	mg/Kg	1	5	08/21/08 2:52	ear/aeh
Lead, total (3050)	M6020 ICP-MS	91.30		*	mg/Kg	0.05	0.3	08/22/08 11:26	erf/rac
Manganese, total (3050)	M6010B ICP	294		*	mg/Kg	0.5	3	08/21/08 2:52	ear/aeh
Mercury, total	M7471A CVAA	0.05	B		mg/Kg	0.04	0.2	08/11/08 17:34	jws
Molybdenum, total (3050)	M6010B ICP	821		*	mg/Kg	1	5	08/21/08 2:52	ear/aeh
Nickel, total (3050)	M6010B ICP	7		*	mg/Kg	1	5	08/21/08 2:52	ear/aeh
Selenium, total (3050)	M6020 ICP-MS	4.53			mg/Kg	0.05	0.3	08/28/08 0:53	rac
Thallium, total (3050)	M6020 ICP-MS	0.42		*	mg/Kg	0.05	0.3	08/22/08 11:26	erf/rac
Uranium, total (3050)	M6020 ICP-MS	3.34		*	mg/Kg	0.05	0.3	08/22/08 11:26	erf/rac
Zinc, total (3050)	M6010B ICP	293		*	mg/Kg	1	5	08/21/08 2:52	ear/aeh

Soil Analysis

Parameter	EPA Method	Result	Qual	XQ	Units	MDL	PQL	Date	Analyst
Solids, Percent	CLPSOW390, PART F, D-98	92.7		*	%	0.1	0.5	08/06/08 22:03	brd

Soil Preparation

Parameter	EPA Method	Result	Qual	XQ	Units	MDL	PQL	Date	Analyst
Air Dry at 34 Degrees C	USDA No. 1, 1972			*				08/06/08 20:20	brd
Digestion - Hot Plate	M3050B ICP-MS							08/12/08 14:11	mjc/brd
Sieve-2000 um (2.0mm)	ASA No.9, 15-4.2.2			*				08/09/08 3:00	lwt/mjc

Arizona license number: AZ0102

ER 9/16/08

** Please refer to Qualifier Reports for details.*

ACZ Laboratories, Inc.

2773 Downhill Drive Steamboat Springs, CO 80487 (800) 334-5493

Inorganic Analytical Results

FMI Gold & Copper - Sierrita
Project ID: OJ07R9
Sample ID: EM-H22-1-3

ACZ Sample ID: ***L70909-02***
Date Sampled: *07/30/08 09:37*
Date Received: *08/01/08*
Sample Matrix: *Soil*

Metals Analysis

Parameter	EPA Method	Result	Qual	XQ	Units	MDL	PQL	Date	Analyst
Antimony, total (3050)	M6020 ICP-MS	0.4	B	*	mg/Kg	0.2	1	08/22/08 11:32	erf/rac
Arsenic, total (3050)	M6020 ICP-MS	3.7			mg/Kg	0.3	0.5	08/28/08 1:07	rac
Barium, total (3050)	M6010B ICP	70.4		*	mg/Kg	0.3	2	08/21/08 3:14	ear/aeh
Beryllium, total (3050)	M6010B ICP	0.3	B		mg/Kg	0.2	1	08/21/08 3:14	ear/aeh
Cadmium, total (3050)	M6010B ICP	1.0	B		mg/Kg	0.5	2	08/21/08 3:14	ear/aeh
Chromium, total (3050)	M6010B ICP	5			mg/Kg	1	5	08/21/08 3:14	ear/aeh
Cobalt, total (3050)	M6010B ICP	5	B	*	mg/Kg	1	5	08/21/08 3:14	ear/aeh
Copper, total (3050)	M6010B ICP	2330		*	mg/Kg	1	5	08/21/08 3:14	ear/aeh
Lead, total (3050)	M6020 ICP-MS	15.00		*	mg/Kg	0.05	0.3	08/22/08 11:32	erf/rac
Manganese, total (3050)	M6010B ICP	188		*	mg/Kg	0.5	3	08/21/08 3:14	ear/aeh
Mercury, total	M7471A CVAA		U		mg/Kg	0.04	0.2	08/11/08 17:36	jws
Molybdenum, total (3050)	M6010B ICP	118		*	mg/Kg	1	5	08/21/08 3:14	ear/aeh
Nickel, total (3050)	M6010B ICP	7		*	mg/Kg	1	5	08/21/08 3:14	ear/aeh
Selenium, total (3050)	M6020 ICP-MS	1.07			mg/Kg	0.05	0.3	08/28/08 1:07	rac
Thallium, total (3050)	M6020 ICP-MS	0.24	B	*	mg/Kg	0.05	0.3	08/22/08 11:32	erf/rac
Uranium, total (3050)	M6020 ICP-MS	2.30		*	mg/Kg	0.05	0.3	08/22/08 11:32	erf/rac
Zinc, total (3050)	M6010B ICP	181		*	mg/Kg	1	5	08/21/08 3:14	ear/aeh

Soil Analysis

Parameter	EPA Method	Result	Qual	XQ	Units	MDL	PQL	Date	Analyst
Solids, Percent	CLPSOW390, PART F, D-98	95.2		*	%	0.1	0.5	08/07/08 0:09	brd

Soil Preparation

Parameter	EPA Method	Result	Qual	XQ	Units	MDL	PQL	Date	Analyst
Air Dry at 34 Degrees C	USDA No. 1, 1972			*				08/06/08 20:26	brd
Digestion - Hot Plate	M3050B ICP-MS							08/12/08 15:22	mjc/brd
Sieve-2000 um (2.0mm)	ASA No.9, 15-4.2.2			*				08/09/08 4:50	lwt/mjc

Arizona license number: AZ0102

EQ 9/16/08

** Please refer to Qualifier Reports for details.*

ACZ Laboratories, Inc.

2773 Downhill Drive Steamboat Springs, CO 80487 (800) 334-5493

Inorganic Analytical Results

FMI Gold & Copper - Sierrita
Project ID: OJ07R9
Sample ID: EM-H22-5-7

ACZ Sample ID: ***L70909-03***
Date Sampled: *07/31/08 11:55*
Date Received: *08/01/08*
Sample Matrix: *Soil*

Metals Analysis

Parameter	EPA Method	Result	Qual	XQ	Units	MDL	PQL	Date	Analyst
Antimony, total (3050)	M6020 ICP-MS		U	*	mg/Kg	0.2	1	08/22/08 11:39	erf/rac
Arsenic, total (3050)	M6020 ICP-MS	1.1			mg/Kg	0.3	0.5	08/28/08 1:13	rac
Barium, total (3050)	M6010B ICP	199		*	mg/Kg	0.3	2	08/21/08 3:18	ear/aeh
Beryllium, total (3050)	M6010B ICP	0.5	B		mg/Kg	0.2	1	08/21/08 3:18	ear/aeh
Cadmium, total (3050)	M6010B ICP	1.7	B		mg/Kg	0.5	2	08/21/08 3:18	ear/aeh
Chromium, total (3050)	M6010B ICP	6			mg/Kg	1	5	08/21/08 3:18	ear/aeh
Cobalt, total (3050)	M6010B ICP	14		*	mg/Kg	1	5	08/21/08 3:18	ear/aeh
Copper, total (3050)	M6010B ICP	1740		*	mg/Kg	1	5	08/21/08 3:18	ear/aeh
Lead, total (3050)	M6020 ICP-MS	3.75		*	mg/Kg	0.05	0.3	08/22/08 11:39	erf/rac
Manganese, total (3050)	M6010B ICP	594		*	mg/Kg	0.5	3	08/21/08 3:18	ear/aeh
Mercury, total	M7471A CVAA		U		mg/Kg	0.04	0.2	08/11/08 17:38	jws
Molybdenum, total (3050)	M6010B ICP	10		*	mg/Kg	1	5	08/21/08 3:18	ear/aeh
Nickel, total (3050)	M6010B ICP	14		*	mg/Kg	1	5	08/21/08 3:18	ear/aeh
Selenium, total (3050)	M6020 ICP-MS	0.06	B		mg/Kg	0.05	0.3	08/28/08 1:13	rac
Thallium, total (3050)	M6020 ICP-MS	0.51		*	mg/Kg	0.05	0.3	08/22/08 11:39	erf/rac
Uranium, total (3050)	M6020 ICP-MS	3.75		*	mg/Kg	0.05	0.3	08/22/08 11:39	erf/rac
Zinc, total (3050)	M6010B ICP	464		*	mg/Kg	1	5	08/21/08 3:18	ear/aeh

Soil Analysis

Parameter	EPA Method	Result	Qual	XQ	Units	MDL	PQL	Date	Analyst
Solids, Percent	CLPSOW390, PART F, D-98	94.8		*	%	0.1	0.5	08/07/08 1:12	brd

Soil Preparation

Parameter	EPA Method	Result	Qual	XQ	Units	MDL	PQL	Date	Analyst
Air Dry at 34 Degrees C	USDA No. 1, 1972			*				08/06/08 20:32	brd
Digestion - Hot Plate	M3050B ICP-MS							08/12/08 15:46	mjc/brd
Sieve-2000 um (2.0mm)	ASA No.9, 15-4.2.2			*				08/09/08 6:40	lwt/mjc

Arizona license number: AZ0102

ER 9/16/08

** Please refer to Qualifier Reports for details.*

ACZ Laboratories, Inc.
2773 Downhill Drive Steamboat Springs, CO 80487 (800) 334-5493

Inorganic Analytical Results

FMI Gold & Copper - Sierrita
Project ID: OJ07R9
Sample ID: EM-K24-0-1

ACZ Sample ID: ***L70909-04***
Date Sampled: *07/31/08 13:40*
Date Received: *08/01/08*
Sample Matrix: *Soil*

Metals Analysis

Parameter	EPA Method	Result	Qual	XQ	Units	MDL	PQL	Date	Analyst
Antimony, total (3050)	M6020 ICP-MS		U	*	mg/Kg	0.2	1	08/22/08 11:45	erf/rac
Arsenic, total (3050)	M6020 ICP-MS	3.0			mg/Kg	0.3	0.5	08/28/08 1:33	rac
Barium, total (3050)	M6010B ICP	78.7		*	mg/Kg	0.3	2	08/21/08 3:21	ear/aeh
Beryllium, total (3050)	M6010B ICP	0.8	B		mg/Kg	0.2	1	08/21/08 3:21	ear/aeh
Cadmium, total (3050)	M6010B ICP		U		mg/Kg	0.5	2	08/21/08 3:21	ear/aeh
Chromium, total (3050)	M6010B ICP	7			mg/Kg	1	5	08/21/08 3:21	ear/aeh
Cobalt, total (3050)	M6010B ICP	8		*	mg/Kg	1	5	08/21/08 3:21	ear/aeh
Copper, total (3050)	M6010B ICP	629		*	mg/Kg	1	5	08/21/08 3:21	ear/aeh
Lead, total (3050)	M6020 ICP-MS	15.90		*	mg/Kg	0.05	0.3	08/22/08 11:45	erf/rac
Manganese, total (3050)	M6010B ICP	175		*	mg/Kg	0.5	3	08/21/08 3:21	ear/aeh
Mercury, total	M7471A CVAA		U		mg/Kg	0.04	0.2	08/11/08 17:41	jws
Molybdenum, total (3050)	M6010B ICP	66		*	mg/Kg	1	5	08/21/08 3:21	ear/aeh
Nickel, total (3050)	M6010B ICP	6		*	mg/Kg	1	5	08/21/08 3:21	ear/aeh
Selenium, total (3050)	M6020 ICP-MS	0.52			mg/Kg	0.05	0.3	08/28/08 1:33	rac
Thallium, total (3050)	M6020 ICP-MS	0.28	B	*	mg/Kg	0.05	0.3	08/22/08 11:45	erf/rac
Uranium, total (3050)	M6020 ICP-MS	2.50		*	mg/Kg	0.05	0.3	08/22/08 11:45	erf/rac
Zinc, total (3050)	M6010B ICP	46		*	mg/Kg	1	5	08/21/08 3:21	ear/aeh

Soil Analysis

Parameter	EPA Method	Result	Qual	XQ	Units	MDL	PQL	Date	Analyst
Solids, Percent	CLPSOW390, PART F, D-98	95.7		*	%	0.1	0.5	08/07/08 2:15	brd

Soil Preparation

Parameter	EPA Method	Result	Qual	XQ	Units	MDL	PQL	Date	Analyst
Air Dry at 34 Degrees C	USDA No. 1, 1972			*				08/06/08 20:38	brd
Digestion - Hot Plate	M3050B ICP-MS							08/12/08 16:10	mjc/brd
Sieve-2000 um (2.0mm)	ASA No.9, 15-4.2.2			*				08/09/08 8:30	lwt/mjc

Arizona license number: AZ0102

ER 9/16/08

** Please refer to Qualifier Reports for details.*

ACZ Laboratories, Inc.

2773 Downhill Drive Steamboat Springs, CO 80487 (800) 334-5493

Inorganic Analytical Results

FMI Gold & Copper - Sierrita
Project ID: OJ07R9
Sample ID: EM-K24-1-3

ACZ Sample ID: ***L70909-05***
Date Sampled: *07/31/08 13:40*
Date Received: *08/01/08*
Sample Matrix: *Soil*

Metals Analysis

Parameter	EPA Method	Result	Qual	XQ	Units	MDL	PQL	Date	Analyst
Antimony, total (3050)	M6020 ICP-MS	0.2	B	*	mg/Kg	0.2	1	08/22/08 12:04	erf/rac
Arsenic, total (3050)	M6020 ICP-MS	2.5			mg/Kg	0.3	0.5	08/28/08 1:40	rac
Barium, total (3050)	M6010B ICP	79.4		*	mg/Kg	0.3	2	08/21/08 3:25	ear/aeh
Beryllium, total (3050)	M6010B ICP	0.6	B		mg/Kg	0.2	1	08/21/08 3:25	ear/aeh
Cadmium, total (3050)	M6010B ICP		U		mg/Kg	0.5	2	08/21/08 3:25	ear/aeh
Chromium, total (3050)	M6010B ICP	8			mg/Kg	1	5	08/21/08 3:25	ear/aeh
Cobalt, total (3050)	M6010B ICP	5		*	mg/Kg	1	5	08/21/08 3:25	ear/aeh
Copper, total (3050)	M6010B ICP	530		*	mg/Kg	1	5	08/21/08 3:25	ear/aeh
Lead, total (3050)	M6020 ICP-MS	13.10		*	mg/Kg	0.05	0.3	08/22/08 12:04	erf/rac
Manganese, total (3050)	M6010B ICP	124		*	mg/Kg	0.5	3	08/21/08 3:25	ear/aeh
Mercury, total	M7471A CVAA		U		mg/Kg	0.04	0.2	08/11/08 17:43	jws
Molybdenum, total (3050)	M6010B ICP	19		*	mg/Kg	1	5	08/21/08 3:25	ear/aeh
Nickel, total (3050)	M6010B ICP	6		*	mg/Kg	1	5	08/21/08 3:25	ear/aeh
Selenium, total (3050)	M6020 ICP-MS	0.21	B		mg/Kg	0.05	0.3	08/28/08 1:40	rac
Thallium, total (3050)	M6020 ICP-MS	0.26	B	*	mg/Kg	0.05	0.3	08/22/08 12:04	erf/rac
Uranium, total (3050)	M6020 ICP-MS	3.16		*	mg/Kg	0.05	0.3	08/22/08 12:04	erf/rac
Zinc, total (3050)	M6010B ICP	47		*	mg/Kg	1	5	08/21/08 3:25	ear/aeh

Soil Analysis

Parameter	EPA Method	Result	Qual	XQ	Units	MDL	PQL	Date	Analyst
Solids, Percent	CLPSOW390, PART F, D-98	95.4		*	%	0.1	0.5	08/07/08 3:18	brd

Soil Preparation

Parameter	EPA Method	Result	Qual	XQ	Units	MDL	PQL	Date	Analyst
Air Dry at 34 Degrees C	USDA No. 1, 1972			*				08/06/08 20:44	brd
Digestion - Hot Plate	M3050B ICP-MS							08/12/08 16:33	mjc/brd
Sieve-2000 um (2.0mm)	ASA No.9, 15-4.2.2			*				08/09/08 10:20	lwt/mjc

Arizona license number: AZ0102

ER 9/16/08

** Please refer to Qualifier Reports for details.*

ACZ Laboratories, Inc.
2773 Downhill Drive Steamboat Springs, CO 80487 (800) 334-5493

Inorganic Analytical Results

FMI Gold & Copper - Sierrita
Project ID: OJ07R9
Sample ID: EM-K24-5-7

ACZ Sample ID: ***L70909-06***
Date Sampled: *07/31/08 13:58*
Date Received: *08/01/08*
Sample Matrix: *Soil*

Metals Analysis

Parameter	EPA Method	Result	Qual	XQ	Units	MDL	PQL	Date	Analyst
Antimony, total (3050)	M6020 ICP-MS		U	*	mg/Kg	0.2	1	08/22/08 12:11	erf/rac
Arsenic, total (3050)	M6020 ICP-MS	2.4			mg/Kg	0.3	0.5	08/28/08 1:46	rac
Barium, total (3050)	M6010B ICP	152		*	mg/Kg	0.3	2	08/21/08 3:28	ear/aeh
Beryllium, total (3050)	M6010B ICP	0.6	B		mg/Kg	0.2	1	08/21/08 3:28	ear/aeh
Cadmium, total (3050)	M6010B ICP		U		mg/Kg	0.5	2	08/21/08 3:28	ear/aeh
Chromium, total (3050)	M6010B ICP	6			mg/Kg	1	5	08/21/08 3:28	ear/aeh
Cobalt, total (3050)	M6010B ICP	8		*	mg/Kg	1	5	08/21/08 3:28	ear/aeh
Copper, total (3050)	M6010B ICP	486		*	mg/Kg	1	5	08/21/08 3:28	ear/aeh
Lead, total (3050)	M6020 ICP-MS	12.30		*	mg/Kg	0.05	0.3	08/22/08 12:11	erf/rac
Manganese, total (3050)	M6010B ICP	241		*	mg/Kg	0.5	3	08/21/08 3:28	ear/aeh
Mercury, total	M7471A CVAA		U		mg/Kg	0.04	0.2	08/11/08 17:45	jws
Molybdenum, total (3050)	M6010B ICP	24		*	mg/Kg	1	5	08/21/08 3:28	ear/aeh
Nickel, total (3050)	M6010B ICP	7		*	mg/Kg	1	5	08/21/08 3:28	ear/aeh
Selenium, total (3050)	M6020 ICP-MS	0.27	B		mg/Kg	0.05	0.3	08/28/08 1:46	rac
Thallium, total (3050)	M6020 ICP-MS	0.25	B	*	mg/Kg	0.05	0.3	08/22/08 12:11	erf/rac
Uranium, total (3050)	M6020 ICP-MS	2.89		*	mg/Kg	0.05	0.3	08/22/08 12:11	erf/rac
Zinc, total (3050)	M6010B ICP	45		*	mg/Kg	1	5	08/21/08 3:28	ear/aeh

Soil Analysis

Parameter	EPA Method	Result	Qual	XQ	Units	MDL	PQL	Date	Analyst
Solids, Percent	CLPSOW390, PART F, D-98	94.8		*	%	0.1	0.5	08/07/08 4:22	brd

Soil Preparation

Parameter	EPA Method	Result	Qual	XQ	Units	MDL	PQL	Date	Analyst
Air Dry at 34 Degrees C	USDA No. 1, 1972			*				08/06/08 20:50	brd
Digestion - Hot Plate	M3050B ICP-MS							08/12/08 16:57	mjc/brd
Sieve-2000 um (2.0mm)	ASA No.9, 15-4.2.2			*				08/09/08 12:10	lwt/mjc

Arizona license number: AZ0102

ER 9/16/08

** Please refer to Qualifier Reports for details.*

SIERRITA
DATA REVIEW SUMMARY

Data Package Number: L70948 Sampling Event: August 1st, 2008
Sample-specific Parameter Review? **Yes** Laboratory Performance Parameters? **No**
Data Reviewer: Liz Kraak Date Completed: 11/19/08
Peer Reviewer: Geoff Webb Date Completed: 11/20/08

This report summarizes the verification of analytical data for 12 soil samples. The soil samples were analyzed for total metals by methods M6020, M6010B, and M7471A. ACZ Laboratories, Inc. of Steamboat Springs, Colorado performed the analyses. ACZ operates under laboratory licensure number AZ0102.

The data review was conducted in accordance with the criteria specified in the Draft Addendum – Quality Assurance Project Plan Sierrita Mine Green Valley, Arizona (April 2008). Independent review flags were assigned as required by Appendix E in the QAPP. The table below summarizes the samples and analyses presented in these data packages.

Field ID	Sample Type	Lab ID	Matrix	Analyses
				Total Metals
EM-JS-01-0-1	SA	L70948-01	S	X
EM-JS-01-1-3	SA	L70948-02	S	X
EM-JS-02-0-1	SA	L70948-03	S	X
EM-JS-02-1-3	SA	L70948-04	S	X
EM-M26-0-1	SA	L70948-05	S	X
EM-M26-1-3	SA	L70948-06	S	X
EM-M26-5-7	SA	L70948-07	S	X
C-JS-01-0-1	SA	L70948-08	S	X
C-JS-01-1-3	SA	L70948-09	S	X^m
C-JS-02-0-1	SA	L70948-10	S	X
C-JS-02-1-3	SA	L70948-11	S	X
C-JS-02-5-7	SA	L70948-12	S	X^m

Matrix: S = Soil QC Type: SA = Sample
X^m – Matrix spike and/or matrix spike duplicate recovery.

General Overall Assessment (Flags applied per ADEQ data qualifying process and QAPP guidance):

_____ Data are usable without qualification.

_X_ Data are usable with qualification (noted below).

_____ Some or all data are unusable for any purpose (detailed below).

Case Narrative Summary: Except as noted below, any of the issues noted in the laboratory case narrative potentially affecting data quality are addressed in the appropriate sections in the table below. Results reported between the MDL and RL were flagged with a B by the laboratory. No additional qualifiers were added during data review for those results reported between the MDL and RL.

Review Parameter	Criteria Met?	Comments
Sample-specific Parameters	Complete with "Yes", "No", or "Not Applicable (N/A)".	For each "No" response, list what was out, associated acceptance limits, all qualified data, and bias direction or reference associated table with pertinent details.
COC & Sample Receipt	Yes	Samples were received intact and the cooler temperature was 3.5°C upon arrival at the laboratory, which met the criterion of ≤6°C. Qualification of data was not necessary. The percent solid is performed on the soil samples as received and this percent solid is reported on the result form. For the metals analysis, the soil samples are dried prior to sample preparation. Another percent solid is performed on the air dried sample to use as a correction factor for the sample result after analysis. This correction factor is also applied to the MDL and RL, but because the percent solid is performed on the air dried sample this correction factor is small. Therefore, the MDL and RLs are the same from sample to sample. The sample and results are reported on a dry weight basis. Samples were not air dried for the mercury analysis. The mercury samples were prepared as received and dry weight corrected.
Holding Times	Yes	All samples were analyzed within holding time requirements. Data qualification was not required.
Method Blanks Calibration Blanks	No	With the exceptions noted in Table 1 below, target analytes were not detected in the method blanks or continuing calibration blanks.
Matrix QC • MS/MSD C-JS-02-5-7 (Antimony, Arsenic, Lead, Selenium, Thallium, Uranium) C-JS-01-1-3 (Mercury) • LD None	No	With the exceptions noted in Table 2 below, the recoveries and RPDs for the matrix spike (MS) and matrix spike duplicate (MSD) analyses were within the laboratory-determined acceptance range. Results in the native sample greater than four times the concentration of the spike added during digestions are not considered to be a representative measure of accuracy. Further action or qualification of data was not considered necessary.
Method QC • Serial Dilution N/A • Internal Standards	N/A	
	Yes	**Internal Standards** All internal standards were within the laboratory-determined acceptance limits. Data qualification was not required.
Field QC • Rinsate Blank N/A • Field Duplicate N/A • Field Blank N/A	N/A	A field duplicate sample was not collected with this sampling event.
Laboratory Control Sample/ Laboratory Control Sample Duplicate (LCS/LCSD)	Yes	All LCS and LCSD percent recoveries and RPDs were within laboratory-determined acceptance limits. Data qualification was not required.
Elevated RLs without associated non-detect results	Yes	
Package Completeness	Yes	
Other Parameters	Yes	

Table 1: Method Blank Outliers and Resultant Data Qualification

Analyte	Blank	Concentration	Qualification
Cobalt (WG250314)	MB	1 mg/Kg	None. Blank contamination was less than the method reporting limit. Therefore, as the blank contamination was reported at a concentration <2.2x the analyte MDL, no qualification of data was required.
Lead (WG250322)	MB	0.064 mg/Kg	
Thallium (WG250322)	MB	0.133 mg/Kg	As the blank contamination was reported at a concentration >2.2x the analyte MDL, the associated thallium results were flagged with B4.

MB = Method Blank mg/Kg = Milligrams per Kilogram MDL = Method Detection Limit

B4 = Target analyte detected in the blank at or above the method acceptance criteria.

Table 2: MS/MSD Recovery Outliers and Resultant Qualification

Sample	Analyte	%Rs (Limits)	RPD (Limit)	Qualification
C-JS-02-5-7	Total Antimony	**39.4**/ **31.5** (75-125)	**22.22** (20)	As the potential bias was considered to be low, the total antimony and total lead result for the associated parent sample was flagged with a M2. As the total antimony and total lead RPDs were not within acceptance limits, the total antimony and total lead results were also flagged with an R8.
	Total Lead (WG250322)	120.9/ **68.7** (75-125)	**21.91** (20)	

%R = Percent Recovery

M2 = Matrix spike recovery was low; the associated blank spike recovery was acceptable.

RPD = Relative Percent Difference

R8 = Sample RPD exceeded the method acceptance criteria.

ACZ Laboratories, Inc.
2773 Downhill Drive Steamboat Springs, CO 80487 (800) 334-5493

Inorganic Analytical Results

FMI Gold & Copper - Sierrita
Project ID: OJ07R9
Sample ID: EM-JS-01-0-1

ACZ Sample ID: ***L70948-01***
Date Sampled: *08/01/08 09:43*
Date Received: *08/05/08*
Sample Matrix: *Soil*

Metals Analysis

Parameter	EPA Method	Result	Qual	XQ	Units	MDL	PQL	Date	Analyst
Antimony, total (3050)	M6020 ICP-MS	0.5	B	*	mg/Kg	0.2	1	08/22/08 12:17	erf/rac
Arsenic, total (3050)	M6020 ICP-MS	4.3			mg/Kg	0.3	0.5	08/28/08 1:53	rac
Barium, total (3050)	M6010B ICP	103		*	mg/Kg	0.3	2	08/21/08 3:32	ear/aeh
Beryllium, total (3050)	M6010B ICP	0.6	B		mg/Kg	0.2	1	08/21/08 3:32	ear/aeh
Cadmium, total (3050)	M6010B ICP		U		mg/Kg	0.5	2	08/21/08 3:32	ear/aeh
Chromium, total (3050)	M6010B ICP	7			mg/Kg	1	5	08/21/08 3:32	ear/aeh
Cobalt, total (3050)	M6010B ICP	8		*	mg/Kg	1	5	08/21/08 3:32	ear/aeh
Copper, total (3050)	M6010B ICP	840		*	mg/Kg	1	5	08/21/08 3:32	ear/aeh
Lead, total (3050)	M6020 ICP-MS	24.00		*	mg/Kg	0.05	0.3	08/22/08 12:17	erf/rac
Manganese, total (3050)	M6010B ICP	238		*	mg/Kg	0.5	3	08/21/08 3:32	ear/aeh
Mercury, total	M7471A CVAA		U		mg/Kg	0.04	0.2	08/11/08 17:47	jws
Molybdenum, total (3050)	M6010B ICP	143		*	mg/Kg	1	5	08/21/08 3:32	ear/aeh
Nickel, total (3050)	M6010B ICP	7		*	mg/Kg	1	5	08/21/08 3:32	ear/aeh
Selenium, total (3050)	M6020 ICP-MS	0.46			mg/Kg	0.05	0.3	08/28/08 1:53	rac
Thallium, total (3050)	M6020 ICP-MS	0.28	B	*	mg/Kg	0.05	0.3	08/22/08 12:17	erf/rac B4
Uranium, total (3050)	M6020 ICP-MS	2.90		*	mg/Kg	0.05	0.3	08/22/08 12:17	erf/rac
Zinc, total (3050)	M6010B ICP	88		*	mg/Kg	1	5	08/21/08 3:32	ear/aeh

Soil Analysis

Parameter	EPA Method	Result	Qual	XQ	Units	MDL	PQL	Date	Analyst
Solids, Percent	CLPSOW390, PART F, D-98	94.5		*	%	0.1	0.5	08/07/08 5:25	brd

Soil Preparation

Parameter	EPA Method	Result	Qual	XQ	Units	MDL	PQL	Date	Analyst
Air Dry at 34 Degrees C	USDA No. 1, 1972			*				08/06/08 20:55	brd
Digestion - Hot Plate	M3050B ICP-MS							08/12/08 17:21	mjc/brd
Sieve-2000 um (2.0mm)	ASA No.9, 15-4.2.2			*				08/09/08 14:00	lwt/mjc

Arizona license number: AZ0102

ER 11/19/08

** Please refer to Qualifier Reports for details.*

ACZ Laboratories, Inc.

2773 Downhill Drive Steamboat Springs, CO 80487 (800) 334-5493

Inorganic Analytical Results

FMI Gold & Copper - Sierrita
Project ID: OJ07R9
Sample ID: EM-JS-01-1-3

ACZ Sample ID: ***L70948-02***
Date Sampled: *08/01/08 09:43*
Date Received: *08/05/08*
Sample Matrix: *Soil*

Metals Analysis

Parameter	EPA Method	Result	Qual	XQ	Units	MDL	PQL	Date	Analyst
Antimony, total (3050)	M6020 ICP-MS		U	*	mg/Kg	0.2	1	08/22/08 12:30	erf/rac
Arsenic, total (3050)	M6020 ICP-MS	3.1			mg/Kg	0.3	0.5	08/29/08 1:47	rac
Barium, total (3050)	M6010B ICP	228		*	mg/Kg	0.3	2	08/21/08 3:36	ear/aeh
Beryllium, total (3050)	M6010B ICP	0.8	B		mg/Kg	0.2	1	08/21/08 3:36	ear/aeh
Cadmium, total (3050)	M6010B ICP	0.8	B		mg/Kg	0.5	2	08/21/08 3:36	ear/aeh
Chromium, total (3050)	M6010B ICP	11			mg/Kg	1	5	08/21/08 3:36	ear/aeh
Cobalt, total (3050)	M6010B ICP	10		*	mg/Kg	1	5	08/21/08 3:36	ear/aeh
Copper, total (3050)	M6010B ICP	543		*	mg/Kg	1	5	08/21/08 3:36	ear/aeh
Lead, total (3050)	M6020 ICP-MS	9.80		*	mg/Kg	0.05	0.3	08/22/08 12:30	erf/rac
Manganese, total (3050)	M6010B ICP	388		*	mg/Kg	0.5	3	08/21/08 3:36	ear/aeh
Mercury, total	M7471A CVAA		U		mg/Kg	0.04	0.2	08/11/08 17:49	jws
Molybdenum, total (3050)	M6010B ICP	8		*	mg/Kg	1	5	08/21/08 3:36	ear/aeh
Nickel, total (3050)	M6010B ICP	13		*	mg/Kg	1	5	08/21/08 3:36	ear/aeh
Selenium, total (3050)	M6020 ICP-MS	0.12	B		mg/Kg	0.05	0.3	08/29/08 1:47	rac
Thallium, total (3050)	M6020 ICP-MS	0.26	B	*	mg/Kg	0.05	0.3	08/22/08 12:30	erf/rac B4
Uranium, total (3050)	M6020 ICP-MS	3.64		*	mg/Kg	0.05	0.3	08/22/08 12:30	erf/rac
Zinc, total (3050)	M6010B ICP	187		*	mg/Kg	1	5	08/21/08 3:36	ear/aeh

Soil Analysis

Parameter	EPA Method	Result	Qual	XQ	Units	MDL	PQL	Date	Analyst
Solids, Percent	CLPSOW390, PART F, D-98	91.2		*	%	0.1	0.5	08/07/08 6:28	brd

Soil Preparation

Parameter	EPA Method	Result	Qual	XQ	Units	MDL	PQL	Date	Analyst
Air Dry at 34 Degrees C	USDA No. 1, 1972			*				08/06/08 21:01	brd
Digestion - Hot Plate	M3050B ICP-MS							08/12/08 17:45	mjc/brd
Sieve-2000 um (2.0mm)	ASA No.9, 15-4.2.2			*				08/09/08 15:50	lwt/mjc

Arizona license number: AZ0102

ER 11/19/08

** Please refer to Qualifier Reports for details.*

ACZ Laboratories, Inc.

2773 Downhill Drive Steamboat Springs, CO 80487 (800) 334-5493

Inorganic Analytical Results

FMI Gold & Copper - Sierrita
Project ID: OJ07R9
Sample ID: EM-JS-02-0-1

ACZ Sample ID: ***L70948-03***
Date Sampled: *08/01/08 09:17*
Date Received: *08/05/08*
Sample Matrix: *Soil*

Metals Analysis

Parameter	EPA Method	Result	Qual	XQ	Units	MDL	PQL	Date	Analyst
Antimony, total (3050)	M6020 ICP-MS	0.4	B	*	mg/Kg	0.2	1	08/22/08 12:36	erf/rac
Arsenic, total (3050)	M6020 ICP-MS	5.1			mg/Kg	0.3	0.5	08/28/08 2:06	rac
Barium, total (3050)	M6010B ICP	115		*	mg/Kg	0.3	2	08/21/08 3:39	ear/aeh
Beryllium, total (3050)	M6010B ICP	0.7	B		mg/Kg	0.2	1	08/21/08 3:39	ear/aeh
Cadmium, total (3050)	M6010B ICP	0.9	B		mg/Kg	0.5	2	08/21/08 3:39	ear/aeh
Chromium, total (3050)	M6010B ICP	7			mg/Kg	1	5	08/21/08 3:39	ear/aeh
Cobalt, total (3050)	M6010B ICP	9		*	mg/Kg	1	5	08/21/08 3:39	ear/aeh
Copper, total (3050)	M6010B ICP	2160		*	mg/Kg	1	5	08/21/08 3:39	ear/aeh
Lead, total (3050)	M6020 ICP-MS	187		*	mg/Kg	0.05	0.3	08/22/08 12:36	erf/rac
Manganese, total (3050)	M6010B ICP	566		*	mg/Kg	0.5	3	08/21/08 3:39	ear/aeh
Mercury, total	M7471A CVAA	0.11	B		mg/Kg	0.04	0.2	08/11/08 17:51	jws
Molybdenum, total (3050)	M6010B ICP	382		*	mg/Kg	1	5	08/21/08 3:39	ear/aeh
Nickel, total (3050)	M6010B ICP	9		*	mg/Kg	1	5	08/21/08 3:39	ear/aeh
Selenium, total (3050)	M6020 ICP-MS	0.55			mg/Kg	0.05	0.3	08/28/08 2:06	rac
Thallium, total (3050)	M6020 ICP-MS	0.22	B	*	mg/Kg	0.05	0.3	08/22/08 12:36	erf/rac B4
Uranium, total (3050)	M6020 ICP-MS	6.85		*	mg/Kg	0.05	0.3	08/22/08 12:36	erf/rac
Zinc, total (3050)	M6010B ICP	531		*	mg/Kg	1	5	08/21/08 3:39	ear/aeh

Soil Analysis

Parameter	EPA Method	Result	Qual	XQ	Units	MDL	PQL	Date	Analyst
Solids, Percent	CLPSOW390, PART F, D-98	96.2		*	%	0.1	0.5	08/07/08 7:31	brd

Soil Preparation

Parameter	EPA Method	Result	Qual	XQ	Units	MDL	PQL	Date	Analyst
Air Dry at 34 Degrees C	USDA No. 1, 1972			*				08/06/08 21:07	brd
Digestion - Hot Plate	M3050B ICP-MS							08/12/08 18:08	mjc/brd
Sieve-2000 um (2.0mm)	ASA No.9, 15-4.2.2			*				08/09/08 17:40	lwt/mjc

Arizona license number: AZ0102

EC 11/19/08

** Please refer to Qualifier Reports for details.*

ACZ Laboratories, Inc.

2773 Downhill Drive Steamboat Springs, CO 80487 (800) 334-5493

Inorganic Analytical Results

FMI Gold & Copper - Sierrita
Project ID: OJ07R9
Sample ID: EM-JS-02-1-3

ACZ Sample ID: ***L70948-04***
Date Sampled: *08/01/08 09:17*
Date Received: *08/05/08*
Sample Matrix: *Soil*

Metals Analysis

Parameter	EPA Method	Result	Qual	XQ	Units	MDL	PQL	Date	Analyst
Antimony, total (3050)	M6020 ICP-MS		U	*	mg/Kg	0.2	1	08/22/08 12:43	erf/rac
Arsenic, total (3050)	M6020 ICP-MS	3.4			mg/Kg	0.3	0.5	08/28/08 2:12	rac
Barium, total (3050)	M6010B ICP	89.6		*	mg/Kg	0.3	2	08/21/08 3:43	ear/aeh
Beryllium, total (3050)	M6010B ICP	0.5	B		mg/Kg	0.2	1	08/21/08 3:43	ear/aeh
Cadmium, total (3050)	M6010B ICP	1.5	B		mg/Kg	0.5	2	08/21/08 3:43	ear/aeh
Chromium, total (3050)	M6010B ICP	5			mg/Kg	1	5	08/21/08 3:43	ear/aeh
Cobalt, total (3050)	M6010B ICP	6		*	mg/Kg	1	5	08/21/08 3:43	ear/aeh
Copper, total (3050)	M6010B ICP	722		*	mg/Kg	1	5	08/21/08 3:43	ear/aeh
Lead, total (3050)	M6020 ICP-MS	576		*	mg/Kg	0.2	1	09/02/08 19:02	msh
Manganese, total (3050)	M6010B ICP	684		*	mg/Kg	0.5	3	08/21/08 3:43	ear/aeh
Mercury, total	M7471A CVAA		U		mg/Kg	0.03	0.2	08/11/08 17:58	jws
Molybdenum, total (3050)	M6010B ICP	8		*	mg/Kg	1	5	08/21/08 3:43	ear/aeh
Nickel, total (3050)	M6010B ICP	5	B	*	mg/Kg	1	5	08/21/08 3:43	ear/aeh
Selenium, total (3050)	M6020 ICP-MS	0.23	B		mg/Kg	0.05	0.3	08/28/08 2:12	rac
Thallium, total (3050)	M6020 ICP-MS	0.17	B	*	mg/Kg	0.05	0.3	08/22/08 12:43	erf/rac BY
Uranium, total (3050)	M6020 ICP-MS	10.20		*	mg/Kg	0.05	0.3	08/22/08 12:43	erf/rac
Zinc, total (3050)	M6010B ICP	640		*	mg/Kg	1	5	08/21/08 3:43	ear/aeh

Soil Analysis

Parameter	EPA Method	Result	Qual	XQ	Units	MDL	PQL	Date	Analyst
Solids, Percent	CLPSOW390, PART F, D-98	97.4		*	%	0.1	0.5	08/07/08 8:34	brd

Soil Preparation

Parameter	EPA Method	Result	Qual	XQ	Units	MDL	PQL	Date	Analyst
Air Dry at 34 Degrees C	USDA No. 1, 1972			*				08/06/08 21:13	brd
Digestion - Hot Plate	M3050B ICP-MS							08/12/08 18:32	mjc/brd
Sieve-2000 um (2.0mm)	ASA No.9, 15-4.2.2			*				08/09/08 19:30	lwt/mjc

Arizona license number: AZ0102

EE 11/19/08

** Please refer to Qualifier Reports for details.*

ACZ Laboratories, Inc.
2773 Downhill Drive Steamboat Springs, CO 80487 (800) 334-5493

Inorganic Analytical Results

FMI Gold & Copper - Sierrita
Project ID: OJ07R9
Sample ID: EM-M26-0-1

ACZ Sample ID: ***L70948-05***
Date Sampled: *08/01/08 09:56*
Date Received: *08/05/08*
Sample Matrix: *Soil*

Metals Analysis

Parameter	EPA Method	Result	Qual	XQ	Units	MDL	PQL	Date	Analyst
Antimony, total (3050)	M6020 ICP-MS		U	*	mg/Kg	0.2	1	08/22/08 12:49	erf/rac
Arsenic, total (3050)	M6020 ICP-MS	2.6			mg/Kg	0.3	0.5	08/28/08 2:19	rac
Barium, total (3050)	M6010B ICP	126		*	mg/Kg	0.3	2	08/21/08 3:47	ear/aeh
Beryllium, total (3050)	M6010B ICP		U		mg/Kg	0.2	1	08/21/08 3:47	ear/aeh
Cadmium, total (3050)	M6010B ICP		U		mg/Kg	0.5	2	08/21/08 3:47	ear/aeh
Chromium, total (3050)	M6010B ICP	7			mg/Kg	1	5	08/21/08 3:47	ear/aeh
Cobalt, total (3050)	M6010B ICP	5	B	*	mg/Kg	1	5	08/21/08 3:47	ear/aeh
Copper, total (3050)	M6010B ICP	358		*	mg/Kg	1	5	08/21/08 3:47	ear/aeh
Lead, total (3050)	M6020 ICP-MS	21.90		*	mg/Kg	0.05	0.3	08/22/08 12:49	erf/rac
Manganese, total (3050)	M6010B ICP	146		*	mg/Kg	0.5	3	08/21/08 3:47	ear/aeh
Mercury, total	M7471A CVAA		U		mg/Kg	0.04	0.2	08/11/08 18:01	jws
Molybdenum, total (3050)	M6010B ICP	66		*	mg/Kg	1	5	08/21/08 3:47	ear/aeh
Nickel, total (3050)	M6010B ICP	5		*	mg/Kg	1	5	08/21/08 3:47	ear/aeh
Selenium, total (3050)	M6020 ICP-MS	0.35			mg/Kg	0.05	0.3	08/28/08 2:19	rac
Thallium, total (3050)	M6020 ICP-MS	0.18	B	*	mg/Kg	0.05	0.3	08/22/08 12:49	erf/rac B4
Uranium, total (3050)	M6020 ICP-MS	3.13		*	mg/Kg	0.05	0.3	08/22/08 12:49	erf/rac
Zinc, total (3050)	M6010B ICP	57		*	mg/Kg	1	5	08/21/08 3:47	ear/aeh

Soil Analysis

Parameter	EPA Method	Result	Qual	XQ	Units	MDL	PQL	Date	Analyst
Solids, Percent	CLPSOW390, PART F, D-98	94.3		*	%	0.1	0.5	08/07/08 9:37	brd

Soil Preparation

Parameter	EPA Method	Result	Qual	XQ	Units	MDL	PQL	Date	Analyst
Air Dry at 34 Degrees C	USDA No. 1, 1972			*				08/06/08 21:19	brd
Digestion - Hot Plate	M3050B ICP-MS							08/12/08 18:56	mjc/brd
Sieve-2000 um (2.0mm)	ASA No.9, 15-4.2.2			*				08/09/08 21:20	lwt/mjc

Arizona license number: AZ0102

EC 11/19/08

** Please refer to Qualifier Reports for details.*

ACZ Laboratories, Inc.
2773 Downhill Drive Steamboat Springs, CO 80487 (800) 334-5493

Inorganic Analytical Results

FMI Gold & Copper - Sierrita
Project ID: OJ07R9
Sample ID: EM-M26-1-3

ACZ Sample ID: ***L70948-06***
Date Sampled: *08/01/08 09:56*
Date Received: *08/05/08*
Sample Matrix: *Soil*

Metals Analysis

Parameter	EPA Method	Result	Qual	XQ	Units	MDL	PQL	Date	Analyst
Antimony, total (3050)	M6020 ICP-MS	0.3	B	*	mg/Kg	0.2	1	08/22/08 12:55	erf/rac
Arsenic, total (3050)	M6020 ICP-MS	3.7			mg/Kg	0.3	0.5	08/28/08 2:26	rac
Barium, total (3050)	M6010B ICP	48.4		*	mg/Kg	0.3	2	08/21/08 3:58	ear/aeh
Beryllium, total (3050)	M6010B ICP	0.4	B		mg/Kg	0.2	1	08/21/08 3:58	ear/aeh
Cadmium, total (3050)	M6010B ICP		U		mg/Kg	0.5	2	08/21/08 3:58	ear/aeh
Chromium, total (3050)	M6010B ICP	8			mg/Kg	1	5	08/21/08 3:58	ear/aeh
Cobalt, total (3050)	M6010B ICP	4	B	*	mg/Kg	1	5	08/21/08 3:58	ear/aeh
Copper, total (3050)	M6010B ICP	469		*	mg/Kg	1	5	08/21/08 3:58	ear/aeh
Lead, total (3050)	M6020 ICP-MS	20.30		*	mg/Kg	0.05	0.3	08/22/08 12:55	erf/rac
Manganese, total (3050)	M6010B ICP	109		*	mg/Kg	0.5	3	08/21/08 3:58	ear/aeh
Mercury, total	M7471A CVAA		U		mg/Kg	0.04	0.2	08/11/08 18:03	jws
Molybdenum, total (3050)	M6010B ICP	23		*	mg/Kg	1	5	08/21/08 3:58	ear/aeh
Nickel, total (3050)	M6010B ICP	5		*	mg/Kg	1	5	08/21/08 3:58	ear/aeh
Selenium, total (3050)	M6020 ICP-MS	0.28	B		mg/Kg	0.05	0.3	08/28/08 2:26	rac
Thallium, total (3050)	M6020 ICP-MS	0.16	B	*	mg/Kg	0.05	0.3	08/22/08 12:55	erf/rac B4
Uranium, total (3050)	M6020 ICP-MS	5.30		*	mg/Kg	0.05	0.3	08/22/08 12:55	erf/rac
Zinc, total (3050)	M6010B ICP	97		*	mg/Kg	1	5	08/21/08 3:58	ear/aeh

Soil Analysis

Parameter	EPA Method	Result	Qual	XQ	Units	MDL	PQL	Date	Analyst
Solids, Percent	CLPSOW390, PART F, D-98	93.0		*	%	0.1	0.5	08/07/08 10:40	brd

Soil Preparation

Parameter	EPA Method	Result	Qual	XQ	Units	MDL	PQL	Date	Analyst
Air Dry at 34 Degrees C	USDA No. 1, 1972			*				08/06/08 21:25	brd
Digestion - Hot Plate	M3050B ICP-MS							08/12/08 19:20	mjc/brd
Sieve-2000 um (2.0mm)	ASA No.9, 15-4.2.2			*				08/09/08 23:10	lwt/mjc

Arizona license number: AZ0102

EQ 11/19/08

** Please refer to Qualifier Reports for details.*

ACZ Laboratories, Inc.

2773 Downhill Drive Steamboat Springs, CO 80487 (800) 334-5493

Inorganic Analytical Results

FMI Gold & Copper - Sierrita
Project ID: OJ07R9
Sample ID: EM-M26-5-7

ACZ Sample ID: ***L70948-07***
Date Sampled: *08/01/08 10:06*
Date Received: *08/05/08*
Sample Matrix: *Soil*

Metals Analysis

Parameter	EPA Method	Result	Qual	XQ	Units	MDL	PQL	Date	Analyst
Antimony, total (3050)	M6020 ICP-MS	0.2	B	*	mg/Kg	0.2	1	08/22/08 13:01	erf/rac
Arsenic, total (3050)	M6020 ICP-MS	4.6			mg/Kg	0.3	0.5	08/28/08 2:32	rac
Barium, total (3050)	M6010B ICP	67.5		*	mg/Kg	0.3	2	08/21/08 4:01	ear/aeh
Beryllium, total (3050)	M6010B ICP	0.7	B		mg/Kg	0.2	1	08/21/08 4:01	ear/aeh
Cadmium, total (3050)	M6010B ICP	0.5	B		mg/Kg	0.5	2	08/21/08 4:01	ear/aeh
Chromium, total (3050)	M6010B ICP	10			mg/Kg	1	5	08/21/08 4:01	ear/aeh
Cobalt, total (3050)	M6010B ICP	6		*	mg/Kg	1	5	08/21/08 4:01	ear/aeh
Copper, total (3050)	M6010B ICP	536		*	mg/Kg	1	5	08/21/08 4:01	ear/aeh
Lead, total (3050)	M6020 ICP-MS	19.50		*	mg/Kg	0.05	0.3	08/22/08 13:01	erf/rac
Manganese, total (3050)	M6010B ICP	144		*	mg/Kg	0.5	3	08/21/08 4:01	ear/aeh
Mercury, total	M7471A CVAA		U		mg/Kg	0.04	0.2	08/11/08 18:05	jws
Molybdenum, total (3050)	M6010B ICP	44		*	mg/Kg	1	5	08/21/08 4:01	ear/aeh
Nickel, total (3050)	M6010B ICP	7		*	mg/Kg	1	5	08/21/08 4:01	ear/aeh
Selenium, total (3050)	M6020 ICP-MS	0.16	B		mg/Kg	0.05	0.3	08/28/08 2:32	rac
Thallium, total (3050)	M6020 ICP-MS	0.19	B	*	mg/Kg	0.05	0.3	08/22/08 13:01	erf/rac B4
Uranium, total (3050)	M6020 ICP-MS	5.57		*	mg/Kg	0.05	0.3	08/22/08 13:01	erf/rac
Zinc, total (3050)	M6010B ICP	142		*	mg/Kg	1	5	08/21/08 4:01	ear/aeh

Soil Analysis

Parameter	EPA Method	Result	Qual	XQ	Units	MDL	PQL	Date	Analyst
Solids, Percent	CLPSOW390, PART F, D-98	91.9		*	%	0.1	0.5	08/07/08 11:44	brd

Soil Preparation

Parameter	EPA Method	Result	Qual	XQ	Units	MDL	PQL	Date	Analyst
Air Dry at 34 Degrees C	USDA No. 1, 1972			*				08/06/08 21:30	brd
Digestion - Hot Plate	M3050B ICP-MS							08/12/08 19:43	mjc/brd
Sieve-2000 um (2.0mm)	ASA No.9, 15-4.2.2			*				08/10/08 1:00	lwt/mjc

Arizona license number: AZ0102

EC 11/19/08

** Please refer to Qualifier Reports for details.*

ACZ Laboratories, Inc.

2773 Downhill Drive Steamboat Springs, CO 80487 (800) 334-5493

Inorganic Analytical Results

FMI Gold & Copper - Sierrita
Project ID: OJ07R9
Sample ID: C-JS-01-0-1

ACZ Sample ID: ***L70948-08***
Date Sampled: *08/01/08 12:39*
Date Received: *08/05/08*
Sample Matrix: *Soil*

Metals Analysis

Parameter	EPA Method	Result	Qual	XQ	Units	MDL	PQL	Date	Analyst
Antimony, total (3050)	M6020 ICP-MS	0.4	B	*	mg/Kg	0.2	1	08/22/08 13:21	erf/rac
Arsenic, total (3050)	M6020 ICP-MS	5.3			mg/Kg	0.3	0.5	08/28/08 2:52	rac
Barium, total (3050)	M6010B ICP	79.2		*	mg/Kg	0.3	2	08/21/08 4:05	ear/aeh
Beryllium, total (3050)	M6010B ICP	0.6	B		mg/Kg	0.2	1	08/21/08 4:05	ear/aeh
Cadmium, total (3050)	M6010B ICP		U		mg/Kg	0.5	2	08/21/08 4:05	ear/aeh
Chromium, total (3050)	M6010B ICP	9			mg/Kg	1	5	08/21/08 4:05	ear/aeh
Cobalt, total (3050)	M6010B ICP	7		*	mg/Kg	1	5	08/21/08 4:05	ear/aeh
Copper, total (3050)	M6010B ICP	677		*	mg/Kg	1	5	08/21/08 4:05	ear/aeh
Lead, total (3050)	M6020 ICP-MS	56.60		*	mg/Kg	0.05	0.3	08/22/08 13:21	erf/rac
Manganese, total (3050)	M6010B ICP	338		*	mg/Kg	0.5	3	08/21/08 4:05	ear/aeh
Mercury, total	M7471A CVAA		U		mg/Kg	0.04	0.2	08/11/08 18:07	jws
Molybdenum, total (3050)	M6010B ICP	135		*	mg/Kg	1	5	08/21/08 4:05	ear/aeh
Nickel, total (3050)	M6010B ICP	7		*	mg/Kg	1	5	08/21/08 4:05	ear/aeh
Selenium, total (3050)	M6020 ICP-MS	0.33			mg/Kg	0.05	0.3	08/28/08 2:52	rac
Thallium, total (3050)	M6020 ICP-MS	0.19	B	*	mg/Kg	0.05	0.3	08/28/08 2:52	rac B4
Uranium, total (3050)	M6020 ICP-MS	3.39		*	mg/Kg	0.05	0.3	08/22/08 13:21	erf/rac
Zinc, total (3050)	M6010B ICP	149		*	mg/Kg	1	5	08/21/08 4:05	ear/aeh

Soil Analysis

Parameter	EPA Method	Result	Qual	XQ	Units	MDL	PQL	Date	Analyst
Solids, Percent	CLPSOW390, PART F, D-98	94.2		*	%	0.1	0.5	08/07/08 12:47	brd

Soil Preparation

Parameter	EPA Method	Result	Qual	XQ	Units	MDL	PQL	Date	Analyst
Air Dry at 34 Degrees C	USDA No. 1, 1972			*				08/06/08 21:36	brd
Digestion - Hot Plate	M3050B ICP-MS							08/12/08 20:07	mjc/brd
Sieve-2000 um (2.0mm)	ASA No.9, 15-4.2.2			*				08/10/08 2:50	lwt/mjc

Arizona license number: AZ0102

EE 11/19/08

** Please refer to Qualifier Reports for details.*

ACZ Laboratories, Inc.

2773 Downhill Drive Steamboat Springs, CO 80487 (800) 334-5493

Inorganic Analytical Results

FMI Gold & Copper - Sierrita
Project ID: OJ07R9
Sample ID: C-JS-01-1-3

ACZ Sample ID: ***L70948-09***
Date Sampled: *08/01/08 12:39*
Date Received: *08/05/08*
Sample Matrix: *Soil*

Metals Analysis

Parameter	EPA Method	Result	Qual	XQ	Units	MDL	PQL	Date	Analyst
Antimony, total (3050)	M6020 ICP-MS	0.5	B	*	mg/Kg	0.2	1	08/22/08 13:27	erf/rac
Arsenic, total (3050)	M6020 ICP-MS	4.5			mg/Kg	0.3	0.5	08/28/08 2:58	rac
Barium, total (3050)	M6010B ICP	136		*	mg/Kg	0.3	2	08/21/08 4:09	ear/aeh
Beryllium, total (3050)	M6010B ICP	0.7	B		mg/Kg	0.2	1	08/21/08 4:09	ear/aeh
Cadmium, total (3050)	M6010B ICP	0.6	B		mg/Kg	0.5	2	08/21/08 4:09	ear/aeh
Chromium, total (3050)	M6010B ICP	8			mg/Kg	1	5	08/21/08 4:09	ear/aeh
Cobalt, total (3050)	M6010B ICP	8		*	mg/Kg	1	5	08/21/08 4:09	ear/aeh
Copper, total (3050)	M6010B ICP	763		*	mg/Kg	1	5	08/21/08 4:09	ear/aeh
Lead, total (3050)	M6020 ICP-MS	46.30		*	mg/Kg	0.05	0.3	08/22/08 13:27	erf/rac
Manganese, total (3050)	M6010B ICP	329		*	mg/Kg	0.5	3	08/21/08 4:09	ear/aeh
Mercury, total	M7471A CVAA	0.04	B		mg/Kg	0.04	0.2	08/16/08 15:59	jws
Molybdenum, total (3050)	M6010B ICP	194		*	mg/Kg	1	5	08/21/08 4:09	ear/aeh
Nickel, total (3050)	M6010B ICP	6		*	mg/Kg	1	5	08/21/08 4:09	ear/aeh
Selenium, total (3050)	M6020 ICP-MS	0.40			mg/Kg	0.05	0.3	08/28/08 2:58	rac
Thallium, total (3050)	M6020 ICP-MS	0.18	B	*	mg/Kg	0.05	0.3	08/28/08 2:58	rac B4
Uranium, total (3050)	M6020 ICP-MS	4.10		*	mg/Kg	0.05	0.3	08/22/08 13:27	erf/rac
Zinc, total (3050)	M6010B ICP	188		*	mg/Kg	1	5	08/21/08 4:09	ear/aeh

Soil Analysis

Parameter	EPA Method	Result	Qual	XQ	Units	MDL	PQL	Date	Analyst
Solids, Percent	CLPSOW390, PART F, D-98	92.5		*	%	0.1	0.5	08/07/08 13:50	brd

Soil Preparation

Parameter	EPA Method	Result	Qual	XQ	Units	MDL	PQL	Date	Analyst
Air Dry at 34 Degrees C	USDA No. 1, 1972			*				08/06/08 21:42	brd
Digestion - Hot Plate	M3050B ICP-MS							08/12/08 20:31	mjc/brd
Sieve-2000 um (2.0mm)	ASA No.9, 15-4.2.2			*				08/10/08 4:40	lwt/mjc

Arizona license number: AZ0102

EE 11/19/08

** Please refer to Qualifier Reports for details.*

ACZ Laboratories, Inc.

2773 Downhill Drive Steamboat Springs, CO 80487 (800) 334-5493

Inorganic Analytical Results

FMI Gold & Copper - Sierrita
Project ID: OJ07R9
Sample ID: C-JS-02-0-1

ACZ Sample ID: ***L70948-10***
Date Sampled: *08/01/08 12:56*
Date Received: *08/05/08*
Sample Matrix: *Soil*

Metals Analysis

Parameter	EPA Method	Result	Qual	XQ	Units	MDL	PQL	Date	Analyst
Antimony, total (3050)	M6020 ICP-MS	0.2	B	*	mg/Kg	0.2	1	08/22/08 13:33	erf/rac
Arsenic, total (3050)	M6020 ICP-MS	3.4			mg/Kg	0.3	0.5	08/28/08 3:05	rac
Barium, total (3050)	M6010B ICP	116		*	mg/Kg	0.3	2	08/21/08 4:12	ear/aeh
Beryllium, total (3050)	M6010B ICP	1.3			mg/Kg	0.2	1	08/21/08 4:12	ear/aeh
Cadmium, total (3050)	M6010B ICP	1.7	B		mg/Kg	0.5	2	08/21/08 4:12	ear/aeh
Chromium, total (3050)	M6010B ICP	8			mg/Kg	1	5	08/21/08 4:12	ear/aeh
Cobalt, total (3050)	M6010B ICP	14		*	mg/Kg	1	5	08/21/08 4:12	ear/aeh
Copper, total (3050)	M6010B ICP	794		*	mg/Kg	1	5	08/21/08 4:12	ear/aeh
Lead, total (3050)	M6020 ICP-MS	30.50		*	mg/Kg	0.05	0.3	08/22/08 13:33	erf/rac
Manganese, total (3050)	M6010B ICP	551		*	mg/Kg	0.5	3	08/21/08 4:12	ear/aeh
Mercury, total	M7471A CVAA		U		mg/Kg	0.04	0.2	08/16/08 16:05	jws
Molybdenum, total (3050)	M6010B ICP	99		*	mg/Kg	1	5	08/21/08 4:12	ear/aeh
Nickel, total (3050)	M6010B ICP	9		*	mg/Kg	1	5	08/21/08 4:12	ear/aeh
Selenium, total (3050)	M6020 ICP-MS	0.39			mg/Kg	0.05	0.3	08/28/08 3:05	rac
Thallium, total (3050)	M6020 ICP-MS	0.19	B	*	mg/Kg	0.05	0.3	08/28/08 3:05	rac B4
Uranium, total (3050)	M6020 ICP-MS	4.64		*	mg/Kg	0.05	0.3	08/22/08 13:33	erf/rac
Zinc, total (3050)	M6010B ICP	362		*	mg/Kg	1	5	08/21/08 4:12	ear/aeh

Soil Analysis

Parameter	EPA Method	Result	Qual	XQ	Units	MDL	PQL	Date	Analyst
Solids, Percent	CLPSOW390, PART F, D-98	92.9		*	%	0.1	0.5	08/07/08 14:53	brd

Soil Preparation

Parameter	EPA Method	Result	Qual	XQ	Units	MDL	PQL	Date	Analyst
Air Dry at 34 Degrees C	USDA No. 1, 1972			*				08/06/08 21:48	brd
Digestion - Hot Plate	M3050B ICP-MS							08/12/08 20:55	mjc/brd
Sieve-2000 um (2.0mm)	ASA No.9, 15-4.2.2			*				08/10/08 6:30	lwt/mjc

Arizona license number: AZ0102

EC 11/19/08

** Please refer to Qualifier Reports for details.*

ACZ Laboratories, Inc.

2773 Downhill Drive Steamboat Springs, CO 80487 (800) 334-5493

Inorganic Analytical Results

FMI Gold & Copper - Sierrita
Project ID: OJ07R9
Sample ID: C-JS-02-1-3

ACZ Sample ID: ***L70948-11***
Date Sampled: *08/01/08 12:56*
Date Received: *08/05/08*
Sample Matrix: *Soil*

Metals Analysis

Parameter	EPA Method	Result	Qual	XQ	Units	MDL	PQL	Date	Analyst
Antimony, total (3050)	M6020 ICP-MS		U	*	mg/Kg	0.2	1	08/22/08 13:40	erf/rac
Arsenic, total (3050)	M6020 ICP-MS	1.8			mg/Kg	0.3	0.5	08/28/08 3:12	rac
Barium, total (3050)	M6010B ICP	64.9		*	mg/Kg	0.3	2	08/21/08 4:16	ear/aeh
Beryllium, total (3050)	M6010B ICP	0.5	B		mg/Kg	0.2	1	08/21/08 4:16	ear/aeh
Cadmium, total (3050)	M6010B ICP		U		mg/Kg	0.5	2	08/21/08 4:16	ear/aeh
Chromium, total (3050)	M6010B ICP	6			mg/Kg	1	5	08/21/08 4:16	ear/aeh
Cobalt, total (3050)	M6010B ICP	5		*	mg/Kg	1	5	08/21/08 4:16	ear/aeh
Copper, total (3050)	M6010B ICP	399		*	mg/Kg	1	5	08/21/08 4:16	ear/aeh
Lead, total (3050)	M6020 ICP-MS	10.00		*	mg/Kg	0.05	0.3	08/22/08 13:40	erf/rac
Manganese, total (3050)	M6010B ICP	170		*	mg/Kg	0.5	3	08/21/08 4:16	ear/aeh
Mercury, total	M7471A CVAA		U		mg/Kg	0.04	0.2	08/16/08 16:07	jws
Molybdenum, total (3050)	M6010B ICP	18		*	mg/Kg	1	5	08/21/08 4:16	ear/aeh
Nickel, total (3050)	M6010B ICP	6		*	mg/Kg	1	5	08/21/08 4:16	ear/aeh
Selenium, total (3050)	M6020 ICP-MS	0.18	B		mg/Kg	0.05	0.3	08/28/08 3:12	rac
Thallium, total (3050)	M6020 ICP-MS	0.12	B	*	mg/Kg	0.05	0.3	08/28/08 3:12	rac BY
Uranium, total (3050)	M6020 ICP-MS	4.34		*	mg/Kg	0.05	0.3	08/22/08 13:40	erf/rac
Zinc, total (3050)	M6010B ICP	180		*	mg/Kg	1	5	08/21/08 4:16	ear/aeh

Soil Analysis

Parameter	EPA Method	Result	Qual	XQ	Units	MDL	PQL	Date	Analyst
Solids, Percent	CLPSOW390, PART F, D-98	94.6		*	%	0.1	0.5	08/07/08 15:56	brd

Soil Preparation

Parameter	EPA Method	Result	Qual	XQ	Units	MDL	PQL	Date	Analyst
Air Dry at 34 Degrees C	USDA No. 1, 1972			*				08/06/08 21:54	brd
Digestion - Hot Plate	M3050B ICP-MS							08/12/08 21:18	mjc/brd
Sieve-2000 um (2.0mm)	ASA No.9, 15-4.2.2			*				08/10/08 8:20	lwt/mjc

Arizona license number: AZ0102

EC 11/19/08

** Please refer to Qualifier Reports for details.*

ACZ Laboratories, Inc.

2773 Downhill Drive Steamboat Springs, CO 80487 (800) 334-5493

Inorganic Analytical Results

FMI Gold & Copper - Sierrita
Project ID: OJ07R9
Sample ID: C-JS-02-5-7

ACZ Sample ID: ***L70948-12***
Date Sampled: *08/01/08 13:02*
Date Received: *08/05/08*
Sample Matrix: *Soil*

Metals Analysis

Parameter	EPA Method	Result	Qual	XQ	Units	MDL	PQL	Date	Analyst	
Antimony, total (3050)	M6020 ICP-MS		U	*	mg/Kg	0.2	1	08/22/08 13:46	erf/rac	M2, R8
Arsenic, total (3050)	M6020 ICP-MS	1.6			mg/Kg	0.3	0.5	08/28/08 3:18	rac	
Barium, total (3050)	M6010B ICP	143		*	mg/Kg	0.3	2	08/21/08 4:19	ear/aeh	
Beryllium, total (3050)	M6010B ICP	0.7	B		mg/Kg	0.2	1	08/21/08 4:19	ear/aeh	
Cadmium, total (3050)	M6010B ICP	1.0	B		mg/Kg	0.5	2	08/21/08 4:19	ear/aeh	
Chromium, total (3050)	M6010B ICP	4	B		mg/Kg	1	5	08/21/08 4:19	ear/aeh	
Cobalt, total (3050)	M6010B ICP	9		*	mg/Kg	1	5	08/21/08 4:19	ear/aeh	
Copper, total (3050)	M6010B ICP	442		*	mg/Kg	1	5	08/21/08 4:19	ear/aeh	
Lead, total (3050)	M6020 ICP-MS	37.30		*	mg/Kg	0.05	0.3	08/22/08 13:46	erf/rac	M2, R8
Manganese, total (3050)	M6010B ICP	373		*	mg/Kg	0.5	3	08/21/08 4:19	ear/aeh	
Mercury, total	M7471A CVAA		U		mg/Kg	0.04	0.2	08/16/08 16:09	jws	
Molybdenum, total (3050)	M6010B ICP	5		*	mg/Kg	1	5	08/21/08 4:19	ear/aeh	
Nickel, total (3050)	M6010B ICP	7		*	mg/Kg	1	5	08/21/08 4:19	ear/aeh	
Selenium, total (3050)	M6020 ICP-MS	0.07	B		mg/Kg	0.05	0.3	08/28/08 3:18	rac	
Thallium, total (3050)	M6020 ICP-MS	0.19	B	*	mg/Kg	0.05	0.3	08/28/08 3:18	rac	B4
Uranium, total (3050)	M6020 ICP-MS	9.38		*	mg/Kg	0.05	0.3	08/22/08 13:46	erf/rac	
Zinc, total (3050)	M6010B ICP	1070		*	mg/Kg	1	5	08/21/08 4:19	ear/aeh	

Soil Analysis

Parameter	EPA Method	Result	Qual	XQ	Units	MDL	PQL	Date	Analyst
Solids, Percent	CLPSOW390, PART F, D-98	89.9		*	%	0.1	0.5	08/07/08 16:59	brd

Soil Preparation

Parameter	EPA Method	Result	Qual	XQ	Units	MDL	PQL	Date	Analyst
Air Dry at 34 Degrees C	USDA No. 1, 1972			*				08/06/08 22:00	brd
Digestion - Hot Plate	M3050B ICP-MS							08/12/08 21:42	mjc/brd
Sieve-2000 um (2.0mm)	ASA No.9, 15-4.2.2			*				08/10/08 10:10	lwt/mjc

Arizona license number: AZ0102

EE 11/19/08

** Please refer to Qualifier Reports for details.*

SIERRITA
DATA REVIEW SUMMARY

Data Package Number: L70949 Sampling Event: August 4th, 2008
Sample-specific Parameter Review? **Yes** Laboratory Performance Parameters? **No**
Data Reviewer: Liz Kraak Date Completed: 09/16/08
Peer Reviewer: Geoff Webb Date Completed: 09/17/08

This report summarizes the verification of analytical data for 13 soil samples. The soil samples were analyzed for total metals by Method 6020, Method 6010, and Method 7471A. ACZ Laboratories, Inc. of Steamboat Springs, Colorado performed the analyses. ACZ operates under laboratory licensure number AZ0102.

The data review was conducted in accordance with the criteria specified in the Draft Addendum – Quality Assurance Project Plan Sierrita Mine Green Valley, Arizona (April 2008). Independent review flags were assigned as required by Appendix E in the QAPP. The table below summarizes the samples and analyses presented in these data packages.

Field ID	Sample Type	Lab ID	Matrix	Analyses
				Total Metals
C-JS-03-0-1	SA	L70949-01	S	X
C-JS-03-1-3	SA	L70949-02	S	X
C-JS-03-5-7	SA	L70949-03	S	X
C-JS-03-10-12	SA	L70949-04	S	X
C-JS-03-15-17	SA	L70949-05	S	X
CS-JS-01-0-1	SA	L70949-06	S	X
CS-JS-01-1-3	SA	L70949-07	S	X
CS-JS-01-5-7	SA	L70949-08	S	X
CS-JS-01-10-12	SA	L70949-09	S	X
CS-JS-02-0-1	SA	L70949-10	S	X
CS-JS-02-1-3	SA	L70949-11	S	X
CS-JS-02-5-7	SA	L70949-12	S	X
CS-JS-02-10-11	SA	L70949-13	S	X^m

Matrix: S = Soil QC Type: SA = Sample m = Matrix spike and/ or matrix spike duplicate.
--- = Not sampled for this parameter
Total Metals = Antimony, Arsenic, Lead, Selenium, Thallium, and Uranium (6020); Barium, Beryllium, Cadmium, Chromium, Cobalt, Copper, Manganese, Molybdenum, Nickel, and Zinc (6010); Mercury (7471A)

General Overall Assessment (Flags applied per ADEQ data qualifying process and QAPP guidance):

____ Data are usable without qualification.

_X_ Data are usable with qualification (noted below).

____ Some or all data are unusable for any purpose (detailed below).

Case Narrative Summary: Except as noted below, any of the issues noted in the laboratory case narrative potentially affecting data quality are addressed in the appropriate sections in the table below. Results reported between the MDL and RL were flagged with a B by the laboratory. No additional qualifiers were added during data review for those results reported between the MDL and RL.

Review Parameter	Criteria Met?	Comments
Sample-specific Parameters	Complete with "Yes", "No", or "Not Applicable (N/A)".	For each "No" response, list what was out, associated acceptance limits, all qualified data, and bias direction or reference associated table with pertinent details.
COC & Sample Receipt	Yes	Samples were received intact and the cooler temperature was 2.3°C upon arrival at the laboratory, which met the criterion of ≤6°C. Qualification of data was not necessary. The percent solid is performed on the soil samples as received and this percent solid is reported on the result form. For the metals analysis, the soil samples are dried prior to sample preparation. Another percent solid is performed on the air dried sample to use as a correction factor for the sample result after analysis. This correction factor is also applied to the MDL and RL, but because the percent solid is performed on the air dried sample this correction factor is small. Therefore, the MDL and RLs are the same from sample to sample. The sample and results are reported on a dry weight basis. Samples were not air dried for the mercury analysis. The mercury samples were prepared as received and dry weight corrected.
Holding Times	Yes	
Method Blanks Calibration Blanks	No	With the exceptions noted in Table 1, target analytes were not detected in the method blanks or continuing calibration blanks.
Matrix QC • MS/MSD CS-JS-02-10-11 (Antimony, Arsenic, Lead, Selenium, Thallium, Uranium) • LD C-JS-03-0-1 (Percent Solids)	No	With the exceptions noted in Table 2 below, the recoveries and RPDs for the matrix spike (MS) and matrix spike duplicate (MSD) analyses were within the laboratory-determined acceptance range. The MS/MSD recoveries for sample CS-JS-02-10-11 could not be evaluated for lead because the results in the native sample were greater than four times the concentration of the spike added during digestion. Since the sample concentrations are so much greater than the spike added, the MS/MSD recoveries are not considered to be a representative measure of accuracy. Further action or qualification was not necessary. The agreement between parent sample results and the lab duplicate sample results was evaluated for percent solids. All of the results met the evaluation criteria.
Method QC • Serial Dilution N/A • Internal Standards	N/A	
	Yes	**Internal Standards** All internal standards were within the laboratory-determined acceptance limits. Data qualification was not required.
Field QC • Rinsate Blank N/A • Field Duplicate N/A • Field Blank N/A	N/A	
Laboratory Control Sample/ Laboratory Control Sample Duplicate (LCS/LCSD)	Yes	All LCS and LCSD percent recoveries and RPDs were within laboratory-determined acceptance limits. Data qualification was not required.
Elevated RLs without associated non-detect results	Yes	
Package Completeness	Yes	
Other Parameters	N/A	

Table 1: Blank Contamination and Resultant Data Qualification

Analyte	Blank	Concentration	Qualification
Arsenic	MB	0.43 mg/Kg	None. Blank contamination was less than the method reporting limit. Therefore, as the blank contamination was reported at a concentration <2.2x the analyte MDL, no qualification of data was required.
Lead	MB	0.091 mg/Kg	
Selenium	MB	0.115 mg/Kg	As the blank contamination was reported at a concentration >2.2x the analyte MDL, the associated selenium results were flagged with B4.

MB = Method Blank mg/Kg = Milligrams per Kilogram MDL = Method Detection Limit

B4 = Target analyte detected in blank at or above method acceptance criteria.

Table 2: MS/MSD Recovery Outliers and Resultant Qualification

Sample	Analyte	%Rs (Limits)	RPD (Limit)	Qualification
CS-JS-02-10-11	Antimony	**42.5**/ **41.2** (75-125)	2.47 (20)	As the potential bias was considered to be low, the antimony result for sample CS-JS-02-10-11 was flagged with a M2.

%R = Percent Recovery

M2 = Matrix spike recovery was low; the associated blank spike recovery was acceptable.

ACZ Laboratories, Inc.
2773 Downhill Drive Steamboat Springs, CO 80487 (800) 334-5493

Inorganic Analytical Results

FMI Gold & Copper - Sierrita
Project ID: OJ07R9
Sample ID: C-JS-03-0-1

ACZ Sample ID: ***L70949-01***
Date Sampled: *08/04/08 10:25*
Date Received: *08/05/08*
Sample Matrix: *Soil*

Metals Analysis

Parameter	EPA Method	Result	Qual	XQ	Units	MDL	PQL	Date	Analyst
Antimony, total (3050)	M6020 ICP-MS	0.5	B	*	mg/Kg	0.2	1	08/15/08 16:19	erf/msh
Arsenic, total (3050)	M6020 ICP-MS	6.6		*	mg/Kg	0.3	0.5	08/15/08 16:19	erf/msh
Barium, total (3050)	M6010B ICP	82.5		*	mg/Kg	0.3	2	08/20/08 0:48	aeh
Beryllium, total (3050)	M6010B ICP	1.4			mg/Kg	0.2	1	08/21/08 1:03	aeh
Cadmium, total (3050)	M6010B ICP		U		mg/Kg	0.5	2	08/20/08 0:48	aeh
Chromium, total (3050)	M6010B ICP	11		*	mg/Kg	1	5	08/20/08 0:48	aeh
Cobalt, total (3050)	M6010B ICP	12		*	mg/Kg	1	5	08/20/08 0:48	aeh
Copper, total (3050)	M6010B ICP	1020			mg/Kg	1	5	08/20/08 0:48	aeh
Lead, total (3050)	M6020 ICP-MS	74.80		*	mg/Kg	0.05	0.3	08/15/08 16:19	erf/msh
Manganese, total (3050)	M6010B ICP	573		*	mg/Kg	0.5	3	08/20/08 0:48	aeh
Mercury, total	M7471A CVAA		U		mg/Kg	0.04	0.2	08/16/08 16:12	jws
Molybdenum, total (3050)	M6010B ICP	199			mg/Kg	1	5	08/20/08 0:48	aeh
Nickel, total (3050)	M6010B ICP	10			mg/Kg	1	5	08/20/08 0:48	aeh
Selenium, total (3050)	M6020 ICP-MS	0.69			mg/Kg	0.05	0.3	08/15/08 16:19	erf/msh B4
Thallium, total (3050)	M6020 ICP-MS	0.20	B	*	mg/Kg	0.05	0.3	08/15/08 16:19	erf/msh
Uranium, total (3050)	M6020 ICP-MS	6.11		*	mg/Kg	0.05	0.3	08/15/08 16:19	erf/msh
Zinc, total (3050)	M6010B ICP	256		*	mg/Kg	1	5	08/20/08 0:48	aeh

Soil Analysis

Parameter	EPA Method	Result	Qual	XQ	Units	MDL	PQL	Date	Analyst
Solids, Percent	CLPSOW390, PART F, D-98	94.1		*	%	0.1	0.5	08/06/08 23:23	brd

Soil Preparation

Parameter	EPA Method	Result	Qual	XQ	Units	MDL	PQL	Date	Analyst
Air Dry at 34 Degrees C	USDA No. 1, 1972			*				08/06/08 22:00	brd
Digestion - Hot Plate	M3050B ICP-MS							08/11/08 13:36	mjc
Sieve-2000 um (2.0mm)	ASA No.9, 15-4.2.2			*				08/10/08 12:00	lwt/mjc

Arizona license number: AZ0102

EE 9/16/08

** Please refer to Qualifier Reports for details.*

ACZ Laboratories, Inc.

2773 Downhill Drive Steamboat Springs, CO 80487 (800) 334-5493

Inorganic Analytical Results

FMI Gold & Copper - Sierrita
Project ID: OJ07R9
Sample ID: C-JS-03-1-3

ACZ Sample ID: ***L70949-02***
Date Sampled: *08/04/08 10:31*
Date Received: *08/05/08*
Sample Matrix: *Soil*

Metals Analysis

Parameter	EPA Method	Result	Qual	XQ	Units	MDL	PQL	Date	Analyst
Antimony, total (3050)	M6020 ICP-MS		U	*	mg/Kg	0.2	1	08/15/08 16:26	erf/msh
Arsenic, total (3050)	M6020 ICP-MS	3.3		*	mg/Kg	0.3	0.5	08/15/08 16:26	erf/msh
Barium, total (3050)	M6010B ICP	136		*	mg/Kg	0.3	2	08/20/08 0:51	aeh
Beryllium, total (3050)	M6010B ICP	0.7	B		mg/Kg	0.2	1	08/21/08 1:07	aeh
Cadmium, total (3050)	M6010B ICP	0.7	B		mg/Kg	0.5	2	08/20/08 0:51	aeh
Chromium, total (3050)	M6010B ICP	8		*	mg/Kg	1	5	08/20/08 0:51	aeh
Cobalt, total (3050)	M6010B ICP	8		*	mg/Kg	1	5	08/20/08 0:51	aeh
Copper, total (3050)	M6010B ICP	485			mg/Kg	1	5	08/20/08 0:51	aeh
Lead, total (3050)	M6020 ICP-MS	53.20		*	mg/Kg	0.05	0.3	08/15/08 16:26	erf/msh
Manganese, total (3050)	M6010B ICP	351		*	mg/Kg	0.5	3	08/20/08 0:51	aeh
Mercury, total	M7471A CVAA		U		mg/Kg	0.04	0.2	08/16/08 16:19	jws
Molybdenum, total (3050)	M6010B ICP	37			mg/Kg	1	5	08/20/08 0:51	aeh
Nickel, total (3050)	M6010B ICP	6			mg/Kg	1	5	08/20/08 0:51	aeh
Selenium, total (3050)	M6020 ICP-MS	0.29	B		mg/Kg	0.05	0.3	08/15/08 16:26	erf/msh B4
Thallium, total (3050)	M6020 ICP-MS	0.22	B	*	mg/Kg	0.05	0.3	08/15/08 16:26	erf/msh
Uranium, total (3050)	M6020 ICP-MS	3.70		*	mg/Kg	0.05	0.3	08/15/08 16:26	erf/msh
Zinc, total (3050)	M6010B ICP	442		*	mg/Kg	1	5	08/20/08 0:51	aeh

Soil Analysis

Parameter	EPA Method	Result	Qual	XQ	Units	MDL	PQL	Date	Analyst
Solids, Percent	CLPSOW390, PART F, D-98	93.7		*	%	0.1	0.5	08/07/08 2:10	brd

Soil Preparation

Parameter	EPA Method	Result	Qual	XQ	Units	MDL	PQL	Date	Analyst
Air Dry at 34 Degrees C	USDA No. 1, 1972			*				08/06/08 22:05	brd
Digestion - Hot Plate	M3050B ICP-MS							08/11/08 13:52	mjc
Sieve-2000 um (2.0mm)	ASA No.9, 15-4.2.2			*				08/10/08 13:50	lwt/mjc

Arizona license number: AZ0102

EQ 9/16/08

** Please refer to Qualifier Reports for details.*

ACZ Laboratories, Inc.

2773 Downhill Drive Steamboat Springs, CO 80487 (800) 334-5493

Inorganic Analytical Results

FMI Gold & Copper - Sierrita
Project ID: OJ07R9
Sample ID: C-JS-03-5-7

ACZ Sample ID: ***L70949-03***
Date Sampled: *08/04/08 10:34*
Date Received: *08/05/08*
Sample Matrix: *Soil*

Metals Analysis

Parameter	EPA Method	Result	Qual	XQ	Units	MDL	PQL	Date	Analyst
Antimony, total (3050)	M6020 ICP-MS		U	*	mg/Kg	0.2	1	08/15/08 16:33	erf/msh
Arsenic, total (3050)	M6020 ICP-MS	2.7		*	mg/Kg	0.3	0.5	08/15/08 16:33	erf/msh
Barium, total (3050)	M6010B ICP	88.1		*	mg/Kg	0.3	2	08/20/08 0:54	aeh
Beryllium, total (3050)	M6010B ICP	0.6	B		mg/Kg	0.2	1	08/21/08 1:11	aeh
Cadmium, total (3050)	M6010B ICP		U		mg/Kg	0.5	2	08/20/08 0:54	aeh
Chromium, total (3050)	M6010B ICP	12		*	mg/Kg	1	5	08/20/08 0:54	aeh
Cobalt, total (3050)	M6010B ICP	6		*	mg/Kg	1	5	08/20/08 0:54	aeh
Copper, total (3050)	M6010B ICP	371			mg/Kg	1	5	08/20/08 0:54	aeh
Lead, total (3050)	M6020 ICP-MS	45.90		*	mg/Kg	0.05	0.3	08/15/08 16:33	erf/msh
Manganese, total (3050)	M6010B ICP	256		*	mg/Kg	0.5	3	08/20/08 0:54	aeh
Mercury, total	M7471A CVAA		U		mg/Kg	0.04	0.2	08/16/08 16:21	jws
Molybdenum, total (3050)	M6010B ICP	18			mg/Kg	1	5	08/20/08 0:54	aeh
Nickel, total (3050)	M6010B ICP	6			mg/Kg	1	5	08/20/08 0:54	aeh
Selenium, total (3050)	M6020 ICP-MS	0.23	B		mg/Kg	0.05	0.3	08/15/08 16:33	erf/msh B4
Thallium, total (3050)	M6020 ICP-MS	0.15	B	*	mg/Kg	0.05	0.3	08/15/08 16:33	erf/msh
Uranium, total (3050)	M6020 ICP-MS	3.15		*	mg/Kg	0.05	0.3	08/15/08 16:33	erf/msh
Zinc, total (3050)	M6010B ICP	255		*	mg/Kg	1	5	08/20/08 0:54	aeh

Soil Analysis

Parameter	EPA Method	Result	Qual	XQ	Units	MDL	PQL	Date	Analyst
Solids, Percent	CLPSOW390, PART F, D-98	89.0		*	%	0.1	0.5	08/07/08 3:34	brd

Soil Preparation

Parameter	EPA Method	Result	Qual	XQ	Units	MDL	PQL	Date	Analyst
Air Dry at 34 Degrees C	USDA No. 1, 1972			*				08/06/08 22:10	brd
Digestion - Hot Plate	M3050B ICP-MS							08/11/08 14:07	mjc
Sieve-2000 um (2.0mm)	ASA No.9, 15-4.2.2			*				08/10/08 15:40	lwt/mjc

Arizona license number: AZ0102

EC 9/16/08

** Please refer to Qualifier Reports for details.*

ACZ Laboratories, Inc.

2773 Downhill Drive Steamboat Springs, CO 80487 (800) 334-5493

Inorganic Analytical Results

FMI Gold & Copper - Sierrita
Project ID: OJ07R9
Sample ID: C-JS-03-10-12

ACZ Sample ID: ***L70949-04***
Date Sampled: *08/04/08 10:43*
Date Received: *08/05/08*
Sample Matrix: *Soil*

Metals Analysis

Parameter	EPA Method	Result	Qual	XQ	Units	MDL	PQL	Date	Analyst
Antimony, total (3050)	M6020 ICP-MS		U	*	mg/Kg	0.2	1	08/15/08 16:39	erf/msh
Arsenic, total (3050)	M6020 ICP-MS	2.2		*	mg/Kg	0.3	0.5	08/15/08 16:39	erf/msh
Barium, total (3050)	M6010B ICP	85.8		*	mg/Kg	0.3	2	08/20/08 0:58	aeh
Beryllium, total (3050)	M6010B ICP	0.7	B		mg/Kg	0.2	1	08/21/08 1:14	aeh
Cadmium, total (3050)	M6010B ICP		U		mg/Kg	0.5	2	08/20/08 0:58	aeh
Chromium, total (3050)	M6010B ICP	8		*	mg/Kg	1	5	08/20/08 0:58	aeh
Cobalt, total (3050)	M6010B ICP	4	B	*	mg/Kg	1	5	08/20/08 0:58	aeh
Copper, total (3050)	M6010B ICP	365			mg/Kg	1	5	08/20/08 0:58	aeh
Lead, total (3050)	M6020 ICP-MS	89.30		*	mg/Kg	0.05	0.3	08/15/08 16:39	erf/msh
Manganese, total (3050)	M6010B ICP	211		*	mg/Kg	0.5	3	08/20/08 0:58	aeh
Mercury, total	M7471A CVAA		U		mg/Kg	0.04	0.2	08/16/08 16:23	jws
Molybdenum, total (3050)	M6010B ICP	7			mg/Kg	1	5	08/20/08 0:58	aeh
Nickel, total (3050)	M6010B ICP	4	B		mg/Kg	1	5	08/20/08 0:58	aeh
Selenium, total (3050)	M6020 ICP-MS	0.41			mg/Kg	0.05	0.3	08/15/08 16:39	erf/msh B4
Thallium, total (3050)	M6020 ICP-MS	0.18	B	*	mg/Kg	0.05	0.3	08/15/08 16:39	erf/msh
Uranium, total (3050)	M6020 ICP-MS	13.00		*	mg/Kg	0.05	0.3	08/15/08 16:39	erf/msh
Zinc, total (3050)	M6010B ICP	178		*	mg/Kg	1	5	08/20/08 0:58	aeh

Soil Analysis

Parameter	EPA Method	Result	Qual	XQ	Units	MDL	PQL	Date	Analyst
Solids, Percent	CLPSOW390, PART F, D-98	86.0		*	%	0.1	0.5	08/07/08 4:57	brd

Soil Preparation

Parameter	EPA Method	Result	Qual	XQ	Units	MDL	PQL	Date	Analyst
Air Dry at 34 Degrees C	USDA No. 1, 1972			*				08/06/08 22:15	brd
Digestion - Hot Plate	M3050B ICP-MS							08/11/08 14:23	mjc
Sieve-2000 um (2.0mm)	ASA No.9, 15-4.2.2			*				08/10/08 17:30	lwt/mjc

Arizona license number: AZ0102

EQ 9/16/08

** Please refer to Qualifier Reports for details.*

ACZ Laboratories, Inc.
2773 Downhill Drive Steamboat Springs, CO 80487 (800) 334-5493

Inorganic Analytical Results

FMI Gold & Copper - Sierrita
Project ID: OJ07R9
Sample ID: C-JS-03-15-17

ACZ Sample ID: ***L70949-05***
Date Sampled: *08/04/08 11:03*
Date Received: *08/05/08*
Sample Matrix: *Soil*

Metals Analysis

Parameter	EPA Method	Result	Qual	XQ	Units	MDL	PQL	Date	Analyst
Antimony, total (3050)	M6020 ICP-MS		U	*	mg/Kg	0.2	1	08/15/08 16:46	erf/msh
Arsenic, total (3050)	M6020 ICP-MS	2.8		*	mg/Kg	0.3	0.5	08/15/08 16:46	erf/msh
Barium, total (3050)	M6010B ICP	95.6		*	mg/Kg	0.3	2	08/20/08 1:01	aeh
Beryllium, total (3050)	M6010B ICP	0.8	B		mg/Kg	0.2	1	08/21/08 1:18	aeh
Cadmium, total (3050)	M6010B ICP		U		mg/Kg	0.5	2	08/20/08 1:01	aeh
Chromium, total (3050)	M6010B ICP	10		*	mg/Kg	1	5	08/20/08 1:01	aeh
Cobalt, total (3050)	M6010B ICP	6		*	mg/Kg	1	5	08/20/08 1:01	aeh
Copper, total (3050)	M6010B ICP	442			mg/Kg	1	5	08/20/08 1:01	aeh
Lead, total (3050)	M6020 ICP-MS	66.60		*	mg/Kg	0.05	0.3	08/15/08 16:46	erf/msh
Manganese, total (3050)	M6010B ICP	270		*	mg/Kg	0.5	3	08/20/08 1:01	aeh
Mercury, total	M7471A CVAA		U		mg/Kg	0.04	0.2	08/16/08 16:26	jws
Molybdenum, total (3050)	M6010B ICP	14			mg/Kg	1	5	08/20/08 1:01	aeh
Nickel, total (3050)	M6010B ICP	5	B		mg/Kg	1	5	08/20/08 1:01	aeh
Selenium, total (3050)	M6020 ICP-MS	0.42			mg/Kg	0.05	0.3	08/15/08 16:46	erf/msh 84
Thallium, total (3050)	M6020 ICP-MS	0.20	B	*	mg/Kg	0.05	0.3	08/15/08 16:46	erf/msh
Uranium, total (3050)	M6020 ICP-MS	15.30		*	mg/Kg	0.05	0.3	08/15/08 16:46	erf/msh
Zinc, total (3050)	M6010B ICP	207		*	mg/Kg	1	5	08/20/08 1:01	aeh

Soil Analysis

Parameter	EPA Method	Result	Qual	XQ	Units	MDL	PQL	Date	Analyst
Solids, Percent	CLPSOW390, PART F, D-98	81.9		*	%	0.1	0.5	08/07/08 6:21	brd

Soil Preparation

Parameter	EPA Method	Result	Qual	XQ	Units	MDL	PQL	Date	Analyst
Air Dry at 34 Degrees C	USDA No. 1, 1972			*				08/06/08 22:20	brd
Digestion - Hot Plate	M3050B ICP-MS							08/11/08 14:39	mjc
Sieve-2000 um (2.0mm)	ASA No.9, 15-4.2.2			*				08/10/08 19:20	lwt/mjc

Arizona license number: AZ0102

ER 9/16/08

** Please refer to Qualifier Reports for details.*

ACZ Laboratories, Inc.

2773 Downhill Drive Steamboat Springs, CO 80487 (800) 334-5493

Inorganic Analytical Results

FMI Gold & Copper - Sierrita
Project ID: OJ07R9
Sample ID: CS-JS-01-0-1

ACZ Sample ID: ***L70949-06***
Date Sampled: *08/04/08 11:38*
Date Received: *08/05/08*
Sample Matrix: *Soil*

Metals Analysis

Parameter	EPA Method	Result	Qual	XQ	Units	MDL	PQL	Date	Analyst
Antimony, total (3050)	M6020 ICP-MS	0.5	B	*	mg/Kg	0.2	1	08/15/08 16:53	erf/msh
Arsenic, total (3050)	M6020 ICP-MS	8.7		*	mg/Kg	0.3	0.5	08/15/08 16:53	erf/msh
Barium, total (3050)	M6010B ICP	82.3		*	mg/Kg	0.3	2	08/20/08 1:05	aeh
Beryllium, total (3050)	M6010B ICP	0.6	B		mg/Kg	0.2	1	08/21/08 1:29	aeh
Cadmium, total (3050)	M6010B ICP		U		mg/Kg	0.5	2	08/20/08 1:05	aeh
Chromium, total (3050)	M6010B ICP	14		*	mg/Kg	1	5	08/20/08 1:05	aeh
Cobalt, total (3050)	M6010B ICP	7		*	mg/Kg	1	5	08/20/08 1:05	aeh
Copper, total (3050)	M6010B ICP	423			mg/Kg	1	5	08/20/08 1:05	aeh
Lead, total (3050)	M6020 ICP-MS	65.10		*	mg/Kg	0.05	0.3	08/15/08 16:53	erf/msh
Manganese, total (3050)	M6010B ICP	386		*	mg/Kg	0.5	3	08/20/08 1:05	aeh
Mercury, total	M7471A CVAA		U		mg/Kg	0.04	0.2	08/16/08 16:28	jws
Molybdenum, total (3050)	M6010B ICP	142			mg/Kg	1	5	08/20/08 1:05	aeh
Nickel, total (3050)	M6010B ICP	6			mg/Kg	1	5	08/20/08 1:05	aeh
Selenium, total (3050)	M6020 ICP-MS	0.62			mg/Kg	0.05	0.3	08/15/08 16:53	erf/msh B4
Thallium, total (3050)	M6020 ICP-MS	0.22	B	*	mg/Kg	0.05	0.3	08/15/08 16:53	erf/msh
Uranium, total (3050)	M6020 ICP-MS	3.67		*	mg/Kg	0.05	0.3	08/15/08 16:53	erf/msh
Zinc, total (3050)	M6010B ICP	124		*	mg/Kg	1	5	08/20/08 1:05	aeh

Soil Analysis

Parameter	EPA Method	Result	Qual	XQ	Units	MDL	PQL	Date	Analyst
Solids, Percent	CLPSOW390, PART F, D-98	96.3		*	%	0.1	0.5	08/07/08 7:44	brd

Soil Preparation

Parameter	EPA Method	Result	Qual	XQ	Units	MDL	PQL	Date	Analyst
Air Dry at 34 Degrees C	USDA No. 1, 1972			*				08/06/08 22:25	brd
Digestion - Hot Plate	M3050B ICP-MS							08/11/08 14:54	mjc
Sieve-2000 um (2.0mm)	ASA No.9, 15-4.2.2			*				08/10/08 21:10	lwt/mjc

Arizona license number: AZ0102

EE 9/16/08

** Please refer to Qualifier Reports for details.*

ACZ Laboratories, Inc.
2773 Downhill Drive Steamboat Springs, CO 80487 (800) 334-5493

Inorganic Analytical Results

FMI Gold & Copper - Sierrita
Project ID: OJ07R9
Sample ID: CS-JS-01-1-3

ACZ Sample ID: ***L70949-07***
Date Sampled: *08/04/08 11:38*
Date Received: *08/05/08*
Sample Matrix: *Soil*

Metals Analysis

Parameter	EPA Method	Result	Qual	XQ	Units	MDL	PQL	Date	Analyst
Antimony, total (3050)	M6020 ICP-MS		U	*	mg/Kg	0.2	1	08/15/08 17:00	erf/msh
Arsenic, total (3050)	M6020 ICP-MS	2.2		*	mg/Kg	0.3	0.5	08/15/08 17:00	erf/msh
Barium, total (3050)	M6010B ICP	121		*	mg/Kg	0.3	2	08/20/08 1:08	aeh
Beryllium, total (3050)	M6010B ICP	0.6	B		mg/Kg	0.2	1	08/21/08 1:32	aeh
Cadmium, total (3050)	M6010B ICP		U		mg/Kg	0.5	2	08/20/08 1:08	aeh
Chromium, total (3050)	M6010B ICP	37		*	mg/Kg	1	5	08/20/08 1:08	aeh
Cobalt, total (3050)	M6010B ICP	8		*	mg/Kg	1	5	08/20/08 1:08	aeh
Copper, total (3050)	M6010B ICP	432			mg/Kg	1	5	08/20/08 1:08	aeh
Lead, total (3050)	M6020 ICP-MS	90.50		*	mg/Kg	0.05	0.3	08/15/08 17:00	erf/msh
Manganese, total (3050)	M6010B ICP	546		*	mg/Kg	0.5	3	08/20/08 1:08	aeh
Mercury, total	M7471A CVAA		U		mg/Kg	0.04	0.2	08/16/08 16:30	jws
Molybdenum, total (3050)	M6010B ICP	54			mg/Kg	1	5	08/20/08 1:08	aeh
Nickel, total (3050)	M6010B ICP	6			mg/Kg	1	5	08/20/08 1:08	aeh
Selenium, total (3050)	M6020 ICP-MS	0.26	B		mg/Kg	0.05	0.3	08/15/08 17:00	erf/msh B4
Thallium, total (3050)	M6020 ICP-MS	0.20	B	*	mg/Kg	0.05	0.3	08/15/08 17:00	erf/msh
Uranium, total (3050)	M6020 ICP-MS	4.66		*	mg/Kg	0.05	0.3	08/15/08 17:00	erf/msh
Zinc, total (3050)	M6010B ICP	172		*	mg/Kg	1	5	08/20/08 1:08	aeh

Soil Analysis

Parameter	EPA Method	Result	Qual	XQ	Units	MDL	PQL	Date	Analyst
Solids, Percent	CLPSOW390, PART F, D-98	95.5		*	%	0.1	0.5	08/07/08 9:08	brd

Soil Preparation

Parameter	EPA Method	Result	Qual	XQ	Units	MDL	PQL	Date	Analyst
Air Dry at 34 Degrees C	USDA No. 1, 1972			*				08/06/08 22:30	brd
Digestion - Hot Plate	M3050B ICP-MS							08/11/08 15:10	mjc
Sieve-2000 um (2.0mm)	ASA No.9, 15-4.2.2			*				08/10/08 23:00	lwt/mjc

Arizona license number: AZ0102

ER 9/16/08

** Please refer to Qualifier Reports for details.*

ACZ Laboratories, Inc.
2773 Downhill Drive Steamboat Springs, CO 80487 (800) 334-5493

Inorganic Analytical Results

FMI Gold & Copper - Sierrita
Project ID: OJ07R9
Sample ID: CS-JS-01-5-7

ACZ Sample ID: ***L70949-08***
Date Sampled: *08/04/08 11:44*
Date Received: *08/05/08*
Sample Matrix: *Soil*

Metals Analysis

Parameter	EPA Method	Result	Qual	XQ	Units	MDL	PQL	Date	Analyst
Antimony, total (3050)	M6020 ICP-MS	0.3	B	*	mg/Kg	0.2	1	08/15/08 17:07	erf/msh
Arsenic, total (3050)	M6020 ICP-MS	3.6		*	mg/Kg	0.3	0.5	08/15/08 17:07	erf/msh
Barium, total (3050)	M6010B ICP	146		*	mg/Kg	0.3	2	08/20/08 1:12	aeh
Beryllium, total (3050)	M6010B ICP	0.7	B		mg/Kg	0.2	1	08/21/08 1:36	aeh
Cadmium, total (3050)	M6010B ICP		U		mg/Kg	0.5	2	08/20/08 1:12	aeh
Chromium, total (3050)	M6010B ICP	5		*	mg/Kg	1	5	08/20/08 1:12	aeh
Cobalt, total (3050)	M6010B ICP	10		*	mg/Kg	1	5	08/20/08 1:12	aeh
Copper, total (3050)	M6010B ICP	602			mg/Kg	1	5	08/20/08 1:12	aeh
Lead, total (3050)	M6020 ICP-MS	343		*	mg/Kg	0.1	0.5	08/22/08 10:04	erf/rac
Manganese, total (3050)	M6010B ICP	486		*	mg/Kg	0.5	3	08/20/08 1:12	aeh
Mercury, total	M7471A CVAA		U		mg/Kg	0.04	0.2	08/16/08 16:33	jws
Molybdenum, total (3050)	M6010B ICP	134			mg/Kg	1	5	08/20/08 1:12	aeh
Nickel, total (3050)	M6010B ICP	5			mg/Kg	1	5	08/20/08 1:12	aeh
Selenium, total (3050)	M6020 ICP-MS	0.48			mg/Kg	0.05	0.3	08/15/08 17:07	erf/msh B4
Thallium, total (3050)	M6020 ICP-MS	0.23	B	*	mg/Kg	0.05	0.3	08/15/08 17:07	erf/msh
Uranium, total (3050)	M6020 ICP-MS	6.09		*	mg/Kg	0.05	0.3	08/15/08 17:07	erf/msh
Zinc, total (3050)	M6010B ICP	302		*	mg/Kg	1	5	08/20/08 1:12	aeh

Soil Analysis

Parameter	EPA Method	Result	Qual	XQ	Units	MDL	PQL	Date	Analyst
Solids, Percent	CLPSOW390, PART F, D-98	94.0		*	%	0.1	0.5	08/07/08 10:32	brd

Soil Preparation

Parameter	EPA Method	Result	Qual	XQ	Units	MDL	PQL	Date	Analyst
Air Dry at 34 Degrees C	USDA No. 1, 1972			*				08/06/08 22:35	brd
Digestion - Hot Plate	M3050B ICP-MS							08/11/08 15:25	mjc
Sieve-2000 um (2.0mm)	ASA No.9, 15-4.2.2			*				08/11/08 0:50	lwt/mjc

Arizona license number: AZ0102

EE 9/16/08

** Please refer to Qualifier Reports for details.*

ACZ Laboratories, Inc.
2773 Downhill Drive Steamboat Springs, CO 80487 (800) 334-5493

Inorganic Analytical Results

FMI Gold & Copper - Sierrita
Project ID: OJ07R9
Sample ID: CS-JS-01-10-12

ACZ Sample ID: ***L70949-09***
Date Sampled: *08/04/08 13:30*
Date Received: *08/05/08*
Sample Matrix: *Soil*

Metals Analysis

Parameter	EPA Method	Result	Qual	XQ	Units	MDL	PQL	Date	Analyst
Antimony, total (3050)	M6020 ICP-MS	1.0	B	*	mg/Kg	0.2	1	08/15/08 17:15	erf/msh
Arsenic, total (3050)	M6020 ICP-MS	5.8		*	mg/Kg	0.3	0.5	08/15/08 17:15	erf/msh
Barium, total (3050)	M6010B ICP	123		*	mg/Kg	0.3	2	08/20/08 1:22	aeh
Beryllium, total (3050)	M6010B ICP	0.7	B		mg/Kg	0.2	1	08/21/08 1:40	aeh
Cadmium, total (3050)	M6010B ICP		U		mg/Kg	0.5	2	08/20/08 1:22	aeh
Chromium, total (3050)	M6010B ICP	9		*	mg/Kg	1	5	08/20/08 1:22	aeh
Cobalt, total (3050)	M6010B ICP	12		*	mg/Kg	1	5	08/20/08 1:22	aeh
Copper, total (3050)	M6010B ICP	4580			mg/Kg	1	5	08/20/08 1:22	aeh
Lead, total (3050)	M6020 ICP-MS	47.90		*	mg/Kg	0.05	0.3	08/15/08 17:15	erf/msh
Manganese, total (3050)	M6010B ICP	392		*	mg/Kg	0.5	3	08/20/08 1:22	aeh
Mercury, total	M7471A CVAA		U		mg/Kg	0.04	0.2	08/16/08 16:35	jws
Molybdenum, total (3050)	M6010B ICP	735			mg/Kg	1	5	08/20/08 1:22	aeh
Nickel, total (3050)	M6010B ICP	5			mg/Kg	1	5	08/20/08 1:22	aeh
Selenium, total (3050)	M6020 ICP-MS	3.37			mg/Kg	0.05	0.3	08/15/08 17:15	erf/msh B4
Thallium, total (3050)	M6020 ICP-MS	0.27	B	*	mg/Kg	0.05	0.3	08/15/08 17:15	erf/msh
Uranium, total (3050)	M6020 ICP-MS	6.90		*	mg/Kg	0.05	0.3	08/15/08 17:15	erf/msh
Zinc, total (3050)	M6010B ICP	150		*	mg/Kg	1	5	08/20/08 1:22	aeh

Soil Analysis

Parameter	EPA Method	Result	Qual	XQ	Units	MDL	PQL	Date	Analyst
Solids, Percent	CLPSOW390, PART F, D-98	77.9		*	%	0.1	0.5	08/07/08 11:55	brd

Soil Preparation

Parameter	EPA Method	Result	Qual	XQ	Units	MDL	PQL	Date	Analyst
Air Dry at 34 Degrees C	USDA No. 1, 1972			*				08/06/08 22:40	brd
Digestion - Hot Plate	M3050B ICP-MS							08/11/08 15:41	mjc
Sieve-2000 um (2.0mm)	ASA No.9, 15-4.2.2			*				08/11/08 2:40	lwt/mjc

Arizona license number: AZ0102

EC 9/16/08

** Please refer to Qualifier Reports for details.*

ACZ Laboratories, Inc.
2773 Downhill Drive Steamboat Springs, CO 80487 (800) 334-5493

Inorganic Analytical Results

FMI Gold & Copper - Sierrita
Project ID: OJ07R9
Sample ID: CS-JS-02-0-1

ACZ Sample ID: ***L70949-10***
Date Sampled: *08/04/08 14:06*
Date Received: *08/05/08*
Sample Matrix: *Soil*

Metals Analysis

Parameter	EPA Method	Result	Qual	XQ	Units	MDL	PQL	Date	Analyst
Antimony, total (3050)	M6020 ICP-MS	0.3	B	*	mg/Kg	0.2	1	08/15/08 17:36	erf/msh
Arsenic, total (3050)	M6020 ICP-MS	4.0		*	mg/Kg	0.3	0.5	08/15/08 17:36	erf/msh
Barium, total (3050)	M6010B ICP	157		*	mg/Kg	0.3	2	08/20/08 1:25	aeh
Beryllium, total (3050)	M6010B ICP	0.6	B		mg/Kg	0.2	1	08/21/08 1:43	aeh
Cadmium, total (3050)	M6010B ICP		U		mg/Kg	0.5	2	08/20/08 1:25	aeh
Chromium, total (3050)	M6010B ICP	8		*	mg/Kg	1	5	08/20/08 1:25	aeh
Cobalt, total (3050)	M6010B ICP	9		*	mg/Kg	1	5	08/20/08 1:25	aeh
Copper, total (3050)	M6010B ICP	640			mg/Kg	1	5	08/20/08 1:25	aeh
Lead, total (3050)	M6020 ICP-MS	126		*	mg/Kg	0.05	0.3	08/15/08 17:36	erf/msh
Manganese, total (3050)	M6010B ICP	348		*	mg/Kg	0.5	3	08/20/08 1:25	aeh
Mercury, total	M7471A CVAA		U		mg/Kg	0.04	0.2	08/16/08 16:37	jws
Molybdenum, total (3050)	M6010B ICP	81			mg/Kg	1	5	08/20/08 1:25	aeh
Nickel, total (3050)	M6010B ICP	6			mg/Kg	1	5	08/20/08 1:25	aeh
Selenium, total (3050)	M6020 ICP-MS	0.41			mg/Kg	0.05	0.3	08/15/08 17:36	erf/msh B4
Thallium, total (3050)	M6020 ICP-MS	0.32		*	mg/Kg	0.05	0.3	08/22/08 10:10	erf/rac
Uranium, total (3050)	M6020 ICP-MS	3.77		*	mg/Kg	0.05	0.3	08/15/08 17:36	erf/msh
Zinc, total (3050)	M6010B ICP	218		*	mg/Kg	1	5	08/20/08 1:25	aeh

Soil Analysis

Parameter	EPA Method	Result	Qual	XQ	Units	MDL	PQL	Date	Analyst
Solids, Percent	CLPSOW390, PART F, D-98	93.9		*	%	0.1	0.5	08/07/08 13:19	brd

Soil Preparation

Parameter	EPA Method	Result	Qual	XQ	Units	MDL	PQL	Date	Analyst
Air Dry at 34 Degrees C	USDA No. 1, 1972			*				08/06/08 22:45	brd
Digestion - Hot Plate	M3050B ICP-MS							08/11/08 15:57	mjc
Sieve-2000 um (2.0mm)	ASA No.9, 15-4.2.2			*				08/11/08 4:30	lwt/mjc

Arizona license number: AZ0102

EQ 9/16/08

** Please refer to Qualifier Reports for details.*

ACZ Laboratories, Inc.
2773 Downhill Drive Steamboat Springs, CO 80487 (800) 334-5493

Inorganic Analytical Results

FMI Gold & Copper - Sierrita
Project ID: OJ07R9
Sample ID: CS-JS-02-1-3

ACZ Sample ID: ***L70949-11***
Date Sampled: *08/04/08 14:06*
Date Received: *08/05/08*
Sample Matrix: *Soil*

Metals Analysis

Parameter	EPA Method	Result	Qual	XQ	Units	MDL	PQL	Date	Analyst
Antimony, total (3050)	M6020 ICP-MS	0.2	B	*	mg/Kg	0.2	1	08/15/08 17:43	erf/msh
Arsenic, total (3050)	M6020 ICP-MS	3.3		*	mg/Kg	0.3	0.5	08/15/08 17:43	erf/msh
Barium, total (3050)	M6010B ICP	85.6		*	mg/Kg	0.3	2	08/20/08 1:29	aeh
Beryllium, total (3050)	M6010B ICP	0.7	B		mg/Kg	0.2	1	08/21/08 1:47	aeh
Cadmium, total (3050)	M6010B ICP		U		mg/Kg	0.5	2	08/20/08 1:29	aeh
Chromium, total (3050)	M6010B ICP	7		*	mg/Kg	1	5	08/20/08 1:29	aeh
Cobalt, total (3050)	M6010B ICP	7		*	mg/Kg	1	5	08/20/08 1:29	aeh
Copper, total (3050)	M6010B ICP	448			mg/Kg	1	5	08/20/08 1:29	aeh
Lead, total (3050)	M6020 ICP-MS	25.70		*	mg/Kg	0.05	0.3	08/15/08 17:43	erf/msh
Manganese, total (3050)	M6010B ICP	269		*	mg/Kg	0.5	3	08/20/08 1:29	aeh
Mercury, total	M7471A CVAA		U		mg/Kg	0.04	0.2	08/16/08 16:40	jws
Molybdenum, total (3050)	M6010B ICP	28			mg/Kg	1	5	08/20/08 1:29	aeh
Nickel, total (3050)	M6010B ICP	5			mg/Kg	1	5	08/20/08 1:29	aeh
Selenium, total (3050)	M6020 ICP-MS	0.32			mg/Kg	0.05	0.3	08/15/08 17:43	erf/msh B4
Thallium, total (3050)	M6020 ICP-MS	0.26	B	*	mg/Kg	0.05	0.3	08/22/08 10:16	erf/rac
Uranium, total (3050)	M6020 ICP-MS	3.28		*	mg/Kg	0.05	0.3	08/15/08 17:43	erf/msh
Zinc, total (3050)	M6010B ICP	269		*	mg/Kg	1	5	08/20/08 1:29	aeh

Soil Analysis

Parameter	EPA Method	Result	Qual	XQ	Units	MDL	PQL	Date	Analyst
Solids, Percent	CLPSOW390, PART F, D-98	95.8		*	%	0.1	0.5	08/07/08 14:42	brd

Soil Preparation

Parameter	EPA Method	Result	Qual	XQ	Units	MDL	PQL	Date	Analyst
Air Dry at 34 Degrees C	USDA No. 1, 1972			*				08/06/08 22:50	brd
Digestion - Hot Plate	M3050B ICP-MS							08/11/08 16:12	mjc
Sieve-2000 um (2.0mm)	ASA No.9, 15-4.2.2			*				08/11/08 6:20	lwt/mjc

Arizona license number: AZ0102

EE 9/16/08

** Please refer to Qualifier Reports for details.*

ACZ Laboratories, Inc.
2773 Downhill Drive Steamboat Springs, CO 80487 (800) 334-5493

Inorganic Analytical Results

FMI Gold & Copper - Sierrita
Project ID: OJ07R9
Sample ID: CS-JS-02-5-7

ACZ Sample ID: ***L70949-12***
Date Sampled: *08/04/08 14:15*
Date Received: *08/05/08*
Sample Matrix: *Soil*

Metals Analysis

Parameter	EPA Method	Result	Qual	XQ	Units	MDL	PQL	Date	Analyst
Antimony, total (3050)	M6020 ICP-MS		U	*	mg/Kg	0.2	1	08/15/08 17:50	erf/msh
Arsenic, total (3050)	M6020 ICP-MS	1.6		*	mg/Kg	0.3	0.5	08/15/08 17:50	erf/msh
Barium, total (3050)	M6010B ICP	366		*	mg/Kg	0.3	2	08/20/08 1:32	aeh
Beryllium, total (3050)	M6010B ICP	0.5	B		mg/Kg	0.2	1	08/21/08 1:50	aeh
Cadmium, total (3050)	M6010B ICP		U		mg/Kg	0.5	2	08/20/08 1:32	aeh
Chromium, total (3050)	M6010B ICP	5		*	mg/Kg	1	5	08/20/08 1:32	aeh
Cobalt, total (3050)	M6010B ICP	11		*	mg/Kg	1	5	08/20/08 1:32	aeh
Copper, total (3050)	M6010B ICP	131			mg/Kg	1	5	08/20/08 1:32	aeh
Lead, total (3050)	M6020 ICP-MS	20.30		*	mg/Kg	0.05	0.3	08/15/08 17:50	erf/msh
Manganese, total (3050)	M6010B ICP	430		*	mg/Kg	0.5	3	08/20/08 1:32	aeh
Mercury, total	M7471A CVAA		U		mg/Kg	0.04	0.2	08/16/08 16:46	jws
Molybdenum, total (3050)	M6010B ICP	5	B		mg/Kg	1	5	08/20/08 1:32	aeh
Nickel, total (3050)	M6010B ICP	9			mg/Kg	1	5	08/20/08 1:32	aeh
Selenium, total (3050)	M6020 ICP-MS	0.19	B		mg/Kg	0.05	0.3	08/15/08 17:50	erf/msh B4
Thallium, total (3050)	M6020 ICP-MS	0.38		*	mg/Kg	0.05	0.3	08/22/08 10:29	erf/rac
Uranium, total (3050)	M6020 ICP-MS	3.00		*	mg/Kg	0.05	0.3	08/15/08 17:50	erf/msh
Zinc, total (3050)	M6010B ICP	1140		*	mg/Kg	1	5	08/20/08 1:32	aeh

Soil Analysis

Parameter	EPA Method	Result	Qual	XQ	Units	MDL	PQL	Date	Analyst
Solids, Percent	CLPSOW390, PART F, D-98	95.8		*	%	0.1	0.5	08/07/08 16:06	brd

Soil Preparation

Parameter	EPA Method	Result	Qual	XQ	Units	MDL	PQL	Date	Analyst
Air Dry at 34 Degrees C	USDA No. 1, 1972			*				08/06/08 22:55	brd
Digestion - Hot Plate	M3050B ICP-MS							08/11/08 16:28	mjc
Sieve-2000 um (2.0mm)	ASA No.9, 15-4.2.2			*				08/11/08 8:10	lwt/mjc

Arizona license number: AZ0102

ER 9/16/08

** Please refer to Qualifier Reports for details.*

ACZ Laboratories, Inc.

2773 Downhill Drive Steamboat Springs, CO 80487 (800) 334-5493

Inorganic Analytical Results

FMI Gold & Copper - Sierrita
Project ID: OJ07R9
Sample ID: CS-JS-02-10-11

ACZ Sample ID: ***L70949-13***
Date Sampled: *08/04/08 14:33*
Date Received: *08/05/08*
Sample Matrix: *Soil*

Metals Analysis

Parameter	EPA Method	Result	Qual	XQ	Units	MDL	PQL	Date	Analyst	
Antimony, total (3050)	M6020 ICP-MS	0.7	B	*	mg/Kg	0.2	1	08/15/08 17:57	erf/msh	MZ
Arsenic, total (3050)	M6020 ICP-MS	5.3		*	mg/Kg	0.3	0.5	08/15/08 17:57	erf/msh	
Barium, total (3050)	M6010B ICP	138		*	mg/Kg	0.3	2	08/20/08 1:36	aeh	
Beryllium, total (3050)	M6010B ICP	0.6	B		mg/Kg	0.2	1	08/21/08 1:54	aeh	
Cadmium, total (3050)	M6010B ICP	8.3			mg/Kg	0.5	2	08/20/08 1:36	aeh	
Chromium, total (3050)	M6010B ICP	5		*	mg/Kg	1	5	08/20/08 1:36	aeh	
Cobalt, total (3050)	M6010B ICP	12		*	mg/Kg	1	5	08/20/08 1:36	aeh	
Copper, total (3050)	M6010B ICP	448			mg/Kg	1	5	08/20/08 1:36	aeh	
Lead, total (3050)	M6020 ICP-MS	376		*	mg/Kg	0.1	0.5	08/22/08 10:48	erf/rac	
Manganese, total (3050)	M6010B ICP	717		*	mg/Kg	0.5	3	08/20/08 1:36	aeh	
Mercury, total	M7471A CVAA		U		mg/Kg	0.04	0.2	08/16/08 16:49	jws	
Molybdenum, total (3050)	M6010B ICP	15			mg/Kg	1	5	08/20/08 1:36	aeh	
Nickel, total (3050)	M6010B ICP	8			mg/Kg	1	5	08/20/08 1:36	aeh	
Selenium, total (3050)	M6020 ICP-MS	0.24	B		mg/Kg	0.05	0.3	08/15/08 17:57	erf/msh	B4
Thallium, total (3050)	M6020 ICP-MS	0.4	B	*	mg/Kg	0.1	0.5	08/22/08 10:48	erf/rac	
Uranium, total (3050)	M6020 ICP-MS	7.77		*	mg/Kg	0.05	0.3	08/15/08 17:57	erf/msh	
Zinc, total (3050)	M6010B ICP	3630		*	mg/Kg	1	5	08/20/08 1:36	aeh	

Soil Analysis

Parameter	EPA Method	Result	Qual	XQ	Units	MDL	PQL	Date	Analyst
Solids, Percent	CLPSOW390, PART F, D-98	95.6		*	%	0.1	0.5	08/07/08 17:29	brd

Soil Preparation

Parameter	EPA Method	Result	Qual	XQ	Units	MDL	PQL	Date	Analyst
Air Dry at 34 Degrees C	USDA No. 1, 1972			*				08/06/08 23:00	brd
Digestion - Hot Plate	M3050B ICP-MS							08/11/08 16:43	mjc
Sieve-2000 um (2.0mm)	ASA No.9, 15-4.2.2			*				08/11/08 10:00	lwt/mjc

Arizona license number: AZ0102

EE 9/16/08

SIERRITA
DATA REVIEW SUMMARY

Data Package Number: L71009 Sampling Event: August 5th, 2008
Sample-specific Parameter Review? **Yes** Laboratory Performance Parameters? **No**
Data Reviewer: Liz Kraak Date Completed: 09/02/08
Peer Reviewer: Geoff Webb Date Completed: 09/02/08

This report summarizes the verification of analytical data for 11 soil samples. The soil samples were analyzed for total metals by Method 6020, Method 6010, and Method 7471A. ACZ Laboratories, Inc. of Steamboat Springs, Colorado performed the analyses. ACZ operates under laboratory licensure number AZ0102.

The data review was conducted in accordance with the criteria specified in the Draft Addendum – Quality Assurance Project Plan Sierrita Mine Green Valley, Arizona (April 2008). Independent review flags were assigned as required by Appendix E in the QAPP. The table below summarizes the samples and analyses presented in these data packages.

Field ID	Sample Type	Lab ID	Matrix	Analyses
				Total Metals
C-JS-03-0-1	SA	L71009-01	S	X
C-JS-03-1-3	SA	L71009-02	S	X
C-JS-03-5-7	SA	L71009-03	S	X
C-JS-03-10-12	SA	L71009-04	S	X
C-JS-04-0-1	SA	L71009-05	S	X
C-JS-04-1-3	SA	L71009-06	S	X
C-JS-04-5-7	SA	L71009-07	S	X
C-JS-04-10-12	SA	L71009-08	S	X
C-JS-04-15-16	SA	L71009-09	S	X
C-JS-05-0-1	SA	L71009-10	S	X
C-JS-05-1-3	SA	L71009-11	S	X

Matrix: S = Soil QC Type: SA = Sample
Total Metals = Antimony, Arsenic, Lead, Selenium, Thallium, and Uranium (6020); Barium, Beryllium, Cadmium, Chromium, Cobalt, Copper, Manganese, Molybdenum, Nickel, and Zinc (6010); Mercury (7471A)

General Overall Assessment (Flags applied per ADEQ data qualifying process and QAPP guidance):

_____ Data are usable without qualification.

_X_ Data are usable with qualification (noted below).

_____ Some or all data are unusable for any purpose (detailed below).

Case Narrative Summary: Except as noted below, any of the issues noted in the laboratory case narrative potentially affecting data quality are addressed in the appropriate sections in the table below. Results reported between the MDL and RL were flagged with a B by the laboratory. No additional qualifiers were added during data review for those results reported between the MDL and RL.

Review Parameter	Criteria Met?	Comments
Sample-specific Parameters	Complete with "Yes", "No", or "Not Applicable (N/A)".	For each "No" response, list what was out, associated acceptance limits, all qualified data, and bias direction or reference associated table with pertinent details.
COC & Sample Receipt	Yes	Samples were received intact and the cooler temperature was 4.7°C upon arrival at the laboratory, which met the criterion of ≤6°C. Qualification of data was not required. The results are reported on a dry weight basis, but the RLs and MDLs are not corrected for percent solids.
Holding Times	Yes	
Method Blanks Calibration Blanks	No	With the exceptions noted in Table 1, target analytes were not detected in the method blanks or continuing calibration blanks.
Matrix QC • MS/MSD C-JS-05-0-1 (Antimony, Arsenic, Lead, Selenium, Thallium, Uranium) C-JS-05-1-3 (Barium, Beryllium, Cadmium, Cobalt, Copper, Manganese, Molybdenum, Nickel, Zinc) • LD C-JS-03-0-1 (Percent Solids)	No	With the exceptions noted in Table 2 below, the recoveries and RPDs for the matrix spike (MS) and matrix spike duplicate (MSD) analyses were within the laboratory-determined acceptance range. The MS/MSD recoveries for samples CP-JS-05-0-1 and C-JS-05-1-3 could not be evaluated for lead and copper, respectively, because the results in the native sample were greater than four times the concentration of the spike added during digestion. Since the sample concentrations are so much greater than the spike added, the MS/MSD recoveries are not considered to be a representative measure of accuracy. Further action or qualification was not necessary. The agreement between parent sample results and the lab duplicate sample results was evaluated for percent solids. All of the results met the evaluation criteria.
Method QC • Serial Dilution N/A • Internal Standards	N/A	
	No	**Internal Standards** All internal standards were within the laboratory-determined acceptance limits. Data qualification was not required.
Field QC • Rinsate Blank N/A • Field Duplicate N/A • Field Blank N/A	N/A	
Laboratory Control Sample/ Laboratory Control Sample Duplicate (LCS/LCSD)	Yes	All LCS and LCSD percent recoveries and RPDs were within laboratory-determined acceptance limits. Data qualification was not required.
Elevated RLs without associated non-detect results	Yes	
Package Completeness	Yes	
Other Parameters	N/A	

Table 1: Blank Contamination and Resultant Data Qualification

Analyte	Blank	Concentration	Qualification
Beryllium (Work Group WG250412)	MB	0.24 mg/Kg	None. Blank contamination was less than the method reporting limit. Therefore, as the blank contamination was reported at a concentration <2.2x the analyte MDL, no qualification of data was required.
	ICB	0.0028 mg/L	
Cobalt (Work Group WG250412)	MB	1.1 mg/Kg	

MB = Method Blank mg/Kg = Milligrams per Kilogram MDL = Method Detection Limit
ICB – Initial Calibration Blank

Table 2: MS/MSD Recovery Outliers and Resultant Qualification

Sample	Analyte	%Rs (Limits)	Qualification
C-JS-05-0-1	Antimony	**32.7**/ **38.4** (75-125)	As the potential bias was considered to be low, the antimony result for sample C-JS-05-0-1 was flagged with a M2.
C-JS-05-1-3	Barium	**138.8**/ **128.1** (75-125)	As the potential bias was considered to be high, the listed analytical results for sample C-JS-05-1-3 were flagged with a M1.
	Manganese	**158**/ **133.6** (75-125)	
	Zinc	**187**/ **174.4** (75-125)	

%R = Percent Recovery M2 = Matrix spike recovery was low; the associated blank spike recovery was acceptable.
M1 = Matrix spike recovery was high; the associated blank spike recovery was acceptable.

ACZ Laboratories, Inc.

2773 Downhill Drive Steamboat Springs, CO 80487 (800) 334-5493

Inorganic Analytical Results

FMI Gold & Copper - Sierrita
Project ID: OJ07R9
Sample ID: C-JS-03-0-1

ACZ Sample ID: ***L71009-01***
Date Sampled: *08/05/08 08:13*
Date Received: *08/07/08*
Sample Matrix: *Soil*

Metals Analysis

Parameter	EPA Method	Result	Qual	XQ	Units	MDL	PQL	Date	Analyst
Antimony, total (3050)	M6020 ICP-MS	0.3	B	*	mg/Kg	0.2	1	08/26/08 6:46	rac
Arsenic, total (3050)	M6020 ICP-MS	3.8			mg/Kg	0.3	0.5	08/26/08 6:46	rac
Barium, total (3050)	M6010B ICP	95.4		*	mg/Kg	0.3	2	08/22/08 2:45	aeh
Beryllium, total (3050)	M6010B ICP	0.4	B		mg/Kg	0.2	1	08/22/08 2:45	aeh
Cadmium, total (3050)	M6010B ICP		U		mg/Kg	0.5	2	08/22/08 2:45	aeh
Chromium, total (3050)	M6010B ICP	8			mg/Kg	1	5	08/22/08 2:45	aeh
Cobalt, total (3050)	M6010B ICP	17			mg/Kg	1	5	08/22/08 2:45	aeh
Copper, total (3050)	M6010B ICP	562		*	mg/Kg	1	5	08/22/08 2:45	aeh
Lead, total (3050)	M6020 ICP-MS	57.20		*	mg/Kg	0.05	0.3	08/26/08 6:46	rac
Manganese, total (3050)	M6010B ICP	279		*	mg/Kg	0.5	3	08/22/08 2:45	aeh
Mercury, total	M7471A CVAA		U		mg/Kg	0.04	0.2	08/16/08 14:52	jws
Molybdenum, total (3050)	M6010B ICP	51		*	mg/Kg	1	5	08/22/08 2:45	aeh
Nickel, total (3050)	M6010B ICP	5	B		mg/Kg	1	5	08/22/08 2:45	aeh
Selenium, total (3050)	M6020 ICP-MS	0.28	B	*	mg/Kg	0.05	0.3	08/27/08 0:16	rac
Thallium, total (3050)	M6020 ICP-MS	0.17	B	*	mg/Kg	0.05	0.3	08/26/08 6:46	rac
Uranium, total (3050)	M6020 ICP-MS	11.00		*	mg/Kg	0.05	0.3	08/26/08 6:46	rac
Zinc, total (3050)	M6010B ICP	129		*	mg/Kg	1	5	08/22/08 2:45	aeh

Soil Analysis

Parameter	EPA Method	Result	Qual	XQ	Units	MDL	PQL	Date	Analyst
Solids, Percent	CLPSOW390, PART F, D-98	94.6		*	%	0.1	0.5	08/11/08 16:57	mjc

Soil Preparation

Parameter	EPA Method	Result	Qual	XQ	Units	MDL	PQL	Date	Analyst
Air Dry at 34 Degrees C	USDA No. 1, 1972			*				08/11/08 13:39	mjc
Digestion - Hot Plate	M3050B ICP-MS							08/14/08 17:41	brd
Sieve-2000 um (2.0mm)	ASA No.9, 15-4.2.2			*				08/13/08 21:00	brd

Arizona license number: AZ0102

EL 9/2/08

** Please refer to Qualifier Reports for details.*

ACZ Laboratories, Inc.

2773 Downhill Drive Steamboat Springs, CO 80487 (800) 334-5493

Inorganic Analytical Results

FMI Gold & Copper - Sierrita
Project ID: OJ07R9
Sample ID: C-JS-03-1-3

ACZ Sample ID: ***L71009-02***
Date Sampled: *08/05/08 08:13*
Date Received: *08/07/08*
Sample Matrix: *Soil*

Metals Analysis

Parameter	EPA Method	Result	Qual	XQ	Units	MDL	PQL	Date	Analyst
Antimony, total (3050)	M6020 ICP-MS	0.3	B	*	mg/Kg	0.2	1	08/26/08 6:52	rac
Arsenic, total (3050)	M6020 ICP-MS	3.5			mg/Kg	0.3	0.5	08/26/08 6:52	rac
Barium, total (3050)	M6010B ICP	123		*	mg/Kg	0.3	2	08/22/08 2:49	aeh
Beryllium, total (3050)	M6010B ICP	0.6	B		mg/Kg	0.2	1	08/22/08 2:49	aeh
Cadmium, total (3050)	M6010B ICP		U		mg/Kg	0.5	2	08/22/08 2:49	aeh
Chromium, total (3050)	M6010B ICP	8			mg/Kg	1	5	08/22/08 2:49	aeh
Cobalt, total (3050)	M6010B ICP	8			mg/Kg	1	5	08/22/08 2:49	aeh
Copper, total (3050)	M6010B ICP	802		*	mg/Kg	1	5	08/22/08 2:49	aeh
Lead, total (3050)	M6020 ICP-MS	48.80		*	mg/Kg	0.05	0.3	08/26/08 6:52	rac
Manganese, total (3050)	M6010B ICP	273		*	mg/Kg	0.5	3	08/22/08 2:49	aeh
Mercury, total	M7471A CVAA		U		mg/Kg	0.04	0.2	08/16/08 14:54	jws
Molybdenum, total (3050)	M6010B ICP	66		*	mg/Kg	1	5	08/22/08 2:49	aeh
Nickel, total (3050)	M6010B ICP	6			mg/Kg	1	5	08/22/08 2:49	aeh
Selenium, total (3050)	M6020 ICP-MS	0.37		*	mg/Kg	0.05	0.3	08/27/08 0:23	rac
Thallium, total (3050)	M6020 ICP-MS	0.23	B	*	mg/Kg	0.05	0.3	08/26/08 6:52	rac
Uranium, total (3050)	M6020 ICP-MS	3.24		*	mg/Kg	0.05	0.3	08/26/08 6:52	rac
Zinc, total (3050)	M6010B ICP	154		*	mg/Kg	1	5	08/22/08 2:49	aeh

Soil Analysis

Parameter	EPA Method	Result	Qual	XQ	Units	MDL	PQL	Date	Analyst
Solids, Percent	CLPSOW390, PART F, D-98	95.2		*	%	0.1	0.5	08/11/08 20:11	mjc

Soil Preparation

Parameter	EPA Method	Result	Qual	XQ	Units	MDL	PQL	Date	Analyst
Air Dry at 34 Degrees C	USDA No. 1, 1972			*				08/11/08 13:42	mjc
Digestion - Hot Plate	M3050B ICP-MS							08/14/08 18:00	brd
Sieve-2000 um (2.0mm)	ASA No.9, 15-4.2.2			*				08/13/08 21:02	brd

Arizona license number: AZ0102

EC 9/2/08

** Please refer to Qualifier Reports for details.*

ACZ Laboratories, Inc.

2773 Downhill Drive Steamboat Springs, CO 80487 (800) 334-5493

Inorganic Analytical Results

FMI Gold & Copper - Sierrita
Project ID: OJ07R9
Sample ID: C-JS-03-5-7

ACZ Sample ID: ***L71009-03***
Date Sampled: *08/05/08 08:19*
Date Received: *08/07/08*
Sample Matrix: *Soil*

Metals Analysis

Parameter	EPA Method	Result	Qual	XQ	Units	MDL	PQL	Date	Analyst
Antimony, total (3050)	M6020 ICP-MS	0.2	B	*	mg/Kg	0.2	1	08/26/08 6:59	rac
Arsenic, total (3050)	M6020 ICP-MS	2.9			mg/Kg	0.3	0.5	08/26/08 6:59	rac
Barium, total (3050)	M6010B ICP	142		*	mg/Kg	0.3	2	08/22/08 2:52	aeh
Beryllium, total (3050)	M6010B ICP	0.6	B		mg/Kg	0.2	1	08/22/08 2:52	aeh
Cadmium, total (3050)	M6010B ICP		U		mg/Kg	0.5	2	08/22/08 2:52	aeh
Chromium, total (3050)	M6010B ICP	13			mg/Kg	1	5	08/22/08 2:52	aeh
Cobalt, total (3050)	M6010B ICP	10			mg/Kg	1	5	08/22/08 2:52	aeh
Copper, total (3050)	M6010B ICP	770		*	mg/Kg	1	5	08/22/08 2:52	aeh
Lead, total (3050)	M6020 ICP-MS	88.70		*	mg/Kg	0.05	0.3	08/26/08 6:59	rac
Manganese, total (3050)	M6010B ICP	478		*	mg/Kg	0.5	3	08/22/08 2:52	aeh
Mercury, total	M7471A CVAA		U		mg/Kg	0.04	0.2	08/16/08 14:57	jws
Molybdenum, total (3050)	M6010B ICP	46		*	mg/Kg	1	5	08/22/08 2:52	aeh
Nickel, total (3050)	M6010B ICP	10			mg/Kg	1	5	08/22/08 2:52	aeh
Selenium, total (3050)	M6020 ICP-MS	0.30		*	mg/Kg	0.05	0.3	08/27/08 0:29	rac
Thallium, total (3050)	M6020 ICP-MS	0.31		*	mg/Kg	0.05	0.3	08/26/08 6:59	rac
Uranium, total (3050)	M6020 ICP-MS	3.01		*	mg/Kg	0.05	0.3	08/26/08 6:59	rac
Zinc, total (3050)	M6010B ICP	217		*	mg/Kg	1	5	08/22/08 2:52	aeh

Soil Analysis

Parameter	EPA Method	Result	Qual	XQ	Units	MDL	PQL	Date	Analyst
Solids, Percent	CLPSOW390, PART F, D-98	95.0		*	%	0.1	0.5	08/11/08 21:48	mjc

Soil Preparation

Parameter	EPA Method	Result	Qual	XQ	Units	MDL	PQL	Date	Analyst
Air Dry at 34 Degrees C	USDA No. 1, 1972			*				08/11/08 13:45	mjc
Digestion - Hot Plate	M3050B ICP-MS							08/14/08 18:18	brd
Sieve-2000 um (2.0mm)	ASA No.9, 15-4.2.2			*				08/13/08 21:05	brd

Arizona license number: AZ0102

EE 9/2/08

** Please refer to Qualifier Reports for details.*

ACZ Laboratories, Inc.

2773 Downhill Drive Steamboat Springs, CO 80487 (800) 334-5493

Inorganic Analytical Results

FMI Gold & Copper - Sierrita
Project ID: OJ07R9
Sample ID: C-JS-03-10-12

ACZ Sample ID: ***L71009-04***
Date Sampled: *08/05/08 08:28*
Date Received: *08/07/08*
Sample Matrix: *Soil*

Metals Analysis

Parameter	EPA Method	Result	Qual	XQ	Units	MDL	PQL	Date	Analyst
Antimony, total (3050)	M6020 ICP-MS	0.3	B	*	mg/Kg	0.2	1	08/26/08 7:06	rac
Arsenic, total (3050)	M6020 ICP-MS	3.3			mg/Kg	0.3	0.5	08/26/08 7:06	rac
Barium, total (3050)	M6010B ICP	201		*	mg/Kg	0.3	2	08/22/08 2:56	aeh
Beryllium, total (3050)	M6010B ICP	0.4	B		mg/Kg	0.2	1	08/22/08 2:56	aeh
Cadmium, total (3050)	M6010B ICP		U		mg/Kg	0.5	2	08/22/08 2:56	aeh
Chromium, total (3050)	M6010B ICP	8			mg/Kg	1	5	08/22/08 2:56	aeh
Cobalt, total (3050)	M6010B ICP	11			mg/Kg	1	5	08/22/08 2:56	aeh
Copper, total (3050)	M6010B ICP	641		*	mg/Kg	1	5	08/22/08 2:56	aeh
Lead, total (3050)	M6020 ICP-MS	71.40		*	mg/Kg	0.05	0.3	08/26/08 7:06	rac
Manganese, total (3050)	M6010B ICP	371		*	mg/Kg	0.5	3	08/22/08 2:56	aeh
Mercury, total	M7471A CVAA	0.04	B		mg/Kg	0.04	0.2	08/16/08 14:59	jws
Molybdenum, total (3050)	M6010B ICP	98		*	mg/Kg	1	5	08/22/08 2:56	aeh
Nickel, total (3050)	M6010B ICP	9			mg/Kg	1	5	08/22/08 2:56	aeh
Selenium, total (3050)	M6020 ICP-MS	0.34		*	mg/Kg	0.05	0.3	08/27/08 0:36	rac
Thallium, total (3050)	M6020 ICP-MS	0.35		*	mg/Kg	0.05	0.3	08/26/08 7:06	rac
Uranium, total (3050)	M6020 ICP-MS	3.00		*	mg/Kg	0.05	0.3	08/26/08 7:06	rac
Zinc, total (3050)	M6010B ICP	456		*	mg/Kg	1	5	08/22/08 2:56	aeh

Soil Analysis

Parameter	EPA Method	Result	Qual	XQ	Units	MDL	PQL	Date	Analyst
Solids, Percent	CLPSOW390, PART F, D-98	93.4		*	%	0.1	0.5	08/11/08 23:25	mjc

Soil Preparation

Parameter	EPA Method	Result	Qual	XQ	Units	MDL	PQL	Date	Analyst
Air Dry at 34 Degrees C	USDA No. 1, 1972			*				08/11/08 13:48	mjc
Digestion - Hot Plate	M3050B ICP-MS							08/14/08 18:37	brd
Sieve-2000 um (2.0mm)	ASA No.9, 15-4.2.2			*				08/13/08 21:08	brd

Arizona license number: AZ0102

EE 9/2/08

** Please refer to Qualifier Reports for details.*

ACZ Laboratories, Inc.

2773 Downhill Drive Steamboat Springs, CO 80487 (800) 334-5493

Inorganic Analytical Results

FMI Gold & Copper - Sierrita
Project ID: OJ07R9
Sample ID: C-JS-04-0-1

ACZ Sample ID: ***L71009-05***
Date Sampled: *08/05/08 09:25*
Date Received: *08/07/08*
Sample Matrix: *Soil*

Metals Analysis

Parameter	EPA Method	Result	Qual	XQ	Units	MDL	PQL	Date	Analyst
Antimony, total (3050)	M6020 ICP-MS	0.4	B	*	mg/Kg	0.2	1	08/26/08 7:12	rac
Arsenic, total (3050)	M6020 ICP-MS	8.9			mg/Kg	0.3	0.5	08/26/08 7:12	rac
Barium, total (3050)	M6010B ICP	73.0		*	mg/Kg	0.3	2	08/22/08 2:59	aeh
Beryllium, total (3050)	M6010B ICP	1.2			mg/Kg	0.2	1	08/22/08 2:59	aeh
Cadmium, total (3050)	M6010B ICP		U		mg/Kg	0.5	2	08/22/08 2:59	aeh
Chromium, total (3050)	M6010B ICP	23			mg/Kg	1	5	08/22/08 2:59	aeh
Cobalt, total (3050)	M6010B ICP	12			mg/Kg	1	5	08/22/08 2:59	aeh
Copper, total (3050)	M6010B ICP	671		*	mg/Kg	1	5	08/22/08 2:59	aeh
Lead, total (3050)	M6020 ICP-MS	44.40		*	mg/Kg	0.05	0.3	08/26/08 7:12	rac
Manganese, total (3050)	M6010B ICP	664		*	mg/Kg	0.5	3	08/22/08 2:59	aeh
Mercury, total	M7471A CVAA		U		mg/Kg	0.04	0.2	08/16/08 15:02	jws
Molybdenum, total (3050)	M6010B ICP	98		*	mg/Kg	1	5	08/22/08 2:59	aeh
Nickel, total (3050)	M6010B ICP	11			mg/Kg	1	5	08/22/08 2:59	aeh
Selenium, total (3050)	M6020 ICP-MS	0.30		*	mg/Kg	0.05	0.3	08/27/08 0:55	rac
Thallium, total (3050)	M6020 ICP-MS	0.18	B	*	mg/Kg	0.05	0.3	08/26/08 7:12	rac
Uranium, total (3050)	M6020 ICP-MS	4.05		*	mg/Kg	0.05	0.3	08/26/08 7:12	rac
Zinc, total (3050)	M6010B ICP	245		*	mg/Kg	1	5	08/22/08 2:59	aeh

Soil Analysis

Parameter	EPA Method	Result	Qual	XQ	Units	MDL	PQL	Date	Analyst
Solids, Percent	CLPSOW390, PART F, D-98	90.7		*	%	0.1	0.5	08/12/08 1:02	mjc

Soil Preparation

Parameter	EPA Method	Result	Qual	XQ	Units	MDL	PQL	Date	Analyst
Air Dry at 34 Degrees C	USDA No. 1, 1972			*				08/11/08 13:50	mjc
Digestion - Hot Plate	M3050B ICP-MS							08/14/08 18:55	brd
Sieve-2000 um (2.0mm)	ASA No.9, 15-4.2.2			*				08/13/08 21:11	brd

Arizona license number: AZ0102

EE 9/2/08

** Please refer to Qualifier Reports for details.*

ACZ Laboratories, Inc.

2773 Downhill Drive Steamboat Springs, CO 80487 (800) 334-5493

Inorganic Analytical Results

FMI Gold & Copper - Sierrita
Project ID: OJ07R9
Sample ID: C-JS-04-1-3

ACZ Sample ID: ***L71009-06***
Date Sampled: *08/05/08 09:25*
Date Received: *08/07/08*
Sample Matrix: *Soil*

Metals Analysis

Parameter	EPA Method	Result	Qual	XQ	Units	MDL	PQL	Date	Analyst
Antimony, total (3050)	M6020 ICP-MS		U	*	mg/Kg	0.2	1	08/26/08 7:32	rac
Arsenic, total (3050)	M6020 ICP-MS	1.4			mg/Kg	0.3	0.5	08/26/08 7:32	rac
Barium, total (3050)	M6010B ICP	137		*	mg/Kg	0.3	2	08/22/08 3:02	aeh
Beryllium, total (3050)	M6010B ICP	0.5	B		mg/Kg	0.2	1	08/22/08 3:02	aeh
Cadmium, total (3050)	M6010B ICP		U		mg/Kg	0.5	2	08/22/08 3:02	aeh
Chromium, total (3050)	M6010B ICP	6			mg/Kg	1	5	08/22/08 3:02	aeh
Cobalt, total (3050)	M6010B ICP	7			mg/Kg	1	5	08/22/08 3:02	aeh
Copper, total (3050)	M6010B ICP	491		*	mg/Kg	1	5	08/22/08 3:02	aeh
Lead, total (3050)	M6020 ICP-MS	15.10		*	mg/Kg	0.05	0.3	08/26/08 7:32	rac
Manganese, total (3050)	M6010B ICP	333		*	mg/Kg	0.5	3	08/22/08 3:02	aeh
Mercury, total	M7471A CVAA		U		mg/Kg	0.04	0.2	08/16/08 15:05	jws
Molybdenum, total (3050)	M6010B ICP	16		*	mg/Kg	1	5	08/22/08 3:02	aeh
Nickel, total (3050)	M6010B ICP	6			mg/Kg	1	5	08/22/08 3:02	aeh
Selenium, total (3050)	M6020 ICP-MS	0.15	B	*	mg/Kg	0.05	0.3	08/27/08 1:02	rac
Thallium, total (3050)	M6020 ICP-MS	0.28	B	*	mg/Kg	0.05	0.3	08/26/08 7:32	rac
Uranium, total (3050)	M6020 ICP-MS	3.28		*	mg/Kg	0.05	0.3	08/26/08 7:32	rac
Zinc, total (3050)	M6010B ICP	45		*	mg/Kg	1	5	08/22/08 3:02	aeh

Soil Analysis

Parameter	EPA Method	Result	Qual	XQ	Units	MDL	PQL	Date	Analyst
Solids, Percent	CLPSOW390, PART F, D-98	95.4		*	%	0.1	0.5	08/12/08 2:39	mjc

Soil Preparation

Parameter	EPA Method	Result	Qual	XQ	Units	MDL	PQL	Date	Analyst
Air Dry at 34 Degrees C	USDA No. 1, 1972			*				08/11/08 13:53	mjc
Digestion - Hot Plate	M3050B ICP-MS							08/14/08 19:13	brd
Sieve-2000 um (2.0mm)	ASA No.9, 15-4.2.2			*				08/13/08 21:14	brd

Arizona license number: AZ0102

EE 9/2/08

** Please refer to Qualifier Reports for details.*

ACZ Laboratories, Inc.

2773 Downhill Drive Steamboat Springs, CO 80487 (800) 334-5493

Inorganic Analytical Results

FMI Gold & Copper - Sierrita
Project ID: OJ07R9
Sample ID: C-JS-04-5-7

ACZ Sample ID: ***L71009-07***
Date Sampled: *08/05/08 09:34*
Date Received: *08/07/08*
Sample Matrix: *Soil*

Metals Analysis

Parameter	EPA Method	Result	Qual	XQ	Units	MDL	PQL	Date	Analyst
Antimony, total (3050)	M6020 ICP-MS		U	*	mg/Kg	0.2	1	08/26/08 7:39	rac
Arsenic, total (3050)	M6020 ICP-MS	2.3			mg/Kg	0.3	0.5	08/26/08 7:39	rac
Barium, total (3050)	M6010B ICP	152		*	mg/Kg	0.3	2	08/22/08 3:06	aeh
Beryllium, total (3050)	M6010B ICP	0.6	B		mg/Kg	0.2	1	08/22/08 3:06	aeh
Cadmium, total (3050)	M6010B ICP		U		mg/Kg	0.5	2	08/22/08 3:06	aeh
Chromium, total (3050)	M6010B ICP	11			mg/Kg	1	5	08/22/08 3:06	aeh
Cobalt, total (3050)	M6010B ICP	11			mg/Kg	1	5	08/22/08 3:06	aeh
Copper, total (3050)	M6010B ICP	420		*	mg/Kg	1	5	08/22/08 3:06	aeh
Lead, total (3050)	M6020 ICP-MS	56.10		*	mg/Kg	0.05	0.3	08/26/08 7:39	rac
Manganese, total (3050)	M6010B ICP	388		*	mg/Kg	0.5	3	08/22/08 3:06	aeh
Mercury, total	M7471A CVAA		U		mg/Kg	0.04	0.2	08/16/08 15:12	jws
Molybdenum, total (3050)	M6010B ICP	38		*	mg/Kg	1	5	08/22/08 3:06	aeh
Nickel, total (3050)	M6010B ICP	8			mg/Kg	1	5	08/22/08 3:06	aeh
Selenium, total (3050)	M6020 ICP-MS	0.26	B	*	mg/Kg	0.05	0.3	08/27/08 1:08	rac
Thallium, total (3050)	M6020 ICP-MS	0.27	B	*	mg/Kg	0.05	0.3	08/26/08 7:39	rac
Uranium, total (3050)	M6020 ICP-MS	3.23		*	mg/Kg	0.05	0.3	08/26/08 7:39	rac
Zinc, total (3050)	M6010B ICP	106		*	mg/Kg	1	5	08/22/08 3:06	aeh

Soil Analysis

Parameter	EPA Method	Result	Qual	XQ	Units	MDL	PQL	Date	Analyst
Solids, Percent	CLPSOW390, PART F, D-98	93.3		*	%	0.1	0.5	08/12/08 4:16	mjc

Soil Preparation

Parameter	EPA Method	Result	Qual	XQ	Units	MDL	PQL	Date	Analyst
Air Dry at 34 Degrees C	USDA No. 1, 1972			*				08/11/08 13:56	mjc
Digestion - Hot Plate	M3050B ICP-MS							08/14/08 19:32	brd
Sieve-2000 um (2.0mm)	ASA No.9, 15-4.2.2			*				08/13/08 21:17	brd

Arizona license number: AZ0102

EE 9/2/08

** Please refer to Qualifier Reports for details.*

ACZ Laboratories, Inc.

2773 Downhill Drive Steamboat Springs, CO 80487 (800) 334-5493

Inorganic Analytical Results

FMI Gold & Copper - Sierrita
Project ID: OJ07R9
Sample ID: C-JS-04-10-12

ACZ Sample ID: ***L71009-08***
Date Sampled: *08/05/08 09:42*
Date Received: *08/07/08*
Sample Matrix: *Soil*

Metals Analysis

Parameter	EPA Method	Result	Qual	XQ	Units	MDL	PQL	Date	Analyst
Antimony, total (3050)	M6020 ICP-MS	0.7	B	*	mg/Kg	0.2	1	08/26/08 7:45	rac
Arsenic, total (3050)	M6020 ICP-MS	4.7			mg/Kg	0.3	0.5	08/26/08 7:45	rac
Barium, total (3050)	M6010B ICP	88.1		*	mg/Kg	0.3	2	08/22/08 3:09	aeh
Beryllium, total (3050)	M6010B ICP	0.4	B		mg/Kg	0.2	1	08/22/08 3:09	aeh
Cadmium, total (3050)	M6010B ICP	2.1			mg/Kg	0.5	2	08/22/08 3:09	aeh
Chromium, total (3050)	M6010B ICP	9			mg/Kg	1	5	08/22/08 3:09	aeh
Cobalt, total (3050)	M6010B ICP	11			mg/Kg	1	5	08/22/08 3:09	aeh
Copper, total (3050)	M6010B ICP	2780		*	mg/Kg	1	5	08/22/08 3:09	aeh
Lead, total (3050)	M6020 ICP-MS	41.40		*	mg/Kg	0.05	0.3	08/26/08 7:45	rac
Manganese, total (3050)	M6010B ICP	187		*	mg/Kg	0.5	3	08/22/08 3:09	aeh
Mercury, total	M7471A CVAA		U		mg/Kg	0.05	0.2	08/16/08 15:14	jws
Molybdenum, total (3050)	M6010B ICP	537		*	mg/Kg	1	5	08/22/08 3:09	aeh
Nickel, total (3050)	M6010B ICP	6			mg/Kg	1	5	08/22/08 3:09	aeh
Selenium, total (3050)	M6020 ICP-MS	2.39		*	mg/Kg	0.05	0.3	08/27/08 1:15	rac
Thallium, total (3050)	M6020 ICP-MS	0.22	B	*	mg/Kg	0.05	0.3	08/26/08 7:45	rac
Uranium, total (3050)	M6020 ICP-MS	7.23		*	mg/Kg	0.05	0.3	08/26/08 7:45	rac
Zinc, total (3050)	M6010B ICP	135		*	mg/Kg	1	5	08/22/08 3:09	aeh

Soil Analysis

Parameter	EPA Method	Result	Qual	XQ	Units	MDL	PQL	Date	Analyst
Solids, Percent	CLPSOW390, PART F, D-98	84.4		*	%	0.1	0.5	08/12/08 5:53	mjc

Soil Preparation

Parameter	EPA Method	Result	Qual	XQ	Units	MDL	PQL	Date	Analyst
Air Dry at 34 Degrees C	USDA No. 1, 1972			*				08/11/08 13:59	mjc
Digestion - Hot Plate	M3050B ICP-MS							08/14/08 19:50	brd
Sieve-2000 um (2.0mm)	ASA No.9, 15-4.2.2			*				08/13/08 21:19	brd

Arizona license number: AZ0102

ER 9/2/08

** Please refer to Qualifier Reports for details.*

ACZ Laboratories, Inc.
2773 Downhill Drive Steamboat Springs, CO 80487 (800) 334-5493

Inorganic Analytical Results

FMI Gold & Copper - Sierrita
Project ID: OJ07R9
Sample ID: C-JS-04-15-16

ACZ Sample ID: ***L71009-09***
Date Sampled: *08/05/08 10:33*
Date Received: *08/07/08*
Sample Matrix: *Soil*

Metals Analysis

Parameter	EPA Method	Result	Qual	XQ	Units	MDL	PQL	Date	Analyst
Antimony, total (3050)	M6020 ICP-MS	0.7	B	*	mg/Kg	0.2	1	08/26/08 7:52	rac
Arsenic, total (3050)	M6020 ICP-MS	3.9			mg/Kg	0.3	0.5	08/26/08 7:52	rac
Barium, total (3050)	M6010B ICP	103		*	mg/Kg	0.3	2	08/22/08 3:20	aeh
Beryllium, total (3050)	M6010B ICP	0.5	B		mg/Kg	0.2	1	08/22/08 3:20	aeh
Cadmium, total (3050)	M6010B ICP		U		mg/Kg	0.5	2	08/22/08 3:20	aeh
Chromium, total (3050)	M6010B ICP	7			mg/Kg	1	5	08/22/08 3:20	aeh
Cobalt, total (3050)	M6010B ICP	7			mg/Kg	1	5	08/22/08 3:20	aeh
Copper, total (3050)	M6010B ICP	1150		*	mg/Kg	1	5	08/22/08 3:20	aeh
Lead, total (3050)	M6020 ICP-MS	54.80		*	mg/Kg	0.05	0.3	08/27/08 1:22	rac
Manganese, total (3050)	M6010B ICP	155		*	mg/Kg	0.5	3	08/22/08 3:20	aeh
Mercury, total	M7471A CVAA		U		mg/Kg	0.04	0.2	08/16/08 15:16	jws
Molybdenum, total (3050)	M6010B ICP	276		*	mg/Kg	1	5	08/22/08 3:20	aeh
Nickel, total (3050)	M6010B ICP	4	B		mg/Kg	1	5	08/22/08 3:20	aeh
Selenium, total (3050)	M6020 ICP-MS	1.02		*	mg/Kg	0.05	0.3	08/27/08 1:22	rac
Thallium, total (3050)	M6020 ICP-MS	0.12	B	*	mg/Kg	0.05	0.3	08/26/08 7:52	rac
Uranium, total (3050)	M6020 ICP-MS	4.43		*	mg/Kg	0.05	0.3	08/26/08 7:52	rac
Zinc, total (3050)	M6010B ICP	65		*	mg/Kg	1	5	08/22/08 3:20	aeh

Soil Analysis

Parameter	EPA Method	Result	Qual	XQ	Units	MDL	PQL	Date	Analyst
Solids, Percent	CLPSOW390, PART F, D-98	85.0		*	%	0.1	0.5	08/12/08 7:30	mjc

Soil Preparation

Parameter	EPA Method	Result	Qual	XQ	Units	MDL	PQL	Date	Analyst
Air Dry at 34 Degrees C	USDA No. 1, 1972			*				08/11/08 14:01	mjc
Digestion - Hot Plate	M3050B ICP-MS							08/14/08 20:09	brd
Sieve-2000 um (2.0mm)	ASA No.9, 15-4.2.2			*				08/13/08 21:22	brd

Arizona license number: AZ0102

EE 9/2/08

** Please refer to Qualifier Reports for details.*

ACZ Laboratories, Inc.

2773 Downhill Drive Steamboat Springs, CO 80487 (800) 334-5493

Inorganic Analytical Results

FMI Gold & Copper - Sierrita
Project ID: OJ07R9
Sample ID: C-JS-05-0-1

ACZ Sample ID: ***L71009-10***
Date Sampled: *08/05/08 11:08*
Date Received: *08/07/08*
Sample Matrix: *Soil*

Metals Analysis

Parameter	EPA Method	Result	Qual	XQ	Units	MDL	PQL	Date	Analyst
Antimony, total (3050)	M6020 ICP-MS	0.2	B	*	mg/Kg	0.2	1	08/26/08 7:58	rac M2
Arsenic, total (3050)	M6020 ICP-MS	4.2			mg/Kg	0.3	0.5	08/26/08 7:58	rac
Barium, total (3050)	M6010B ICP	120		*	mg/Kg	0.3	2	08/22/08 3:23	aeh
Beryllium, total (3050)	M6010B ICP	0.9	B		mg/Kg	0.2	1	08/22/08 3:23	aeh
Cadmium, total (3050)	M6010B ICP	1.2	B		mg/Kg	0.5	2	08/22/08 3:23	aeh
Chromium, total (3050)	M6010B ICP	16			mg/Kg	1	5	08/22/08 3:23	aeh
Cobalt, total (3050)	M6010B ICP	10			mg/Kg	1	5	08/22/08 3:23	aeh
Copper, total (3050)	M6010B ICP	481		*	mg/Kg	1	5	08/22/08 3:23	aeh
Lead, total (3050)	M6020 ICP-MS	477		*	mg/Kg	0.2	1	08/27/08 1:28	rac
Manganese, total (3050)	M6010B ICP	838		*	mg/Kg	0.5	3	08/22/08 3:23	aeh
Mercury, total	M7471A CVAA		U		mg/Kg	0.04	0.2	08/16/08 15:18	jws
Molybdenum, total (3050)	M6010B ICP	74		*	mg/Kg	1	5	08/22/08 3:23	aeh
Nickel, total (3050)	M6010B ICP	7			mg/Kg	1	5	08/22/08 3:23	aeh
Selenium, total (3050)	M6020 ICP-MS		U	*	mg/Kg	0.2	1	08/27/08 1:28	rac
Thallium, total (3050)	M6020 ICP-MS	0.18	B	*	mg/Kg	0.05	0.3	08/26/08 7:58	rac
Uranium, total (3050)	M6020 ICP-MS	5.66		*	mg/Kg	0.05	0.3	08/26/08 7:58	rac
Zinc, total (3050)	M6010B ICP	315		*	mg/Kg	1	5	08/22/08 3:23	aeh

Soil Analysis

Parameter	EPA Method	Result	Qual	XQ	Units	MDL	PQL	Date	Analyst
Solids, Percent	CLPSOW390, PART F, D-98	92.7		*	%	0.1	0.5	08/12/08 9:07	mjc

Soil Preparation

Parameter	EPA Method	Result	Qual	XQ	Units	MDL	PQL	Date	Analyst
Air Dry at 34 Degrees C	USDA No. 1, 1972			*				08/11/08 14:04	mjc
Digestion - Hot Plate	M3050B ICP-MS							08/14/08 20:27	brd
Sieve-2000 um (2.0mm)	ASA No.9, 15-4.2.2			*				08/13/08 21:25	brd

Arizona license number: AZ0102

EQ 9/2/08

** Please refer to Qualifier Reports for details.*

ACZ Laboratories, Inc.

2773 Downhill Drive Steamboat Springs, CO 80487 (800) 334-5493

Inorganic Analytical Results

FMI Gold & Copper - Sierrita
Project ID: OJ07R9
Sample ID: C-JS-05-1-3

ACZ Sample ID: ***L71009-11***
Date Sampled: *08/05/08 11:08*
Date Received: *08/07/08*
Sample Matrix: *Soil*

Metals Analysis

Parameter	EPA Method	Result	Qual	XQ	Units	MDL	PQL	Date	Analyst
Antimony, total (3050)	M6020 ICP-MS	0.3	B	*	mg/Kg	0.2	1	08/26/08 8:18	rac
Arsenic, total (3050)	M6020 ICP-MS	11.2			mg/Kg	0.3	0.5	08/26/08 8:18	rac
Barium, total (3050)	M6010B ICP	104		*	mg/Kg	0.3	2	08/22/08 3:27	aeh MI
Beryllium, total (3050)	M6010B ICP		U		mg/Kg	0.2	1	08/22/08 3:27	aeh
Cadmium, total (3050)	M6010B ICP	0.6	B		mg/Kg	0.5	2	08/22/08 3:27	aeh
Chromium, total (3050)	M6010B ICP	3	B		mg/Kg	1	5	08/22/08 3:27	aeh
Cobalt, total (3050)	M6010B ICP	1	B		mg/Kg	1	5	08/22/08 3:27	aeh
Copper, total (3050)	M6010B ICP	185		*	mg/Kg	1	5	08/22/08 3:27	aeh ~~MI~~ EE 9/5/08
Lead, total (3050)	M6020 ICP-MS	3740		*	mg/Kg	1	5	08/27/08 1:48	rac
Manganese, total (3050)	M6010B ICP	78.1		*	mg/Kg	0.5	3	08/22/08 3:27	aeh MI
Mercury, total	M7471A CVAA		U		mg/Kg	0.04	0.2	08/16/08 15:20	jws
Molybdenum, total (3050)	M6010B ICP	18		*	mg/Kg	1	5	08/22/08 3:27	aeh
Nickel, total (3050)	M6010B ICP		U		mg/Kg	1	5	08/22/08 3:27	aeh
Selenium, total (3050)	M6020 ICP-MS		U	*	mg/Kg	1	5	08/27/08 1:48	rac
Thallium, total (3050)	M6020 ICP-MS	0.62		*	mg/Kg	0.05	0.3	08/26/08 8:18	rac
Uranium, total (3050)	M6020 ICP-MS	4.19		*	mg/Kg	0.05	0.3	08/26/08 8:18	rac
Zinc, total (3050)	M6010B ICP	156			mg/Kg	1	5	08/22/08 3:27	aeh MI

Soil Analysis

Parameter	EPA Method	Result	Qual	XQ	Units	MDL	PQL	Date	Analyst
Solids, Percent	CLPSOW390, PART F, D-98	94.5		*	%	0.1	0.5	08/12/08 10:45	mjc

Soil Preparation

Parameter	EPA Method	Result	Qual	XQ	Units	MDL	PQL	Date	Analyst
Air Dry at 34 Degrees C	USDA No. 1, 1972			*				08/11/08 14:07	mjc
Digestion - Hot Plate	M3050B ICP-MS							08/14/08 21:23	brd
Sieve-2000 um (2.0mm)	ASA No.9, 15-4.2.2			*				08/13/08 21:28	brd

Arizona license number: AZ0102

EE 9/2/08

** Please refer to Qualifier Reports for details.*

SIERRITA
DATA REVIEW SUMMARY

Data Package Number: L71011 Sampling Event: August 6th, 2008
Sample-specific Parameter Review? **Yes** Laboratory Performance Parameters? **No**
Data Reviewer: Liz Kraak Date Completed: 09/02/08
Peer Reviewer: Geoff Webb Date Completed: 09/02/08

This report summarizes the verification of analytical data for 11 soil samples. The soil samples were analyzed for total metals by Method 6020, Method 6010, and Method 7471A. ACZ Laboratories, Inc. of Steamboat Springs, Colorado performed the analyses. ACZ operates under laboratory licensure number AZ0102.

The data review was conducted in accordance with the criteria specified in the Draft Addendum – Quality Assurance Project Plan Sierrita Mine Green Valley, Arizona (April 2008). Independent review flags were assigned as required by Appendix E in the QAPP. The table below summarizes the samples and analyses presented in these data packages.

Field ID	Sample Type	Lab ID	Matrix	Analyses
				Total Metals
CS-JS-04-0-1	SA	L71011-01	S	X
CS-JS-04-1-3	SA	L71011-02	S	X
CS-JS-04-5-7	SA	L71011-03	S	X
EM-X26-0-1	SA	L71011-04	S	X
EM-X26-1-3	SA	L71011-05	S	X
EM-X26-5-7	SA	L71011-06	S	X
EM-U25-0-1	SA	L71011-07	S	X
EM-U25-1-3	SA	L71011-08	S	X
EM-U25-5-5.5	SA	L71011-09	S	X
EM-N29-0-1	SA	L71011-10	S	X
EM-N29-1-3	SA	L71011-11	S	X

Matrix: S = Soil QC Type: SA = Sample
Total Metals = Antimony, Arsenic, Lead, Selenium, Thallium, and Uranium (6020); Barium, Beryllium, Cadmium, Chromium, Cobalt, Copper, Manganese, Molybdenum, Nickel, and Zinc (6010); Mercury (7471A)

General Overall Assessment (Flags applied per ADEQ data qualifying process and QAPP guidance):

_____ Data are usable without qualification.

_X_ Data are usable with qualification (noted below).

_____ Some or all data are unusable for any purpose (detailed below).

Case Narrative Summary: Except as noted below, any of the issues noted in the laboratory case narrative potentially affecting data quality are addressed in the appropriate sections in the table below. Results reported between the MDL and RL were flagged with a B by the laboratory. No additional qualifiers were added during data review for those results reported between the MDL and RL.

Review Parameter	Criteria Met?	Comments
Sample-specific Parameters	Complete with "Yes", "No", or "Not Applicable (N/A)".	For each "No" response, list what was out, associated acceptance limits, all qualified data, and bias direction or reference associated table with pertinent details.
COC & Sample Receipt	Yes	Samples were received intact and the cooler temperature was 3.8°C upon arrival at the laboratory, which met the criterion of ≤6°C. Qualification of data was not required. The results are reported on a dry weight basis, but the RLs and MDLs are not corrected for percent solids.
Holding Times	Yes	
Method Blanks Calibration Blanks	No	With the exceptions noted in Table 1, target analytes were not detected in the method blanks or continuing calibration blanks.
Matrix QC • MS/MSD CS-JS-04-1-3 (Antimony, Arsenic, Lead, Selenium, Thallium, Uranium) CS-JS-04-0-1 (Barium, Beryllium, Cadmium, Chromium, Cobalt, Copper, Manganese, Molybdenum, Nickel, Zinc) EM-X26-0-1 (Mercury) • LD CP-JS-04-0-1 (Percent Solids)	No	With the exceptions noted in Table 2 below, the recoveries and RPDs for the matrix spike (MS) and matrix spike duplicate (MSD) analyses were within the laboratory-determined acceptance range. The MS/MSD recoveries for sample CP-JS-04-0-1 could not be evaluated for copper, manganese, molybdenum and zinc because the results in the native sample were greater than four times the concentration of the spike added during digestion. Since the sample concentrations are so much greater than the spike added, the MS/MSD recoveries are not considered to be a representative measure of accuracy. Further action or qualification was not necessary. The agreement between parent sample results and the lab duplicate sample results was evaluated for percent solids. All of the results met the evaluation criteria.
Method QC • Serial Dilution N/A • Internal Standards	N/A	
	Yes	**Internal Standards** All internal standards were within the laboratory-determined acceptance limits, Data qualification was not required.
Field QC • Rinsate Blank N/A • Field Duplicate N/A • Field Blank N/A	N/A	
Laboratory Control Sample/ Laboratory Control Sample Duplicate (LCS/ LCSD)	Yes	All LCS/LCSD percent recoveries and RPDs were within laboratory-determined acceptance limits. Data qualification was not required.
Elevated RLs without associated non-detect results	Yes	
Package Completeness	Yes	
Other Parameters	N/A	

Table 1: Blank Contamination and Resultant Data Qualification

Analyte	Blank	Concentration	Qualification
Total Barium	MB	0.52 mg/Kg	None. Blank contamination was less than the method reporting limit. Therefore, as the blank contamination was reported at a concentration <2.2x the analyte MDL, no qualification of data was required.

MB = Method Blank mg/Kg = Milligrams per Kilogram MDL = Method Detection Limit

Table 2: MS/MSD Recovery Outliers and Resultant Qualification

Sample	Analyte	%Rs (Limits)	Qualification
CS-JS-04-1-3	Antimony	**39.4**/ **39.8** (75-125)	As the potential bias was considered to be low, the antimony result for sample CP-JS-04-1-3 was flagged with a M2.

%R = Percent Recovery M2 = Matrix spike recovery was low; the associated blank spike recovery was acceptable.

ACZ Laboratories, Inc.
2773 Downhill Drive Steamboat Springs, CO 80487 (800) 334-5493

Inorganic Analytical Results

FMI Gold & Copper - Sierrita
Project ID: OJ07R9
Sample ID: CS-JS-04-0-1

ACZ Sample ID: ***L71011-01***
Date Sampled: *08/06/08 09:02*
Date Received: *08/07/08*
Sample Matrix: *Soil*

Metals Analysis

Parameter	EPA Method	Result	Qual	XQ	Units	MDL	PQL	Date	Analyst
Antimony, total (3050)	M6020 ICP-MS	0.4	B	*	mg/Kg	0.2	1	08/26/08 10:23	rac
Arsenic, total (3050)	M6020 ICP-MS	3.2			mg/Kg	0.3	0.5	08/26/08 10:23	rac
Barium, total (3050)	M6010B ICP	111			mg/Kg	0.3	2	08/20/08 2:28	aeh
Beryllium, total (3050)	M6010B ICP	0.4	B		mg/Kg	0.2	1	08/27/08 0:21	aeh
Cadmium, total (3050)	M6010B ICP		U		mg/Kg	0.5	2	08/20/08 2:28	aeh
Chromium, total (3050)	M6010B ICP	7		*	mg/Kg	1	5	08/20/08 2:28	aeh
Cobalt, total (3050)	M6010B ICP	8		*	mg/Kg	1	5	08/20/08 2:28	aeh
Copper, total (3050)	M6010B ICP	557		*	mg/Kg	1	5	08/20/08 2:28	aeh
Lead, total (3050)	M6020 ICP-MS	131			mg/Kg	0.05	0.3	08/26/08 10:23	rac
Manganese, total (3050)	M6010B ICP	375		*	mg/Kg	0.5	3	08/20/08 2:28	aeh
Mercury, total	M7471A CVAA		U		mg/Kg	0.04	0.2	08/16/08 16:52	jws
Molybdenum, total (3050)	M6010B ICP	281		*	mg/Kg	1	5	08/20/08 2:28	aeh
Nickel, total (3050)	M6010B ICP	6		*	mg/Kg	1	5	08/20/08 2:28	aeh
Selenium, total (3050)	M6020 ICP-MS	0.49			mg/Kg	0.05	0.3	08/26/08 10:23	rac
Thallium, total (3050)	M6020 ICP-MS	0.31			mg/Kg	0.05	0.3	08/26/08 10:23	rac
Uranium, total (3050)	M6020 ICP-MS	2.94		*	mg/Kg	0.05	0.3	08/26/08 10:23	rac
Zinc, total (3050)	M6010B ICP	207		*	mg/Kg	1	5	08/20/08 2:28	aeh

Soil Analysis

Parameter	EPA Method	Result	Qual	XQ	Units	MDL	PQL	Date	Analyst
Solids, Percent	CLPSOW390, PART F, D-98	90.7		*	%	0.1	0.5	08/11/08 17:35	mjc

Soil Preparation

Parameter	EPA Method	Result	Qual	XQ	Units	MDL	PQL	Date	Analyst
Air Dry at 34 Degrees C	USDA No. 1, 1972			*				08/11/08 14:10	mjc
Digestion - Hot Plate	M3050B ICP-MS							08/14/08 15:24	brd
Sieve-2000 um (2.0mm)	ASA No.9, 15-4.2.2			*				08/13/08 21:31	brd

Arizona license number: AZ0102

EC 9/2/08

** Please refer to Qualifier Reports for details.*

ACZ Laboratories, Inc.

2773 Downhill Drive Steamboat Springs, CO 80487 (800) 334-5493

Inorganic Analytical Results

FMI Gold & Copper - Sierrita
Project ID: OJ07R9
Sample ID: CS-JS-04-1-3

ACZ Sample ID: ***L71011-02***
Date Sampled: *08/06/08 09:02*
Date Received: *08/07/08*
Sample Matrix: *Soil*

Metals Analysis

Parameter	EPA Method	Result	Qual	XQ	Units	MDL	PQL	Date	Analyst
Antimony, total (3050)	M6020 ICP-MS	0.6	B	*	mg/Kg	0.2	1	08/26/08 10:30	rac M2
Arsenic, total (3050)	M6020 ICP-MS	4.3			mg/Kg	0.3	0.5	08/26/08 10:30	rac
Barium, total (3050)	M6010B ICP	101			mg/Kg	0.3	2	08/20/08 2:41	aeh
Beryllium, total (3050)	M6010B ICP	0.4	B		mg/Kg	0.2	1	08/27/08 0:42	aeh
Cadmium, total (3050)	M6010B ICP		U		mg/Kg	0.5	2	08/20/08 2:41	aeh
Chromium, total (3050)	M6010B ICP	17		*	mg/Kg	1	5	08/20/08 2:41	aeh
Cobalt, total (3050)	M6010B ICP	8		*	mg/Kg	1	5	08/20/08 2:41	aeh
Copper, total (3050)	M6010B ICP	658		*	mg/Kg	1	5	08/20/08 2:41	aeh
Lead, total (3050)	M6020 ICP-MS	18.20			mg/Kg	0.05	0.3	08/26/08 10:30	rac
Manganese, total (3050)	M6010B ICP	209		*	mg/Kg	0.5	3	08/20/08 2:41	aeh
Mercury, total	M7471A CVAA		U		mg/Kg	0.04	0.2	08/16/08 16:54	jws
Molybdenum, total (3050)	M6010B ICP	822		*	mg/Kg	1	5	08/20/08 2:41	aeh
Nickel, total (3050)	M6010B ICP	5	B	*	mg/Kg	1	5	08/20/08 2:41	aeh
Selenium, total (3050)	M6020 ICP-MS	0.88			mg/Kg	0.05	0.3	08/26/08 10:30	rac
Thallium, total (3050)	M6020 ICP-MS	0.19	B		mg/Kg	0.05	0.3	08/26/08 10:30	rac
Uranium, total (3050)	M6020 ICP-MS	3.42		*	mg/Kg	0.05	0.3	08/26/08 10:30	rac
Zinc, total (3050)	M6010B ICP	76		*	mg/Kg	1	5	08/20/08 2:41	aeh

Soil Analysis

Parameter	EPA Method	Result	Qual	XQ	Units	MDL	PQL	Date	Analyst
Solids, Percent	CLPSOW390, PART F, D-98	93.1		*	%	0.1	0.5	08/11/08 20:45	mjc

Soil Preparation

Parameter	EPA Method	Result	Qual	XQ	Units	MDL	PQL	Date	Analyst
Air Dry at 34 Degrees C	USDA No. 1, 1972			*				08/11/08 14:12	mjc
Digestion - Hot Plate	M3050B ICP-MS							08/14/08 16:49	brd
Sieve-2000 um (2.0mm)	ASA No.9, 15-4.2.2			*				08/13/08 21:34	brd

Arizona license number: AZ0102

EL 9/2/08

ACZ Laboratories, Inc.

2773 Downhill Drive Steamboat Springs, CO 80487 (800) 334-5493

Inorganic Analytical Results

FMI Gold & Copper - Sierrita
Project ID: OJ07R9
Sample ID: CS-JS-04-5-7

ACZ Sample ID: ***L71011-03***
Date Sampled: *08/06/08 09:10*
Date Received: *08/07/08*
Sample Matrix: *Soil*

Metals Analysis

Parameter	EPA Method	Result	Qual	XQ	Units	MDL	PQL	Date	Analyst
Antimony, total (3050)	M6020 ICP-MS		U	*	mg/Kg	0.2	1	08/26/08 11:03	rac
Arsenic, total (3050)	M6020 ICP-MS	1.6			mg/Kg	0.3	0.5	08/26/08 11:03	rac
Barium, total (3050)	M6010B ICP	216			mg/Kg	0.3	2	08/20/08 2:45	aeh
Beryllium, total (3050)	M6010B ICP	0.6	B		mg/Kg	0.2	1	08/27/08 0:46	aeh
Cadmium, total (3050)	M6010B ICP	1.4	B		mg/Kg	0.5	2	08/20/08 2:45	aeh
Chromium, total (3050)	M6010B ICP	6		*	mg/Kg	1	5	08/20/08 2:45	aeh
Cobalt, total (3050)	M6010B ICP	14		*	mg/Kg	1	5	08/20/08 2:45	aeh
Copper, total (3050)	M6010B ICP	425		*	mg/Kg	1	5	08/20/08 2:45	aeh
Lead, total (3050)	M6020 ICP-MS	16.30			mg/Kg	0.05	0.3	08/26/08 11:03	rac
Manganese, total (3050)	M6010B ICP	495		*	mg/Kg	0.5	3	08/20/08 2:45	aeh
Mercury, total	M7471A CVAA		U		mg/Kg	0.04	0.2	08/16/08 16:56	jws
Molybdenum, total (3050)	M6010B ICP	8		*	mg/Kg	1	5	08/20/08 2:45	aeh
Nickel, total (3050)	M6010B ICP	9		*	mg/Kg	1	5	08/20/08 2:45	aeh
Selenium, total (3050)	M6020 ICP-MS	0.10	B		mg/Kg	0.05	0.3	08/26/08 11:03	rac
Thallium, total (3050)	M6020 ICP-MS	0.40			mg/Kg	0.05	0.3	08/26/08 11:03	rac
Uranium, total (3050)	M6020 ICP-MS	3.29		*	mg/Kg	0.05	0.3	08/26/08 11:03	rac
Zinc, total (3050)	M6010B ICP	451		*	mg/Kg	1	5	08/20/08 2:45	aeh

Soil Analysis

Parameter	EPA Method	Result	Qual	XQ	Units	MDL	PQL	Date	Analyst
Solids, Percent	CLPSOW390, PART F, D-98	95.1		*	%	0.1	0.5	08/11/08 22:20	mjc

Soil Preparation

Parameter	EPA Method	Result	Qual	XQ	Units	MDL	PQL	Date	Analyst
Air Dry at 34 Degrees C	USDA No. 1, 1972			*				08/11/08 14:15	mjc
Digestion - Hot Plate	M3050B ICP-MS							08/14/08 18:14	brd
Sieve-2000 um (2.0mm)	ASA No.9, 15-4.2.2			*				08/13/08 21:37	brd

Arizona license number: AZ0102

EQ 9/2/08

** Please refer to Qualifier Reports for details.*

ACZ Laboratories, Inc.

2773 Downhill Drive Steamboat Springs, CO 80487 (800) 334-5493

Inorganic Analytical Results

FMI Gold & Copper - Sierrita
Project ID: OJ07R9
Sample ID: EM-X26-0-1

ACZ Sample ID: ***L71011-04***
Date Sampled: *08/06/08 10:00*
Date Received: *08/07/08*
Sample Matrix: *Soil*

Metals Analysis

Parameter	EPA Method	Result	Qual	XQ	Units	MDL	PQL	Date	Analyst
Antimony, total (3050)	M6020 ICP-MS	0.4	B	*	mg/Kg	0.2	1	08/26/08 11:09	rac
Arsenic, total (3050)	M6020 ICP-MS	3.2			mg/Kg	0.3	0.5	08/26/08 11:09	rac
Barium, total (3050)	M6010B ICP	94.8			mg/Kg	0.3	2	08/20/08 2:48	aeh
Beryllium, total (3050)	M6010B ICP	0.6	B		mg/Kg	0.2	1	08/27/08 0:50	aeh
Cadmium, total (3050)	M6010B ICP		U		mg/Kg	0.5	2	08/20/08 2:48	aeh
Chromium, total (3050)	M6010B ICP	6		*	mg/Kg	1	5	08/20/08 2:48	aeh
Cobalt, total (3050)	M6010B ICP	10		*	mg/Kg	1	5	08/20/08 2:48	aeh
Copper, total (3050)	M6010B ICP	1390		*	mg/Kg	1	5	08/20/08 2:48	aeh
Lead, total (3050)	M6020 ICP-MS	12.80			mg/Kg	0.05	0.3	08/26/08 11:09	rac
Manganese, total (3050)	M6010B ICP	356		*	mg/Kg	0.5	3	08/20/08 2:48	aeh
Mercury, total	M7471A CVAA		U		mg/Kg	0.04	0.2	08/16/08 17:49	jws
Molybdenum, total (3050)	M6010B ICP	154		*	mg/Kg	1	5	08/20/08 2:48	aeh
Nickel, total (3050)	M6010B ICP	5		*	mg/Kg	1	5	08/20/08 2:48	aeh
Selenium, total (3050)	M6020 ICP-MS	0.52			mg/Kg	0.05	0.3	08/26/08 11:09	rac
Thallium, total (3050)	M6020 ICP-MS	0.30			mg/Kg	0.05	0.3	08/26/08 11:09	rac
Uranium, total (3050)	M6020 ICP-MS	3.78		*	mg/Kg	0.05	0.3	08/26/08 11:09	rac
Zinc, total (3050)	M6010B ICP	67		*	mg/Kg	1	5	08/20/08 2:48	aeh

Soil Analysis

Parameter	EPA Method	Result	Qual	XQ	Units	MDL	PQL	Date	Analyst
Solids, Percent	CLPSOW390, PART F, D-98	92.5		*	%	0.1	0.5	08/11/08 23:55	mjc

Soil Preparation

Parameter	EPA Method	Result	Qual	XQ	Units	MDL	PQL	Date	Analyst
Air Dry at 34 Degrees C	USDA No. 1, 1972			*				08/11/08 14:18	mjc
Digestion - Hot Plate	M3050B ICP-MS							08/14/08 18:42	brd
Sieve-2000 um (2.0mm)	ASA No.9, 15-4.2.2			*				08/13/08 21:39	brd

Arizona license number: AZ0102

EC 9/2/08

** Please refer to Qualifier Reports for details.*

ACZ Laboratories, Inc.

2773 Downhill Drive Steamboat Springs, CO 80487 (800) 334-5493

Inorganic Analytical Results

FMI Gold & Copper - Sierrita
Project ID: OJ07R9
Sample ID: EM-X26-1-3

ACZ Sample ID: ***L71011-05***
Date Sampled: *08/06/08 10:00*
Date Received: *08/07/08*
Sample Matrix: *Soil*

Metals Analysis

Parameter	EPA Method	Result	Qual	XQ	Units	MDL	PQL	Date	Analyst
Antimony, total (3050)	M6020 ICP-MS		U	*	mg/Kg	0.2	1	08/26/08 11:16	rac
Arsenic, total (3050)	M6020 ICP-MS	1.7			mg/Kg	0.3	0.5	08/26/08 11:16	rac
Barium, total (3050)	M6010B ICP	52.8			mg/Kg	0.3	2	08/20/08 2:59	aeh
Beryllium, total (3050)	M6010B ICP	0.2	B		mg/Kg	0.2	1	08/27/08 0:53	aeh
Cadmium, total (3050)	M6010B ICP		U		mg/Kg	0.5	2	08/20/08 2:59	aeh
Chromium, total (3050)	M6010B ICP	5	B	*	mg/Kg	1	5	08/20/08 2:59	aeh
Cobalt, total (3050)	M6010B ICP	7		*	mg/Kg	1	5	08/20/08 2:59	aeh
Copper, total (3050)	M6010B ICP	424		*	mg/Kg	1	5	08/20/08 2:59	aeh
Lead, total (3050)	M6020 ICP-MS	6.02			mg/Kg	0.05	0.3	08/26/08 11:16	rac
Manganese, total (3050)	M6010B ICP	199		*	mg/Kg	0.5	3	08/20/08 2:59	aeh
Mercury, total	M7471A CVAA		U		mg/Kg	0.04	0.2	08/16/08 17:56	jws
Molybdenum, total (3050)	M6010B ICP	51		*	mg/Kg	1	5	08/20/08 2:59	aeh
Nickel, total (3050)	M6010B ICP	3	B	*	mg/Kg	1	5	08/20/08 2:59	aeh
Selenium, total (3050)	M6020 ICP-MS	0.27	B		mg/Kg	0.05	0.3	08/26/08 11:16	rac
Thallium, total (3050)	M6020 ICP-MS	0.14	B		mg/Kg	0.05	0.3	08/26/08 11:16	rac
Uranium, total (3050)	M6020 ICP-MS	2.38		*	mg/Kg	0.05	0.3	08/26/08 11:16	rac
Zinc, total (3050)	M6010B ICP	37		*	mg/Kg	1	5	08/20/08 2:59	aeh

Soil Analysis

Parameter	EPA Method	Result	Qual	XQ	Units	MDL	PQL	Date	Analyst
Solids, Percent	CLPSOW390, PART F, D-98	98.0		*	%	0.1	0.5	08/12/08 1:30	mjc

Soil Preparation

Parameter	EPA Method	Result	Qual	XQ	Units	MDL	PQL	Date	Analyst
Air Dry at 34 Degrees C	USDA No. 1, 1972			*				08/11/08 14:21	mjc
Digestion - Hot Plate	M3050B ICP-MS							08/14/08 19:10	brd
Sieve-2000 um (2.0mm)	ASA No.9, 15-4.2.2			*				08/13/08 21:42	brd

Arizona license number: AZ0102

EL 9/2/08

** Please refer to Qualifier Reports for details.*

ACZ Laboratories, Inc.
2773 Downhill Drive Steamboat Springs, CO 80487 (800) 334-5493

Inorganic Analytical Results

FMI Gold & Copper - Sierrita
Project ID: OJ07R9
Sample ID: EM-X26-5-7

ACZ Sample ID: ***L71011-06***
Date Sampled: *08/06/08 10:06*
Date Received: *08/07/08*
Sample Matrix: *Soil*

Metals Analysis

Parameter	EPA Method	Result	Qual	XQ	Units	MDL	PQL	Date	Analyst
Antimony, total (3050)	M6020 ICP-MS	0.5	B	*	mg/Kg	0.2	1	08/26/08 11:23	rac
Arsenic, total (3050)	M6020 ICP-MS	4.5			mg/Kg	0.3	0.5	08/26/08 11:23	rac
Barium, total (3050)	M6010B ICP	101			mg/Kg	0.3	2	08/20/08 3:02	aeh
Beryllium, total (3050)	M6010B ICP	0.5	B		mg/Kg	0.2	1	08/27/08 0:57	aeh
Cadmium, total (3050)	M6010B ICP		U		mg/Kg	0.5	2	08/20/08 3:02	aeh
Chromium, total (3050)	M6010B ICP	5		*	mg/Kg	1	5	08/20/08 3:02	aeh
Cobalt, total (3050)	M6010B ICP	7		*	mg/Kg	1	5	08/20/08 3:02	aeh
Copper, total (3050)	M6010B ICP	1030		*	mg/Kg	1	5	08/20/08 3:02	aeh
Lead, total (3050)	M6020 ICP-MS	75.20			mg/Kg	0.05	0.3	08/26/08 11:23	rac
Manganese, total (3050)	M6010B ICP	232		*	mg/Kg	0.5	3	08/20/08 3:02	aeh
Mercury, total	M7471A CVAA	0.06	B		mg/Kg	0.04	0.2	08/16/08 17:58	jws
Molybdenum, total (3050)	M6010B ICP	307		*	mg/Kg	1	5	08/20/08 3:02	aeh
Nickel, total (3050)	M6010B ICP	5	B	*	mg/Kg	1	5	08/20/08 3:02	aeh
Selenium, total (3050)	M6020 ICP-MS	0.63			mg/Kg	0.05	0.3	08/26/08 11:23	rac
Thallium, total (3050)	M6020 ICP-MS	0.24	B		mg/Kg	0.05	0.3	08/26/08 11:23	rac
Uranium, total (3050)	M6020 ICP-MS	5.86		*	mg/Kg	0.05	0.3	08/26/08 11:23	rac
Zinc, total (3050)	M6010B ICP	77		*	mg/Kg	1	5	08/20/08 3:02	aeh

Soil Analysis

Parameter	EPA Method	Result	Qual	XQ	Units	MDL	PQL	Date	Analyst
Solids, Percent	CLPSOW390, PART F, D-98	94.3		*	%	0.1	0.5	08/12/08 3:05	mjc

Soil Preparation

Parameter	EPA Method	Result	Qual	XQ	Units	MDL	PQL	Date	Analyst
Air Dry at 34 Degrees C	USDA No. 1, 1972			*				08/11/08 14:23	mjc
Digestion - Hot Plate	M3050B ICP-MS							08/14/08 19:38	brd
Sieve-2000 um (2.0mm)	ASA No.9, 15-4.2.2			*				08/13/08 21:45	brd

Arizona license number: AZ0102

EQ 9/2/08

** Please refer to Qualifier Reports for details.*

ACZ Laboratories, Inc.

2773 Downhill Drive Steamboat Springs, CO 80487 (800) 334-5493

Inorganic Analytical Results

FMI Gold & Copper - Sierrita
Project ID: OJ07R9
Sample ID: EM-U25-0-1

ACZ Sample ID: ***L71011-07***
Date Sampled: *08/06/08 10:59*
Date Received: *08/07/08*
Sample Matrix: *Soil*

Metals Analysis

Parameter	EPA Method	Result	Qual	XQ	Units	MDL	PQL	Date	Analyst
Antimony, total (3050)	M6020 ICP-MS	0.4	B	*	mg/Kg	0.2	1	08/26/08 11:29	rac
Arsenic, total (3050)	M6020 ICP-MS	3.2			mg/Kg	0.3	0.5	08/26/08 11:29	rac
Barium, total (3050)	M6010B ICP	265			mg/Kg	0.3	2	08/20/08 3:06	aeh
Beryllium, total (3050)	M6010B ICP	0.6	B		mg/Kg	0.2	1	08/27/08 1:01	aeh
Cadmium, total (3050)	M6010B ICP	0.6	B		mg/Kg	0.5	2	08/20/08 3:06	aeh
Chromium, total (3050)	M6010B ICP	7		*	mg/Kg	1	5	08/20/08 3:06	aeh
Cobalt, total (3050)	M6010B ICP	10		*	mg/Kg	1	5	08/20/08 3:06	aeh
Copper, total (3050)	M6010B ICP	728		*	mg/Kg	1	5	08/20/08 3:06	aeh
Lead, total (3050)	M6020 ICP-MS	100			mg/Kg	0.05	0.3	08/26/08 11:29	rac
Manganese, total (3050)	M6010B ICP	398		*	mg/Kg	0.5	3	08/20/08 3:06	aeh
Mercury, total	M7471A CVAA		U		mg/Kg	0.04	0.2	08/16/08 18:01	jws
Molybdenum, total (3050)	M6010B ICP	113		*	mg/Kg	1	5	08/20/08 3:06	aeh
Nickel, total (3050)	M6010B ICP	7		*	mg/Kg	1	5	08/20/08 3:06	aeh
Selenium, total (3050)	M6020 ICP-MS	0.32			mg/Kg	0.05	0.3	08/26/08 11:29	rac
Thallium, total (3050)	M6020 ICP-MS	0.25	B		mg/Kg	0.05	0.3	08/26/08 11:29	rac
Uranium, total (3050)	M6020 ICP-MS	3.65		*	mg/Kg	0.05	0.3	08/26/08 11:29	rac
Zinc, total (3050)	M6010B ICP	234		*	mg/Kg	1	5	08/20/08 3:06	aeh

Soil Analysis

Parameter	EPA Method	Result	Qual	XQ	Units	MDL	PQL	Date	Analyst
Solids, Percent	CLPSOW390, PART F, D-98	94.2		*	%	0.1	0.5	08/12/08 4:40	mjc

Soil Preparation

Parameter	EPA Method	Result	Qual	XQ	Units	MDL	PQL	Date	Analyst
Air Dry at 34 Degrees C	USDA No. 1, 1972			*				08/11/08 14:26	mjc
Digestion - Hot Plate	M3050B ICP-MS							08/14/08 20:07	brd
Sieve-2000 um (2.0mm)	ASA No.9, 15-4.2.2			*				08/13/08 21:48	brd

Arizona license number: AZ0102

EE 9/2/08

** Please refer to Qualifier Reports for details.*

ACZ Laboratories, Inc.

2773 Downhill Drive Steamboat Springs, CO 80487 (800) 334-5493

Inorganic Analytical Results

FMI Gold & Copper - Sierrita
Project ID: OJ07R9
Sample ID: EM-U25-1-3

ACZ Sample ID: ***L71011-08***
Date Sampled: *08/06/08 10:59*
Date Received: *08/07/08*
Sample Matrix: *Soil*

Metals Analysis

Parameter	EPA Method	Result	Qual	XQ	Units	MDL	PQL	Date	Analyst
Antimony, total (3050)	M6020 ICP-MS	0.4	B	*	mg/Kg	0.2	1	08/26/08 11:36	rac
Arsenic, total (3050)	M6020 ICP-MS	4.6			mg/Kg	0.3	0.5	08/26/08 11:36	rac
Barium, total (3050)	M6010B ICP	156			mg/Kg	0.3	2	08/20/08 3:09	aeh
Beryllium, total (3050)	M6010B ICP	0.7	B		mg/Kg	0.2	1	08/27/08 1:04	aeh
Cadmium, total (3050)	M6010B ICP		U		mg/Kg	0.5	2	08/20/08 3:09	aeh
Chromium, total (3050)	M6010B ICP	8		*	mg/Kg	1	5	08/20/08 3:09	aeh
Cobalt, total (3050)	M6010B ICP	11		*	mg/Kg	1	5	08/20/08 3:09	aeh
Copper, total (3050)	M6010B ICP	1210		*	mg/Kg	1	5	08/20/08 3:09	aeh
Lead, total (3050)	M6020 ICP-MS	136			mg/Kg	0.05	0.3	08/26/08 11:36	rac
Manganese, total (3050)	M6010B ICP	366		*	mg/Kg	0.5	3	08/20/08 3:09	aeh
Mercury, total	M7471A CVAA		U		mg/Kg	0.04	0.2	08/16/08 18:03	jws
Molybdenum, total (3050)	M6010B ICP	292		*	mg/Kg	1	5	08/20/08 3:09	aeh
Nickel, total (3050)	M6010B ICP	7		*	mg/Kg	1	5	08/20/08 3:09	aeh
Selenium, total (3050)	M6020 ICP-MS	0.72			mg/Kg	0.05	0.3	08/26/08 11:36	rac
Thallium, total (3050)	M6020 ICP-MS	0.23	B		mg/Kg	0.05	0.3	08/26/08 11:36	rac
Uranium, total (3050)	M6020 ICP-MS	3.89		*	mg/Kg	0.05	0.3	08/26/08 11:36	rac
Zinc, total (3050)	M6010B ICP	233		*	mg/Kg	1	5	08/20/08 3:09	aeh

Soil Analysis

Parameter	EPA Method	Result	Qual	XQ	Units	MDL	PQL	Date	Analyst
Solids, Percent	CLPSOW390, PART F, D-98	94.5		*	%	0.1	0.5	08/12/08 6:15	mjc

Soil Preparation

Parameter	EPA Method	Result	Qual	XQ	Units	MDL	PQL	Date	Analyst
Air Dry at 34 Degrees C	USDA No. 1, 1972			*				08/11/08 14:29	mjc
Digestion - Hot Plate	M3050B ICP-MS							08/14/08 20:35	brd
Sieve-2000 um (2.0mm)	ASA No.9, 15-4.2.2			*				08/13/08 21:51	brd

Arizona license number: AZ0102

ER 9/2/08

** Please refer to Qualifier Reports for details.*

ACZ Laboratories, Inc.
2773 Downhill Drive Steamboat Springs, CO 80487 (800) 334-5493

Inorganic Analytical Results

FMI Gold & Copper - Sierrita
Project ID: OJ07R9
Sample ID: EM-U25-5-5.5

ACZ Sample ID: ***L71011-09***
Date Sampled: *08/06/08 11:03*
Date Received: *08/07/08*
Sample Matrix: *Soil*

Metals Analysis

Parameter	EPA Method	Result	Qual	XQ	Units	MDL	PQL	Date	Analyst
Antimony, total (3050)	M6020 ICP-MS	0.3	B	*	mg/Kg	0.2	1	08/26/08 11:42	rac
Arsenic, total (3050)	M6020 ICP-MS	8.6			mg/Kg	0.3	0.5	08/26/08 11:42	rac
Barium, total (3050)	M6010B ICP	88.7			mg/Kg	0.3	2	08/20/08 3:12	aeh
Beryllium, total (3050)	M6010B ICP	0.6	B		mg/Kg	0.2	1	08/27/08 1:08	aeh
Cadmium, total (3050)	M6010B ICP	0.6	B		mg/Kg	0.5	2	08/20/08 3:12	aeh
Chromium, total (3050)	M6010B ICP	7		*	mg/Kg	1	5	08/20/08 3:12	aeh
Cobalt, total (3050)	M6010B ICP	9		*	mg/Kg	1	5	08/20/08 3:12	aeh
Copper, total (3050)	M6010B ICP	204		*	mg/Kg	1	5	08/20/08 3:12	aeh
Lead, total (3050)	M6020 ICP-MS	433		*	mg/Kg	0.1	0.5	08/27/08 2:27	rac
Manganese, total (3050)	M6010B ICP	693		*	mg/Kg	0.5	3	08/20/08 3:12	aeh
Mercury, total	M7471A CVAA	0.05	B		mg/Kg	0.04	0.2	08/16/08 18:12	jws
Molybdenum, total (3050)	M6010B ICP	57		*	mg/Kg	1	5	08/20/08 3:12	aeh
Nickel, total (3050)	M6010B ICP	6		*	mg/Kg	1	5	08/20/08 3:12	aeh
Selenium, total (3050)	M6020 ICP-MS	0.26	B		mg/Kg	0.05	0.3	08/26/08 11:42	rac
Thallium, total (3050)	M6020 ICP-MS	0.15	B		mg/Kg	0.05	0.3	08/26/08 11:42	rac
Uranium, total (3050)	M6020 ICP-MS	14.10		*	mg/Kg	0.05	0.3	08/26/08 11:42	rac
Zinc, total (3050)	M6010B ICP	971		*	mg/Kg	1	5	08/20/08 3:12	aeh

Soil Analysis

Parameter	EPA Method	Result	Qual	XQ	Units	MDL	PQL	Date	Analyst
Solids, Percent	CLPSOW390, PART F, D-98	96.8		*	%	0.1	0.5	08/12/08 7:50	mjc

Soil Preparation

Parameter	EPA Method	Result	Qual	XQ	Units	MDL	PQL	Date	Analyst
Air Dry at 34 Degrees C	USDA No. 1, 1972			*				08/11/08 14:32	mjc
Digestion - Hot Plate	M3050B ICP-MS							08/14/08 21:03	brd
Sieve-2000 um (2.0mm)	ASA No.9, 15-4.2.2			*				08/13/08 21:54	brd

Arizona license number: AZ0102

EK 9/2/08

** Please refer to Qualifier Reports for details.*

ACZ Laboratories, Inc.

2773 Downhill Drive Steamboat Springs, CO 80487 (800) 334-5493

Inorganic Analytical Results

FMI Gold & Copper - Sierrita
Project ID: OJ07R9
Sample ID: EM-N29-0-1

ACZ Sample ID: ***L71011-10***
Date Sampled: *08/06/08 13:09*
Date Received: *08/07/08*
Sample Matrix: *Soil*

Metals Analysis

Parameter	EPA Method	Result	Qual	XQ	Units	MDL	PQL	Date	Analyst
Antimony, total (3050)	M6020 ICP-MS	0.4	B	*	mg/Kg	0.2	1	08/26/08 11:49	rac
Arsenic, total (3050)	M6020 ICP-MS	5.2			mg/Kg	0.3	0.5	08/26/08 11:49	rac
Barium, total (3050)	M6010B ICP	56.0			mg/Kg	0.3	2	08/20/08 3:16	aeh
Beryllium, total (3050)	M6010B ICP	0.9	B		mg/Kg	0.2	1	08/27/08 1:12	aeh
Cadmium, total (3050)	M6010B ICP		U		mg/Kg	0.5	2	08/20/08 3:16	aeh
Chromium, total (3050)	M6010B ICP	9		*	mg/Kg	1	5	08/20/08 3:16	aeh
Cobalt, total (3050)	M6010B ICP	6		*	mg/Kg	1	5	08/20/08 3:16	aeh
Copper, total (3050)	M6010B ICP	495		*	mg/Kg	1	5	08/20/08 3:16	aeh
Lead, total (3050)	M6020 ICP-MS	25.80			mg/Kg	0.05	0.3	08/26/08 11:49	rac
Manganese, total (3050)	M6010B ICP	194		*	mg/Kg	0.5	3	08/20/08 3:16	aeh
Mercury, total	M7471A CVAA		U		mg/Kg	0.04	0.2	08/16/08 18:14	jws
Molybdenum, total (3050)	M6010B ICP	124		*	mg/Kg	1	5	08/20/08 3:16	aeh
Nickel, total (3050)	M6010B ICP	3	B	*	mg/Kg	1	5	08/20/08 3:16	aeh
Selenium, total (3050)	M6020 ICP-MS	0.50			mg/Kg	0.05	0.3	08/26/08 11:49	rac
Thallium, total (3050)	M6020 ICP-MS	0.13	B		mg/Kg	0.05	0.3	08/26/08 11:49	rac
Uranium, total (3050)	M6020 ICP-MS	1.96		*	mg/Kg	0.05	0.3	08/26/08 11:49	rac
Zinc, total (3050)	M6010B ICP	78		*	mg/Kg	1	5	08/20/08 3:16	aeh

Soil Analysis

Parameter	EPA Method	Result	Qual	XQ	Units	MDL	PQL	Date	Analyst
Solids, Percent	CLPSOW390, PART F, D-98	96.8		*	%	0.1	0.5	08/12/08 9:25	mjc

Soil Preparation

Parameter	EPA Method	Result	Qual	XQ	Units	MDL	PQL	Date	Analyst
Air Dry at 34 Degrees C	USDA No. 1, 1972			*				08/11/08 14:34	mjc
Digestion - Hot Plate	M3050B ICP-MS							08/14/08 21:31	brd
Sieve-2000 um (2.0mm)	ASA No.9, 15-4.2.2			*				08/13/08 21:57	brd

Arizona license number: AZ0102

EL 9/2/08

** Please refer to Qualifier Reports for details.*

ACZ Laboratories, Inc.

2773 Downhill Drive Steamboat Springs, CO 80487 (800) 334-5493

Inorganic Analytical Results

FMI Gold & Copper - Sierrita
Project ID: OJ07R9
Sample ID: EM-N29-1-3

ACZ Sample ID: ***L71011-11***
Date Sampled: *08/06/08 13:09*
Date Received: *08/07/08*
Sample Matrix: *Soil*

Metals Analysis

Parameter	EPA Method	Result	Qual	XQ	Units	MDL	PQL	Date	Analyst
Antimony, total (3050)	M6020 ICP-MS	0.6	B	*	mg/Kg	0.2	1	08/26/08 11:56	rac
Arsenic, total (3050)	M6020 ICP-MS	7.5			mg/Kg	0.3	0.5	08/26/08 11:56	rac
Barium, total (3050)	M6010B ICP	65.9			mg/Kg	0.3	2	08/20/08 3:19	aeh
Beryllium, total (3050)	M6010B ICP	1.1			mg/Kg	0.2	1	08/27/08 1:15	aeh
Cadmium, total (3050)	M6010B ICP		U		mg/Kg	0.5	2	08/20/08 3:19	aeh
Chromium, total (3050)	M6010B ICP	6		*	mg/Kg	1	5	08/20/08 3:19	aeh
Cobalt, total (3050)	M6010B ICP	17		*	mg/Kg	1	5	08/20/08 3:19	aeh
Copper, total (3050)	M6010B ICP	805		*	mg/Kg	1	5	08/20/08 3:19	aeh
Lead, total (3050)	M6020 ICP-MS	41.80			mg/Kg	0.05	0.3	08/26/08 11:56	rac
Manganese, total (3050)	M6010B ICP	429		*	mg/Kg	0.5	3	08/20/08 3:19	aeh
Mercury, total	M7471A CVAA		U		mg/Kg	0.04	0.2	08/16/08 18:17	jws
Molybdenum, total (3050)	M6010B ICP	94		*	mg/Kg	1	5	08/20/08 3:19	aeh
Nickel, total (3050)	M6010B ICP	3	B	*	mg/Kg	1	5	08/20/08 3:19	aeh
Selenium, total (3050)	M6020 ICP-MS	0.79			mg/Kg	0.05	0.3	08/26/08 11:56	rac
Thallium, total (3050)	M6020 ICP-MS	0.13	B		mg/Kg	0.05	0.3	08/26/08 11:56	rac
Uranium, total (3050)	M6020 ICP-MS	2.70		*	mg/Kg	0.05	0.3	08/26/08 11:56	rac
Zinc, total (3050)	M6010B ICP	59		*	mg/Kg	1	5	08/20/08 3:19	aeh

Soil Analysis

Parameter	EPA Method	Result	Qual	XQ	Units	MDL	PQL	Date	Analyst
Solids, Percent	CLPSOW390, PART F, D-98	97.3		*	%	0.1	0.5	08/12/08 11:00	mjc

Soil Preparation

Parameter	EPA Method	Result	Qual	XQ	Units	MDL	PQL	Date	Analyst
Air Dry at 34 Degrees C	USDA No. 1, 1972			*				08/11/08 14:37	mjc
Digestion - Hot Plate	M3050B ICP-MS							08/14/08 21:59	brd
Sieve-2000 um (2.0mm)	ASA No.9, 15-4.2.2			*				08/13/08 21:59	brd

Arizona license number: AZ0102

EQ 9/2/08

** Please refer to Qualifier Reports for details.*

SIERRITA
DATA REVIEW SUMMARY

Data Package Number: L71041 Sampling Event: August 7th, 2008
Sample-specific Parameter Review? **Yes** Laboratory Performance Parameters? **No**
Data Reviewer: Liz Kraak Date Completed: 09/17/08
Peer Reviewer: Geoff Webb Date Completed: 09/17/08

This report summarizes the verification of analytical data for 15 soil samples. The soil samples were analyzed for total metals by Method 6020, Method 6010, and Method 7471A. ACZ Laboratories, Inc. of Steamboat Springs, Colorado performed the analyses. ACZ operates under laboratory licensure number AZ0102.

The data review was conducted in accordance with the criteria specified in the Draft Addendum – Quality Assurance Project Plan Sierrita Mine Green Valley, Arizona (April 2008). Independent review flags were assigned as required by Appendix E in the QAPP. The table below summarizes the samples and analyses presented in these data packages.

Field ID	Sample Type	Lab ID	Matrix	Analyses
				Total Metals
EM-G27-0-1	SA	L71041-01	S	X^m
EM-G27-1-3	SA	L71041-02	S	X^m
RA-JS-04-0-1	SA	L71041-03	S	X
RA-JS-04-1-2.5	SA	L71041-04	S	X
RA-JS-03-0-1	SA	L71041-05	S	X
RA-JS-03-1-3	SA	L71041-06	S	X^m
RA-JS-05-0-1	SA	L71041-07	S	X
RA-JS-05-1-3	SA	L71041-08	S	X
EM-P24-0-1	SA	L71041-09	S	X
EM-P24-1-3	SA	L71041-10	S	X
EM-P24-10-11	SA	L71041-11	S	X
RA-JS-01-0-1	SA	L71041-12	S	X
RA-JS-01-1-3	SA	L71041-13	S	X
RA-JS-01-5-7	SA	L71041-14	S	X
EM-P24-5-7	SA	L71041-15	S	X

Matrix: S = Soil QC Type: SA = Sample m = Matrix spike and/or matrix spike duplicate.
Total Metals = Antimony, Arsenic, Lead, Selenium, Thallium, and Uranium (6020); Barium, Beryllium, Cadmium, Chromium, Cobalt, Copper, Manganese, Molybdenum, Nickel, and Zinc (6010); Mercury (7471A)

General Overall Assessment (Flags applied per ADEQ data qualifying process and QAPP guidance):

_____ Data are usable without qualification.

_X_ Data are usable with qualification (noted below).

_____ Some or all data are unusable for any purpose (detailed below).

Case Narrative Summary: Except as noted below, any of the issues noted in the laboratory case narrative potentially affecting data quality are addressed in the appropriate sections in the table below. Results reported between the MDL and RL were flagged with a B by the laboratory. No additional qualifiers were added during data review for those results reported between the MDL and RL.

Review Parameter	Criteria Met?	Comments
Sample-specific Parameters	Complete with "Yes", "No", or "Not Applicable (N/A)".	For each "No" response, list what was out, associated acceptance limits, all qualified data, and bias direction or reference associated table with pertinent details.
COC & Sample Receipt	Yes	Samples were received intact and the cooler temperature was 2.9°C upon arrival at the laboratory, which met the criterion of ≤6°C. Data qualification was not required. The percent solid is performed on the soil samples as received and this percent solid is reported on the result form. For the metals analysis, the soil samples are dried prior to sample preparation. Another percent solid is performed on the air dried sample to use as a correction factor for the sample result after analysis. This correction factor is also applied to the MDL and RL, but because the percent solid is performed on the air dried sample this correction factor is small. Therefore, the MDL and RLs are the same from sample to sample. The sample and results are reported on a dry weight basis. Samples were not air dried for the mercury analysis. The mercury samples were prepared as received and dry weight corrected.
Holding Times	Yes	
Method Blanks Calibration Blanks	Yes	Target analytes were not detected in the method blanks or continuing calibration blanks.
Matrix QC • MS/MSD EM-G27-1-3 (Antimony, Arsenic, Lead, Selenium, Thallium, Uranium) EM-G27-0-1 (Barium, Beryllium, Cadmium, Chromium, Cobalt, Copper, Manganese, Molybdenum, Nickel, Zinc) RA-JS-03-1-3 (Mercury) • LD EM-G27-0-1 (Percent Solids)	No	With the exceptions noted in Table 1, the recoveries and RPDs for the matrix spike (MS) and matrix spike duplicate (MSD) analyses were within the laboratory-determined acceptance range. The MS/MSD recoveries for sample EM-G27-0-1 could not be evaluated for copper, manganese, and molybdenum because the results in the native sample were greater than four times the concentration of the spike added during digestion. Since the sample concentrations are so much greater than the spike added, the MS/MSD recoveries are not considered to be a representative measure of accuracy. Further action or qualification was not necessary. The agreement between parent sample results and the lab duplicate sample results was evaluated for percent solids. All of the results met the evaluation criteria.
Method QC • Serial Dilution N/A • Internal Standards	N/A	
	Yes	**Internal Standards** All internal standards were within the laboratory-determined acceptance limits. Data qualification was not required.
Field QC • Rinsate Blank N/A • Field Duplicate N/A • Field Blank N/A	N/A	
Laboratory Control Sample/ Laboratory Control Sample Duplicate (LCS/LCSD)	Yes	All LCS and LCSD percent recoveries and RPDs were within laboratory-determined acceptance limits. Data qualification was not required.
Elevated RLs without associated non-detect results	Yes	
Package Completeness	Yes	

Review Parameter	Criteria Met?	Comments
Other Parameters	N/A	

Table 1: MS/MSD Recovery Outliers and Resultant Qualification

Sample	Analyte	%Rs (Limits)	Qualification
EM-G27-1-3	Antimony	**36.8**/ **36.4** (75-125)	As the potential bias was considered to be low, the listed analytical results were flagged with a M2.

%R = Percent Recovery M2 = Matrix spike recovery was low; the associated blank spike recovery was acceptable.

ACZ Laboratories, Inc.
2773 Downhill Drive Steamboat Springs, CO 80487 (800) 334-5493

Inorganic Analytical Results

FMI Gold & Copper - Sierrita
Project ID: OJ07R9
Sample ID: EM-G27-0-1

ACZ Sample ID: ***L71041-01***
Date Sampled: *08/07/08 08:18*
Date Received: *08/08/08*
Sample Matrix: *Soil*

Metals Analysis

Parameter	EPA Method	Result	Qual	XQ	Units	MDL	PQL	Date	Analyst
Antimony, total (3050)	M6020 ICP-MS	0.3	B	*	mg/Kg	0.2	1	08/29/08 2:10	msh
Arsenic, total (3050)	M6020 ICP-MS	3.5		*	mg/Kg	0.3	0.5	08/29/08 2:10	msh
Barium, total (3050)	M6010B ICP	81.2			mg/Kg	0.3	2	08/27/08 4:09	ear/aeh
Beryllium, total (3050)	M6010B ICP	0.5	B		mg/Kg	0.2	1	08/27/08 4:09	ear/aeh
Cadmium, total (3050)	M6010B ICP		U		mg/Kg	0.5	2	08/27/08 4:09	ear/aeh
Chromium, total (3050)	M6010B ICP	6		*	mg/Kg	1	5	08/27/08 4:09	ear/aeh
Cobalt, total (3050)	M6010B ICP	7		*	mg/Kg	1	5	08/27/08 4:09	ear/aeh
Copper, total (3050)	M6010B ICP	2750		*	mg/Kg	1	5	08/27/08 4:09	ear/aeh
Lead, total (3050)	M6020 ICP-MS	30.90		*	mg/Kg	0.05	0.3	08/29/08 2:10	msh
Manganese, total (3050)	M6010B ICP	233		*	mg/Kg	0.5	3	08/27/08 4:09	ear/aeh
Mercury, total	M7471A CVAA		U		mg/Kg	0.04	0.2	08/16/08 18:39	jws
Molybdenum, total (3050)	M6010B ICP	403		*	mg/Kg	1	5	08/27/08 4:09	ear/aeh
Nickel, total (3050)	M6010B ICP	5	B		mg/Kg	1	5	08/27/08 4:09	ear/aeh
Selenium, total (3050)	M6020 ICP-MS	0.80		*	mg/Kg	0.05	0.3	08/29/08 2:10	msh
Thallium, total (3050)	M6020 ICP-MS	0.20	B	*	mg/Kg	0.05	0.3	08/29/08 2:10	msh
Uranium, total (3050)	M6020 ICP-MS	2.80		*	mg/Kg	0.05	0.3	08/29/08 2:10	msh
Zinc, total (3050)	M6010B ICP	90		*	mg/Kg	1	5	08/27/08 4:09	ear/aeh

Soil Analysis

Parameter	EPA Method	Result	Qual	XQ	Units	MDL	PQL	Date	Analyst
Solids, Percent	CLPSOW390, PART F, D-98	93.4		*	%	0.1	0.5	08/12/08 19:44	mjc

Soil Preparation

Parameter	EPA Method	Result	Qual	XQ	Units	MDL	PQL	Date	Analyst
Air Dry at 34 Degrees C	USDA No. 1, 1972			*				08/12/08 18:51	mjc
Digestion - Hot Plate	M3050B ICP-MS							08/21/08 23:34	brd
Sieve-2000 um (2.0mm)	ASA No.9, 15-4.2.2			*				08/20/08 23:00	brd

Arizona license number: AZ0102

EQ 9/16/08

** Please refer to Qualifier Reports for details.*

ACZ Laboratories, Inc.

2773 Downhill Drive Steamboat Springs, CO 80487 (800) 334-5493

Inorganic Analytical Results

FMI Gold & Copper - Sierrita
Project ID: OJ07R9
Sample ID: EM-G27-1-3

ACZ Sample ID: ***L71041-02***
Date Sampled: *08/07/08 08:18*
Date Received: *08/08/08*
Sample Matrix: *Soil*

Metals Analysis

Parameter	EPA Method	Result	Qual	XQ	Units	MDL	PQL	Date	Analyst
Antimony, total (3050)	M6020 ICP-MS		U	*	mg/Kg	0.2	1	08/29/08 2:23	msh MZ
Arsenic, total (3050)	M6020 ICP-MS	1.2		*	mg/Kg	0.3	0.5	08/29/08 2:23	msh
Barium, total (3050)	M6010B ICP	126			mg/Kg	0.3	2	08/27/08 4:31	ear/aeh
Beryllium, total (3050)	M6010B ICP	0.4	B		mg/Kg	0.2	1	08/27/08 4:31	ear/aeh
Cadmium, total (3050)	M6010B ICP		U		mg/Kg	0.5	2	08/27/08 4:31	ear/aeh
Chromium, total (3050)	M6010B ICP	4	B	*	mg/Kg	1	5	08/27/08 4:31	ear/aeh
Cobalt, total (3050)	M6010B ICP	11		*	mg/Kg	1	5	08/27/08 4:31	ear/aeh
Copper, total (3050)	M6010B ICP	933		*	mg/Kg	1	5	08/27/08 4:31	ear/aeh
Lead, total (3050)	M6020 ICP-MS	3.92			mg/Kg	0.05	0.3	09/02/08 19:32	msh
Manganese, total (3050)	M6010B ICP	399		*	mg/Kg	0.5	3	08/27/08 4:31	ear/aeh
Mercury, total	M7471A CVAA		U		mg/Kg	0.04	0.2	08/16/08 18:41	jws
Molybdenum, total (3050)	M6010B ICP	3	B	*	mg/Kg	1	5	08/27/08 4:31	ear/aeh
Nickel, total (3050)	M6010B ICP	7			mg/Kg	1	5	08/27/08 4:31	ear/aeh
Selenium, total (3050)	M6020 ICP-MS	0.07	B	*	mg/Kg	0.05	0.3	08/29/08 2:23	msh
Thallium, total (3050)	M6020 ICP-MS	0.29	B	*	mg/Kg	0.05	0.3	08/29/08 2:23	msh
Uranium, total (3050)	M6020 ICP-MS	3.70		*	mg/Kg	0.05	0.3	08/29/08 2:23	msh
Zinc, total (3050)	M6010B ICP	57		*	mg/Kg	1	5	08/27/08 4:31	ear/aeh

Soil Analysis

Parameter	EPA Method	Result	Qual	XQ	Units	MDL	PQL	Date	Analyst
Solids, Percent	CLPSOW390, PART F, D-98	97.1		*	%	0.1	0.5	08/12/08 21:42	mjc

Soil Preparation

Parameter	EPA Method	Result	Qual	XQ	Units	MDL	PQL	Date	Analyst
Air Dry at 34 Degrees C	USDA No. 1, 1972			*				08/12/08 18:57	mjc
Digestion - Hot Plate	M3050B ICP-MS							08/22/08 2:08	brd
Sieve-2000 um (2.0mm)	ASA No.9, 15-4.2.2			*				08/20/08 23:57	brd

Arizona license number: AZ0102

EQ 9/17/08

** Please refer to Qualifier Reports for details.*

ACZ Laboratories, Inc.
2773 Downhill Drive Steamboat Springs, CO 80487 (800) 334-5493

Inorganic Analytical Results

FMI Gold & Copper - Sierrita
Project ID: OJ07R9
Sample ID: RA-JS-04-0-1

ACZ Sample ID: ***L71041-03***
Date Sampled: *08/07/08 08:40*
Date Received: *08/08/08*
Sample Matrix: *Soil*

Metals Analysis

Parameter	EPA Method	Result	Qual	XQ	Units	MDL	PQL	Date	Analyst
Antimony, total (3050)	M6020 ICP-MS		U	*	mg/Kg	0.2	1	08/29/08 2:55	msh
Arsenic, total (3050)	M6020 ICP-MS	1.4		*	mg/Kg	0.3	0.5	08/29/08 2:55	msh
Barium, total (3050)	M6010B ICP	121			mg/Kg	0.3	2	08/27/08 4:35	ear/aeh
Beryllium, total (3050)	M6010B ICP		U		mg/Kg	0.2	1	08/27/08 4:35	ear/aeh
Cadmium, total (3050)	M6010B ICP		U		mg/Kg	0.5	2	08/27/08 4:35	ear/aeh
Chromium, total (3050)	M6010B ICP	4	B	*	mg/Kg	1	5	08/27/08 4:35	ear/aeh
Cobalt, total (3050)	M6010B ICP	6		*	mg/Kg	1	5	08/27/08 4:35	ear/aeh
Copper, total (3050)	M6010B ICP	201		*	mg/Kg	1	5	08/27/08 4:35	ear/aeh
Lead, total (3050)	M6020 ICP-MS	10.80		*	mg/Kg	0.05	0.3	08/29/08 2:55	msh
Manganese, total (3050)	M6010B ICP	232		*	mg/Kg	0.5	3	08/27/08 4:35	ear/aeh
Mercury, total	M7471A CVAA		U		mg/Kg	0.04	0.2	08/16/08 18:43	jws
Molybdenum, total (3050)	M6010B ICP	13		*	mg/Kg	1	5	08/27/08 4:35	ear/aeh
Nickel, total (3050)	M6010B ICP	5	B		mg/Kg	1	5	08/27/08 4:35	ear/aeh
Selenium, total (3050)	M6020 ICP-MS	0.09	B	*	mg/Kg	0.05	0.3	08/29/08 2:55	msh
Thallium, total (3050)	M6020 ICP-MS	0.34		*	mg/Kg	0.05	0.3	08/29/08 2:55	msh
Uranium, total (3050)	M6020 ICP-MS	2.75		*	mg/Kg	0.05	0.3	08/29/08 2:55	msh
Zinc, total (3050)	M6010B ICP	60		*	mg/Kg	1	5	08/27/08 4:35	ear/aeh

Soil Analysis

Parameter	EPA Method	Result	Qual	XQ	Units	MDL	PQL	Date	Analyst
Solids, Percent	CLPSOW390, PART F, D-98	96.0		*	%	0.1	0.5	08/12/08 22:41	mjc

Soil Preparation

Parameter	EPA Method	Result	Qual	XQ	Units	MDL	PQL	Date	Analyst
Air Dry at 34 Degrees C	USDA No. 1, 1972			*				08/12/08 19:03	mjc
Digestion - Hot Plate	M3050B ICP-MS							08/22/08 4:42	brd
Sieve-2000 um (2.0mm)	ASA No.9, 15-4.2.2			*				08/21/08 0:55	brd

Arizona license number: AZ0102

EQ 9/17/08

** Please refer to Qualifier Reports for details.*

ACZ Laboratories, Inc.
2773 Downhill Drive Steamboat Springs, CO 80487 (800) 334-5493

Inorganic Analytical Results

FMI Gold & Copper - Sierrita
Project ID: OJ07R9
Sample ID: RA-JS-04-1-2.5

ACZ Sample ID: ***L71041-04***
Date Sampled: *08/07/08 08:40*
Date Received: *08/08/08*
Sample Matrix: *Soil*

Metals Analysis

Parameter	EPA Method	Result	Qual	XQ	Units	MDL	PQL	Date	Analyst
Antimony, total (3050)	M6020 ICP-MS		U	*	mg/Kg	0.2	1	08/29/08 3:01	msh
Arsenic, total (3050)	M6020 ICP-MS	1.0		*	mg/Kg	0.3	0.5	08/29/08 3:01	msh
Barium, total (3050)	M6010B ICP	98.9			mg/Kg	0.3	2	08/27/08 4:38	ear/aeh
Beryllium, total (3050)	M6010B ICP		U		mg/Kg	0.2	1	08/27/08 4:38	ear/aeh
Cadmium, total (3050)	M6010B ICP		U		mg/Kg	0.5	2	08/27/08 4:38	ear/aeh
Chromium, total (3050)	M6010B ICP	3	B	*	mg/Kg	1	5	08/27/08 4:38	ear/aeh
Cobalt, total (3050)	M6010B ICP	5		*	mg/Kg	1	5	08/27/08 4:38	ear/aeh
Copper, total (3050)	M6010B ICP	136		*	mg/Kg	1	5	08/27/08 4:38	ear/aeh
Lead, total (3050)	M6020 ICP-MS	3.00			mg/Kg	0.05	0.3	09/02/08 19:40	msh
Manganese, total (3050)	M6010B ICP	220		*	mg/Kg	0.5	3	08/27/08 4:38	ear/aeh
Mercury, total	M7471A CVAA		U		mg/Kg	0.04	0.2	08/16/08 18:45	jws
Molybdenum, total (3050)	M6010B ICP		U	*	mg/Kg	1	5	08/27/08 4:38	ear/aeh
Nickel, total (3050)	M6010B ICP	4	B		mg/Kg	1	5	08/27/08 4:38	ear/aeh
Selenium, total (3050)	M6020 ICP-MS	0.06	B	*	mg/Kg	0.05	0.3	08/29/08 3:01	msh
Thallium, total (3050)	M6020 ICP-MS	0.22	B	*	mg/Kg	0.05	0.3	08/29/08 3:01	msh
Uranium, total (3050)	M6020 ICP-MS	3.40		*	mg/Kg	0.05	0.3	08/29/08 3:01	msh
Zinc, total (3050)	M6010B ICP	51		*	mg/Kg	1	5	08/27/08 4:38	ear/aeh

Soil Analysis

Parameter	EPA Method	Result	Qual	XQ	Units	MDL	PQL	Date	Analyst
Solids, Percent	CLPSOW390, PART F, D-98	96.5		*	%	0.1	0.5	08/12/08 23:40	mjc

Soil Preparation

Parameter	EPA Method	Result	Qual	XQ	Units	MDL	PQL	Date	Analyst
Air Dry at 34 Degrees C	USDA No. 1, 1972			*				08/12/08 19:09	mjc
Digestion - Hot Plate	M3050B ICP-MS							08/22/08 5:34	brd
Sieve-2000 um (2.0mm)	ASA No.9, 15-4.2.2			*				08/21/08 1:53	brd

Arizona license number: AZ0102

EQ 9/17/08

** Please refer to Qualifier Reports for details.*

ACZ Laboratories, Inc.
2773 Downhill Drive Steamboat Springs, CO 80487 (800) 334-5493

Inorganic Analytical Results

FMI Gold & Copper - Sierrita
Project ID: OJ07R9
Sample ID: RA-JS-03-0-1

ACZ Sample ID: ***L71041-05***
Date Sampled: *08/07/08 09:17*
Date Received: *08/08/08*
Sample Matrix: *Soil*

Metals Analysis

Parameter	EPA Method	Result	Qual	XQ	Units	MDL	PQL	Date	Analyst
Antimony, total (3050)	M6020 ICP-MS		U	*	mg/Kg	0.2	1	08/29/08 3:07	msh
Arsenic, total (3050)	M6020 ICP-MS	1.7		*	mg/Kg	0.3	0.5	08/29/08 3:07	msh
Barium, total (3050)	M6010B ICP	163			mg/Kg	0.3	2	08/27/08 4:42	ear/aeh
Beryllium, total (3050)	M6010B ICP	0.3	B		mg/Kg	0.2	1	08/27/08 4:42	ear/aeh
Cadmium, total (3050)	M6010B ICP		U		mg/Kg	0.5	2	08/27/08 4:42	ear/aeh
Chromium, total (3050)	M6010B ICP	5		*	mg/Kg	1	5	08/27/08 4:42	ear/aeh
Cobalt, total (3050)	M6010B ICP	7		*	mg/Kg	1	5	08/27/08 4:42	ear/aeh
Copper, total (3050)	M6010B ICP	113		*	mg/Kg	1	5	08/27/08 4:42	ear/aeh
Lead, total (3050)	M6020 ICP-MS	4.99		*	mg/Kg	0.05	0.3	08/29/08 3:07	msh
Manganese, total (3050)	M6010B ICP	239		*	mg/Kg	0.5	3	08/27/08 4:42	ear/aeh
Mercury, total	M7471A CVAA		U		mg/Kg	0.04	0.2	08/16/08 18:48	jws
Molybdenum, total (3050)	M6010B ICP	26		*	mg/Kg	1	5	08/27/08 4:42	ear/aeh
Nickel, total (3050)	M6010B ICP	6			mg/Kg	1	5	08/27/08 4:42	ear/aeh
Selenium, total (3050)	M6020 ICP-MS	0.13	B	*	mg/Kg	0.05	0.3	08/29/08 3:07	msh
Thallium, total (3050)	M6020 ICP-MS	0.32		*	mg/Kg	0.05	0.3	08/29/08 3:07	msh
Uranium, total (3050)	M6020 ICP-MS	3.70		*	mg/Kg	0.05	0.3	08/29/08 3:07	msh
Zinc, total (3050)	M6010B ICP	75		*	mg/Kg	1	5	08/27/08 4:42	ear/aeh

Soil Analysis

Parameter	EPA Method	Result	Qual	XQ	Units	MDL	PQL	Date	Analyst
Solids, Percent	CLPSOW390, PART F, D-98	86.6		*	%	0.1	0.5	08/13/08 0:39	mjc

Soil Preparation

Parameter	EPA Method	Result	Qual	XQ	Units	MDL	PQL	Date	Analyst
Air Dry at 34 Degrees C	USDA No. 1, 1972			*				08/12/08 19:15	mjc
Digestion - Hot Plate	M3050B ICP-MS							08/22/08 6:25	brd
Sieve-2000 um (2.0mm)	ASA No.9, 15-4.2.2			*				08/21/08 2:51	brd

Arizona license number: AZ0102

ER 9/17/08

** Please refer to Qualifier Reports for details.*

ACZ Laboratories, Inc.
2773 Downhill Drive Steamboat Springs, CO 80487 (800) 334-5493

Inorganic Analytical Results

FMI Gold & Copper - Sierrita
Project ID: OJ07R9
Sample ID: RA-JS-03-1-3

ACZ Sample ID: ***L71041-06***
Date Sampled: *08/07/08 09:17*
Date Received: *08/08/08*
Sample Matrix: *Soil*

Metals Analysis

Parameter	EPA Method	Result	Qual	XQ	Units	MDL	PQL	Date	Analyst
Antimony, total (3050)	M6020 ICP-MS		U	*	mg/Kg	0.2	1	08/29/08 3:14	msh
Arsenic, total (3050)	M6020 ICP-MS	1.1		*	mg/Kg	0.3	0.5	08/29/08 3:14	msh
Barium, total (3050)	M6010B ICP	127			mg/Kg	0.3	2	08/27/08 4:46	ear/aeh
Beryllium, total (3050)	M6010B ICP		U		mg/Kg	0.2	1	08/27/08 4:46	ear/aeh
Cadmium, total (3050)	M6010B ICP		U		mg/Kg	0.5	2	08/27/08 4:46	ear/aeh
Chromium, total (3050)	M6010B ICP	4	B	*	mg/Kg	1	5	08/27/08 4:46	ear/aeh
Cobalt, total (3050)	M6010B ICP	6		*	mg/Kg	1	5	08/27/08 4:46	ear/aeh
Copper, total (3050)	M6010B ICP	62		*	mg/Kg	1	5	08/27/08 4:46	ear/aeh
Lead, total (3050)	M6020 ICP-MS	2.81			mg/Kg	0.05	0.3	09/02/08 19:41	msh
Manganese, total (3050)	M6010B ICP	228		*	mg/Kg	0.5	3	08/27/08 4:46	ear/aeh
Mercury, total	M7471A CVAA		U		mg/Kg	0.04	0.2	08/16/08 19:23	jws
Molybdenum, total (3050)	M6010B ICP	12		*	mg/Kg	1	5	08/27/08 4:46	ear/aeh
Nickel, total (3050)	M6010B ICP	6			mg/Kg	1	5	08/27/08 4:46	ear/aeh
Selenium, total (3050)	M6020 ICP-MS	0.05	B	*	mg/Kg	0.05	0.3	08/29/08 3:14	msh
Thallium, total (3050)	M6020 ICP-MS	0.26	B	*	mg/Kg	0.05	0.3	08/29/08 3:14	msh
Uranium, total (3050)	M6020 ICP-MS	3.33		*	mg/Kg	0.05	0.3	08/29/08 3:14	msh
Zinc, total (3050)	M6010B ICP	63		*	mg/Kg	1	5	08/27/08 4:46	ear/aeh

Soil Analysis

Parameter	EPA Method	Result	Qual	XQ	Units	MDL	PQL	Date	Analyst
Solids, Percent	CLPSOW390, PART F, D-98	90.4		*	%	0.1	0.5	08/13/08 1:38	mjc

Soil Preparation

Parameter	EPA Method	Result	Qual	XQ	Units	MDL	PQL	Date	Analyst
Air Dry at 34 Degrees C	USDA No. 1, 1972			*				08/12/08 19:21	mjc
Digestion - Hot Plate	M3050B ICP-MS							08/22/08 7:17	brd
Sieve-2000 um (2.0mm)	ASA No.9, 15-4.2.2			*				08/21/08 3:49	brd

Arizona license number: AZ0102

EQ 9/17/08

** Please refer to Qualifier Reports for details.*

ACZ Laboratories, Inc.
2773 Downhill Drive Steamboat Springs, CO 80487 (800) 334-5493

Inorganic Analytical Results

FMI Gold & Copper - Sierrita
Project ID: OJ07R9
Sample ID: RA-JS-05-0-1

ACZ Sample ID: ***L71041-07***
Date Sampled: *08/07/08 09:46*
Date Received: *08/08/08*
Sample Matrix: *Soil*

Metals Analysis

Parameter	EPA Method	Result	Qual	XQ	Units	MDL	PQL	Date	Analyst
Antimony, total (3050)	M6020 ICP-MS	0.4	B	*	mg/Kg	0.2	1	08/29/08 3:20	msh
Arsenic, total (3050)	M6020 ICP-MS	5.2		*	mg/Kg	0.3	0.5	08/29/08 3:20	msh
Barium, total (3050)	M6010B ICP	52.2			mg/Kg	0.3	2	08/27/08 4:49	ear/aeh
Beryllium, total (3050)	M6010B ICP	0.4	B		mg/Kg	0.2	1	08/27/08 4:49	ear/aeh
Cadmium, total (3050)	M6010B ICP		U		mg/Kg	0.5	2	08/27/08 4:49	ear/aeh
Chromium, total (3050)	M6010B ICP	2	B	*	mg/Kg	1	5	08/27/08 4:49	ear/aeh
Cobalt, total (3050)	M6010B ICP	4	B	*	mg/Kg	1	5	08/27/08 4:49	ear/aeh
Copper, total (3050)	M6010B ICP	380		*	mg/Kg	1	5	08/27/08 4:49	ear/aeh
Lead, total (3050)	M6020 ICP-MS	24.50		*	mg/Kg	0.05	0.3	08/29/08 3:20	msh
Manganese, total (3050)	M6010B ICP	169		*	mg/Kg	0.5	3	08/27/08 4:49	ear/aeh
Mercury, total	M7471A CVAA		U		mg/Kg	0.04	0.2	08/16/08 19:30	jws
Molybdenum, total (3050)	M6010B ICP	157		*	mg/Kg	1	5	08/27/08 4:49	ear/aeh
Nickel, total (3050)	M6010B ICP	3	B		mg/Kg	1	5	08/27/08 4:49	ear/aeh
Selenium, total (3050)	M6020 ICP-MS	0.33		*	mg/Kg	0.05	0.3	08/29/08 3:20	msh
Thallium, total (3050)	M6020 ICP-MS	0.14	B	*	mg/Kg	0.05	0.3	08/29/08 3:20	msh
Uranium, total (3050)	M6020 ICP-MS	6.88		*	mg/Kg	0.05	0.3	08/29/08 3:20	msh
Zinc, total (3050)	M6010B ICP	82		*	mg/Kg	1	5	08/27/08 4:49	ear/aeh

Soil Analysis

Parameter	EPA Method	Result	Qual	XQ	Units	MDL	PQL	Date	Analyst
Solids, Percent	CLPSOW390, PART F, D-98	88.2		*	%	0.1	0.5	08/13/08 2:37	mjc

Soil Preparation

Parameter	EPA Method	Result	Qual	XQ	Units	MDL	PQL	Date	Analyst
Air Dry at 34 Degrees C	USDA No. 1, 1972			*				08/12/08 19:27	mjc
Digestion - Hot Plate	M3050B ICP-MS							08/22/08 8:08	brd
Sieve-2000 um (2.0mm)	ASA No.9, 15-4.2.2			*				08/21/08 4:47	brd

Arizona license number: AZ0102

EC 9/17/08

** Please refer to Qualifier Reports for details.*

ACZ Laboratories, Inc.
2773 Downhill Drive Steamboat Springs, CO 80487 (800) 334-5493

Inorganic Analytical Results

FMI Gold & Copper - Sierrita
Project ID: OJ07R9
Sample ID: RA-JS-05-1-3

ACZ Sample ID: ***L71041-08***
Date Sampled: *08/07/08 09:46*
Date Received: *08/08/08*
Sample Matrix: *Soil*

Metals Analysis

Parameter	EPA Method	Result	Qual	XQ	Units	MDL	PQL	Date	Analyst
Antimony, total (3050)	M6020 ICP-MS	0.6	B	*	mg/Kg	0.2	1	08/29/08 3:26	msh
Arsenic, total (3050)	M6020 ICP-MS	3.1		*	mg/Kg	0.3	0.5	08/29/08 3:26	msh
Barium, total (3050)	M6010B ICP	53.5			mg/Kg	0.3	2	08/27/08 4:53	ear/aeh
Beryllium, total (3050)	M6010B ICP		U		mg/Kg	0.2	1	08/27/08 4:53	ear/aeh
Cadmium, total (3050)	M6010B ICP		U		mg/Kg	0.5	2	08/27/08 4:53	ear/aeh
Chromium, total (3050)	M6010B ICP	2	B	*	mg/Kg	1	5	08/27/08 4:53	ear/aeh
Cobalt, total (3050)	M6010B ICP	5	B	*	mg/Kg	1	5	08/27/08 4:53	ear/aeh
Copper, total (3050)	M6010B ICP	284		*	mg/Kg	1	5	08/27/08 4:53	ear/aeh
Lead, total (3050)	M6020 ICP-MS	8.63		*	mg/Kg	0.05	0.3	08/29/08 3:26	msh
Manganese, total (3050)	M6010B ICP	210		*	mg/Kg	0.5	3	08/27/08 4:53	ear/aeh
Mercury, total	M7471A CVAA		U		mg/Kg	0.04	0.2	08/16/08 19:32	jws
Molybdenum, total (3050)	M6010B ICP	25		*	mg/Kg	1	5	08/27/08 4:53	ear/aeh
Nickel, total (3050)	M6010B ICP	3	B		mg/Kg	1	5	08/27/08 4:53	ear/aeh
Selenium, total (3050)	M6020 ICP-MS	0.15	B	*	mg/Kg	0.05	0.3	08/29/08 3:26	msh
Thallium, total (3050)	M6020 ICP-MS	0.15	B	*	mg/Kg	0.05	0.3	08/29/08 3:26	msh
Uranium, total (3050)	M6020 ICP-MS	8.31		*	mg/Kg	0.05	0.3	08/29/08 3:26	msh
Zinc, total (3050)	M6010B ICP	87		*	mg/Kg	1	5	08/27/08 4:53	ear/aeh

Soil Analysis

Parameter	EPA Method	Result	Qual	XQ	Units	MDL	PQL	Date	Analyst
Solids, Percent	CLPSOW390, PART F, D-98	92.2		*	%	0.1	0.5	08/13/08 3:36	mjc

Soil Preparation

Parameter	EPA Method	Result	Qual	XQ	Units	MDL	PQL	Date	Analyst
Air Dry at 34 Degrees C	USDA No. 1, 1972			*				08/12/08 19:33	mjc
Digestion - Hot Plate	M3050B ICP-MS							08/22/08 9:00	brd
Sieve-2000 um (2.0mm)	ASA No.9, 15-4.2.2			*				08/21/08 5:44	brd

Arizona license number: AZ0102

EC 9/17/08

** Please refer to Qualifier Reports for details.*

ACZ Laboratories, Inc.

2773 Downhill Drive Steamboat Springs, CO 80487 (800) 334-5493

Inorganic Analytical Results

FMI Gold & Copper - Sierrita
Project ID: OJ07R9
Sample ID: EM-P24-0-1

ACZ Sample ID: ***L71041-09***
Date Sampled: *08/07/08 10:30*
Date Received: *08/08/08*
Sample Matrix: *Soil*

Metals Analysis

Parameter	EPA Method	Result	Qual	XQ	Units	MDL	PQL	Date	Analyst
Antimony, total (3050)	M6020 ICP-MS		U	*	mg/Kg	0.2	1	08/29/08 3:33	msh
Arsenic, total (3050)	M6020 ICP-MS	2.3		*	mg/Kg	0.3	0.5	08/29/08 3:33	msh
Barium, total (3050)	M6010B ICP	104			mg/Kg	0.3	2	08/27/08 4:57	ear/aeh
Beryllium, total (3050)	M6010B ICP	0.7	B		mg/Kg	0.2	1	08/27/08 4:57	ear/aeh
Cadmium, total (3050)	M6010B ICP		U		mg/Kg	0.5	2	08/27/08 4:57	ear/aeh
Chromium, total (3050)	M6010B ICP	5		*	mg/Kg	1	5	08/27/08 4:57	ear/aeh
Cobalt, total (3050)	M6010B ICP	10		*	mg/Kg	1	5	08/27/08 4:57	ear/aeh
Copper, total (3050)	M6010B ICP	719		*	mg/Kg	1	5	08/27/08 4:57	ear/aeh
Lead, total (3050)	M6020 ICP-MS	15.00		*	mg/Kg	0.05	0.3	08/29/08 3:33	msh
Manganese, total (3050)	M6010B ICP	379		*	mg/Kg	0.5	3	08/27/08 4:57	ear/aeh
Mercury, total	M7471A CVAA		U		mg/Kg	0.04	0.2	08/16/08 19:34	jws
Molybdenum, total (3050)	M6010B ICP	60		*	mg/Kg	1	5	08/27/08 4:57	ear/aeh
Nickel, total (3050)	M6010B ICP	7			mg/Kg	1	5	08/27/08 4:57	ear/aeh
Selenium, total (3050)	M6020 ICP-MS	0.36		*	mg/Kg	0.05	0.3	08/29/08 3:33	msh
Thallium, total (3050)	M6020 ICP-MS	0.24	B	*	mg/Kg	0.05	0.3	08/29/08 3:33	msh
Uranium, total (3050)	M6020 ICP-MS	4.54		*	mg/Kg	0.05	0.3	08/29/08 3:33	msh
Zinc, total (3050)	M6010B ICP	82		*	mg/Kg	1	5	08/27/08 4:57	ear/aeh

Soil Analysis

Parameter	EPA Method	Result	Qual	XQ	Units	MDL	PQL	Date	Analyst
Solids, Percent	CLPSOW390, PART F, D-98	98.1		*	%	0.1	0.5	08/13/08 4:35	mjc

Soil Preparation

Parameter	EPA Method	Result	Qual	XQ	Units	MDL	PQL	Date	Analyst
Air Dry at 34 Degrees C	USDA No. 1, 1972			*				08/12/08 19:39	mjc
Digestion - Hot Plate	M3050B ICP-MS							08/22/08 9:51	brd
Sieve-2000 um (2.0mm)	ASA No.9, 15-4.2.2			*				08/21/08 6:42	brd

Arizona license number: AZ0102

EQ 9/17/08

** Please refer to Qualifier Reports for details.*

ACZ Laboratories, Inc.

2773 Downhill Drive Steamboat Springs, CO 80487 (800) 334-5493

Inorganic Analytical Results

FMI Gold & Copper - Sierrita
Project ID: OJ07R9
Sample ID: EM-P24-1-3

ACZ Sample ID: ***L71041-10***
Date Sampled: *08/07/08 10:30*
Date Received: *08/08/08*
Sample Matrix: *Soil*

Metals Analysis

Parameter	EPA Method	Result	Qual	XQ	Units	MDL	PQL	Date	Analyst
Antimony, total (3050)	M6020 ICP-MS		U	*	mg/Kg	0.2	1	08/29/08 3:39	msh
Arsenic, total (3050)	M6020 ICP-MS	2.6		*	mg/Kg	0.3	0.5	08/29/08 3:39	msh
Barium, total (3050)	M6010B ICP	79.9			mg/Kg	0.3	2	08/27/08 5:00	ear/aeh
Beryllium, total (3050)	M6010B ICP	0.5	B		mg/Kg	0.2	1	08/27/08 5:00	ear/aeh
Cadmium, total (3050)	M6010B ICP		U		mg/Kg	0.5	2	08/27/08 5:00	ear/aeh
Chromium, total (3050)	M6010B ICP	6		*	mg/Kg	1	5	08/27/08 5:00	ear/aeh
Cobalt, total (3050)	M6010B ICP	5	B	*	mg/Kg	1	5	08/27/08 5:00	ear/aeh
Copper, total (3050)	M6010B ICP	483		*	mg/Kg	1	5	08/27/08 5:00	ear/aeh
Lead, total (3050)	M6020 ICP-MS	14.60		*	mg/Kg	0.05	0.3	08/29/08 3:39	msh
Manganese, total (3050)	M6010B ICP	146		*	mg/Kg	0.5	3	08/27/08 5:00	ear/aeh
Mercury, total	M7471A CVAA		U		mg/Kg	0.04	0.2	08/16/08 19:37	jws
Molybdenum, total (3050)	M6010B ICP	260		*	mg/Kg	1	5	08/27/08 5:00	ear/aeh
Nickel, total (3050)	M6010B ICP	4	B		mg/Kg	1	5	08/27/08 5:00	ear/aeh
Selenium, total (3050)	M6020 ICP-MS	0.48		*	mg/Kg	0.05	0.3	08/29/08 3:39	msh
Thallium, total (3050)	M6020 ICP-MS	0.17	B	*	mg/Kg	0.05	0.3	08/29/08 3:39	msh
Uranium, total (3050)	M6020 ICP-MS	5.44		*	mg/Kg	0.05	0.3	08/29/08 3:39	msh
Zinc, total (3050)	M6010B ICP	64		*	mg/Kg	1	5	08/27/08 5:00	ear/aeh

Soil Analysis

Parameter	EPA Method	Result	Qual	XQ	Units	MDL	PQL	Date	Analyst
Solids, Percent	CLPSOW390, PART F, D-98	93.5		*	%	0.1	0.5	08/13/08 5:34	mjc

Soil Preparation

Parameter	EPA Method	Result	Qual	XQ	Units	MDL	PQL	Date	Analyst
Air Dry at 34 Degrees C	USDA No. 1, 1972			*				08/12/08 19:45	mjc
Digestion - Hot Plate	M3050B ICP-MS							08/22/08 10:42	brd
Sieve-2000 um (2.0mm)	ASA No.9, 15-4.2.2			*				08/21/08 7:40	brd

Arizona license number: AZ0102

EE 9/17/08

** Please refer to Qualifier Reports for details.*

ACZ Laboratories, Inc.
2773 Downhill Drive Steamboat Springs, CO 80487 (800) 334-5493

Inorganic Analytical Results

FMI Gold & Copper - Sierrita
Project ID: OJ07R9
Sample ID: EM-P24-10-11

ACZ Sample ID: ***L71041-11***
Date Sampled: *08/07/08 10:56*
Date Received: *08/08/08*
Sample Matrix: *Soil*

Metals Analysis

Parameter	EPA Method	Result	Qual	XQ	Units	MDL	PQL	Date	Analyst
Antimony, total (3050)	M6020 ICP-MS		U	*	mg/Kg	0.2	1	08/29/08 3:45	msh
Arsenic, total (3050)	M6020 ICP-MS	2.1		*	mg/Kg	0.3	0.5	08/29/08 3:45	msh
Barium, total (3050)	M6010B ICP	132			mg/Kg	0.3	2	08/27/08 5:04	ear/aeh
Beryllium, total (3050)	M6010B ICP	0.9	B		mg/Kg	0.2	1	08/27/08 5:04	ear/aeh
Cadmium, total (3050)	M6010B ICP		U		mg/Kg	0.5	2	08/27/08 5:04	ear/aeh
Chromium, total (3050)	M6010B ICP	3	B	*	mg/Kg	1	5	08/27/08 5:04	ear/aeh
Cobalt, total (3050)	M6010B ICP	8		*	mg/Kg	1	5	08/27/08 5:04	ear/aeh
Copper, total (3050)	M6010B ICP	348		*	mg/Kg	1	5	08/27/08 5:04	ear/aeh
Lead, total (3050)	M6020 ICP-MS	104		*	mg/Kg	0.05	0.3	08/29/08 3:45	msh
Manganese, total (3050)	M6010B ICP	293		*	mg/Kg	0.5	3	08/27/08 5:04	ear/aeh
Mercury, total	M7471A CVAA		U		mg/Kg	0.04	0.2	08/16/08 19:44	jws
Molybdenum, total (3050)	M6010B ICP	9		*	mg/Kg	1	5	08/27/08 5:04	ear/aeh
Nickel, total (3050)	M6010B ICP	8			mg/Kg	1	5	08/27/08 5:04	ear/aeh
Selenium, total (3050)	M6020 ICP-MS	0.14	B	*	mg/Kg	0.05	0.3	08/29/08 3:45	msh
Thallium, total (3050)	M6020 ICP-MS	0.28	B	*	mg/Kg	0.05	0.3	08/29/08 3:45	msh
Uranium, total (3050)	M6020 ICP-MS	6.46		*	mg/Kg	0.05	0.3	08/29/08 3:45	msh
Zinc, total (3050)	M6010B ICP	550		*	mg/Kg	1	5	08/27/08 5:04	ear/aeh

Soil Analysis

Parameter	EPA Method	Result	Qual	XQ	Units	MDL	PQL	Date	Analyst
Solids, Percent	CLPSOW390, PART F, D-98	89.1		*	%	0.1	0.5	08/13/08 6:33	mjc

Soil Preparation

Parameter	EPA Method	Result	Qual	XQ	Units	MDL	PQL	Date	Analyst
Air Dry at 34 Degrees C	USDA No. 1, 1972			*				08/12/08 19:51	mjc
Digestion - Hot Plate	M3050B ICP-MS							08/22/08 11:34	brd
Sieve-2000 um (2.0mm)	ASA No.9, 15-4.2.2			*				08/21/08 8:38	brd

Arizona license number: AZ0102

EQ 9/17/08

** Please refer to Qualifier Reports for details.*

ACZ Laboratories, Inc.

2773 Downhill Drive Steamboat Springs, CO 80487 (800) 334-5493

Inorganic Analytical Results

FMI Gold & Copper - Sierrita
Project ID: OJ07R9
Sample ID: RA-JS-01-0-1

ACZ Sample ID: ***L71041-12***
Date Sampled: *08/07/08 12:39*
Date Received: *08/08/08*
Sample Matrix: *Soil*

Metals Analysis

Parameter	EPA Method	Result	Qual	XQ	Units	MDL	PQL	Date	Analyst
Antimony, total (3050)	M6020 ICP-MS	0.6	B	*	mg/Kg	0.2	1	08/29/08 3:52	msh
Arsenic, total (3050)	M6020 ICP-MS	9.7		*	mg/Kg	0.3	0.5	08/29/08 3:52	msh
Barium, total (3050)	M6010B ICP	67.3			mg/Kg	0.3	2	08/27/08 5:15	ear/aeh
Beryllium, total (3050)	M6010B ICP	0.9	B		mg/Kg	0.2	1	08/27/08 5:15	ear/aeh
Cadmium, total (3050)	M6010B ICP		U		mg/Kg	0.5	2	08/27/08 5:15	ear/aeh
Chromium, total (3050)	M6010B ICP	5	B	*	mg/Kg	1	5	08/27/08 5:15	ear/aeh
Cobalt, total (3050)	M6010B ICP	7		*	mg/Kg	1	5	08/27/08 5:15	ear/aeh
Copper, total (3050)	M6010B ICP	3550		*	mg/Kg	1	5	08/27/08 5:15	ear/aeh
Lead, total (3050)	M6020 ICP-MS	64.70		*	mg/Kg	0.05	0.3	08/29/08 3:52	msh
Manganese, total (3050)	M6010B ICP	401		*	mg/Kg	0.5	3	08/27/08 5:15	ear/aeh
Mercury, total	M7471A CVAA	0.07	B		mg/Kg	0.05	0.2	08/16/08 19:46	jws
Molybdenum, total (3050)	M6010B ICP	955		*	mg/Kg	1	5	08/27/08 5:15	ear/aeh
Nickel, total (3050)	M6010B ICP	4	B		mg/Kg	1	5	08/27/08 5:15	ear/aeh
Selenium, total (3050)	M6020 ICP-MS	1.90		*	mg/Kg	0.05	0.3	08/29/08 3:52	msh
Thallium, total (3050)	M6020 ICP-MS	0.22	B	*	mg/Kg	0.05	0.3	08/29/08 3:52	msh
Uranium, total (3050)	M6020 ICP-MS	4.42		*	mg/Kg	0.05	0.3	08/29/08 3:52	msh
Zinc, total (3050)	M6010B ICP	133		*	mg/Kg	1	5	08/27/08 5:15	ear/aeh

Soil Analysis

Parameter	EPA Method	Result	Qual	XQ	Units	MDL	PQL	Date	Analyst
Solids, Percent	CLPSOW390, PART F, D-98	83.1		*	%	0.1	0.5	08/13/08 7:32	mjc

Soil Preparation

Parameter	EPA Method	Result	Qual	XQ	Units	MDL	PQL	Date	Analyst
Air Dry at 34 Degrees C	USDA No. 1, 1972			*				08/12/08 19:57	mjc
Digestion - Hot Plate	M3050B ICP-MS							08/22/08 12:25	brd
Sieve-2000 um (2.0mm)	ASA No.9, 15-4.2.2			*				08/21/08 9:36	brd

Arizona license number: AZ0102

EQ 9/17/08

** Please refer to Qualifier Reports for details.*

ACZ Laboratories, Inc.
2773 Downhill Drive Steamboat Springs, CO 80487 (800) 334-5493

Inorganic Analytical Results

FMI Gold & Copper - Sierrita
Project ID: OJ07R9
Sample ID: RA-JS-01-1-3

ACZ Sample ID: ***L71041-13***
Date Sampled: *08/07/08 12:39*
Date Received: *08/08/08*
Sample Matrix: *Soil*

Metals Analysis

Parameter	EPA Method	Result	Qual	XQ	Units	MDL	PQL	Date	Analyst
Antimony, total (3050)	M6020 ICP-MS	0.8	B	*	mg/Kg	0.2	1	08/29/08 4:11	msh
Arsenic, total (3050)	M6020 ICP-MS	16.8		*	mg/Kg	0.3	0.5	08/29/08 4:11	msh
Barium, total (3050)	M6010B ICP	99.1			mg/Kg	0.3	2	08/27/08 5:19	ear/aeh
Beryllium, total (3050)	M6010B ICP	2.1			mg/Kg	0.2	1	08/27/08 5:19	ear/aeh
Cadmium, total (3050)	M6010B ICP		U		mg/Kg	0.5	2	08/27/08 5:19	ear/aeh
Chromium, total (3050)	M6010B ICP	8		*	mg/Kg	1	5	08/27/08 5:19	ear/aeh
Cobalt, total (3050)	M6010B ICP	13		*	mg/Kg	1	5	08/27/08 5:19	ear/aeh
Copper, total (3050)	M6010B ICP	4020		*	mg/Kg	1	5	08/27/08 5:19	ear/aeh
Lead, total (3050)	M6020 ICP-MS	120		*	mg/Kg	0.05	0.3	08/29/08 4:11	msh
Manganese, total (3050)	M6010B ICP	566		*	mg/Kg	0.5	3	08/27/08 5:19	ear/aeh
Mercury, total	M7471A CVAA	0.08	B		mg/Kg	0.05	0.2	08/16/08 19:48	jws
Molybdenum, total (3050)	M6010B ICP	767		*	mg/Kg	1	5	08/27/08 5:19	ear/aeh
Nickel, total (3050)	M6010B ICP	7			mg/Kg	1	5	08/27/08 5:19	ear/aeh
Selenium, total (3050)	M6020 ICP-MS	2.17		*	mg/Kg	0.05	0.3	08/29/08 4:11	msh
Thallium, total (3050)	M6020 ICP-MS	0.28	B	*	mg/Kg	0.05	0.3	08/29/08 4:11	msh
Uranium, total (3050)	M6020 ICP-MS	13.40		*	mg/Kg	0.05	0.3	08/29/08 4:11	msh
Zinc, total (3050)	M6010B ICP	173		*	mg/Kg	1	5	08/27/08 5:19	ear/aeh

Soil Analysis

Parameter	EPA Method	Result	Qual	XQ	Units	MDL	PQL	Date	Analyst
Solids, Percent	CLPSOW390, PART F, D-98	76.9		*	%	0.1	0.5	08/13/08 8:31	mjc

Soil Preparation

Parameter	EPA Method	Result	Qual	XQ	Units	MDL	PQL	Date	Analyst
Air Dry at 34 Degrees C	USDA No. 1, 1972			*				08/12/08 20:03	mjc
Digestion - Hot Plate	M3050B ICP-MS							08/22/08 13:17	brd
Sieve-2000 um (2.0mm)	ASA No.9, 15-4.2.2			*				08/21/08 10:34	brd

Arizona license number: AZ0102

EE 9/17/08

** Please refer to Qualifier Reports for details.*

ACZ Laboratories, Inc.

2773 Downhill Drive Steamboat Springs, CO 80487 (800) 334-5493

Inorganic Analytical Results

FMI Gold & Copper - Sierrita
Project ID: OJ07R9
Sample ID: RA-JS-01-5-7

ACZ Sample ID: ***L71041-14***
Date Sampled: *08/07/08 12:42*
Date Received: *08/08/08*
Sample Matrix: *Soil*

Metals Analysis

Parameter	EPA Method	Result	Qual	XQ	Units	MDL	PQL	Date	Analyst
Antimony, total (3050)	M6020 ICP-MS	0.9	B	*	mg/Kg	0.2	1	08/29/08 4:17	msh
Arsenic, total (3050)	M6020 ICP-MS	13.5		*	mg/Kg	0.3	0.5	08/29/08 4:17	msh
Barium, total (3050)	M6010B ICP	83.7			mg/Kg	0.3	2	08/27/08 5:22	ear/aeh
Beryllium, total (3050)	M6010B ICP	0.8	B		mg/Kg	0.2	1	08/27/08 5:22	ear/aeh
Cadmium, total (3050)	M6010B ICP		U		mg/Kg	0.5	2	08/27/08 5:22	ear/aeh
Chromium, total (3050)	M6010B ICP	6		*	mg/Kg	1	5	08/27/08 5:22	ear/aeh
Cobalt, total (3050)	M6010B ICP	16		*	mg/Kg	1	5	08/27/08 5:22	ear/aeh
Copper, total (3050)	M6010B ICP	7520		*	mg/Kg	1	5	08/27/08 5:22	ear/aeh
Lead, total (3050)	M6020 ICP-MS	78.60		*	mg/Kg	0.05	0.3	08/29/08 4:17	msh
Manganese, total (3050)	M6010B ICP	276		*	mg/Kg	0.5	3	08/27/08 5:22	ear/aeh
Mercury, total	M7471A CVAA		U		mg/Kg	0.04	0.2	08/16/08 19:51	jws
Molybdenum, total (3050)	M6010B ICP	525		*	mg/Kg	1	5	08/27/08 5:22	ear/aeh
Nickel, total (3050)	M6010B ICP	7			mg/Kg	1	5	08/27/08 5:22	ear/aeh
Selenium, total (3050)	M6020 ICP-MS	2.43		*	mg/Kg	0.05	0.3	08/29/08 4:17	msh
Thallium, total (3050)	M6020 ICP-MS	0.19	B	*	mg/Kg	0.05	0.3	08/29/08 4:17	msh
Uranium, total (3050)	M6020 ICP-MS	6.59		*	mg/Kg	0.05	0.3	08/29/08 4:17	msh
Zinc, total (3050)	M6010B ICP	125		*	mg/Kg	1	5	08/27/08 5:22	ear/aeh

Soil Analysis

Parameter	EPA Method	Result	Qual	XQ	Units	MDL	PQL	Date	Analyst
Solids, Percent	CLPSOW390, PART F, D-98	90.8		*	%	0.1	0.5	08/13/08 9:31	mjc

Soil Preparation

Parameter	EPA Method	Result	Qual	XQ	Units	MDL	PQL	Date	Analyst
Air Dry at 34 Degrees C	USDA No. 1, 1972			*				08/12/08 20:09	mjc
Digestion - Hot Plate	M3050B ICP-MS							08/22/08 14:08	brd
Sieve-2000 um (2.0mm)	ASA No.9, 15-4.2.2			*				08/21/08 11:32	brd

Arizona license number: AZ0102

ER 9/17/08

** Please refer to Qualifier Reports for details.*

ACZ Laboratories, Inc.

2773 Downhill Drive Steamboat Springs, CO 80487 (800) 334-5493

Inorganic Analytical Results

FMI Gold & Copper - Sierrita
Project ID: OJ07R9
Sample ID: EM-P24-5-7

ACZ Sample ID: ***L71041-15***
Date Sampled: *08/07/08 10:45*
Date Received: *08/08/08*
Sample Matrix: *Soil*

Metals Analysis

Parameter	EPA Method	Result	Qual	XQ	Units	MDL	PQL	Date	Analyst
Antimony, total (3050)	M6020 ICP-MS		U	*	mg/Kg	0.2	1	08/29/08 4:23	msh
Arsenic, total (3050)	M6020 ICP-MS	2.3		*	mg/Kg	0.3	0.5	08/29/08 4:23	msh
Barium, total (3050)	M6010B ICP	86.5			mg/Kg	0.3	2	08/27/08 5:26	ear/aeh
Beryllium, total (3050)	M6010B ICP	0.4	B		mg/Kg	0.2	1	08/27/08 5:26	ear/aeh
Cadmium, total (3050)	M6010B ICP		U		mg/Kg	0.5	2	08/27/08 5:26	ear/aeh
Chromium, total (3050)	M6010B ICP	8		*	mg/Kg	1	5	08/27/08 5:26	ear/aeh
Cobalt, total (3050)	M6010B ICP	6		*	mg/Kg	1	5	08/27/08 5:26	ear/aeh
Copper, total (3050)	M6010B ICP	540		*	mg/Kg	1	5	08/27/08 5:26	ear/aeh
Lead, total (3050)	M6020 ICP-MS	24.60		*	mg/Kg	0.05	0.3	08/29/08 4:23	msh
Manganese, total (3050)	M6010B ICP	230		*	mg/Kg	0.5	3	08/27/08 5:26	ear/aeh
Mercury, total	M7471A CVAA		U		mg/Kg	0.04	0.2	08/16/08 19:54	jws
Molybdenum, total (3050)	M6010B ICP	106		*	mg/Kg	1	5	08/27/08 5:26	ear/aeh
Nickel, total (3050)	M6010B ICP	5	B		mg/Kg	1	5	08/27/08 5:26	ear/aeh
Selenium, total (3050)	M6020 ICP-MS	0.27	B	*	mg/Kg	0.05	0.3	08/29/08 4:23	msh
Thallium, total (3050)	M6020 ICP-MS	0.16	B	*	mg/Kg	0.05	0.3	08/29/08 4:23	msh
Uranium, total (3050)	M6020 ICP-MS	3.97		*	mg/Kg	0.05	0.3	08/29/08 4:23	msh
Zinc, total (3050)	M6010B ICP	89		*	mg/Kg	1	5	08/27/08 5:26	ear/aeh

Soil Analysis

Parameter	EPA Method	Result	Qual	XQ	Units	MDL	PQL	Date	Analyst
Solids, Percent	CLPSOW390, PART F, D-98	95.7		*	%	0.1	0.5	08/13/08 10:30	mjc

Soil Preparation

Parameter	EPA Method	Result	Qual	XQ	Units	MDL	PQL	Date	Analyst
Air Dry at 34 Degrees C	USDA No. 1, 1972			*				08/12/08 20:15	mjc
Digestion - Hot Plate	M3050B ICP-MS							08/22/08 15:00	brd
Sieve-2000 um (2.0mm)	ASA No.9, 15-4.2.2			*				08/21/08 12:29	brd

Arizona license number: AZ0102

EQ 9/17/08

** Please refer to Qualifier Reports for details.*

SIERRITA
DATA REVIEW SUMMARY

Data Package Number: L71083 Sampling Event: August 11th, 2008
Sample-specific Parameter Review? **Yes** Laboratory Performance Parameters? **No**
Data Reviewer: Liz Kraak Date Completed: 09/16/08
Peer Reviewer: Geoff Webb Date Completed: 09/17/08

This report summarizes the verification of analytical data for 3 soil samples. The soil samples were analyzed for total metals by Method 6020, Method 6010, and Method 7471A. ACZ Laboratories, Inc. of Steamboat Springs, Colorado performed the analyses. ACZ operates under laboratory licensure number AZ0102.

The data review was conducted in accordance with the criteria specified in the Draft Addendum – Quality Assurance Project Plan Sierrita Mine Green Valley, Arizona (April 2008). Independent review flags were assigned as required by Appendix E in the QAPP. The table below summarizes the samples and analyses presented in these data packages.

Field ID	Sample Type	Lab ID	Matrix	Analyses
				Total Metals
RA-SD-02-0-1.5/D/MS/	SA	L71083-01	S	X^m
RA-SD-02-1.5-3.0/D/M	SA	L71083-02	S	X^m
RA-SD-01-0-1.5/D/MS/	SA	L71083-03	S	X^m

Matrix: S = Soil QC Type: SA = Sample m = Matrix spike and/or matrix spike duplicate.
Total Metals = Antimony, Arsenic, Lead, Selenium, Thallium, and Uranium (6020); Barium, Beryllium, Cadmium, Chromium, Cobalt, Copper, Manganese, Molybdenum, Nickel, and Zinc (6010); Mercury (7471A)

General Overall Assessment (Flags applied per ADEQ data qualifying process and QAPP guidance):

____ Data are usable without qualification.

_X_ Data are usable with qualification (noted below).

____ Some or all data are unusable for any purpose (detailed below).

Case Narrative Summary: Except as noted below, any of the issues noted in the laboratory case narrative potentially affecting data quality are addressed in the appropriate sections in the table below. Results reported between the MDL and RL were flagged with a B by the laboratory. No additional qualifiers were added during data review for those results reported between the MDL and RL.

Review Parameter	Criteria Met?	Comments
Sample-specific Parameters	Complete with "Yes", "No", or "Not Applicable (N/A)".	For each "No" response, list what was out, associated acceptance limits, all qualified data, and bias direction or reference associated table with pertinent details.
COC & Sample Receipt	Yes	Samples were received intact and the cooler temperatures were 2.3°C upon arrival at the laboratory, which met the criterion of ≤6°C. Data qualification was not required. The percent solid is performed on the soil samples as received and this percent solid is reported on the result form. For the metals analysis, the soil samples are dried prior to sample preparation. Another percent solid is performed on the air dried sample to use as a correction factor for the sample result after analysis. This correction factor is also applied to the MDL and RL, but because the percent solid is performed on the air dried sample this correction factor is small. Therefore, the MDL and RLs are the same from sample to sample. The sample and results are reported on a dry weight basis. Samples were not air dried for the mercury analysis. The mercury samples were prepared as received and dry weight corrected.
Holding Times	Yes	
Method Blanks Calibration Blanks	No	With the exceptions summarized in Table 1, target analytes were not detected in the method blanks or continuing calibration blanks.
Matrix QC • MS/MSD RA-SD-02-0-1.5/D/MS/ (Barium, Beryllium, Cadmium, Chromium, Cobalt, Copper, Manganese, Mercury, Molybdenum, Nickel, Zinc) RA-SD-02-1.5-3.0/D/M (Mercury) RA-SD-01-0-1.5/D/MS/ (Mercury) • LD N/A	Yes	The recoveries and RPDs for the matrix spike (MS) and matrix spike duplicate (MSD) analyses were within the laboratory-determined acceptance range. The MS/MSD recoveries for sample RA-SD-02-0-1.5/D/MS/ could not be evaluated for copper and molybdenum because the results in the native sample were greater than four times the concentration of the spike added during digestion. Since the sample concentrations are so much greater than the spike added, the MS/MSD recoveries are not considered to be a representative measure of accuracy. Further action or qualification was not necessary.
Method QC • Serial Dilution N/A • Internal Standards	N/A	
	Yes	**Internal Standards** All internal standards were within the laboratory-determined acceptance limits. Data qualification was not required.
Field QC • Rinsate Blank N/A • Field Duplicate N/A • Field Blank N/A	N/A	
Laboratory Control Sample/ Laboratory Control Sample Duplicate (LCS/LCSD)	Yes	All LCS and LCSD percent recoveries and RPDs were within laboratory-determined acceptance limits. Data qualification was not required.
Elevated RLs without associated non-detect results	Yes	
Package Completeness	Yes	
Other Parameters	N/A	

Table 1: Method Blank Outliers and Resultant Data Qualification

Analyte	Blank	Concentration	Qualification
Antimony (Batch WG250512)	MB	0.28 mg/Kg	None. Blank contamination was less than the method reporting limit. Therefore, as the blank contamination was reported at a concentration <2.2x the analyte MDL, no qualification of data was required.
Arsenic (Batch WG250512)	MB	1.45 mg/Kg	As the blank contamination was reported at a concentration >2.2x the analyte MDL, the associated arsenic results were flagged with B4.
Selenium (Batch WG250512)	MB	0.06 mg/Kg	None. Blank contamination was less than the method reporting limit. Therefore, as the blank contamination was reported at a concentration <2.2x the analyte MDL, no qualification of data was required.

MB = Method Blank mg/Kg = Milligrams per Kilogram MDL = Method Detection Limit

B4 = Target analyte detected in the blank at or above the method acceptance criteria.

ACZ Laboratories, Inc.

2773 Downhill Drive Steamboat Springs, CO 80487 (800) 334-5493

Inorganic Analytical Results

FMI Gold & Copper - Sierrita
Project ID: OJ07R9
Sample ID: RA-SD-02-0-1.5/D/MS/

ACZ Sample ID: ***L71083-01***
Date Sampled: *08/11/08 09:10*
Date Received: *08/12/08*
Sample Matrix: *Soil*

Metals Analysis

Parameter	EPA Method	Result	Qual	XQ	Units	MDL	PQL	Date	Analyst
Antimony, total (3050)	M6020 ICP-MS	5.8		*	mg/Kg	0.2	1	08/28/08 8:25	erf/rac
Arsenic, total (3050)	M6020 ICP-MS	32.4		*	mg/Kg	0.3	0.5	08/28/08 8:25	erf/rac B4
Barium, total (3050)	M6010B ICP	52.4			mg/Kg	0.3	2	08/28/08 1:02	ear/aeh
Beryllium, total (3050)	M6010B ICP		U		mg/Kg	0.2	1	08/29/08 21:42	aeh
Cadmium, total (3050)	M6010B ICP		U		mg/Kg	0.5	2	08/28/08 1:02	ear/aeh
Chromium, total (3050)	M6010B ICP	7			mg/Kg	1	5	08/28/08 1:02	ear/aeh
Cobalt, total (3050)	M6010B ICP	4	B		mg/Kg	1	5	08/28/08 1:02	ear/aeh
Copper, total (3050)	M6010B ICP	4210		*	mg/Kg	1	5	08/28/08 1:02	ear/aeh
Lead, total (3050)	M6020 ICP-MS	106		*	mg/Kg	0.05	0.3	08/28/08 8:25	erf/rac
Manganese, total (3050)	M6010B ICP	108			mg/Kg	0.5	3	08/28/08 1:02	ear/aeh
Mercury, total	M7471A CVAA	0.13	B		mg/Kg	0.04	0.2	08/23/08 16:50	jws/pmc
Molybdenum, total (3050)	M6010B ICP	530		*	mg/Kg	1	5	08/28/08 1:02	ear/aeh
Nickel, total (3050)	M6010B ICP		U		mg/Kg	1	5	08/28/08 1:02	ear/aeh
Selenium, total (3050)	M6020 ICP-MS	3.13		*	mg/Kg	0.05	0.3	08/29/08 6:22	erf/rac
Thallium, total (3050)	M6020 ICP-MS	0.18	B	*	mg/Kg	0.05	0.3	08/28/08 8:25	erf/rac
Uranium, total (3050)	M6020 ICP-MS	2.12		*	mg/Kg	0.05	0.3	08/28/08 8:25	erf/rac
Zinc, total (3050)	M6010B ICP	51		*	mg/Kg	1	5	08/28/08 1:02	ear/aeh

Soil Analysis

Parameter	EPA Method	Result	Qual	XQ	Units	MDL	PQL	Date	Analyst
Solids, Percent	CLPSOW390, PART F, D-98	90.3		*	%	0.1	0.5	08/16/08 20:23	brd

Soil Preparation

Parameter	EPA Method	Result	Qual	XQ	Units	MDL	PQL	Date	Analyst
Air Dry at 34 Degrees C	USDA No. 1, 1972			*				08/14/08 21:54	brd
Digestion - Hot Plate	M3050B ICP-MS							08/24/08 8:40	bjl
Sieve-2000 um (2.0mm)	ASA No.9, 15-4.2.2			*				08/22/08 17:00	lwt/bjl

Arizona license number: AZ0102

EE 9/16/08

** Please refer to Qualifier Reports for details.*

ACZ Laboratories, Inc.

2773 Downhill Drive Steamboat Springs, CO 80487 (800) 334-5493

Inorganic Analytical Results

FMI Gold & Copper - Sierrita
Project ID: OJ07R9
Sample ID: RA-SD-02-1.5-3.0/D/M

ACZ Sample ID: ***L71083-02***
Date Sampled: *08/11/08 09:30*
Date Received: *08/12/08*
Sample Matrix: *Soil*

Metals Analysis

Parameter	EPA Method	Result	Qual	XQ	Units	MDL	PQL	Date	Analyst
Antimony, total (3050)	M6020 ICP-MS	7.4		*	mg/Kg	0.2	1	08/28/08 8:29	erf/rac
Arsenic, total (3050)	M6020 ICP-MS	39.1		*	mg/Kg	0.3	0.5	08/28/08 8:29	erf/rac B4
Barium, total (3050)	M6010B ICP	57.4			mg/Kg	0.3	2	08/28/08 1:16	ear/aeh
Beryllium, total (3050)	M6010B ICP	0.5	B		mg/Kg	0.2	1	08/29/08 22:04	aeh
Cadmium, total (3050)	M6010B ICP		U		mg/Kg	0.5	2	08/28/08 1:16	ear/aeh
Chromium, total (3050)	M6010B ICP	8			mg/Kg	1	5	08/28/08 1:16	ear/aeh
Cobalt, total (3050)	M6010B ICP	5	B		mg/Kg	1	5	08/28/08 1:16	ear/aeh
Copper, total (3050)	M6010B ICP	4180		*	mg/Kg	1	5	08/28/08 1:16	ear/aeh
Lead, total (3050)	M6020 ICP-MS	91.30		*	mg/Kg	0.05	0.3	08/28/08 8:29	erf/rac
Manganese, total (3050)	M6010B ICP	181			mg/Kg	0.5	3	08/28/08 1:16	ear/aeh
Mercury, total	M7471A CVAA	0.13	B		mg/Kg	0.04	0.2	08/23/08 16:57	jws/pmc
Molybdenum, total (3050)	M6010B ICP	1000		*	mg/Kg	1	5	08/28/08 1:16	ear/aeh
Nickel, total (3050)	M6010B ICP	2	B		mg/Kg	1	5	08/28/08 1:16	ear/aeh
Selenium, total (3050)	M6020 ICP-MS	3.02		*	mg/Kg	0.05	0.3	08/29/08 6:26	erf/rac
Thallium, total (3050)	M6020 ICP-MS	0.25	B	*	mg/Kg	0.05	0.3	08/28/08 8:29	erf/rac
Uranium, total (3050)	M6020 ICP-MS	3.98		*	mg/Kg	0.05	0.3	08/28/08 8:29	erf/rac
Zinc, total (3050)	M6010B ICP	77		*	mg/Kg	1	5	08/28/08 1:16	ear/aeh

Soil Analysis

Parameter	EPA Method	Result	Qual	XQ	Units	MDL	PQL	Date	Analyst
Solids, Percent	CLPSOW390, PART F, D-98	80.9		*	%	0.1	0.5	08/17/08 5:27	brd

Soil Preparation

Parameter	EPA Method	Result	Qual	XQ	Units	MDL	PQL	Date	Analyst
Air Dry at 34 Degrees C	USDA No. 1, 1972			*				08/14/08 22:03	brd
Digestion - Hot Plate	M3050B ICP-MS							08/24/08 9:50	bjl
Sieve-2000 um (2.0mm)	ASA No.9, 15-4.2.2			*				08/22/08 18:07	lwt/bjl

Arizona license number: AZ0102

EE 9/16/08

** Please refer to Qualifier Reports for details.*

ACZ Laboratories, Inc.

2773 Downhill Drive Steamboat Springs, CO 80487 (800) 334-5493

Inorganic Analytical Results

FMI Gold & Copper - Sierrita
Project ID: OJ07R9
Sample ID: RA-SD-01-0-1.5/D/MS/

ACZ Sample ID: ***L71083-03***
Date Sampled: *08/11/08 09:50*
Date Received: *08/12/08*
Sample Matrix: *Soil*

Metals Analysis

Parameter	EPA Method	Result	Qual	XQ	Units	MDL	PQL	Date	Analyst
Antimony, total (3050)	M6020 ICP-MS	1.3		*	mg/Kg	0.2	1	08/28/08 8:33	erf/rac
Arsenic, total (3050)	M6020 ICP-MS	10.1			mg/Kg	0.3	0.5	08/29/08 6:30	erf/rac B4
Barium, total (3050)	M6010B ICP	73.1			mg/Kg	0.3	2	08/28/08 1:19	ear/aeh
Beryllium, total (3050)	M6010B ICP	0.7	B		mg/Kg	0.2	1	08/29/08 22:08	aeh
Cadmium, total (3050)	M6010B ICP		U		mg/Kg	0.5	2	08/28/08 1:19	ear/aeh
Chromium, total (3050)	M6010B ICP	11			mg/Kg	1	5	08/28/08 1:19	ear/aeh
Cobalt, total (3050)	M6010B ICP	6			mg/Kg	1	5	08/28/08 1:19	ear/aeh
Copper, total (3050)	M6010B ICP	7630		*	mg/Kg	1	5	08/28/08 1:19	ear/aeh
Lead, total (3050)	M6020 ICP-MS	86.90		*	mg/Kg	0.05	0.3	08/28/08 8:33	erf/rac
Manganese, total (3050)	M6010B ICP	277			mg/Kg	0.5	3	08/28/08 1:19	ear/aeh
Mercury, total	M7471A CVAA	0.09	B		mg/Kg	0.05	0.3	08/23/08 17:03	jws/pmc
Molybdenum, total (3050)	M6010B ICP	998		*	mg/Kg	1	5	08/28/08 1:19	ear/aeh
Nickel, total (3050)	M6010B ICP	2	B		mg/Kg	1	5	08/28/08 1:19	ear/aeh
Selenium, total (3050)	M6020 ICP-MS	2.61		*	mg/Kg	0.05	0.3	08/29/08 6:30	erf/rac
Thallium, total (3050)	M6020 ICP-MS	0.20	B	*	mg/Kg	0.05	0.3	08/28/08 8:33	erf/rac
Uranium, total (3050)	M6020 ICP-MS	7.72		*	mg/Kg	0.05	0.3	08/28/08 8:33	erf/rac
Zinc, total (3050)	M6010B ICP	91		*	mg/Kg	1	5	08/28/08 1:19	ear/aeh

Soil Analysis

Parameter	EPA Method	Result	Qual	XQ	Units	MDL	PQL	Date	Analyst
Solids, Percent	CLPSOW390, PART F, D-98	72.8		*	%	0.1	0.5	08/17/08 14:32	brd

Soil Preparation

Parameter	EPA Method	Result	Qual	XQ	Units	MDL	PQL	Date	Analyst
Air Dry at 34 Degrees C	USDA No. 1, 1972			*				08/14/08 22:13	brd
Digestion - Hot Plate	M3050B ICP-MS							08/24/08 10:14	bjl
Sieve-2000 um (2.0mm)	ASA No.9, 15-4.2.2			*				08/22/08 19:15	lwt/bjl

Arizona license number: AZ0102

EC 9/16/08

** Please refer to Qualifier Reports for details.*

SIERRITA
DATA REVIEW SUMMARY

Data Package Number: L71084 Sampling Event: August 11th, 2008
Sample-specific Parameter Review? **Yes** Laboratory Performance Parameters? **No**
Data Reviewer: Liz Kraak Date Completed: 09/17/08
Peer Reviewer: Geoff Webb Date Completed: 09/17/08

This report summarizes the verification of analytical data for 5 soil samples. The soil samples were analyzed for total metals by Method 6020, Method 6010, and Method 7471A. ACZ Laboratories, Inc. of Steamboat Springs, Colorado performed the analyses. ACZ operates under laboratory licensure number AZ0102.

The data review was conducted in accordance with the criteria specified in the Draft Addendum – Quality Assurance Project Plan Sierrita Mine Green Valley, Arizona (April 2008). Independent review flags were assigned as required by Appendix E in the QAPP. The table below summarizes the samples and analyses presented in these data packages.

Field ID	Sample Type	Lab ID	Matrix	Analyses
				Total Metals
RA-SD-01-1.5-3.0/D/M	SA	L71084-01	S	X^m
RA-JS-02-0-1/D/MS/MS	SA	L71084-02	S	X^m
RA-JS-02-1-3/D/MS/MS	SA	L71084-03	S	X^m
RA-JS-02-5-7	SA	L71084-04	S	X
RA-JS-02-5-7D	SA	L71084-05	S	X

Matrix: S = Soil QC Type: SA = Sample m = Matrix spike and/or matrix spike duplicate.
Total Metals = Antimony, Arsenic, Lead, Selenium, Thallium, and Uranium (6020); Barium, Beryllium, Cadmium, Chromium, Cobalt, Copper, Manganese, Molybdenum, Nickel, and Zinc (6010); Mercury (7471A)

General Overall Assessment (Flags applied per ADEQ data qualifying process and QAPP guidance):

____ Data are usable without qualification.

_X_ Data are usable with qualification (noted below).

____ Some or all data are unusable for any purpose (detailed below).

Case Narrative Summary: Except as noted below, any of the issues noted in the laboratory case narrative potentially affecting data quality are addressed in the appropriate sections in the table below. Results reported between the MDL and RL were flagged with a B by the laboratory. No additional qualifiers were added during data review for those results reported between the MDL and RL.

Review Parameter	Criteria Met?	Comments
Sample-specific Parameters	Complete with "Yes", "No", or "Not Applicable (N/A)".	For each "No" response, list what was out, associated acceptance limits, all qualified data, and bias direction or reference associated table with pertinent details.
COC & Sample Receipt	Yes	Samples were received intact and the cooler temperatures were 3.7°C and 2.3°C upon arrival at the laboratory, which met the criterion of ≤6°C. Data qualification was not required. The percent solid is performed on the soil samples as received and this percent solid is reported on the result form. For the metals analysis, the soil samples are dried prior to sample preparation. Another percent solid is performed on the air dried sample to use as a correction factor for the sample result after analysis. This correction factor is also applied to the MDL and RL, but because the percent solid is performed on the air dried sample this correction factor is small. Therefore, the MDL and RLs are the same from sample to sample. The sample and results are reported on a dry weight basis. Samples were not air dried for the mercury analysis. The mercury samples were prepared as received and dry weight corrected.
Holding Times	Yes	
Method Blanks Calibration Blanks	No	With the exception summarized in Table 1, target analytes were not detected in the method blanks or continuing calibration blanks.
Matrix QC • MS/MSD RA-SD-01-1.5-3.0/D/M (Mercury) RA-JS-02-0-1/D/MS/MS (Mercury) RA-JS-02-1-3/D/MS/MS (Mercury) • LD RA-JS-02-1-3/D/MS/MS (Percent Solids)	Yes	The recoveries and RPDs for the matrix spike (MS) and matrix spike duplicate (MSD) analyses were within the laboratory-determined acceptance range. Data qualification was not required. The agreement between parent sample results and the lab duplicate sample results was evaluated for percent solids. All of the results met the evaluation criteria.
Method QC • Serial Dilution N/A • Internal Standards	N/A	
	Yes	**Internal Standards** All internal standards were within the laboratory-determined acceptance limits. Data qualification was not required.
Field QC • Rinsate Blank N/A • Field Duplicate N/A • Field Blank N/A	N/A	
Laboratory Control Sample/ Laboratory Control Sample Duplicate (LCS/LCSD)	Yes	All LCS and LCSD percent recoveries and RPDs were within laboratory-determined acceptance limits. Data qualification was not required.
Elevated RLs without associated non-detect results	Yes	
Package Completeness	Yes	
Other Parameters	N/A	

Table 1: Blank Outliers and Resultant Data Qualification

Analyte	Blank	Concentration	Qualification
Antimony (Batch WG250512)	MB	0.28 mg/Kg	None. Blank contamination was less than the method reporting limit. Therefore, as the blank contamination was reported at a concentration <2.2x the analyte MDL, no qualification of data was required.
Arsenic (Batch WG250512)	MB	1.45 mg/Kg	As the blank contamination was reported at a concentration >2.2x the analyte MDL, the associated arsenic and selenium results were flagged with B4.
Selenium (Batch WG250786 –Samples analyzed on 08/28/08)	MB	0.301 mg/Kg	
Selenium (Batch WG250852-Samples analyzed on 08/29/08)	MB	0.06 mg/Kg	None. Blank contamination was less than the method reporting limit. Therefore, as the blank contamination was reported at a concentration <2.2x the analyte MDL, no qualification of data was required.

MB – Method Blank mg/Kg – Milligrams per Kilogram MDL – Method Detection Limit

B4 = Target analyte detected in the blank at or above the method acceptance criteria.

ACZ Laboratories, Inc.

2773 Downhill Drive Steamboat Springs, CO 80487 (800) 334-5493

Inorganic Analytical Results

FMI Gold & Copper - Sierrita
Project ID: OJ07R9
Sample ID: RA-SD-01-1.5-3.0/D/M

ACZ Sample ID: ***L71084-01***
Date Sampled: *08/11/08 10:05*
Date Received: *08/12/08*
Sample Matrix: *Soil*

Metals Analysis

Parameter	EPA Method	Result	Qual	XQ	Units	MDL	PQL	Date	Analyst
Antimony, total (3050)	M6020 ICP-MS	4.0		*	mg/Kg	0.2	1	08/28/08 8:41	erf/rac
Arsenic, total (3050)	M6020 ICP-MS	24.7		*	mg/Kg	0.3	0.5	08/28/08 8:41	erf/rac B4
Barium, total (3050)	M6010B ICP	81.7			mg/Kg	0.3	2	08/28/08 1:22	ear/aeh
Beryllium, total (3050)	M6010B ICP	0.7	B		mg/Kg	0.2	1	08/29/08 22:12	aeh
Cadmium, total (3050)	M6010B ICP	0.8	B		mg/Kg	0.5	2	08/28/08 1:22	ear/aeh
Chromium, total (3050)	M6010B ICP	14			mg/Kg	1	5	08/28/08 1:22	ear/aeh
Cobalt, total (3050)	M6010B ICP	10			mg/Kg	1	5	08/28/08 1:22	ear/aeh
Copper, total (3050)	M6010B ICP	6960		*	mg/Kg	1	5	08/28/08 1:22	ear/aeh
Lead, total (3050)	M6020 ICP-MS	114		*	mg/Kg	0.05	0.3	08/28/08 8:41	erf/rac
Manganese, total (3050)	M6010B ICP	226			mg/Kg	0.5	3	08/28/08 1:22	ear/aeh
Mercury, total	M7471A CVAA	0.11	B		mg/Kg	0.05	0.3	08/29/08 21:57	pmc
Molybdenum, total (3050)	M6010B ICP	1590		*	mg/Kg	1	5	08/28/08 1:22	ear/aeh
Nickel, total (3050)	M6010B ICP	2	B		mg/Kg	1	5	08/28/08 1:22	ear/aeh
Selenium, total (3050)	M6020 ICP-MS	3.46		*	mg/Kg	0.05	0.3	08/29/08 6:38	erf/rac
Thallium, total (3050)	M6020 ICP-MS	0.31		*	mg/Kg	0.05	0.3	08/28/08 8:41	erf/rac
Uranium, total (3050)	M6020 ICP-MS	10.90		*	mg/Kg	0.05	0.3	08/28/08 8:41	erf/rac
Zinc, total (3050)	M6010B ICP	186		*	mg/Kg	1	5	08/28/08 1:22	ear/aeh

Soil Analysis

Parameter	EPA Method	Result	Qual	XQ	Units	MDL	PQL	Date	Analyst
Solids, Percent	CLPSOW390, PART F, D-98	68.5		*	%	0.1	0.5	08/17/08 23:36	brd

Soil Preparation

Parameter	EPA Method	Result	Qual	XQ	Units	MDL	PQL	Date	Analyst
Air Dry at 34 Degrees C	USDA No. 1, 1972			*				08/14/08 22:22	brd
Digestion - Hot Plate	M3050B ICP-MS							08/24/08 10:37	bjl
Sieve-2000 um (2.0mm)	ASA No.9, 15-4.2.2			*				08/22/08 20:23	lwt/bjl

Arizona license number: AZ0102

EQ 9/17/08

** Please refer to Qualifier Reports for details.*

ACZ Laboratories, Inc.

2773 Downhill Drive Steamboat Springs, CO 80487 (800) 334-5493

Inorganic Analytical Results

FMI Gold & Copper - Sierrita
Project ID: OJ07R9
Sample ID: RA-JS-02-0-1/D/MS/MS

ACZ Sample ID: ***L71084-02***
Date Sampled: *08/11/08 10:28*
Date Received: *08/12/08*
Sample Matrix: *Soil*

Metals Analysis

Parameter	EPA Method	Result	Qual	XQ	Units	MDL	PQL	Date	Analyst
Antimony, total (3050)	M6020 ICP-MS	8.0		*	mg/Kg	0.2	1	08/28/08 8:45	erf/rac
Arsenic, total (3050)	M6020 ICP-MS	35.4		*	mg/Kg	0.3	0.5	08/28/08 8:45	erf/rac B4
Barium, total (3050)	M6010B ICP	74.1			mg/Kg	0.3	2	08/28/08 1:26	ear/aeh
Beryllium, total (3050)	M6010B ICP		U		mg/Kg	1	5	08/29/08 22:15	aeh
Cadmium, total (3050)	M6010B ICP	1.5	B		mg/Kg	0.5	2	08/28/08 1:26	ear/aeh
Chromium, total (3050)	M6010B ICP	10			mg/Kg	1	5	08/28/08 1:26	ear/aeh
Cobalt, total (3050)	M6010B ICP	17			mg/Kg	1	5	08/28/08 1:26	ear/aeh
Copper, total (3050)	M6010B ICP	30200		*	mg/Kg	5	30	08/29/08 22:15	aeh
Lead, total (3050)	M6020 ICP-MS	137		*	mg/Kg	0.05	0.3	08/28/08 8:45	erf/rac
Manganese, total (3050)	M6010B ICP	384			mg/Kg	0.5	3	08/28/08 1:26	ear/aeh
Mercury, total	M7471A CVAA	0.36			mg/Kg	0.06	0.3	08/29/08 22:05	pmc
Molybdenum, total (3050)	M6010B ICP	1430		*	mg/Kg	1	5	08/28/08 1:26	ear/aeh
Nickel, total (3050)	M6010B ICP	2	B		mg/Kg	1	5	08/28/08 1:26	ear/aeh
Selenium, total (3050)	M6020 ICP-MS	11.10		*	mg/Kg	0.05	0.3	08/28/08 8:45	erf/rac B4
Thallium, total (3050)	M6020 ICP-MS	0.35		*	mg/Kg	0.05	0.3	08/28/08 8:45	erf/rac
Uranium, total (3050)	M6020 ICP-MS	5.63		*	mg/Kg	0.05	0.3	08/28/08 8:45	erf/rac
Zinc, total (3050)	M6010B ICP	281		*	mg/Kg	1	5	08/28/08 1:26	ear/aeh

Soil Analysis

Parameter	EPA Method	Result	Qual	XQ	Units	MDL	PQL	Date	Analyst
Solids, Percent	CLPSOW390, PART F, D-98	69.5		*	%	0.1	0.5	08/18/08 8:41	brd

Soil Preparation

Parameter	EPA Method	Result	Qual	XQ	Units	MDL	PQL	Date	Analyst
Air Dry at 34 Degrees C	USDA No. 1, 1972			*				08/14/08 22:31	brd
Digestion - Hot Plate	M3050B ICP-MS							08/24/08 11:01	bjl
Sieve-2000 um (2.0mm)	ASA No.9, 15-4.2.2			*				08/22/08 21:31	lwt/bjl

Arizona license number: AZ0102

EC 9/17/08

** Please refer to Qualifier Reports for details.*

ACZ Laboratories, Inc.
2773 Downhill Drive Steamboat Springs, CO 80487 (800) 334-5493

Inorganic Analytical Results

FMI Gold & Copper - Sierrita
Project ID: OJ07R9
Sample ID: RA-JS-02-1-3/D/MS/MS

ACZ Sample ID: ***L71084-03***
Date Sampled: *08/11/08 10:45*
Date Received: *08/12/08*
Sample Matrix: *Soil*

Metals Analysis

Parameter	EPA Method	Result	Qual	XQ	Units	MDL	PQL	Date	Analyst
Antimony, total (3050)	M6020 ICP-MS	17.4		*	mg/Kg	0.4	2	08/30/08 1:03	erf/rac
Arsenic, total (3050)	M6020 ICP-MS	89.7		*	mg/Kg	0.3	0.5	08/28/08 8:57	erf/rac B4
Barium, total (3050)	M6010B ICP	68.9			mg/Kg	0.3	2	08/28/08 1:29	ear/aeh
Beryllium, total (3050)	M6010B ICP		U		mg/Kg	1	5	08/29/08 22:19	aeh
Cadmium, total (3050)	M6010B ICP	2.5			mg/Kg	0.5	2	08/28/08 1:29	ear/aeh
Chromium, total (3050)	M6010B ICP	18			mg/Kg	1	5	08/28/08 1:29	ear/aeh
Cobalt, total (3050)	M6010B ICP	22			mg/Kg	1	5	08/28/08 1:29	ear/aeh
Copper, total (3050)	M6010B ICP	27800		*	mg/Kg	5	30	08/29/08 22:19	aeh
Lead, total (3050)	M6020 ICP-MS	349			mg/Kg	0.1	0.5	08/30/08 1:03	erf/rac
Manganese, total (3050)	M6010B ICP	327			mg/Kg	0.5	3	08/28/08 1:29	ear/aeh
Mercury, total	M7471A CVAA	0.28	B		mg/Kg	0.06	0.3	08/29/08 22:13	pmc
Molybdenum, total (3050)	M6010B ICP	3430		*	mg/Kg	1	5	08/28/08 1:29	ear/aeh
Nickel, total (3050)	M6010B ICP	2	B		mg/Kg	1	5	08/28/08 1:29	ear/aeh
Selenium, total (3050)	M6020 ICP-MS	9.76		*	mg/Kg	0.05	0.3	08/28/08 8:57	erf/rac B4
Thallium, total (3050)	M6020 ICP-MS	0.36		*	mg/Kg	0.05	0.3	08/28/08 8:57	erf/rac
Uranium, total (3050)	M6020 ICP-MS	8.62		*	mg/Kg	0.05	0.3	08/28/08 8:57	erf/rac
Zinc, total (3050)	M6010B ICP	466		*	mg/Kg	1	5	08/28/08 1:29	ear/aeh

Soil Analysis

Parameter	EPA Method	Result	Qual	XQ	Units	MDL	PQL	Date	Analyst
Solids, Percent	CLPSOW390, PART F, D-98	65.9		*	%	0.1	0.5	08/18/08 17:46	brd

Soil Preparation

Parameter	EPA Method	Result	Qual	XQ	Units	MDL	PQL	Date	Analyst
Air Dry at 34 Degrees C	USDA No. 1, 1972			*				08/14/08 22:41	brd
Digestion - Hot Plate	M3050B ICP-MS							08/24/08 11:24	bjl
Sieve-2000 um (2.0mm)	ASA No.9, 15-4.2.2			*				08/22/08 22:39	lwt/bjl

Arizona license number: AZ0102

ER 9/17/08

** Please refer to Qualifier Reports for details.*

ACZ Laboratories, Inc.

2773 Downhill Drive Steamboat Springs, CO 80487 (800) 334-5493

Inorganic Analytical Results

FMI Gold & Copper - Sierrita
Project ID: OJ07R9
Sample ID: RA-JS-02-5-7

ACZ Sample ID: ***L71084-04***
Date Sampled: *08/11/08 12:50*
Date Received: *08/12/08*
Sample Matrix: *Soil*

Metals Analysis

Parameter	EPA Method	Result	Qual	XQ	Units	MDL	PQL	Date	Analyst	
Antimony, total (3050)	M6020 ICP-MS	9.6		*	mg/Kg	0.2	1	08/28/08 9:01	erf/rac	
Arsenic, total (3050)	M6020 ICP-MS	60.0		*	mg/Kg	0.3	0.5	08/28/08 9:01	erf/rac	B4
Barium, total (3050)	M6010B ICP	78.1			mg/Kg	0.3	2	08/28/08 1:33	ear/aeh	
Beryllium, total (3050)	M6010B ICP	6.2			mg/Kg	0.4	2	08/29/08 22:23	aeh	
Cadmium, total (3050)	M6010B ICP	1.8	B		mg/Kg	0.5	2	08/28/08 1:33	ear/aeh	
Chromium, total (3050)	M6010B ICP	35			mg/Kg	1	5	08/28/08 1:33	ear/aeh	
Cobalt, total (3050)	M6010B ICP	26			mg/Kg	1	5	08/28/08 1:33	ear/aeh	
Copper, total (3050)	M6010B ICP	19600		*	mg/Kg	2	10	08/29/08 22:23	aeh	
Lead, total (3050)	M6020 ICP-MS	199		*	mg/Kg	0.05	0.3	08/28/08 9:01	erf/rac	
Manganese, total (3050)	M6010B ICP	382			mg/Kg	0.5	3	08/28/08 1:33	ear/aeh	
Mercury, total	M7471A CVAA	0.32			mg/Kg	0.06	0.3	08/29/08 22:24	pmc	
Molybdenum, total (3050)	M6010B ICP	1950		*	mg/Kg	1	5	08/28/08 1:33	ear/aeh	
Nickel, total (3050)	M6010B ICP	8			mg/Kg	1	5	08/28/08 1:33	ear/aeh	
Selenium, total (3050)	M6020 ICP-MS	6.25		*	mg/Kg	0.05	0.3	08/28/08 9:01	erf/rac	B4
Thallium, total (3050)	M6020 ICP-MS	0.39		*	mg/Kg	0.05	0.3	08/28/08 9:01	erf/rac	
Uranium, total (3050)	M6020 ICP-MS	29.90		*	mg/Kg	0.05	0.3	08/28/08 9:01	erf/rac	
Zinc, total (3050)	M6010B ICP	629		*	mg/Kg	1	5	08/28/08 1:33	ear/aeh	

Soil Analysis

Parameter	EPA Method	Result	Qual	XQ	Units	MDL	PQL	Date	Analyst
Solids, Percent	CLPSOW390, PART F, D-98	53.0		*	%	0.1	0.5	08/19/08 11:55	brd

Soil Preparation

Parameter	EPA Method	Result	Qual	XQ	Units	MDL	PQL	Date	Analyst
Air Dry at 34 Degrees C	USDA No. 1, 1972			*				08/14/08 22:50	brd
Digestion - Hot Plate	M3050B ICP-MS							08/24/08 11:48	bjl
Sieve-2000 um (2.0mm)	ASA No.9, 15-4.2.2			*				08/22/08 23:47	lwt/bjl

Arizona license number: AZ0102

ER 9/17/08

** Please refer to Qualifier Reports for details.*

ACZ Laboratories, Inc.

2773 Downhill Drive Steamboat Springs, CO 80487 (800) 334-5493

Inorganic Analytical Results

FMI Gold & Copper - Sierrita
Project ID: OJ07R9
Sample ID: RA-JS-02-5-7D

ACZ Sample ID: ***L71084-05***
Date Sampled: *08/11/08 12:50*
Date Received: *08/12/08*
Sample Matrix: *Soil*

Metals Analysis

Parameter	EPA Method	Result	Qual	XQ	Units	MDL	PQL	Date	Analyst	
Antimony, total (3050)	M6020 ICP-MS	9.2		*	mg/Kg	0.2	1	08/29/08 6:55	erf/rac	
Arsenic, total (3050)	M6020 ICP-MS	76.0		*	mg/Kg	0.3	0.5	08/28/08 9:05	erf/rac	B4
Barium, total (3050)	M6010B ICP	81.1			mg/Kg	0.3	2	08/28/08 1:43	ear/aeh	
Beryllium, total (3050)	M6010B ICP	5.0			mg/Kg	0.4	2	08/29/08 22:26	aeh	
Cadmium, total (3050)	M6010B ICP	2.0			mg/Kg	0.5	2	08/28/08 1:43	ear/aeh	
Chromium, total (3050)	M6010B ICP	32			mg/Kg	1	5	08/28/08 1:43	ear/aeh	
Cobalt, total (3050)	M6010B ICP	25			mg/Kg	1	5	08/28/08 1:43	ear/aeh	
Copper, total (3050)	M6010B ICP	18000		*	mg/Kg	5	30	09/03/08 1:43	ear/aeh	
Lead, total (3050)	M6020 ICP-MS	185		*	mg/Kg	0.05	0.3	08/29/08 6:55	erf/rac	
Manganese, total (3050)	M6010B ICP	415			mg/Kg	0.5	3	08/28/08 1:43	ear/aeh	
Mercury, total	M7471A CVAA	0.57			mg/Kg	0.06	0.3	08/29/08 22:27	pmc	
Molybdenum, total (3050)	M6010B ICP	1960		*	mg/Kg	1	5	08/28/08 1:43	ear/aeh	
Nickel, total (3050)	M6010B ICP	9			mg/Kg	1	5	08/28/08 1:43	ear/aeh	
Selenium, total (3050)	M6020 ICP-MS	7.83		*	mg/Kg	0.05	0.3	08/28/08 9:05	erf/rac	B4
Thallium, total (3050)	M6020 ICP-MS	0.52		*	mg/Kg	0.05	0.3	08/28/08 9:05	erf/rac	
Uranium, total (3050)	M6020 ICP-MS	32.20		*	mg/Kg	0.05	0.3	08/28/08 9:05	erf/rac	
Zinc, total (3050)	M6010B ICP	589		*	mg/Kg	1	5	08/28/08 1:43	ear/aeh	

Soil Analysis

Parameter	EPA Method	Result	Qual	XQ	Units	MDL	PQL	Date	Analyst
Solids, Percent	CLPSOW390, PART F, D-98	60.0		*	%	0.1	0.5	08/19/08 21:00	brd

Soil Preparation

Parameter	EPA Method	Result	Qual	XQ	Units	MDL	PQL	Date	Analyst
Air Dry at 34 Degrees C	USDA No. 1, 1972			*				08/14/08 22:59	brd
Digestion - Hot Plate	M3050B ICP-MS							08/24/08 12:11	bjl
Sieve-2000 um (2.0mm)	ASA No.9, 15-4.2.2			*				08/23/08 0:55	lwt/bjl

Arizona license number: AZ0102

EK 9/17/08

** Please refer to Qualifier Reports for details.*

SIERRITA
DATA REVIEW SUMMARY

Data Package Number: L71134 Sampling Event: August 12th, 2008
Sample-specific Parameter Review? **Yes** Laboratory Performance Parameters? **No**
Data Reviewer: Liz Kraak Date Completed: 09/16/08
Peer Reviewer: Geoff Webb Date Completed: 09/17/08

This report summarizes the verification of analytical data for 17 soil samples. The soil samples were analyzed for total metals by Method 6020, Method 6010, and Method 7471A. ACZ Laboratories, Inc. of Steamboat Springs, Colorado performed the analyses. ACZ operates under laboratory licensure number AZ0102.

The data review was conducted in accordance with the criteria specified in the Draft Addendum – Quality Assurance Project Plan Sierrita Mine Green Valley, Arizona (April 2008). Independent review flags were assigned as required by Appendix E in the QAPP. The table below summarizes the samples and analyses presented in these data packages.

Field ID	Sample Type	Lab ID	Matrix	Analyses
				Total Metals
RP-JS-02-0-1	SA	L71134-01	S	X
RP-JS-02-1-3	SA	L71134-02	S	X
RP-JS-02-1-3D	SA	L71134-03	S	X
RP-JS-02-5-7	SA	L71134-04	S	X
RP-JS-02-10-12	SA	L71134-05	S	X
RP-JS-02-15-17	SA	L71134-06	S	X
RP-JS-01-0-1	SA	L71134-07	S	X
RP-JS-01-1-3	SA	L71134-08	S	X
RP-JS-01-1-3D	SA	L71134-09	S	X
RP-JS-01-5-7	SA	L71134-10	S	X
RP-JS-01-10-12	SA	L71134-11	S	X
RP-JS-01-15-17	SA	L71134-12	S	X
EM-JS-08-0-1	SA	L71134-13	S	X
EM-JS-08-1-3	SA	L71134-14	S	X
EM-JS-08-1-3D	SA	L71134-15	S	X
EM-JS-08-5-7	SA	L71134-16	S	X^m
EM-JS-08-10-12	SA	L71134-17	S	X^m

Matrix: S = Soil QC Type: SA = Sample m = Matrix spike and/or matrix spike duplicate.
Total Metals = Antimony, Arsenic, Lead, Selenium, Thallium, and Uranium (6020); Barium, Beryllium, Cadmium, Chromium, Cobalt, Copper, Manganese, Molybdenum, Nickel, and Zinc (6010); Mercury (7471A)

General Overall Assessment (Flags applied per ADEQ data qualifying process and QAPP guidance):

_____ Data are usable without qualification.

_X_ Data are usable with qualification (noted below).

_____ Some or all data are unusable for any purpose (detailed below).

Case Narrative Summary: Except as noted below, any of the issues noted in the laboratory case narrative potentially affecting data quality are addressed in the appropriate sections in the table below. Results reported between the MDL and RL were flagged with a B by the laboratory. No additional qualifiers were added during data review for those results reported between the MDL and RL.

Review Parameter	Criteria Met?	Comments
Sample-specific Parameters	Complete with "Yes", "No", or "Not Applicable (N/A)".	For each "No" response, list what was out, associated acceptance limits, all qualified data, and bias direction or reference associated table with pertinent details.
COC & Sample Receipt	Yes	Samples were received intact and the cooler temperatures were 1.7°C and 3.9°C upon arrival at the laboratory, which met the criterion of ≤6°C. Qualification of data was not required. The percent solid is performed on the soil samples as received and this percent solid is reported on the result form. For the metals analysis, the soil samples are dried prior to sample preparation. Another percent solid is performed on the air dried sample to use as a correction factor for the sample result after analysis. This correction factor is also applied to the MDL and RL, but because the percent solid is performed on the air dried sample this correction factor is small. Therefore, the MDL and RLs are the same from sample to sample. The sample and results are reported on a dry weight basis. Samples were not air dried for the mercury analysis. The mercury samples were prepared as received and dry weight corrected.
Holding Times	Yes	
Method Blanks Calibration Blanks	Yes	Target analytes were not detected in the method blanks or continuing calibration blanks.
Matrix QC • MS/MSD EM-JS-08-10-12 (Antimony, Arsenic, Lead, Selenium, Thallium, Uranium) EM-JS-08-5-7 (Barium, Beryllium, Cadmium, Chromium, Cobalt, Copper, Manganese, Molybdenum, Nickel, Zinc) • LD RP-JS-02-1-3 (Percent Solids)	No	With the exceptions noted in Table 1, the recoveries and RPDs for the matrix spike (MS) and matrix spike duplicate (MSD) analyses were within the laboratory-determined acceptance range. The MS/MSD recoveries for sample EM-JS-08-5-7 could not be evaluated for copper, manganese, molybdenum, and zinc because the results in the native sample were greater than four times the concentration of the spike added during digestion. The MS/MSD recoveries for sample EM-JS-08-10-12 could not be evaluated for lead because the results in the native sample were greater than four times the concentration of the spike added during digestion. Since the sample concentrations are so much greater than the spike added, the MS/MSD recoveries are not considered to be a representative measure of accuracy. Further action or qualification was not necessary. The agreement between parent sample results and the lab duplicate sample results was evaluated for percent solids. All of the results met the evaluation criteria.
Method QC • Serial Dilution N/A • Internal Standards	N/A	
	Yes	**Internal Standards** All internal standards were within the laboratory-determined acceptance limits. Data qualification was not required.
Field QC • Rinsate Blank N/A • Field Duplicate N/A • Field Blank N/A	N/A	
Laboratory Control Sample/ Laboratory Control Sample Duplicate (LCS/LCSD)	No	With the exception noted in Table 2, all LCS and LCSD percent recoveries and RPDs were within laboratory-determined acceptance limits.
Elevated RLs without associated non-detect results	Yes	

Review Parameter	Criteria Met?	Comments
Package Completeness	Yes	
Other Parameters	N/A	

Table 1: MS/MSD Recovery Outliers and Resultant Qualification

Sample	Analyte	%Rs (Limits)	Qualification
EM-JS-08-10-12	Antimony	**57.2**/ **62.8** (75-125)	As the potential bias was considered to be low, the listed analytical results were flagged with a M2.
EM-JS-08-5-7	Chromium	96.2/ **126.5** (75-125)	As the potential bias was considered to be high, the chromium result for sample EM-JS-08-5-7 was flagged with a M1.

%R = Percent Recovery M2 = Matrix spike recovery was low; the associated blank spike recovery was acceptable.

M1 = Matrix spike recovery was high; the associated blank spike recovery was acceptable.

Table 2: LCS/ LCSD Recovery Outliers and Resultant Data Qualification

Associated Sample	Analyte	%R (%)	Qualification
Batch WG250513 (All Samples)	Arsenic	**271.1**/ 263.2 (181-270)	As the potential bias was high, all detected arsenic results were flagged with a L1.

%R – Percent Recovery L1 – The associated blank spike recovery was above the laboratory acceptance limits.

ACZ Laboratories, Inc.

2773 Downhill Drive Steamboat Springs, CO 80487 (800) 334-5493

Inorganic Analytical Results

FMI Gold & Copper - Sierrita
Project ID:
Sample ID: RP-JS-02-0-1

ACZ Sample ID: ***L71134-01***
Date Sampled: *08/12/08 08:11*
Date Received: *08/13/08*
Sample Matrix: *Soil*

Metals Analysis

Parameter	EPA Method	Result	Qual	XQ	Units	MDL	PQL	Date	Analyst
Antimony, total (3050)	M6020 ICP-MS	0.2	B	*	mg/Kg	0.2	1	08/29/08 6:40	rac
Arsenic, total (3050)	M6020 ICP-MS	3.5		*	mg/Kg	0.3	0.5	08/29/08 6:40	rac L1
Barium, total (3050)	M6010B ICP	303			mg/Kg	0.3	2	08/28/08 3:09	aeh
Beryllium, total (3050)	M6010B ICP	1.6			mg/Kg	0.2	1	08/28/08 3:09	aeh
Cadmium, total (3050)	M6010B ICP		U		mg/Kg	0.5	2	08/28/08 3:09	aeh
Chromium, total (3050)	M6010B ICP	7		*	mg/Kg	1	5	08/28/08 3:09	aeh
Cobalt, total (3050)	M6010B ICP	10		*	mg/Kg	1	5	08/28/08 3:09	aeh
Copper, total (3050)	M6010B ICP	63		*	mg/Kg	1	5	08/28/08 3:09	aeh
Lead, total (3050)	M6020 ICP-MS	10.80		*	mg/Kg	0.05	0.3	08/29/08 6:40	rac
Manganese, total (3050)	M6010B ICP	975		*	mg/Kg	0.5	3	08/28/08 3:09	aeh
Mercury, total	M7471A CVAA	0.04	B		mg/Kg	0.04	0.2	08/23/08 17:15	jws/pmc
Molybdenum, total (3050)	M6010B ICP	6		*	mg/Kg	1	5	08/28/08 3:09	aeh
Nickel, total (3050)	M6010B ICP	6			mg/Kg	1	5	08/28/08 3:09	aeh
Selenium, total (3050)	M6020 ICP-MS	0.34			mg/Kg	0.05	0.3	08/29/08 6:40	rac
Thallium, total (3050)	M6020 ICP-MS	0.25	B		mg/Kg	0.05	0.3	08/29/08 6:40	rac
Uranium, total (3050)	M6020 ICP-MS	2.11		*	mg/Kg	0.05	0.3	08/29/08 6:40	rac
Zinc, total (3050)	M6010B ICP	51		*	mg/Kg	1	5	08/28/08 3:09	aeh

Soil Analysis

Parameter	EPA Method	Result	Qual	XQ	Units	MDL	PQL	Date	Analyst
Solids, Percent	CLPSOW390, PART F, D-98	93.3		*	%	0.1	0.5	08/18/08 19:10	bjl

Soil Preparation

Parameter	EPA Method	Result	Qual	XQ	Units	MDL	PQL	Date	Analyst
Air Dry at 34 Degrees C	USDA No. 1, 1972			*				08/18/08 17:00	bjl
Digestion - Hot Plate	M3050B ICP-MS							08/24/08 9:00	bjl
Sieve-2000 um (2.0mm)	ASA No.9, 15-4.2.2			*				08/23/08 3:11	lwt/bjl

Arizona license number: AZ0102

ER 9/16/08

** Please refer to Qualifier Reports for details.*

ACZ Laboratories, Inc.

2773 Downhill Drive Steamboat Springs, CO 80487 (800) 334-5493

Inorganic Analytical Results

FMI Gold & Copper - Sierrita
Project ID:
Sample ID: RP-JS-02-1-3

ACZ Sample ID: ***L71134-02***
Date Sampled: *08/12/08 08:11*
Date Received: *08/13/08*
Sample Matrix: *Soil*

Metals Analysis

Parameter	EPA Method	Result	Qual	XQ	Units	MDL	PQL	Date	Analyst
Antimony, total (3050)	M6020 ICP-MS		U	*	mg/Kg	0.2	1	08/29/08 6:53	rac
Arsenic, total (3050)	M6020 ICP-MS	3.5		*	mg/Kg	0.3	0.5	08/29/08 6:53	rac L1
Barium, total (3050)	M6010B ICP	47.3			mg/Kg	0.3	2	08/28/08 3:13	aeh
Beryllium, total (3050)	M6010B ICP		U		mg/Kg	0.2	1	08/28/08 3:13	aeh
Cadmium, total (3050)	M6010B ICP		U		mg/Kg	0.5	2	08/28/08 3:13	aeh
Chromium, total (3050)	M6010B ICP	3	B	*	mg/Kg	1	5	08/28/08 3:13	aeh
Cobalt, total (3050)	M6010B ICP	2	B	*	mg/Kg	1	5	08/28/08 3:13	aeh
Copper, total (3050)	M6010B ICP	74		*	mg/Kg	1	5	08/28/08 3:13	aeh
Lead, total (3050)	M6020 ICP-MS	8.50		*	mg/Kg	0.05	0.3	08/29/08 6:53	rac
Manganese, total (3050)	M6010B ICP	160		*	mg/Kg	0.5	3	08/28/08 3:13	aeh
Mercury, total	M7471A CVAA		U		mg/Kg	0.04	0.2	08/23/08 17:17	jws/pmc
Molybdenum, total (3050)	M6010B ICP	121		*	mg/Kg	1	5	08/28/08 3:13	aeh
Nickel, total (3050)	M6010B ICP		U		mg/Kg	1	5	08/28/08 3:13	aeh
Selenium, total (3050)	M6020 ICP-MS	0.74			mg/Kg	0.05	0.3	08/29/08 6:53	rac
Thallium, total (3050)	M6020 ICP-MS	0.11	B		mg/Kg	0.05	0.3	08/29/08 6:53	rac
Uranium, total (3050)	M6020 ICP-MS	1.07		*	mg/Kg	0.05	0.3	08/29/08 6:53	rac
Zinc, total (3050)	M6010B ICP	23		*	mg/Kg	1	5	08/28/08 3:13	aeh

Soil Analysis

Parameter	EPA Method	Result	Qual	XQ	Units	MDL	PQL	Date	Analyst
Solids, Percent	CLPSOW390, PART F, D-98	87.8		*	%	0.1	0.5	08/18/08 21:21	bjl

Soil Preparation

Parameter	EPA Method	Result	Qual	XQ	Units	MDL	PQL	Date	Analyst
Air Dry at 34 Degrees C	USDA No. 1, 1972			*				08/18/08 17:31	bjl
Digestion - Hot Plate	M3050B ICP-MS							08/24/08 9:22	bjl
Sieve-2000 um (2.0mm)	ASA No.9, 15-4.2.2			*				08/23/08 4:19	lwt/bjl

Arizona license number: AZ0102

EQ 9/16/08

** Please refer to Qualifier Reports for details.*

ACZ Laboratories, Inc.

2773 Downhill Drive Steamboat Springs, CO 80487 (800) 334-5493

Inorganic Analytical Results

FMI Gold & Copper - Sierrita
Project ID:
Sample ID: RP-JS-02-1-3D

ACZ Sample ID: ***L71134-03***
Date Sampled: *08/12/08 08:11*
Date Received: *08/13/08*
Sample Matrix: *Soil*

Metals Analysis

Parameter	EPA Method	Result	Qual	XQ	Units	MDL	PQL	Date	Analyst
Antimony, total (3050)	M6020 ICP-MS		U	*	mg/Kg	0.2	1	08/29/08 7:00	rac
Arsenic, total (3050)	M6020 ICP-MS	3.7		*	mg/Kg	0.3	0.5	08/29/08 7:00	rac L1
Barium, total (3050)	M6010B ICP	49.3			mg/Kg	0.3	2	08/28/08 3:16	aeh
Beryllium, total (3050)	M6010B ICP		U		mg/Kg	0.2	1	08/28/08 3:16	aeh
Cadmium, total (3050)	M6010B ICP		U		mg/Kg	0.5	2	08/28/08 3:16	aeh
Chromium, total (3050)	M6010B ICP	3	B	*	mg/Kg	1	5	08/28/08 3:16	aeh
Cobalt, total (3050)	M6010B ICP	2	B	*	mg/Kg	1	5	08/28/08 3:16	aeh
Copper, total (3050)	M6010B ICP	81		*	mg/Kg	1	5	08/28/08 3:16	aeh
Lead, total (3050)	M6020 ICP-MS	9.53		*	mg/Kg	0.05	0.3	08/29/08 7:00	rac
Manganese, total (3050)	M6010B ICP	169		*	mg/Kg	0.5	3	08/28/08 3:16	aeh
Mercury, total	M7471A CVAA	0.05	B		mg/Kg	0.04	0.2	08/23/08 17:19	jws/pmc
Molybdenum, total (3050)	M6010B ICP	109		*	mg/Kg	1	5	08/28/08 3:16	aeh
Nickel, total (3050)	M6010B ICP		U		mg/Kg	1	5	08/28/08 3:16	aeh
Selenium, total (3050)	M6020 ICP-MS	0.89			mg/Kg	0.05	0.3	08/29/08 7:00	rac
Thallium, total (3050)	M6020 ICP-MS	0.12	B		mg/Kg	0.05	0.3	08/29/08 7:00	rac
Uranium, total (3050)	M6020 ICP-MS	1.25		*	mg/Kg	0.05	0.3	08/29/08 7:00	rac
Zinc, total (3050)	M6010B ICP	26		*	mg/Kg	1	5	08/28/08 3:16	aeh

Soil Analysis

Parameter	EPA Method	Result	Qual	XQ	Units	MDL	PQL	Date	Analyst
Solids, Percent	CLPSOW390, PART F, D-98	86.7		*	%	0.1	0.5	08/19/08 1:43	bjl

Soil Preparation

Parameter	EPA Method	Result	Qual	XQ	Units	MDL	PQL	Date	Analyst
Air Dry at 34 Degrees C	USDA No. 1, 1972			*				08/18/08 18:03	bjl
Digestion - Hot Plate	M3050B ICP-MS							08/24/08 9:45	bjl
Sieve-2000 um (2.0mm)	ASA No.9, 15-4.2.2			*				08/23/08 5:27	lwt/bjl

Arizona license number: AZ0102

EQ 9/16/08

** Please refer to Qualifier Reports for details.*

ACZ Laboratories, Inc.

2773 Downhill Drive Steamboat Springs, CO 80487 (800) 334-5493

Inorganic Analytical Results

FMI Gold & Copper - Sierrita
Project ID:
Sample ID: RP-JS-02-5-7

ACZ Sample ID: ***L71134-04***
Date Sampled: *08/12/08 08:21*
Date Received: *08/13/08*
Sample Matrix: *Soil*

Metals Analysis

Parameter	EPA Method	Result	Qual	XQ	Units	MDL	PQL	Date	Analyst
Antimony, total (3050)	M6020 ICP-MS		U	*	mg/Kg	0.2	1	08/29/08 7:20	rac
Arsenic, total (3050)	M6020 ICP-MS	5.2		*	mg/Kg	0.3	0.5	08/29/08 7:20	rac L1
Barium, total (3050)	M6010B ICP	188			mg/Kg	0.3	2	08/28/08 3:20	aeh
Beryllium, total (3050)	M6010B ICP	0.8	B		mg/Kg	0.2	1	08/28/08 3:20	aeh
Cadmium, total (3050)	M6010B ICP		U		mg/Kg	0.5	2	08/28/08 3:20	aeh
Chromium, total (3050)	M6010B ICP	4	B	*	mg/Kg	1	5	08/28/08 3:20	aeh
Cobalt, total (3050)	M6010B ICP	10		*	mg/Kg	1	5	08/28/08 3:20	aeh
Copper, total (3050)	M6010B ICP	123		*	mg/Kg	1	5	08/28/08 3:20	aeh
Lead, total (3050)	M6020 ICP-MS	7.69		*	mg/Kg	0.05	0.3	08/29/08 7:20	rac
Manganese, total (3050)	M6010B ICP	1250		*	mg/Kg	0.5	3	08/28/08 3:20	aeh
Mercury, total	M7471A CVAA		U		mg/Kg	0.04	0.2	08/23/08 17:21	jws/pmc
Molybdenum, total (3050)	M6010B ICP	32		*	mg/Kg	1	5	08/28/08 3:20	aeh
Nickel, total (3050)	M6010B ICP	4	B		mg/Kg	1	5	08/28/08 3:20	aeh
Selenium, total (3050)	M6020 ICP-MS	0.70			mg/Kg	0.05	0.3	08/29/08 7:20	rac
Thallium, total (3050)	M6020 ICP-MS	0.17	B		mg/Kg	0.05	0.3	08/29/08 7:20	rac
Uranium, total (3050)	M6020 ICP-MS	2.12		*	mg/Kg	0.05	0.3	08/29/08 7:20	rac
Zinc, total (3050)	M6010B ICP	71		*	mg/Kg	1	5	08/28/08 3:20	aeh

Soil Analysis

Parameter	EPA Method	Result	Qual	XQ	Units	MDL	PQL	Date	Analyst
Solids, Percent	CLPSOW390, PART F, D-98	86.3		*	%	0.1	0.5	08/19/08 3:54	bjl

Soil Preparation

Parameter	EPA Method	Result	Qual	XQ	Units	MDL	PQL	Date	Analyst
Air Dry at 34 Degrees C	USDA No. 1, 1972			*				08/18/08 18:34	bjl
Digestion - Hot Plate	M3050B ICP-MS							08/24/08 10:07	bjl
Sieve-2000 um (2.0mm)	ASA No.9, 15-4.2.2			*				08/23/08 6:35	lwt/bjl

Arizona license number: AZ0102

EC 9/16/08

** Please refer to Qualifier Reports for details.*

ACZ Laboratories, Inc.

2773 Downhill Drive Steamboat Springs, CO 80487 (800) 334-5493

Inorganic Analytical Results

FMI Gold & Copper - Sierrita
Project ID:
Sample ID: RP-JS-02-10-12

ACZ Sample ID: ***L71134-05***
Date Sampled: *08/12/08 08:37*
Date Received: *08/13/08*
Sample Matrix: *Soil*

Metals Analysis

Parameter	EPA Method	Result	Qual	XQ	Units	MDL	PQL	Date	Analyst
Antimony, total (3050)	M6020 ICP-MS	0.3	B	*	mg/Kg	0.2	1	08/29/08 7:27	rac
Arsenic, total (3050)	M6020 ICP-MS	3.3		*	mg/Kg	0.3	0.5	08/29/08 7:27	rac L1
Barium, total (3050)	M6010B ICP	50.9			mg/Kg	0.3	2	08/28/08 3:23	aeh
Beryllium, total (3050)	M6010B ICP	0.5	B		mg/Kg	0.2	1	08/28/08 3:23	aeh
Cadmium, total (3050)	M6010B ICP		U		mg/Kg	0.5	2	08/28/08 3:23	aeh
Chromium, total (3050)	M6010B ICP	2	B	*	mg/Kg	1	5	08/28/08 3:23	aeh
Cobalt, total (3050)	M6010B ICP	16		*	mg/Kg	1	5	08/28/08 3:23	aeh
Copper, total (3050)	M6010B ICP	323		*	mg/Kg	1	5	08/28/08 3:23	aeh
Lead, total (3050)	M6020 ICP-MS	14.50		*	mg/Kg	0.05	0.3	08/29/08 7:27	rac
Manganese, total (3050)	M6010B ICP	713		*	mg/Kg	0.5	3	08/28/08 3:23	aeh
Mercury, total	M7471A CVAA	0.07	B		mg/Kg	0.04	0.2	08/23/08 17:23	jws/pmc
Molybdenum, total (3050)	M6010B ICP	93		*	mg/Kg	1	5	08/28/08 3:23	aeh
Nickel, total (3050)	M6010B ICP	5			mg/Kg	1	5	08/28/08 3:23	aeh
Selenium, total (3050)	M6020 ICP-MS	0.93			mg/Kg	0.05	0.3	08/29/08 7:27	rac
Thallium, total (3050)	M6020 ICP-MS	0.12	B		mg/Kg	0.05	0.3	08/29/08 7:27	rac
Uranium, total (3050)	M6020 ICP-MS	9.12		*	mg/Kg	0.05	0.3	08/29/08 7:27	rac
Zinc, total (3050)	M6010B ICP	139		*	mg/Kg	1	5	08/28/08 3:23	aeh

Soil Analysis

Parameter	EPA Method	Result	Qual	XQ	Units	MDL	PQL	Date	Analyst
Solids, Percent	CLPSOW390, PART F, D-98	88.4		*	%	0.1	0.5	08/19/08 6:05	bjl

Soil Preparation

Parameter	EPA Method	Result	Qual	XQ	Units	MDL	PQL	Date	Analyst
Air Dry at 34 Degrees C	USDA No. 1, 1972			*				08/18/08 19:06	bjl
Digestion - Hot Plate	M3050B ICP-MS							08/24/08 10:30	bjl
Sieve-2000 um (2.0mm)	ASA No.9, 15-4.2.2			*				08/23/08 7:43	lwt/bjl

Arizona license number: AZ0102

EE 9/16/08

** Please refer to Qualifier Reports for details.*

ACZ Laboratories, Inc.
2773 Downhill Drive Steamboat Springs, CO 80487 (800) 334-5493

Inorganic Analytical Results

FMI Gold & Copper - Sierrita
Project ID:
Sample ID: RP-JS-02-15-17

ACZ Sample ID: ***L71134-06***
Date Sampled: *08/12/08 08:51*
Date Received: *08/13/08*
Sample Matrix: *Soil*

Metals Analysis

Parameter	EPA Method	Result	Qual	XQ	Units	MDL	PQL	Date	Analyst
Antimony, total (3050)	M6020 ICP-MS	0.2	B	*	mg/Kg	0.2	1	08/29/08 7:33	rac
Arsenic, total (3050)	M6020 ICP-MS	3.1		*	mg/Kg	0.3	0.5	08/29/08 7:33	rac L1
Barium, total (3050)	M6010B ICP	47.5			mg/Kg	0.3	2	08/28/08 3:27	aeh
Beryllium, total (3050)	M6010B ICP	0.2	B		mg/Kg	0.2	1	08/28/08 3:27	aeh
Cadmium, total (3050)	M6010B ICP		U		mg/Kg	0.5	2	08/28/08 3:27	aeh
Chromium, total (3050)	M6010B ICP	2	B	*	mg/Kg	1	5	08/28/08 3:27	aeh
Cobalt, total (3050)	M6010B ICP	7		*	mg/Kg	1	5	08/28/08 3:27	aeh
Copper, total (3050)	M6010B ICP	289		*	mg/Kg	1	5	08/28/08 3:27	aeh
Lead, total (3050)	M6020 ICP-MS	14.70		*	mg/Kg	0.05	0.3	08/29/08 7:33	rac
Manganese, total (3050)	M6010B ICP	386		*	mg/Kg	0.5	3	08/28/08 3:27	aeh
Mercury, total	M7471A CVAA		U		mg/Kg	0.04	0.2	08/23/08 17:25	jws/pmc
Molybdenum, total (3050)	M6010B ICP	51		*	mg/Kg	1	5	08/28/08 3:27	aeh
Nickel, total (3050)	M6010B ICP	2	B		mg/Kg	1	5	08/28/08 3:27	aeh
Selenium, total (3050)	M6020 ICP-MS	0.84			mg/Kg	0.05	0.3	08/29/08 7:33	rac
Thallium, total (3050)	M6020 ICP-MS	0.15	B		mg/Kg	0.05	0.3	08/29/08 7:33	rac
Uranium, total (3050)	M6020 ICP-MS	4.35		*	mg/Kg	0.05	0.3	08/29/08 7:33	rac
Zinc, total (3050)	M6010B ICP	64		*	mg/Kg	1	5	08/28/08 3:27	aeh

Soil Analysis

Parameter	EPA Method	Result	Qual	XQ	Units	MDL	PQL	Date	Analyst
Solids, Percent	CLPSOW390, PART F, D-98	83.2		*	%	0.1	0.5	08/19/08 8:15	bjl

Soil Preparation

Parameter	EPA Method	Result	Qual	XQ	Units	MDL	PQL	Date	Analyst
Air Dry at 34 Degrees C	USDA No. 1, 1972			*				08/18/08 19:37	bjl
Digestion - Hot Plate	M3050B ICP-MS							08/24/08 10:52	bjl
Sieve-2000 um (2.0mm)	ASA No.9, 15-4.2.2			*				08/23/08 8:51	lwt/bjl

Arizona license number: AZ0102

EE 9/16/08

** Please refer to Qualifier Reports for details.*

ACZ Laboratories, Inc.

2773 Downhill Drive Steamboat Springs, CO 80487 (800) 334-5493

Inorganic Analytical Results

FMI Gold & Copper - Sierrita
Project ID:
Sample ID: RP-JS-01-0-1

ACZ Sample ID: ***L71134-07***
Date Sampled: *08/12/08 09:21*
Date Received: *08/13/08*
Sample Matrix: *Soil*

Metals Analysis

Parameter	EPA Method	Result	Qual	XQ	Units	MDL	PQL	Date	Analyst
Antimony, total (3050)	M6020 ICP-MS		U	*	mg/Kg	0.2	1	08/29/08 7:40	rac
Arsenic, total (3050)	M6020 ICP-MS	3.5		*	mg/Kg	0.3	0.5	08/29/08 7:40	rac L1
Barium, total (3050)	M6010B ICP	127			mg/Kg	0.3	2	08/28/08 3:37	aeh
Beryllium, total (3050)	M6010B ICP	0.6	B		mg/Kg	0.2	1	08/28/08 3:37	aeh
Cadmium, total (3050)	M6010B ICP		U		mg/Kg	0.5	2	08/28/08 3:37	aeh
Chromium, total (3050)	M6010B ICP	4	B	*	mg/Kg	1	5	08/28/08 3:37	aeh
Cobalt, total (3050)	M6010B ICP	5	B	*	mg/Kg	1	5	08/28/08 3:37	aeh
Copper, total (3050)	M6010B ICP	124		*	mg/Kg	1	5	08/28/08 3:37	aeh
Lead, total (3050)	M6020 ICP-MS	11.40		*	mg/Kg	0.05	0.3	08/29/08 7:40	rac
Manganese, total (3050)	M6010B ICP	271		*	mg/Kg	0.5	3	08/28/08 3:37	aeh
Mercury, total	M7471A CVAA	0.07	B		mg/Kg	0.04	0.2	08/23/08 17:28	jws/pmc
Molybdenum, total (3050)	M6010B ICP	51		*	mg/Kg	1	5	08/28/08 3:37	aeh
Nickel, total (3050)	M6010B ICP	2	B		mg/Kg	1	5	08/28/08 3:37	aeh
Selenium, total (3050)	M6020 ICP-MS	0.91			mg/Kg	0.05	0.3	08/29/08 7:40	rac
Thallium, total (3050)	M6020 ICP-MS	0.15	B		mg/Kg	0.05	0.3	08/29/08 7:40	rac
Uranium, total (3050)	M6020 ICP-MS	2.64		*	mg/Kg	0.05	0.3	08/29/08 7:40	rac
Zinc, total (3050)	M6010B ICP	40		*	mg/Kg	1	5	08/28/08 3:37	aeh

Soil Analysis

Parameter	EPA Method	Result	Qual	XQ	Units	MDL	PQL	Date	Analyst
Solids, Percent	CLPSOW390, PART F, D-98	91.2		*	%	0.1	0.5	08/19/08 10:26	bjl

Soil Preparation

Parameter	EPA Method	Result	Qual	XQ	Units	MDL	PQL	Date	Analyst
Air Dry at 34 Degrees C	USDA No. 1, 1972			*				08/18/08 20:09	bjl
Digestion - Hot Plate	M3050B ICP-MS							08/24/08 11:15	bjl
Sieve-2000 um (2.0mm)	ASA No.9, 15-4.2.2			*				08/23/08 9:59	lwt/bjl

Arizona license number: AZ0102

EE 9/16/08

** Please refer to Qualifier Reports for details.*

ACZ Laboratories, Inc.

2773 Downhill Drive Steamboat Springs, CO 80487 (800) 334-5493

Inorganic Analytical Results

FMI Gold & Copper - Sierrita
Project ID:
Sample ID: RP-JS-01-1-3

ACZ Sample ID: ***L71134-08***
Date Sampled: *08/12/08 09:21*
Date Received: *08/13/08*
Sample Matrix: *Soil*

Metals Analysis

Parameter	EPA Method	Result	Qual	XQ	Units	MDL	PQL	Date	Analyst
Antimony, total (3050)	M6020 ICP-MS		U	*	mg/Kg	0.2	1	08/29/08 7:47	rac
Arsenic, total (3050)	M6020 ICP-MS	3.1		*	mg/Kg	0.3	0.5	08/29/08 7:47	rac L1
Barium, total (3050)	M6010B ICP	46.1			mg/Kg	0.3	2	08/28/08 3:40	aeh
Beryllium, total (3050)	M6010B ICP	0.2	B		mg/Kg	0.2	1	08/28/08 3:40	aeh
Cadmium, total (3050)	M6010B ICP		U		mg/Kg	0.5	2	08/28/08 3:40	aeh
Chromium, total (3050)	M6010B ICP	4	B	*	mg/Kg	1	5	08/28/08 3:40	aeh
Cobalt, total (3050)	M6010B ICP	5		*	mg/Kg	1	5	08/28/08 3:40	aeh
Copper, total (3050)	M6010B ICP	183		*	mg/Kg	1	5	08/28/08 3:40	aeh
Lead, total (3050)	M6020 ICP-MS	12.70		*	mg/Kg	0.05	0.3	08/29/08 7:47	rac
Manganese, total (3050)	M6010B ICP	244		*	mg/Kg	0.5	3	08/28/08 3:40	aeh
Mercury, total	M7471A CVAA		U		mg/Kg	0.04	0.2	08/23/08 17:30	jws/pmc
Molybdenum, total (3050)	M6010B ICP	86		*	mg/Kg	1	5	08/28/08 3:40	aeh
Nickel, total (3050)	M6010B ICP	2	B		mg/Kg	1	5	08/28/08 3:40	aeh
Selenium, total (3050)	M6020 ICP-MS	0.80			mg/Kg	0.05	0.3	08/29/08 7:47	rac
Thallium, total (3050)	M6020 ICP-MS	0.13	B		mg/Kg	0.05	0.3	08/29/08 7:47	rac
Uranium, total (3050)	M6020 ICP-MS	2.44		*	mg/Kg	0.05	0.3	08/29/08 7:47	rac
Zinc, total (3050)	M6010B ICP	43		*	mg/Kg	1	5	08/28/08 3:40	aeh

Soil Analysis

Parameter	EPA Method	Result	Qual	XQ	Units	MDL	PQL	Date	Analyst
Solids, Percent	CLPSOW390, PART F, D-98	87.8		*	%	0.1	0.5	08/19/08 12:37	bjl

Soil Preparation

Parameter	EPA Method	Result	Qual	XQ	Units	MDL	PQL	Date	Analyst
Air Dry at 34 Degrees C	USDA No. 1, 1972			*				08/18/08 20:41	bjl
Digestion - Hot Plate	M3050B ICP-MS							08/24/08 11:37	bjl
Sieve-2000 um (2.0mm)	ASA No.9, 15-4.2.2			*				08/23/08 11:06	lwt/bjl

Arizona license number: AZ0102

EQ 9/16/08

** Please refer to Qualifier Reports for details.*

ACZ Laboratories, Inc.

2773 Downhill Drive Steamboat Springs, CO 80487 (800) 334-5493

Inorganic Analytical Results

FMI Gold & Copper - Sierrita
Project ID:
Sample ID: RP-JS-01-1-3D

ACZ Sample ID: ***L71134-09***
Date Sampled: *08/12/08 09:21*
Date Received: *08/13/08*
Sample Matrix: *Soil*

Metals Analysis

Parameter	EPA Method	Result	Qual	XQ	Units	MDL	PQL	Date	Analyst
Antimony, total (3050)	M6020 ICP-MS		U	*	mg/Kg	0.2	1	08/29/08 7:53	rac
Arsenic, total (3050)	M6020 ICP-MS	3.1		*	mg/Kg	0.3	0.5	08/29/08 7:53	rac L1
Barium, total (3050)	M6010B ICP	41.8			mg/Kg	0.3	2	08/28/08 3:44	aeh
Beryllium, total (3050)	M6010B ICP		U		mg/Kg	0.2	1	08/28/08 3:44	aeh
Cadmium, total (3050)	M6010B ICP		U		mg/Kg	0.5	2	08/28/08 3:44	aeh
Chromium, total (3050)	M6010B ICP	4	B	*	mg/Kg	1	5	08/28/08 3:44	aeh
Cobalt, total (3050)	M6010B ICP	5	B	*	mg/Kg	1	5	08/28/08 3:44	aeh
Copper, total (3050)	M6010B ICP	181		*	mg/Kg	1	5	08/28/08 3:44	aeh
Lead, total (3050)	M6020 ICP-MS	13.40		*	mg/Kg	0.05	0.3	08/29/08 7:53	rac
Manganese, total (3050)	M6010B ICP	239		*	mg/Kg	0.5	3	08/28/08 3:44	aeh
Mercury, total	M7471A CVAA		U		mg/Kg	0.04	0.2	08/23/08 17:37	jws/pmc
Molybdenum, total (3050)	M6010B ICP	66		*	mg/Kg	1	5	08/28/08 3:44	aeh
Nickel, total (3050)	M6010B ICP	1	B		mg/Kg	1	5	08/28/08 3:44	aeh
Selenium, total (3050)	M6020 ICP-MS	0.80			mg/Kg	0.05	0.3	08/29/08 7:53	rac
Thallium, total (3050)	M6020 ICP-MS	0.14	B		mg/Kg	0.05	0.3	08/29/08 7:53	rac
Uranium, total (3050)	M6020 ICP-MS	2.35		*	mg/Kg	0.05	0.3	08/29/08 7:53	rac
Zinc, total (3050)	M6010B ICP	42		*	mg/Kg	1	5	08/28/08 3:44	aeh

Soil Analysis

Parameter	EPA Method	Result	Qual	XQ	Units	MDL	PQL	Date	Analyst
Solids, Percent	CLPSOW390, PART F, D-98	89.2		*	%	0.1	0.5	08/19/08 14:48	bjl

Soil Preparation

Parameter	EPA Method	Result	Qual	XQ	Units	MDL	PQL	Date	Analyst
Air Dry at 34 Degrees C	USDA No. 1, 1972			*				08/18/08 21:12	bjl
Digestion - Hot Plate	M3050B ICP-MS							08/24/08 12:00	bjl
Sieve-2000 um (2.0mm)	ASA No.9, 15-4.2.2			*				08/23/08 12:14	lwt/bjl

Arizona license number: AZ0102

ER 9/16/08

** Please refer to Qualifier Reports for details.*

ACZ Laboratories, Inc.

2773 Downhill Drive Steamboat Springs, CO 80487 (800) 334-5493

Inorganic Analytical Results

FMI Gold & Copper - Sierrita
Project ID:
Sample ID: RP-JS-01-5-7

ACZ Sample ID: ***L71134-10***
Date Sampled: *08/12/08 09:40*
Date Received: *08/13/08*
Sample Matrix: *Soil*

Metals Analysis

Parameter	EPA Method	Result	Qual	XQ	Units	MDL	PQL	Date	Analyst
Antimony, total (3050)	M6020 ICP-MS		U	*	mg/Kg	0.2	1	08/29/08 8:00	rac
Arsenic, total (3050)	M6020 ICP-MS	1.9		*	mg/Kg	0.3	0.5	08/29/08 8:00	rac L1
Barium, total (3050)	M6010B ICP	49.0			mg/Kg	0.3	2	08/28/08 3:47	aeh
Beryllium, total (3050)	M6010B ICP		U		mg/Kg	0.2	1	08/28/08 3:47	aeh
Cadmium, total (3050)	M6010B ICP		U		mg/Kg	0.5	2	08/28/08 3:47	aeh
Chromium, total (3050)	M6010B ICP	2	B	*	mg/Kg	1	5	08/28/08 3:47	aeh
Cobalt, total (3050)	M6010B ICP	5	B	*	mg/Kg	1	5	08/28/08 3:47	aeh
Copper, total (3050)	M6010B ICP	137		*	mg/Kg	1	5	08/28/08 3:47	aeh
Lead, total (3050)	M6020 ICP-MS	6.43		*	mg/Kg	0.05	0.3	08/29/08 8:00	rac
Manganese, total (3050)	M6010B ICP	231		*	mg/Kg	0.5	3	08/28/08 3:47	aeh
Mercury, total	M7471A CVAA		U		mg/Kg	0.04	0.2	08/23/08 17:39	jws/pmc
Molybdenum, total (3050)	M6010B ICP	33		*	mg/Kg	1	5	08/28/08 3:47	aeh
Nickel, total (3050)	M6010B ICP	2	B		mg/Kg	1	5	08/28/08 3:47	aeh
Selenium, total (3050)	M6020 ICP-MS	0.60			mg/Kg	0.05	0.3	08/29/08 8:00	rac
Thallium, total (3050)	M6020 ICP-MS	0.08	B		mg/Kg	0.05	0.3	08/29/08 8:00	rac
Uranium, total (3050)	M6020 ICP-MS	1.26		*	mg/Kg	0.05	0.3	08/29/08 8:00	rac
Zinc, total (3050)	M6010B ICP	36		*	mg/Kg	1	5	08/28/08 3:47	aeh

Soil Analysis

Parameter	EPA Method	Result	Qual	XQ	Units	MDL	PQL	Date	Analyst
Solids, Percent	CLPSOW390, PART F, D-98	90.9		*	%	0.1	0.5	08/19/08 16:59	bjl

Soil Preparation

Parameter	EPA Method	Result	Qual	XQ	Units	MDL	PQL	Date	Analyst
Air Dry at 34 Degrees C	USDA No. 1, 1972			*				08/18/08 21:44	bjl
Digestion - Hot Plate	M3050B ICP-MS							08/24/08 12:22	bjl
Sieve-2000 um (2.0mm)	ASA No.9, 15-4.2.2			*				08/23/08 13:22	lwt/bjl

Arizona license number: AZ0102

EC 9/16/08

** Please refer to Qualifier Reports for details.*

ACZ Laboratories, Inc.
2773 Downhill Drive Steamboat Springs, CO 80487 (800) 334-5493

Inorganic Analytical Results

FMI Gold & Copper - Sierrita
Project ID:
Sample ID: RP-JS-01-10-12

ACZ Sample ID: ***L71134-11***
Date Sampled: *08/12/08 09:53*
Date Received: *08/13/08*
Sample Matrix: *Soil*

Metals Analysis

Parameter	EPA Method	Result	Qual	XQ	Units	MDL	PQL	Date	Analyst
Antimony, total (3050)	M6020 ICP-MS		U	*	mg/Kg	0.2	1	08/29/08 8:07	rac
Arsenic, total (3050)	M6020 ICP-MS	2.6		*	mg/Kg	0.3	0.5	08/29/08 8:07	rac L1
Barium, total (3050)	M6010B ICP	50.8			mg/Kg	0.3	2	08/28/08 3:51	aeh
Beryllium, total (3050)	M6010B ICP	0.3	B		mg/Kg	0.2	1	08/28/08 3:51	aeh
Cadmium, total (3050)	M6010B ICP		U		mg/Kg	0.5	2	08/28/08 3:51	aeh
Chromium, total (3050)	M6010B ICP	2	B	*	mg/Kg	1	5	08/28/08 3:51	aeh
Cobalt, total (3050)	M6010B ICP	5		*	mg/Kg	1	5	08/28/08 3:51	aeh
Copper, total (3050)	M6010B ICP	466		*	mg/Kg	1	5	08/28/08 3:51	aeh
Lead, total (3050)	M6020 ICP-MS	9.69		*	mg/Kg	0.05	0.3	08/29/08 8:07	rac
Manganese, total (3050)	M6010B ICP	207		*	mg/Kg	0.5	3	08/28/08 3:51	aeh
Mercury, total	M7471A CVAA	0.06	B		mg/Kg	0.04	0.2	08/23/08 17:41	jws/pmc
Molybdenum, total (3050)	M6010B ICP	126		*	mg/Kg	1	5	08/28/08 3:51	aeh
Nickel, total (3050)	M6010B ICP	2	B		mg/Kg	1	5	08/28/08 3:51	aeh
Selenium, total (3050)	M6020 ICP-MS	1.04			mg/Kg	0.05	0.3	08/29/08 8:07	rac
Thallium, total (3050)	M6020 ICP-MS	0.09	B		mg/Kg	0.05	0.3	08/29/08 8:07	rac
Uranium, total (3050)	M6020 ICP-MS	2.25		*	mg/Kg	0.05	0.3	08/29/08 8:07	rac
Zinc, total (3050)	M6010B ICP	48		*	mg/Kg	1	5	08/28/08 3:51	aeh

Soil Analysis

Parameter	EPA Method	Result	Qual	XQ	Units	MDL	PQL	Date	Analyst
Solids, Percent	CLPSOW390, PART F, D-98	85.8		*	%	0.1	0.5	08/19/08 19:10	bjl

Soil Preparation

Parameter	EPA Method	Result	Qual	XQ	Units	MDL	PQL	Date	Analyst
Air Dry at 34 Degrees C	USDA No. 1, 1972			*				08/18/08 22:15	bjl
Digestion - Hot Plate	M3050B ICP-MS							08/24/08 12:45	bjl
Sieve-2000 um (2.0mm)	ASA No.9, 15-4.2.2			*				08/23/08 14:30	lwt/bjl

Arizona license number: AZ0102

EQ 9/16/08

** Please refer to Qualifier Reports for details.*

ACZ Laboratories, Inc.
2773 Downhill Drive Steamboat Springs, CO 80487 (800) 334-5493

Inorganic Analytical Results

FMI Gold & Copper - Sierrita
Project ID:
Sample ID: RP-JS-01-15-17

ACZ Sample ID: ***L71134-12***
Date Sampled: *08/12/08 10:05*
Date Received: *08/13/08*
Sample Matrix: *Soil*

Metals Analysis

Parameter	EPA Method	Result	Qual	XQ	Units	MDL	PQL	Date	Analyst
Antimony, total (3050)	M6020 ICP-MS	0.3	B	*	mg/Kg	0.2	1	08/29/08 8:13	rac
Arsenic, total (3050)	M6020 ICP-MS	3.6		*	mg/Kg	0.3	0.5	08/29/08 8:13	rac L1
Barium, total (3050)	M6010B ICP	56.8			mg/Kg	0.3	2	08/28/08 3:54	aeh
Beryllium, total (3050)	M6010B ICP	0.3	B		mg/Kg	0.2	1	08/28/08 3:54	aeh
Cadmium, total (3050)	M6010B ICP		U		mg/Kg	0.5	2	08/28/08 3:54	aeh
Chromium, total (3050)	M6010B ICP	2	B	*	mg/Kg	1	5	08/28/08 3:54	aeh
Cobalt, total (3050)	M6010B ICP	6		*	mg/Kg	1	5	08/28/08 3:54	aeh
Copper, total (3050)	M6010B ICP	254		*	mg/Kg	1	5	08/28/08 3:54	aeh
Lead, total (3050)	M6020 ICP-MS	11.30		*	mg/Kg	0.05	0.3	08/29/08 8:13	rac
Manganese, total (3050)	M6010B ICP	368		*	mg/Kg	0.5	3	08/28/08 3:54	aeh
Mercury, total	M7471A CVAA		U		mg/Kg	0.04	0.2	08/23/08 17:44	jws/pmc
Molybdenum, total (3050)	M6010B ICP	67		*	mg/Kg	1	5	08/28/08 3:54	aeh
Nickel, total (3050)	M6010B ICP	2	B		mg/Kg	1	5	08/28/08 3:54	aeh
Selenium, total (3050)	M6020 ICP-MS	0.93			mg/Kg	0.05	0.3	08/29/08 8:13	rac
Thallium, total (3050)	M6020 ICP-MS	0.15	B		mg/Kg	0.05	0.3	08/29/08 8:13	rac
Uranium, total (3050)	M6020 ICP-MS	4.60		*	mg/Kg	0.05	0.3	08/29/08 8:13	rac
Zinc, total (3050)	M6010B ICP	84		*	mg/Kg	1	5	08/28/08 3:54	aeh

Soil Analysis

Parameter	EPA Method	Result	Qual	XQ	Units	MDL	PQL	Date	Analyst
Solids, Percent	CLPSOW390, PART F, D-98	83.4		*	%	0.1	0.5	08/19/08 21:20	bjl

Soil Preparation

Parameter	EPA Method	Result	Qual	XQ	Units	MDL	PQL	Date	Analyst
Air Dry at 34 Degrees C	USDA No. 1, 1972			*				08/18/08 22:47	bjl
Digestion - Hot Plate	M3050B ICP-MS							08/24/08 13:07	bjl
Sieve-2000 um (2.0mm)	ASA No.9, 15-4.2.2			*				08/23/08 15:38	lwt/bjl

Arizona license number: AZ0102

EQ 9/16/08

** Please refer to Qualifier Reports for details.*

ACZ Laboratories, Inc.
2773 Downhill Drive Steamboat Springs, CO 80487 (800) 334-5493

Inorganic Analytical Results

FMI Gold & Copper - Sierrita
Project ID:
Sample ID: EM-JS-08-0-1

ACZ Sample ID: ***L71134-13***
Date Sampled: *08/12/08 13:28*
Date Received: *08/13/08*
Sample Matrix: *Soil*

Metals Analysis

Parameter	EPA Method	Result	Qual	XQ	Units	MDL	PQL	Date	Analyst
Antimony, total (3050)	M6020 ICP-MS	1.1		*	mg/Kg	0.2	1	08/29/08 8:20	rac
Arsenic, total (3050)	M6020 ICP-MS	11.9			mg/Kg	0.3	0.5	08/29/08 8:20	rac L1
Barium, total (3050)	M6010B ICP	55.7			mg/Kg	0.3	2	08/28/08 3:58	aeh
Beryllium, total (3050)	M6010B ICP		U		mg/Kg	0.2	1	08/28/08 3:58	aeh
Cadmium, total (3050)	M6010B ICP		U		mg/Kg	0.5	2	08/28/08 3:58	aeh
Chromium, total (3050)	M6010B ICP	5	B	*	mg/Kg	1	5	08/28/08 3:58	aeh
Cobalt, total (3050)	M6010B ICP	4	B	*	mg/Kg	1	5	08/28/08 3:58	aeh
Copper, total (3050)	M6010B ICP	2040		*	mg/Kg	1	5	08/28/08 3:58	aeh
Lead, total (3050)	M6020 ICP-MS	57.00		*	mg/Kg	0.05	0.3	08/29/08 8:20	rac
Manganese, total (3050)	M6010B ICP	166		*	mg/Kg	0.5	3	08/28/08 3:58	aeh
Mercury, total	M7471A CVAA	0.08	B		mg/Kg	0.04	0.2	08/23/08 17:46	jws/pmc
Molybdenum, total (3050)	M6010B ICP	1240		*	mg/Kg	1	5	08/28/08 3:58	aeh
Nickel, total (3050)	M6010B ICP		U		mg/Kg	1	5	08/28/08 3:58	aeh
Selenium, total (3050)	M6020 ICP-MS	3.24			mg/Kg	0.05	0.3	08/29/08 8:20	rac
Thallium, total (3050)	M6020 ICP-MS	0.12	B		mg/Kg	0.05	0.3	08/29/08 8:20	rac
Uranium, total (3050)	M6020 ICP-MS	2.41		*	mg/Kg	0.05	0.3	08/29/08 8:20	rac
Zinc, total (3050)	M6010B ICP	39		*	mg/Kg	1	5	08/28/08 3:58	aeh

Soil Analysis

Parameter	EPA Method	Result	Qual	XQ	Units	MDL	PQL	Date	Analyst
Solids, Percent	CLPSOW390, PART F, D-98	93.9		*	%	0.1	0.5	08/19/08 23:31	bjl

Soil Preparation

Parameter	EPA Method	Result	Qual	XQ	Units	MDL	PQL	Date	Analyst
Air Dry at 34 Degrees C	USDA No. 1, 1972			*				08/18/08 23:19	bjl
Digestion - Hot Plate	M3050B ICP-MS							08/24/08 13:30	bjl
Sieve-2000 um (2.0mm)	ASA No.9, 15-4.2.2			*				08/23/08 16:46	lwt/bjl

Arizona license number: AZ0102

EQ 9/16/08

** Please refer to Qualifier Reports for details.*

ACZ Laboratories, Inc.

2773 Downhill Drive Steamboat Springs, CO 80487 (800) 334-5493

Inorganic Analytical Results

FMI Gold & Copper - Sierrita
Project ID:
Sample ID: EM-JS-08-1-3

ACZ Sample ID: ***L71134-14***
Date Sampled: *08/12/08 13:28*
Date Received: *08/13/08*
Sample Matrix: *Soil*

Metals Analysis

Parameter	EPA Method	Result	Qual	XQ	Units	MDL	PQL	Date	Analyst
Antimony, total (3050)	M6020 ICP-MS	0.4	B	*	mg/Kg	0.2	1	08/29/08 8:40	rac
Arsenic, total (3050)	M6020 ICP-MS	7.7		*	mg/Kg	0.3	0.5	08/29/08 8:40	rac L1
Barium, total (3050)	M6010B ICP	47.3			mg/Kg	0.3	2	08/28/08 4:01	aeh
Beryllium, total (3050)	M6010B ICP		U		mg/Kg	0.2	1	08/28/08 4:01	aeh
Cadmium, total (3050)	M6010B ICP		U		mg/Kg	0.5	2	08/28/08 4:01	aeh
Chromium, total (3050)	M6010B ICP	2	B	*	mg/Kg	1	5	08/28/08 4:01	aeh
Cobalt, total (3050)	M6010B ICP	5	B	*	mg/Kg	1	5	08/28/08 4:01	aeh
Copper, total (3050)	M6010B ICP	1800		*	mg/Kg	1	5	08/28/08 4:01	aeh
Lead, total (3050)	M6020 ICP-MS	152		*	mg/Kg	0.05	0.3	08/29/08 8:40	rac
Manganese, total (3050)	M6010B ICP	190		*	mg/Kg	0.5	3	08/28/08 4:01	aeh
Mercury, total	M7471A CVAA	0.09	B		mg/Kg	0.04	0.2	08/23/08 17:48	jws/pmc
Molybdenum, total (3050)	M6010B ICP	315		*	mg/Kg	1	5	08/28/08 4:01	aeh
Nickel, total (3050)	M6010B ICP		U		mg/Kg	1	5	08/28/08 4:01	aeh
Selenium, total (3050)	M6020 ICP-MS	3.38			mg/Kg	0.05	0.3	08/29/08 8:40	rac
Thallium, total (3050)	M6020 ICP-MS	0.20	B		mg/Kg	0.05	0.3	08/29/08 8:40	rac
Uranium, total (3050)	M6020 ICP-MS	1.17		*	mg/Kg	0.05	0.3	08/29/08 8:40	rac
Zinc, total (3050)	M6010B ICP	39		*	mg/Kg	1	5	08/28/08 4:01	aeh

Soil Analysis

Parameter	EPA Method	Result	Qual	XQ	Units	MDL	PQL	Date	Analyst
Solids, Percent	CLPSOW390, PART F, D-98	91.5		*	%	0.1	0.5	08/20/08 1:42	bjl

Soil Preparation

Parameter	EPA Method	Result	Qual	XQ	Units	MDL	PQL	Date	Analyst
Air Dry at 34 Degrees C	USDA No. 1, 1972			*				08/18/08 23:50	bjl
Digestion - Hot Plate	M3050B ICP-MS							08/24/08 13:52	bjl
Sieve-2000 um (2.0mm)	ASA No.9, 15-4.2.2			*				08/23/08 17:54	lwt/bjl

Arizona license number: AZ0102

ER 9/16/08

** Please refer to Qualifier Reports for details.*

ACZ Laboratories, Inc.

2773 Downhill Drive Steamboat Springs, CO 80487 (800) 334-5493

Inorganic Analytical Results

FMI Gold & Copper - Sierrita
Project ID:
Sample ID: EM-JS-08-1-3D

ACZ Sample ID: ***L71134-15***
Date Sampled: *08/12/08 13:28*
Date Received: *08/13/08*
Sample Matrix: *Soil*

Metals Analysis

Parameter	EPA Method	Result	Qual	XQ	Units	MDL	PQL	Date	Analyst
Antimony, total (3050)	M6020 ICP-MS	0.6	B	*	mg/Kg	0.2	1	08/29/08 8:47	rac
Arsenic, total (3050)	M6020 ICP-MS	8.2		*	mg/Kg	0.3	0.5	08/29/08 8:47	rac L1
Barium, total (3050)	M6010B ICP	69.5			mg/Kg	0.3	2	08/28/08 4:04	aeh
Beryllium, total (3050)	M6010B ICP		U		mg/Kg	0.2	1	08/28/08 4:04	aeh
Cadmium, total (3050)	M6010B ICP		U		mg/Kg	0.5	2	08/28/08 4:04	aeh
Chromium, total (3050)	M6010B ICP	3	B	*	mg/Kg	1	5	08/28/08 4:04	aeh
Cobalt, total (3050)	M6010B ICP	5		*	mg/Kg	1	5	08/28/08 4:04	aeh
Copper, total (3050)	M6010B ICP	1430		*	mg/Kg	1	5	08/28/08 4:04	aeh
Lead, total (3050)	M6020 ICP-MS	51.90		*	mg/Kg	0.05	0.3	08/29/08 8:47	rac
Manganese, total (3050)	M6010B ICP	193		*	mg/Kg	0.5	3	08/28/08 4:04	aeh
Mercury, total	M7471A CVAA	0.07	B		mg/Kg	0.04	0.2	08/23/08 17:50	jws/pmc
Molybdenum, total (3050)	M6010B ICP	342		*	mg/Kg	1	5	08/28/08 4:04	aeh
Nickel, total (3050)	M6010B ICP		U		mg/Kg	1	5	08/28/08 4:04	aeh
Selenium, total (3050)	M6020 ICP-MS	2.85			mg/Kg	0.05	0.3	08/29/08 8:47	rac
Thallium, total (3050)	M6020 ICP-MS	0.17	B		mg/Kg	0.05	0.3	08/29/08 8:47	rac
Uranium, total (3050)	M6020 ICP-MS	1.29		*	mg/Kg	0.05	0.3	08/29/08 8:47	rac
Zinc, total (3050)	M6010B ICP	43		*	mg/Kg	1	5	08/28/08 4:04	aeh

Soil Analysis

Parameter	EPA Method	Result	Qual	XQ	Units	MDL	PQL	Date	Analyst
Solids, Percent	CLPSOW390, PART F, D-98	91.4		*	%	0.1	0.5	08/20/08 3:53	bjl

Soil Preparation

Parameter	EPA Method	Result	Qual	XQ	Units	MDL	PQL	Date	Analyst
Air Dry at 34 Degrees C	USDA No. 1, 1972			*				08/19/08 0:22	bjl
Digestion - Hot Plate	M3050B ICP-MS							08/24/08 14:15	bjl
Sieve-2000 um (2.0mm)	ASA No.9, 15-4.2.2			*				08/23/08 19:02	lwt/bjl

Arizona license number: AZ0102

EQ 9/16/08

** Please refer to Qualifier Reports for details.*

ACZ Laboratories, Inc.

2773 Downhill Drive Steamboat Springs, CO 80487 (800) 334-5493

Inorganic Analytical Results

FMI Gold & Copper - Sierrita
Project ID:
Sample ID: EM-JS-08-5-7

ACZ Sample ID: ***L71134-16***
Date Sampled: *08/12/08 13:33*
Date Received: *08/13/08*
Sample Matrix: *Soil*

Metals Analysis

Parameter	EPA Method	Result	Qual	XQ	Units	MDL	PQL	Date	Analyst
Antimony, total (3050)	M6020 ICP-MS	13.6		*	mg/Kg	0.2	1	08/29/08 8:53	rac
Arsenic, total (3050)	M6020 ICP-MS	64.8		*	mg/Kg	0.3	0.5	08/29/08 8:53	rac L1
Barium, total (3050)	M6010B ICP	150			mg/Kg	0.3	2	08/28/08 4:08	aeh
Beryllium, total (3050)	M6010B ICP		U		mg/Kg	0.2	1	08/28/08 4:08	aeh
Cadmium, total (3050)	M6010B ICP	5.0			mg/Kg	0.5	2	08/28/08 4:08	aeh
Chromium, total (3050)	M6010B ICP	36		*	mg/Kg	1	5	08/28/08 4:08	aeh M1
Cobalt, total (3050)	M6010B ICP	42		*	mg/Kg	1	5	08/28/08 4:08	aeh
Copper, total (3050)	M6010B ICP	26800		*	mg/Kg	5	30	08/29/08 23:34	aeh
Lead, total (3050)	M6020 ICP-MS	999		*	mg/Kg	0.2	1	09/02/08 20:02	msh
Manganese, total (3050)	M6010B ICP	932		*	mg/Kg	0.5	3	08/28/08 4:08	aeh
Mercury, total	M7471A CVAA	0.60			mg/Kg	0.04	0.2	08/23/08 17:52	jws/pmc
Molybdenum, total (3050)	M6010B ICP	6470		*	mg/Kg	1	5	08/28/08 4:08	aeh
Nickel, total (3050)	M6010B ICP	33			mg/Kg	1	5	08/28/08 4:08	aeh
Selenium, total (3050)	M6020 ICP-MS	7.85			mg/Kg	0.05	0.3	08/29/08 8:53	rac
Thallium, total (3050)	M6020 ICP-MS	0.22	B		mg/Kg	0.05	0.3	08/29/08 8:53	rac
Uranium, total (3050)	M6020 ICP-MS	5.20		*	mg/Kg	0.05	0.3	08/29/08 8:53	rac
Zinc, total (3050)	M6010B ICP	1550		*	mg/Kg	1	5	08/28/08 4:08	aeh

Soil Analysis

Parameter	EPA Method	Result	Qual	XQ	Units	MDL	PQL	Date	Analyst
Solids, Percent	CLPSOW390, PART F, D-98	88.9		*	%	0.1	0.5	08/20/08 6:04	bjl

Soil Preparation

Parameter	EPA Method	Result	Qual	XQ	Units	MDL	PQL	Date	Analyst
Air Dry at 34 Degrees C	USDA No. 1, 1972			*				08/19/08 0:53	bjl
Digestion - Hot Plate	M3050B ICP-MS							08/24/08 14:37	bjl
Sieve-2000 um (2.0mm)	ASA No.9, 15-4.2.2			*				08/23/08 20:10	lwt/bjl

Arizona license number: AZ0102

ER 9/16/08

** Please refer to Qualifier Reports for details.*

ACZ Laboratories, Inc.
2773 Downhill Drive Steamboat Springs, CO 80487 (800) 334-5493

Inorganic Analytical Results

FMI Gold & Copper - Sierrita
Project ID:
Sample ID: EM-JS-08-10-12

ACZ Sample ID: ***L71134-17***
Date Sampled: *08/12/08 13:56*
Date Received: *08/13/08*
Sample Matrix: *Soil*

Metals Analysis

Parameter	EPA Method	Result	Qual	XQ	Units	MDL	PQL	Date	Analyst
Antimony, total (3050)	M6020 ICP-MS	2.0		*	mg/Kg	0.2	1	08/29/08 9:00	rac M2
Arsenic, total (3050)	M6020 ICP-MS	16.0		*	mg/Kg	0.3	0.5	08/29/08 9:00	rac
Barium, total (3050)	M6010B ICP	77.6			mg/Kg	0.3	2	08/28/08 4:29	aeh
Beryllium, total (3050)	M6010B ICP	0.9	B		mg/Kg	0.2	1	08/28/08 4:29	aeh
Cadmium, total (3050)	M6010B ICP	5.3			mg/Kg	0.5	2	08/28/08 4:29	aeh
Chromium, total (3050)	M6010B ICP	193		*	mg/Kg	1	5	08/28/08 4:29	aeh
Cobalt, total (3050)	M6010B ICP	23		*	mg/Kg	1	5	08/28/08 4:29	aeh
Copper, total (3050)	M6010B ICP	4120		*	mg/Kg	1	5	08/28/08 4:29	aeh
Lead, total (3050)	M6020 ICP-MS	303		*	mg/Kg	0.1	0.5	09/02/08 20:06	msh
Manganese, total (3050)	M6010B ICP	683		*	mg/Kg	0.5	3	08/28/08 4:29	aeh
Mercury, total	M7471A CVAA	0.40			mg/Kg	0.04	0.2	08/23/08 17:55	jws/pmc
Molybdenum, total (3050)	M6010B ICP	2220		*	mg/Kg	1	5	08/28/08 4:29	aeh
Nickel, total (3050)	M6010B ICP	29			mg/Kg	1	5	08/28/08 4:29	aeh
Selenium, total (3050)	M6020 ICP-MS	2.86			mg/Kg	0.05	0.3	08/29/08 9:00	rac
Thallium, total (3050)	M6020 ICP-MS	0.17	B		mg/Kg	0.05	0.3	08/29/08 9:00	rac
Uranium, total (3050)	M6020 ICP-MS	7.78		*	mg/Kg	0.05	0.3	08/29/08 9:00	rac
Zinc, total (3050)	M6010B ICP	741		*	mg/Kg	1	5	08/28/08 4:29	aeh

Soil Analysis

Parameter	EPA Method	Result	Qual	XQ	Units	MDL	PQL	Date	Analyst
Solids, Percent	CLPSOW390, PART F, D-98	90.1		*	%	0.1	0.5	08/20/08 8:15	bjl

Soil Preparation

Parameter	EPA Method	Result	Qual	XQ	Units	MDL	PQL	Date	Analyst
Air Dry at 34 Degrees C	USDA No. 1, 1972			*				08/19/08 1:25	bjl
Digestion - Hot Plate	M3050B ICP-MS							08/24/08 15:45	bjl
Sieve-2000 um (2.0mm)	ASA No.9, 15-4.2.2			*				08/23/08 21:18	lwt/bjl

Arizona license number: AZ0102

EC 9/16/08

** Please refer to Qualifier Reports for details.*

SIERRITA
DATA REVIEW SUMMARY

Data Package Number: L71174 Sampling Event: August 13th, 2008
Sample-specific Parameter Review? **Yes** Laboratory Performance Parameters? **No**
Data Reviewer: Liz Kraak Date Completed: 09/16/08
Peer Reviewer: Geoff Webb Date Completed: 09/17/08

This report summarizes the verification of analytical data for 1 soil sample. The soil sample was analyzed for total metals by Method 6020, Method 6010, and Method 7471A. ACZ Laboratories, Inc. of Steamboat Springs, Colorado performed the analyses. ACZ operates under laboratory licensure number AZ0102.

The data review was conducted in accordance with the criteria specified in the Draft Addendum – Quality Assurance Project Plan Sierrita Mine Green Valley, Arizona (April 2008). Independent review flags were assigned as required by Appendix E in the QAPP. The table below summarizes the samples and analyses presented in these data packages.

Field ID	Sample Type	Lab ID	Matrix	Analyses
				Total Metals
EQUIP-1	SA	L71174-01	W	X

Matrix: W = Water QC Type: SA = Sample
--- = Not sampled for this parameter
Total Metals = Antimony, Arsenic, Lead, Selenium, Thallium, and Uranium (6020); Barium, Beryllium, Cadmium, Chromium, Cobalt, Copper, Manganese, Molybdenum, Nickel, and Zinc (6010); Mercury (7471A)

General Overall Assessment (Flags applied per ADEQ data qualifying process and QAPP guidance):

_X_ Data are usable without qualification.

_____ Data are usable with qualification (noted below).

_____ Some or all data are unusable for any purpose (detailed below).

Case Narrative Summary: Except as noted below, any of the issues noted in the laboratory case narrative potentially affecting data quality are addressed in the appropriate sections in the table below. Results reported between the MDL and RL were flagged with a B by the laboratory. No additional qualifiers were added during data review for those results reported between the MDL and RL.

Review Parameter	Criteria Met?	Comments
Sample-specific Parameters	Complete with "Yes", "No", or "Not Applicable (N/A)".	For each "No" response, list what was out, associated acceptance limits, all qualified data, and bias direction or reference associated table with pertinent details.
COC & Sample Receipt	Yes	Samples were received intact and the cooler temperature was 5.5°C upon arrival at the laboratory, which met the criterion of ≤6°C. Qualification of data was not necessary.
Holding Times	Yes	
Method Blanks Calibration Blanks	Yes	Target analytes were not detected in the method blanks or continuing calibration blanks. Data qualification was not required.
Matrix QC • MS/MSD N/A • LD N/A	Yes	Since sample EQUIP-1 was not the selected quality control sample, quality control results were not included in this report.
Method QC • Serial Dilution N/A • Internal Standards	N/A	
	Yes	**Internal Standards** All internal standards were within the laboratory-determined acceptance limits. Data qualification was not required.
Field QC • Rinsate Blank N/A • Field Duplicate N/A • Field Blank N/A	N/A	
Laboratory Control Sample/ Laboratory Control Sample Duplicate (LCS/LCSD)	Yes	All LCS and LCSD percent recoveries and RPDs were within laboratory-determined acceptance limits. Data qualification was not required.
Elevated RLs without associated non-detect results	Yes	
Package Completeness	Yes	
Other Parameters	N/A	

ACZ Laboratories, Inc.

2773 Downhill Drive Steamboat Springs, CO 80487 (800) 334-5493

Inorganic Analytical Results

FMI Gold & Copper - Sierrita
Project ID:
Sample ID: EQUIP-1

ACZ Sample ID: ***L71174-01***
Date Sampled: *08/13/08 13:35*
Date Received: *08/14/08*
Sample Matrix: *Ground Water*

Inorganic Prep

Parameter	EPA Method	Result	Qual	XQ	Units	MDL	PQL	Date	Analyst
Total Hot Plate Digestion	M200.2 ICP							08/24/08 23:48	jws
Total Hot Plate Digestion	M200.2 ICP-MS							08/19/08 13:58	jws

Metals Analysis

Parameter	EPA Method	Result	Qual	XQ	Units	MDL	PQL	Date	Analyst
Antimony, total	M200.8 ICP-MS		U		mg/L	0.0004	0.002	08/22/08 1:59	rac
Barium, total	M200.7 ICP		U		mg/L	0.003	0.02	08/26/08 21:01	ear/aeh
Beryllium, total	M200.7 ICP		U		mg/L	0.002	0.01	08/26/08 21:01	ear/aeh
Cadmium, total	M200.7 ICP		U		mg/L	0.005	0.02	08/26/08 21:01	ear/aeh
Chromium, total	M200.7 ICP		U		mg/L	0.01	0.05	08/26/08 21:01	ear/aeh
Cobalt, total	M200.7 ICP		U		mg/L	0.01	0.05	08/26/08 21:01	ear/aeh
Copper, total	M200.7 ICP		U		mg/L	0.01	0.05	08/26/08 21:01	ear/aeh
Lead, total	M200.8 ICP-MS		U		mg/L	0.0001	0.0005	08/22/08 1:59	rac
Manganese, total	M200.7 ICP		U		mg/L	0.005	0.03	08/26/08 21:01	ear/aeh
Mercury, total	M245.1 CVAA		U		mg/L	0.0002	0.001	08/20/08 18:54	pmc
Molybdenum, total	M200.7 ICP		U		mg/L	0.01	0.05	08/26/08 21:01	ear/aeh
Nickel, total	M200.7 ICP		U		mg/L	0.01	0.05	08/27/08 14:41	ear/aeh
Selenium, total	M200.8 ICP-MS		U	*	mg/L	0.0001	0.0005	08/22/08 1:59	rac
Thallium, total	M200.8 ICP-MS		U		mg/L	0.0001	0.0005	08/22/08 1:59	rac
Uranium, total	M200.8 ICP-MS		U		mg/L	0.0001	0.0005	08/26/08 6:50	msh
Zinc, total	M200.7 ICP		U		mg/L	0.01	0.05	08/26/08 21:01	ear/aeh

Arizona license number: AZ0102

ER 9/16/08

** Please refer to Qualifier Reports for details.*

SIERRITA
DATA REVIEW SUMMARY

Data Package Number: L71176 Sampling Event: August 13th, 2008
Sample-specific Parameter Review? **Yes** Laboratory Performance Parameters? **No**
Data Reviewer: Liz Kraak Date Completed: 09/16/08
Peer Reviewer: Geoff Webb Date Completed: 09/17/08

This report summarizes the verification of analytical data for 9 soil samples. The soil samples were analyzed for total metals by Method 6020, Method 6010, and Method 7471A. ACZ Laboratories, Inc. of Steamboat Springs, Colorado performed the analyses. ACZ operates under laboratory licensure number AZ0102.

The data review was conducted in accordance with the criteria specified in the Draft Addendum – Quality Assurance Project Plan Sierrita Mine Green Valley, Arizona (April 2008). Independent review flags were assigned as required by Appendix E in the QAPP. The table below summarizes the samples and analyses presented in these data packages.

Field ID	Sample Type	Lab ID	Matrix	Analyses
				Total Metals
EM-JS-06-0-1	SA	L71176-01	S	X
EM-JS-06-1-3	SA	L71176-02	S	X
EM-JS-06-5-7	SA	L71176-03	S	X
EM-JS-06-10-11	SA	L71176-04	S	X
EM-JS-07-0-1	SA	L71176-05	S	X
EM-JS-07-1-3	SA	L71176-06	S	X
EM-JS-07-5-7	SA	L71176-07	S	X
EM-JS-07-10-12	SA	L71176-08	S	X
EM-JS-07-15-16	SA	L71176-09	S	X^m

Matrix: S = Soil QC Type: SA = Sample m = Matrix spike and/ or matrix spike duplicate.
--- = Not sampled for this parameter
Total Metals = Antimony, Arsenic, Lead, Selenium, Thallium, and Uranium (6020); Barium, Beryllium, Cadmium, Chromium, Cobalt, Copper, Manganese, Molybdenum, Nickel, and Zinc (6010); Mercury (7471A)

General Overall Assessment (Flags applied per ADEQ data qualifying process and QAPP guidance):

_____ Data are usable without qualification.

_X_ Data are usable with qualification (noted below).

_____ Some or all data are unusable for any purpose (detailed below).

Case Narrative Summary: Except as noted below, any of the issues noted in the laboratory case narrative potentially affecting data quality are addressed in the appropriate sections in the table below. Results reported between the MDL and RL were flagged with a B by the laboratory. No additional qualifiers were added during data review for those results reported between the MDL and RL.

Review Parameter	Criteria Met?	Comments
Sample-specific Parameters	Complete with "Yes", "No", or "Not Applicable (N/A)".	For each "No" response, list what was out, associated acceptance limits, all qualified data, and bias direction or reference associated table with pertinent details.
COC & Sample Receipt	Yes	Samples were received intact and the cooler temperature was 5.5°C upon arrival at the laboratory, which met the criterion of ≤6°C. Qualification of data was not necessary. The percent solid is performed on the soil samples as received and this percent solid is reported on the result form. For the metals analysis, the soil samples are dried prior to sample preparation. Another percent solid is performed on the air dried sample to use as a correction factor for the sample result after analysis. This correction factor is also applied to the MDL and RL, but because the percent solid is performed on the air dried sample this correction factor is small. Therefore, the MDL and RLs are the same from sample to sample. The sample and results are reported on a dry weight basis. Samples were not air dried for the mercury analysis. The mercury samples were prepared as received and dry weight corrected.
Holding Times	Yes	
Method Blanks Calibration Blanks	No	With the exceptions noted in Table 1, target analytes were not detected in the method blanks or continuing calibration blanks.
Matrix QC • MS/MSD EM-JS-07-15-16 (Antimony, Arsenic, Lead, Mercury, Selenium, Thallium, Uranium) • LD EM-JS-06-0-1 (Percent Solids)	No	With the exceptions noted in Table 2 below, the recoveries and RPDs for the matrix spike (MS) and matrix spike duplicate (MSD) analyses were within the laboratory-determined acceptance range. The MS/MSD recoveries for sample EM-JS-07-15-16 could not be evaluated for lead because the results in the native sample were greater than four times the concentration of the spike added during digestion. Since the sample concentrations are so much greater than the spike added, the MS/MSD recoveries are not considered to be a representative measure of accuracy. Further action or qualification was not necessary. The agreement between parent sample results and the lab duplicate sample results was evaluated for percent solids. All of the results met the evaluation criteria.
Method QC • Serial Dilution N/A • Internal Standards	N/A	
	Yes	**Internal Standards** All internal standards were within the laboratory-determined acceptance limits. Data qualification was not required.
Field QC • Rinsate Blank N/A • Field Duplicate N/A • Field Blank N/A	N/A	
Laboratory Control Sample/ Laboratory Control Sample Duplicate (LCS/LCSD)	Yes	All LCS and LCSD percent recoveries and RPDs were within laboratory-determined acceptance limits. Data qualification was not required.
Elevated RLs without associated non-detect results	Yes	
Package Completeness	Yes	
Other Parameters	N/A	

Table 1: Blank Contamination and Resultant Data Qualification

Analyte	Blank	Concentration	Qualification
Antimony	MB	0.28 mg/Kg	None. Blank contamination was less than the method reporting limit. Therefore, as the blank contamination was reported at a concentration <2.2x the analyte MDL, no qualification of data was required.
Selenium	MB	0.06 mg/Kg	

MB = Method Blank mg/Kg = Milligrams per Kilogram MDL = Method Detection Limit

Table 2: MS/MSD Recovery Outliers and Resultant Qualification

Sample	Analyte	%Rs (Limits)	RPD (Limit)	Qualification
EM-JS-07-15-16	Thallium	113.4/ **127.4** (75-125)	11.48 (20)	As the potential bias was considered to be high, the thallium and uranium result for sample EM-JS-07-15-16 was flagged with a M1. As the uranium RPD was not within acceptance limits for sample EM-JS-07-15-16, the uranium result was also flagged with an R8.
	Uranium	85.1/ **240.6** (75-125)	**34.37** (20)	

%R = Percent Recovery

M1 = Matrix spike recovery was high; the associated blank spike recovery was acceptable.

RPD = Relative Percent Difference

R8 = Sample RPD exceeded the method acceptance criteria.

ACZ Laboratories, Inc.
2773 Downhill Drive Steamboat Springs, CO 80487 (800) 334-5493

Inorganic Analytical Results

FMI Gold & Copper - Sierrita
Project ID: OJ07R9
Sample ID: EM-JS-06-0-1

ACZ Sample ID: ***L71176-01***
Date Sampled: *08/13/08 08:40*
Date Received: *08/14/08*
Sample Matrix: *Soil*

Metals Analysis

Parameter	EPA Method	Result	Qual	XQ	Units	MDL	PQL	Date	Analyst
Antimony, total (3050)	M6020 ICP-MS	1.5		*	mg/Kg	0.2	1	08/28/08 9:09	erf/rac
Arsenic, total (3050)	M6020 ICP-MS	10.3			mg/Kg	0.3	0.5	08/29/08 6:59	erf/rac
Barium, total (3050)	M6010B ICP	45.0			mg/Kg	0.3	2	08/28/08 1:47	ear/aeh
Beryllium, total (3050)	M6010B ICP	0.7	B		mg/Kg	0.2	1	08/29/08 22:30	aeh
Cadmium, total (3050)	M6010B ICP		U		mg/Kg	0.5	2	08/28/08 1:47	ear/aeh
Chromium, total (3050)	M6010B ICP	9			mg/Kg	1	5	08/28/08 1:47	ear/aeh
Cobalt, total (3050)	M6010B ICP	18			mg/Kg	1	5	08/28/08 1:47	ear/aeh
Copper, total (3050)	M6010B ICP	4090		*	mg/Kg	1	5	08/28/08 1:47	ear/aeh
Lead, total (3050)	M6020 ICP-MS	86.10		*	mg/Kg	0.05	0.3	08/28/08 9:09	erf/rac
Manganese, total (3050)	M6010B ICP	448			mg/Kg	0.5	3	08/28/08 1:47	ear/aeh
Mercury, total	M7471A CVAA	0.06	B		mg/Kg	0.04	0.2	08/30/08 22:30	jws/pmc
Molybdenum, total (3050)	M6010B ICP	1180		*	mg/Kg	1	5	08/28/08 1:47	ear/aeh
Nickel, total (3050)	M6010B ICP	4	B		mg/Kg	1	5	08/28/08 1:47	ear/aeh
Selenium, total (3050)	M6020 ICP-MS	3.01		*	mg/Kg	0.05	0.3	08/29/08 6:59	erf/rac
Thallium, total (3050)	M6020 ICP-MS	0.21	B	*	mg/Kg	0.05	0.3	08/28/08 9:09	erf/rac
Uranium, total (3050)	M6020 ICP-MS	6.63		*	mg/Kg	0.05	0.3	08/28/08 9:09	erf/rac
Zinc, total (3050)	M6010B ICP	161		*	mg/Kg	1	5	08/28/08 1:47	ear/aeh

Soil Analysis

Parameter	EPA Method	Result	Qual	XQ	Units	MDL	PQL	Date	Analyst
Solids, Percent	CLPSOW390, PART F, D-98	93.6		*	%	0.1	0.5	08/19/08 12:40	bjl

Soil Preparation

Parameter	EPA Method	Result	Qual	XQ	Units	MDL	PQL	Date	Analyst
Air Dry at 34 Degrees C	USDA No. 1, 1972			*				08/19/08 1:56	bjl
Digestion - Hot Plate	M3050B ICP-MS							08/24/08 12:35	bjl
Sieve-2000 um (2.0mm)	ASA No.9, 15-4.2.2			*				08/23/08 22:26	lwt/bjl

Arizona license number: AZ0102

ER 9/16/08

** Please refer to Qualifier Reports for details.*

ACZ Laboratories, Inc.

2773 Downhill Drive Steamboat Springs, CO 80487 (800) 334-5493

Inorganic Analytical Results

FMI Gold & Copper - Sierrita
Project ID: OJ07R9
Sample ID: EM-JS-06-1-3

ACZ Sample ID: ***L71176-02***
Date Sampled: *08/13/08 08:40*
Date Received: *08/14/08*
Sample Matrix: *Soil*

Metals Analysis

Parameter	EPA Method	Result	Qual	XQ	Units	MDL	PQL	Date	Analyst
Antimony, total (3050)	M6020 ICP-MS	1.0	B	*	mg/Kg	0.2	1	08/28/08 9:13	erf/rac
Arsenic, total (3050)	M6020 ICP-MS	6.5			mg/Kg	0.3	0.5	08/29/08 7:03	erf/rac
Barium, total (3050)	M6010B ICP	40.2			mg/Kg	0.3	2	08/28/08 1:50	ear/aeh
Beryllium, total (3050)	M6010B ICP	0.4	B		mg/Kg	0.2	1	08/29/08 22:34	aeh
Cadmium, total (3050)	M6010B ICP		U		mg/Kg	0.5	2	08/28/08 1:50	ear/aeh
Chromium, total (3050)	M6010B ICP	6			mg/Kg	1	5	08/28/08 1:50	ear/aeh
Cobalt, total (3050)	M6010B ICP	14			mg/Kg	1	5	08/28/08 1:50	ear/aeh
Copper, total (3050)	M6010B ICP	1900		*	mg/Kg	1	5	08/28/08 1:50	ear/aeh
Lead, total (3050)	M6020 ICP-MS	33.50		*	mg/Kg	0.05	0.3	08/28/08 9:13	erf/rac
Manganese, total (3050)	M6010B ICP	288			mg/Kg	0.5	3	08/28/08 1:50	ear/aeh
Mercury, total	M7471A CVAA		U		mg/Kg	0.04	0.2	08/30/08 22:38	jws/pmc
Molybdenum, total (3050)	M6010B ICP	472		*	mg/Kg	1	5	08/28/08 1:50	ear/aeh
Nickel, total (3050)	M6010B ICP	2	B		mg/Kg	1	5	08/28/08 1:50	ear/aeh
Selenium, total (3050)	M6020 ICP-MS	2.58		*	mg/Kg	0.05	0.3	08/29/08 7:03	erf/rac
Thallium, total (3050)	M6020 ICP-MS	0.19	B	*	mg/Kg	0.05	0.3	08/28/08 9:13	erf/rac
Uranium, total (3050)	M6020 ICP-MS	4.13		*	mg/Kg	0.05	0.3	08/28/08 9:13	erf/rac
Zinc, total (3050)	M6010B ICP	53		*	mg/Kg	1	5	08/28/08 1:50	ear/aeh

Soil Analysis

Parameter	EPA Method	Result	Qual	XQ	Units	MDL	PQL	Date	Analyst
Solids, Percent	CLPSOW390, PART F, D-98	95.9		*	%	0.1	0.5	08/19/08 17:01	bjl

Soil Preparation

Parameter	EPA Method	Result	Qual	XQ	Units	MDL	PQL	Date	Analyst
Air Dry at 34 Degrees C	USDA No. 1, 1972			*				08/19/08 2:28	bjl
Digestion - Hot Plate	M3050B ICP-MS							08/24/08 12:58	bjl
Sieve-2000 um (2.0mm)	ASA No.9, 15-4.2.2			*				08/23/08 23:34	lwt/bjl

Arizona license number: AZ0102

EE 9/16/08

** Please refer to Qualifier Reports for details.*

ACZ Laboratories, Inc.
2773 Downhill Drive Steamboat Springs, CO 80487 (800) 334-5493

Inorganic Analytical Results

FMI Gold & Copper - Sierrita
Project ID: OJ07R9
Sample ID: EM-JS-06-5-7

ACZ Sample ID: ***L71176-03***
Date Sampled: *08/13/08 08:45*
Date Received: *08/14/08*
Sample Matrix: *Soil*

Metals Analysis

Parameter	EPA Method	Result	Qual	XQ	Units	MDL	PQL	Date	Analyst
Antimony, total (3050)	M6020 ICP-MS	0.9	B	*	mg/Kg	0.2	1	08/28/08 9:17	erf/rac
Arsenic, total (3050)	M6020 ICP-MS	8.1			mg/Kg	0.3	0.5	08/29/08 7:08	erf/rac
Barium, total (3050)	M6010B ICP	39.2			mg/Kg	0.3	2	08/28/08 1:53	ear/aeh
Beryllium, total (3050)	M6010B ICP	0.5	B		mg/Kg	0.2	1	08/29/08 22:38	aeh
Cadmium, total (3050)	M6010B ICP		U		mg/Kg	0.5	2	08/28/08 1:53	ear/aeh
Chromium, total (3050)	M6010B ICP	14			mg/Kg	1	5	08/28/08 1:53	ear/aeh
Cobalt, total (3050)	M6010B ICP	17			mg/Kg	1	5	08/28/08 1:53	ear/aeh
Copper, total (3050)	M6010B ICP	2650		*	mg/Kg	1	5	08/28/08 1:53	ear/aeh
Lead, total (3050)	M6020 ICP-MS	157		*	mg/Kg	0.05	0.3	08/28/08 9:17	erf/rac
Manganese, total (3050)	M6010B ICP	371			mg/Kg	0.5	3	08/28/08 1:53	ear/aeh
Mercury, total	M7471A CVAA		U		mg/Kg	0.04	0.2	08/30/08 22:40	jws/pmc
Molybdenum, total (3050)	M6010B ICP	309		*	mg/Kg	1	5	08/28/08 1:53	ear/aeh
Nickel, total (3050)	M6010B ICP	4	B		mg/Kg	1	5	08/28/08 1:53	ear/aeh
Selenium, total (3050)	M6020 ICP-MS	2.53		*	mg/Kg	0.05	0.3	08/29/08 7:08	erf/rac
Thallium, total (3050)	M6020 ICP-MS	0.21	B	*	mg/Kg	0.05	0.3	08/28/08 9:17	erf/rac
Uranium, total (3050)	M6020 ICP-MS	5.12		*	mg/Kg	0.05	0.3	08/28/08 9:17	erf/rac
Zinc, total (3050)	M6010B ICP	110		*	mg/Kg	1	5	08/28/08 1:53	ear/aeh

Soil Analysis

Parameter	EPA Method	Result	Qual	XQ	Units	MDL	PQL	Date	Analyst
Solids, Percent	CLPSOW390, PART F, D-98	92.9		*	%	0.1	0.5	08/19/08 19:12	bjl

Soil Preparation

Parameter	EPA Method	Result	Qual	XQ	Units	MDL	PQL	Date	Analyst
Air Dry at 34 Degrees C	USDA No. 1, 1972			*				08/19/08 3:00	bjl
Digestion - Hot Plate	M3050B ICP-MS							08/24/08 13:22	bjl
Sieve-2000 um (2.0mm)	ASA No.9, 15-4.2.2			*				08/24/08 0:42	lwt/bjl

Arizona license number: AZ0102

EE 9/16/08

** Please refer to Qualifier Reports for details.*

ACZ Laboratories, Inc.
2773 Downhill Drive Steamboat Springs, CO 80487 (800) 334-5493

Inorganic Analytical Results

FMI Gold & Copper - Sierrita
Project ID: OJ07R9
Sample ID: EM-JS-06-10-11

ACZ Sample ID: ***L71176-04***
Date Sampled: *08/13/08 08:50*
Date Received: *08/14/08*
Sample Matrix: *Soil*

Metals Analysis

Parameter	EPA Method	Result	Qual	XQ	Units	MDL	PQL	Date	Analyst
Antimony, total (3050)	M6020 ICP-MS	2.1		*	mg/Kg	0.2	1	08/28/08 9:21	erf/rac
Arsenic, total (3050)	M6020 ICP-MS	15.8		*	mg/Kg	0.3	0.5	08/28/08 9:21	erf/rac
Barium, total (3050)	M6010B ICP	142			mg/Kg	0.3	2	08/28/08 1:57	ear/aeh
Beryllium, total (3050)	M6010B ICP	0.9	B		mg/Kg	0.2	1	08/29/08 22:49	aeh
Cadmium, total (3050)	M6010B ICP	1.0	B		mg/Kg	0.5	2	08/28/08 1:57	ear/aeh
Chromium, total (3050)	M6010B ICP	22			mg/Kg	1	5	08/28/08 1:57	ear/aeh
Cobalt, total (3050)	M6010B ICP	16			mg/Kg	1	5	08/28/08 1:57	ear/aeh
Copper, total (3050)	M6010B ICP	5870		*	mg/Kg	1	5	08/28/08 1:57	ear/aeh
Lead, total (3050)	M6020 ICP-MS	93.30		*	mg/Kg	0.05	0.3	08/28/08 9:21	erf/rac
Manganese, total (3050)	M6010B ICP	579			mg/Kg	0.5	3	08/28/08 1:57	ear/aeh
Mercury, total	M7471A CVAA	0.05	B		mg/Kg	0.04	0.2	08/30/08 22:42	jws/pmc
Molybdenum, total (3050)	M6010B ICP	481		*	mg/Kg	1	5	08/28/08 1:57	ear/aeh
Nickel, total (3050)	M6010B ICP	19			mg/Kg	1	5	08/28/08 1:57	ear/aeh
Selenium, total (3050)	M6020 ICP-MS	1.85		*	mg/Kg	0.05	0.3	08/29/08 7:12	erf/rac
Thallium, total (3050)	M6020 ICP-MS	0.25	B	*	mg/Kg	0.05	0.3	08/28/08 9:21	erf/rac
Uranium, total (3050)	M6020 ICP-MS	18.10		*	mg/Kg	0.05	0.3	08/28/08 9:21	erf/rac
Zinc, total (3050)	M6010B ICP	283		*	mg/Kg	1	5	08/28/08 1:57	ear/aeh

Soil Analysis

Parameter	EPA Method	Result	Qual	XQ	Units	MDL	PQL	Date	Analyst
Solids, Percent	CLPSOW390, PART F, D-98	90.1		*	%	0.1	0.5	08/19/08 21:22	bjl

Soil Preparation

Parameter	EPA Method	Result	Qual	XQ	Units	MDL	PQL	Date	Analyst
Air Dry at 34 Degrees C	USDA No. 1, 1972			*				08/19/08 3:31	bjl
Digestion - Hot Plate	M3050B ICP-MS							08/24/08 13:45	bjl
Sieve-2000 um (2.0mm)	ASA No.9, 15-4.2.2			*				08/24/08 1:50	lwt/bjl

Arizona license number: AZ0102

EC 9/16/08

** Please refer to Qualifier Reports for details.*

ACZ Laboratories, Inc.
2773 Downhill Drive Steamboat Springs, CO 80487 (800) 334-5493

Inorganic Analytical Results

FMI Gold & Copper - Sierrita
Project ID: OJ07R9
Sample ID: EM-JS-07-0-1

ACZ Sample ID: ***L71176-05***
Date Sampled: *08/13/08 09:14*
Date Received: *08/14/08*
Sample Matrix: *Soil*

Metals Analysis

Parameter	EPA Method	Result	Qual	XQ	Units	MDL	PQL	Date	Analyst
Antimony, total (3050)	M6020 ICP-MS	1.4		*	mg/Kg	0.2	1	08/28/08 9:25	erf/rac
Arsenic, total (3050)	M6020 ICP-MS	11.7			mg/Kg	0.3	0.5	08/29/08 7:16	erf/rac
Barium, total (3050)	M6010B ICP	96.2			mg/Kg	0.3	2	08/28/08 2:00	ear/aeh
Beryllium, total (3050)	M6010B ICP	0.2	B		mg/Kg	0.2	1	08/29/08 22:53	aeh
Cadmium, total (3050)	M6010B ICP	0.6	B		mg/Kg	0.5	2	08/28/08 2:00	ear/aeh
Chromium, total (3050)	M6010B ICP	12			mg/Kg	1	5	08/28/08 2:00	ear/aeh
Cobalt, total (3050)	M6010B ICP	19			mg/Kg	1	5	08/28/08 2:00	ear/aeh
Copper, total (3050)	M6010B ICP	3770		*	mg/Kg	1	5	08/28/08 2:00	ear/aeh
Lead, total (3050)	M6020 ICP-MS	96.40		*	mg/Kg	0.05	0.3	08/28/08 9:25	erf/rac
Manganese, total (3050)	M6010B ICP	382			mg/Kg	0.5	3	08/28/08 2:00	ear/aeh
Mercury, total	M7471A CVAA	0.09	B		mg/Kg	0.04	0.2	08/30/08 22:44	jws/pmc
Molybdenum, total (3050)	M6010B ICP	6830		*	mg/Kg	1	5	08/28/08 2:00	ear/aeh
Nickel, total (3050)	M6010B ICP		U		mg/Kg	1	5	08/28/08 2:00	ear/aeh
Selenium, total (3050)	M6020 ICP-MS	3.68		*	mg/Kg	0.05	0.3	08/29/08 7:16	erf/rac
Thallium, total (3050)	M6020 ICP-MS	0.27	B	*	mg/Kg	0.05	0.3	08/28/08 9:25	erf/rac
Uranium, total (3050)	M6020 ICP-MS	6.01		*	mg/Kg	0.05	0.3	08/28/08 9:25	erf/rac
Zinc, total (3050)	M6010B ICP	122		*	mg/Kg	1	5	08/28/08 2:00	ear/aeh

Soil Analysis

Parameter	EPA Method	Result	Qual	XQ	Units	MDL	PQL	Date	Analyst
Solids, Percent	CLPSOW390, PART F, D-98	94.2		*	%	0.1	0.5	08/19/08 23:33	bjl

Soil Preparation

Parameter	EPA Method	Result	Qual	XQ	Units	MDL	PQL	Date	Analyst
Air Dry at 34 Degrees C	USDA No. 1, 1972			*				08/19/08 4:03	bjl
Digestion - Hot Plate	M3050B ICP-MS							08/24/08 14:09	bjl
Sieve-2000 um (2.0mm)	ASA No.9, 15-4.2.2			*				08/24/08 2:58	lwt/bjl

Arizona license number: AZ0102

EQ 9/16/08

** Please refer to Qualifier Reports for details.*

ACZ Laboratories, Inc.
2773 Downhill Drive Steamboat Springs, CO 80487 (800) 334-5493

Inorganic Analytical Results

FMI Gold & Copper - Sierrita
Project ID: OJ07R9
Sample ID: EM-JS-07-1-3

ACZ Sample ID: ***L71176-06***
Date Sampled: *08/13/08 09:14*
Date Received: *08/14/08*
Sample Matrix: *Soil*

Metals Analysis

Parameter	EPA Method	Result	Qual	XQ	Units	MDL	PQL	Date	Analyst
Antimony, total (3050)	M6020 ICP-MS	2.3		*	mg/Kg	0.2	1	08/28/08 9:29	erf/rac
Arsenic, total (3050)	M6020 ICP-MS	10.7			mg/Kg	0.3	0.5	08/29/08 7:20	erf/rac
Barium, total (3050)	M6010B ICP	77.8			mg/Kg	0.3	2	08/28/08 2:04	ear/aeh
Beryllium, total (3050)	M6010B ICP	0.7	B		mg/Kg	0.2	1	08/29/08 22:56	aeh
Cadmium, total (3050)	M6010B ICP	0.7	B		mg/Kg	0.5	2	08/28/08 2:04	ear/aeh
Chromium, total (3050)	M6010B ICP	13			mg/Kg	1	5	08/28/08 2:04	ear/aeh
Cobalt, total (3050)	M6010B ICP	17			mg/Kg	1	5	08/28/08 2:04	ear/aeh
Copper, total (3050)	M6010B ICP	4840		*	mg/Kg	1	5	08/28/08 2:04	ear/aeh
Lead, total (3050)	M6020 ICP-MS	151		*	mg/Kg	0.05	0.3	08/28/08 9:29	erf/rac
Manganese, total (3050)	M6010B ICP	556			mg/Kg	0.5	3	08/28/08 2:04	ear/aeh
Mercury, total	M7471A CVAA	0.05	B		mg/Kg	0.04	0.2	08/30/08 22:51	jws/pmc
Molybdenum, total (3050)	M6010B ICP	1000		*	mg/Kg	1	5	08/28/08 2:04	ear/aeh
Nickel, total (3050)	M6010B ICP	10			mg/Kg	1	5	08/28/08 2:04	ear/aeh
Selenium, total (3050)	M6020 ICP-MS	2.77		*	mg/Kg	0.05	0.3	08/29/08 7:20	erf/rac
Thallium, total (3050)	M6020 ICP-MS	0.21	B	*	mg/Kg	0.05	0.3	08/28/08 9:29	erf/rac
Uranium, total (3050)	M6020 ICP-MS	8.97		*	mg/Kg	0.05	0.3	08/28/08 9:29	erf/rac
Zinc, total (3050)	M6010B ICP	238		*	mg/Kg	1	5	08/28/08 2:04	ear/aeh

Soil Analysis

Parameter	EPA Method	Result	Qual	XQ	Units	MDL	PQL	Date	Analyst
Solids, Percent	CLPSOW390, PART F, D-98	93.3		*	%	0.1	0.5	08/20/08 1:43	bjl

Soil Preparation

Parameter	EPA Method	Result	Qual	XQ	Units	MDL	PQL	Date	Analyst
Air Dry at 34 Degrees C	USDA No. 1, 1972			*				08/19/08 4:34	bjl
Digestion - Hot Plate	M3050B ICP-MS							08/24/08 14:32	bjl
Sieve-2000 um (2.0mm)	ASA No.9, 15-4.2.2			*				08/24/08 4:05	lwt/bjl

Arizona license number: AZ0102

ER 9/16/08

** Please refer to Qualifier Reports for details.*

ACZ Laboratories, Inc.
2773 Downhill Drive Steamboat Springs, CO 80487 (800) 334-5493

Inorganic Analytical Results

FMI Gold & Copper - Sierrita
Project ID: OJ07R9
Sample ID: EM-JS-07-5-7

ACZ Sample ID: ***L71176-07***
Date Sampled: *08/13/08 09:19*
Date Received: *08/14/08*
Sample Matrix: *Soil*

Metals Analysis

Parameter	EPA Method	Result	Qual	XQ	Units	MDL	PQL	Date	Analyst
Antimony, total (3050)	M6020 ICP-MS	1.2		*	mg/Kg	0.2	1	08/28/08 9:33	erf/rac
Arsenic, total (3050)	M6020 ICP-MS	9.1			mg/Kg	0.3	0.5	08/29/08 7:24	erf/rac
Barium, total (3050)	M6010B ICP	75.8			mg/Kg	0.3	2	08/28/08 2:07	ear/aeh
Beryllium, total (3050)	M6010B ICP	0.7	B		mg/Kg	0.2	1	08/29/08 23:00	aeh
Cadmium, total (3050)	M6010B ICP	0.9	B		mg/Kg	0.5	2	08/28/08 2:07	ear/aeh
Chromium, total (3050)	M6010B ICP	10			mg/Kg	1	5	08/28/08 2:07	ear/aeh
Cobalt, total (3050)	M6010B ICP	17			mg/Kg	1	5	08/28/08 2:07	ear/aeh
Copper, total (3050)	M6010B ICP	3840		*	mg/Kg	1	5	08/28/08 2:07	ear/aeh
Lead, total (3050)	M6020 ICP-MS	144		*	mg/Kg	0.05	0.3	08/28/08 9:33	erf/rac
Manganese, total (3050)	M6010B ICP	590			mg/Kg	0.5	3	08/28/08 2:07	ear/aeh
Mercury, total	M7471A CVAA	0.07	B		mg/Kg	0.04	0.2	08/30/08 22:54	jws/pmc
Molybdenum, total (3050)	M6010B ICP	343		*	mg/Kg	1	5	08/28/08 2:07	ear/aeh
Nickel, total (3050)	M6010B ICP	11			mg/Kg	1	5	08/28/08 2:07	ear/aeh
Selenium, total (3050)	M6020 ICP-MS	2.13		*	mg/Kg	0.05	0.3	08/29/08 7:24	erf/rac
Thallium, total (3050)	M6020 ICP-MS	0.26	B	*	mg/Kg	0.05	0.3	08/28/08 9:33	erf/rac
Uranium, total (3050)	M6020 ICP-MS	6.49		*	mg/Kg	0.05	0.3	08/28/08 9:33	erf/rac
Zinc, total (3050)	M6010B ICP	274		*	mg/Kg	1	5	08/28/08 2:07	ear/aeh

Soil Analysis

Parameter	EPA Method	Result	Qual	XQ	Units	MDL	PQL	Date	Analyst
Solids, Percent	CLPSOW390, PART F, D-98	91.9		*	%	0.1	0.5	08/20/08 3:54	bjl

Soil Preparation

Parameter	EPA Method	Result	Qual	XQ	Units	MDL	PQL	Date	Analyst
Air Dry at 34 Degrees C	USDA No. 1, 1972			*				08/19/08 5:06	bjl
Digestion - Hot Plate	M3050B ICP-MS							08/24/08 14:56	bjl
Sieve-2000 um (2.0mm)	ASA No.9, 15-4.2.2			*				08/24/08 5:13	lwt/bjl

Arizona license number: AZ0102

EQ 9/16/08

** Please refer to Qualifier Reports for details.*

ACZ Laboratories, Inc.

2773 Downhill Drive Steamboat Springs, CO 80487 (800) 334-5493

Inorganic Analytical Results

FMI Gold & Copper - Sierrita
Project ID: OJ07R9
Sample ID: EM-JS-07-10-12

ACZ Sample ID: ***L71176-08***
Date Sampled: *08/13/08 09:45*
Date Received: *08/14/08*
Sample Matrix: *Soil*

Metals Analysis

Parameter	EPA Method	Result	Qual	XQ	Units	MDL	PQL	Date	Analyst
Antimony, total (3050)	M6020 ICP-MS	2.6		*	mg/Kg	0.2	1	08/28/08 9:45	erf/rac
Arsenic, total (3050)	M6020 ICP-MS	16.1		*	mg/Kg	0.3	0.5	08/28/08 9:45	erf/rac
Barium, total (3050)	M6010B ICP	62.6			mg/Kg	0.3	2	08/28/08 2:11	ear/aeh
Beryllium, total (3050)	M6010B ICP	0.5	B		mg/Kg	0.2	1	08/29/08 23:04	aeh
Cadmium, total (3050)	M6010B ICP	2.0	B		mg/Kg	0.5	2	08/28/08 2:11	ear/aeh
Chromium, total (3050)	M6010B ICP	36			mg/Kg	1	5	08/28/08 2:11	ear/aeh
Cobalt, total (3050)	M6010B ICP	25			mg/Kg	1	5	08/28/08 2:11	ear/aeh
Copper, total (3050)	M6010B ICP	5150		*	mg/Kg	1	5	08/28/08 2:11	ear/aeh
Lead, total (3050)	M6020 ICP-MS	147		*	mg/Kg	0.05	0.3	08/28/08 9:45	erf/rac
Manganese, total (3050)	M6010B ICP	645			mg/Kg	0.5	3	08/28/08 2:11	ear/aeh
Mercury, total	M7471A CVAA	0.23			mg/Kg	0.04	0.2	08/30/08 22:56	jws/pmc
Molybdenum, total (3050)	M6010B ICP	5610		*	mg/Kg	1	5	08/28/08 2:11	ear/aeh
Nickel, total (3050)	M6010B ICP	16			mg/Kg	1	5	08/28/08 2:11	ear/aeh
Selenium, total (3050)	M6020 ICP-MS	3.96		*	mg/Kg	0.05	0.3	08/29/08 7:28	erf/rac
Thallium, total (3050)	M6020 ICP-MS	0.26	B	*	mg/Kg	0.05	0.3	08/28/08 9:45	erf/rac
Uranium, total (3050)	M6020 ICP-MS	9.21		*	mg/Kg	0.05	0.3	08/28/08 9:45	erf/rac
Zinc, total (3050)	M6010B ICP	393		*	mg/Kg	1	5	08/28/08 2:11	ear/aeh

Soil Analysis

Parameter	EPA Method	Result	Qual	XQ	Units	MDL	PQL	Date	Analyst
Solids, Percent	CLPSOW390, PART F, D-98	94.6		*	%	0.1	0.5	08/20/08 6:04	bjl

Soil Preparation

Parameter	EPA Method	Result	Qual	XQ	Units	MDL	PQL	Date	Analyst
Air Dry at 34 Degrees C	USDA No. 1, 1972			*				08/19/08 5:38	bjl
Digestion - Hot Plate	M3050B ICP-MS							08/24/08 15:19	bjl
Sieve-2000 um (2.0mm)	ASA No.9, 15-4.2.2			*				08/24/08 6:21	lwt/bjl

Arizona license number: AZ0102

EE 9/16/08

** Please refer to Qualifier Reports for details.*

ACZ Laboratories, Inc.
2773 Downhill Drive Steamboat Springs, CO 80487 (800) 334-5493

Inorganic Analytical Results

FMI Gold & Copper - Sierrita
Project ID: OJ07R9
Sample ID: EM-JS-07-15-16

ACZ Sample ID: ***L71176-09***
Date Sampled: *08/13/08 09:45*
Date Received: *08/14/08*
Sample Matrix: *Soil*

Metals Analysis

Parameter	EPA Method	Result	Qual	XQ	Units	MDL	PQL	Date	Analyst
Antimony, total (3050)	M6020 ICP-MS	2.8		*	mg/Kg	0.2	1	08/28/08 9:49	erf/rac
Arsenic, total (3050)	M6020 ICP-MS	17.8		*	mg/Kg	0.3	0.5	08/28/08 9:49	erf/rac
Barium, total (3050)	M6010B ICP	118			mg/Kg	0.3	2	08/28/08 2:14	ear/aeh
Beryllium, total (3050)	M6010B ICP	2.1			mg/Kg	0.2	1	08/29/08 23:08	aeh
Cadmium, total (3050)	M6010B ICP	6.0			mg/Kg	0.5	2	08/28/08 2:14	ear/aeh
Chromium, total (3050)	M6010B ICP	45			mg/Kg	1	5	08/28/08 2:14	ear/aeh
Cobalt, total (3050)	M6010B ICP	19			mg/Kg	1	5	08/28/08 2:14	ear/aeh
Copper, total (3050)	M6010B ICP	6910		*	mg/Kg	1	5	08/28/08 2:14	ear/aeh
Lead, total (3050)	M6020 ICP-MS	120		*	mg/Kg	0.05	0.3	08/28/08 9:49	erf/rac
Manganese, total (3050)	M6010B ICP	475			mg/Kg	0.5	3	08/28/08 2:14	ear/aeh
Mercury, total	M7471A CVAA	0.13	B		mg/Kg	0.04	0.2	08/30/08 22:58	jws/pmc
Molybdenum, total (3050)	M6010B ICP	1050		*	mg/Kg	1	5	08/28/08 2:14	ear/aeh
Nickel, total (3050)	M6010B ICP	12			mg/Kg	1	5	08/28/08 2:14	ear/aeh
Selenium, total (3050)	M6020 ICP-MS	2.45		*	mg/Kg	0.05	0.3	08/29/08 7:32	erf/rac
Thallium, total (3050)	M6020 ICP-MS	0.35		*	mg/Kg	0.05	0.3	08/28/08 9:49	erf/rac M1
Uranium, total (3050)	M6020 ICP-MS	36.90		*	mg/Kg	0.05	0.3	08/28/08 9:49	erf/rac M1, R8
Zinc, total (3050)	M6010B ICP	386		*	mg/Kg	1	5	08/28/08 2:14	ear/aeh

Soil Analysis

Parameter	EPA Method	Result	Qual	XQ	Units	MDL	PQL	Date	Analyst
Solids, Percent	CLPSOW390, PART F, D-98	79.6		*	%	0.1	0.5	08/20/08 8:15	bjl

Soil Preparation

Parameter	EPA Method	Result	Qual	XQ	Units	MDL	PQL	Date	Analyst
Air Dry at 34 Degrees C	USDA No. 1, 1972			*				08/19/08 6:09	bjl
Digestion - Hot Plate	M3050B ICP-MS							08/24/08 15:43	bjl
Sieve-2000 um (2.0mm)	ASA No.9, 15-4.2.2			*				08/24/08 7:29	lwt/bjl

Arizona license number: AZ0102

EQ 9/16/08

** Please refer to Qualifier Reports for details.*

SIERRITA
DATA REVIEW SUMMARY

Data Package Number: L71473 Sampling Event: August 27th, 2008
Sample-specific Parameter Review? **Yes** Laboratory Performance Parameters? **No**
Data Reviewer: Liz Kraak Date Completed: 10/06/08
Peer Reviewer: Geoff Webb Date Completed: 10/07/08

This report summarizes the verification of analytical data for 14 soil samples. The soil samples were analyzed for total metals by methods 6020, 6010B, and 7471A. ACZ Laboratories, Inc. of Steamboat Springs, Colorado performed the analyses. ACZ operates under laboratory licensure number AZ0102.

The data review was conducted in accordance with the criteria specified in the Draft Addendum – Quality Assurance Project Plan Sierrita Mine Green Valley, Arizona (April 2008). Independent review flags were assigned as required by Appendix E in the QAPP. The table below summarizes the samples and analyses presented in these data packages.

Field ID	Sample Type	Lab ID	Matrix	Analyses
				Total Metals
CP-JS-04-0-1	SA	L71473-01	S	X[m]
CP-JS-04-1-3	SA	L71473-02	S	X
CP-JS-04-5-7	SA	L71473-03	S	X
CP-JS-04-10-12	SA	L71473-04	S	X
CP-JS-04-15-17	SA	L71473-05	S	X
CP-JS-04-20	SA	L71473-06	S	X
OD-JS-03-0-1	SA	L71473-07	S	X
OD-JS-03-1-3	SA	L71473-08	S	X
OD-JS-03-1-3D	FD	L71473-09	S	X
CS-JS-05-0-1	SA	L71473-10	S	X
CS-JS-05-1-3	SA	L71473-11	S	X
CS-JS-05-1-3D	FD	L71473-12	S	X
CS-JS-06-0-1	SA	L71473-13	S	X
CS-JS-06-1-3	SA	L71473-14	S	X[m]

Matrix: S = Soil QC Type: SA = Sample m = Matrix spike and/ or matrix spike duplicate.
--- = Not analyzed for this parameter
Total Metals = Antimony, Arsenic, Barium, Beryllium, cadmium, Chromium, Cobalt, Copper, Lead, manganese, Mercury, Molybdenum, Nickel, Selenium, Thallium, Uranium, and Zinc

General Overall Assessment (Flags applied per ADEQ data qualifying process and QAPP guidance):

_____ Data are usable without qualification.

_X_ Data are usable with qualification (noted below).

_____ Some or all data are unusable for any purpose (detailed below).

Case Narrative Summary: Except as noted below, any of the issues noted in the laboratory case narrative potentially affecting data quality are addressed in the appropriate sections in the table below. Results reported between the MDL and RL were flagged with a B by the laboratory. No additional qualifiers were added during data review for those results reported between the MDL and RL.

Review Parameter	Criteria Met?	Comments
Sample-specific Parameters	Complete with "Yes", "No", or "Not Applicable (N/A)".	For each "No" response, list what was out, associated acceptance limits, all qualified data, and bias direction or reference associated table with pertinent details.
COC & Sample Receipt	Yes	Samples were received intact and the cooler temperature was 2.7°C upon arrival at the laboratory, which met the criterion of ≤6°C. Qualification of data was not necessary. The percent solid is performed on the soil samples as received and this percent solid is reported on the result form. For the metals analysis, the soil samples are dried prior to sample preparation. Another percent solid is performed on the air dried sample to use as a correction factor for the sample result after analysis. This correction factor is also applied to the MDL and RL, but because the percent solid is performed on the air dried sample this correction factor is small. Therefore, the MDL and RLs are the same from sample to sample. The sample and results are reported on a dry weight basis. Samples were not air dried for the mercury analysis. The mercury samples were prepared as received and dry weight corrected.
Holding Times	Yes	All samples were analyzed within holding time requirements.
Method Blanks Calibration Blanks	Yes	Target analytes were not detected in the method blanks or continuing calibration blanks. Data qualification was not required.
Matrix QC • MS/MSD CS-JS-06-1-3 (Antimony, Arsenic, Lead, Selenium, Thallium, Uranium) CP-JS-04-01 (Barium, Beryllium, Cadmium, Chromium, Cobalt, Manganese, Mercury, Molybdenum, Nickel) • LD CP-JS-04-1-3 (Antimony, Arsenic, Barium, Beryllium, Cadmium, Chromium, Cobalt, Lead, Manganese, Molybdenum, Nickel, Selenium, Thallium, Uranium) CS-JS-06-1-3 (Percent Solids)	No	With the exceptions noted in Table 1 below, the recoveries and RPDs for the matrix spike (MS) and matrix spike duplicate (MSD) analyses were within the laboratory-determined acceptance range. The MS/MSD recoveries for sample CP-JS-04-01 could not be evaluated for total manganese and total molybdenum because the results in the native sample were greater than four times the concentration of the spike added during digestion. Since the sample concentrations are so much greater than the spike added, the MS/MSD recoveries are not considered to be a representative measure of accuracy. Further action or qualification was not necessary. The agreement between parent sample results and the lab duplicate sample results was evaluated for total metals and percent solids. With the exceptions noted in Table 2, all of the results met the evaluation criteria.
Method QC • Serial Dilution N/A • Internal Standards	N/A	
	Yes	**Internal Standards** All internal standards were within the laboratory-determined acceptance limits. Data qualification was not required.
Field QC • Rinsate Blank N/A • Field Duplicate OD-JS-03-1-3D CS-JS-05-1-3D • Field Blank N/A	Yes	The field duplicate pairs OD-JS-03-1-3/ OD-JS-03-1-3D and CS-JS-05-1-3/ OD-JS-05-1-3D met the applicable evaluation criteria. Data qualification was not required.
Laboratory Control Sample/ Laboratory Control Sample Duplicate (LCS/LCSD)	Yes	All LCS and LCSD percent recoveries and RPDs were within laboratory-determined acceptance limits. Data qualification was not required.

Review Parameter	Criteria Met?	Comments
Elevated RLs without associated non-detect results	Yes	
Package Completeness	Yes	
Other Parameters	N/A	

Table 1: MS/MSD Recovery and RPD Outliers and Resultant Qualification

Sample	Analyte	%Rs (Limits)	RPD (Limit)	Qualification
CS-JS-06-1-3 WG251542	Total Antimony	**27.3**/ **29.1** (75-125)	5.54 (20)	As the potential bias was considered to be low, the total antimony and total barium result was flagged with a M2.
CS-JS-06-1-3 WG251755		**30.3**/ **30.1** (75-125)	0.66 (20)	
CP-JS-04-01	Total Barium	**54.7**/ **45.2** (75-125)	2.52 (20)	
	Total Chromium	11.3/ 88.7 (75-125)	**20.54** (20)	As the total chromium RPD was not within acceptance limits, the total chromium result was flagged with an R8.

%R = Percent Recovery

M2 = Matrix spike recovery was low; the associated blank spike recovery was acceptable.

RPD = Relative Percent Difference

R8 = Sample RPD exceeded the method acceptance criteria.

Table 2: Laboratory Duplicate RPD Outliers and Resultant Data Qualification

Sample	Analyte	RPD (Limit)	Qualification
CP-JS-04-1-3	Total Chromium	**38.7** (20)	As the listed analytical results RPDs were not within acceptance limits, the total chromium, total selenium, total thallium, and total uranium results for sample CP-JS-04-1-3 were flagged with an R8.
CP-JS-04-1-3 WG251542	Total Selenium	**47.7** (20)	
CP-JS-04-1-3 WG251755		**46.4** (20)	
CP-JS-04-1-3 WG251755	Total Thallium	**24** (20)	
CP-JS-04-1-3 WG251542	Total Uranium	**22.1** (20)	
CP-JS-04-1-3 WG251755		**23.2** (20)	

RPD – relative Percent Difference R8 = Sample RPD exceeded the method acceptance criteria.

ACZ Laboratories, Inc.

2773 Downhill Drive Steamboat Springs, CO 80487 (800) 334-5493

Inorganic Analytical Results

FMI Gold & Copper - Sierrita

Project ID: OJ07R9

Sample ID: CP-JS-04-0-1

ACZ Sample ID: *L71473-01*

Date Sampled: *08/27/08 10:25*

Date Received: *08/28/08*

Sample Matrix: *Soil*

Metals Analysis

Parameter	EPA Method	Result	Qual	XQ	Units	MDL	PQL	Date	Analyst
Antimony, total (3050)	M6020 ICP-MS	0.4	B	*	mg/Kg	0.2	1	09/11/08 19:04	rac
Arsenic, total (3050)	M6020 ICP-MS	4.5		*	mg/Kg	0.3	0.5	09/11/08 19:04	rac
Barium, total (3050)	M6010B ICP	165		*	mg/Kg	0.3	2	09/05/08 21:14	ear MZ
Beryllium, total (3050)	M6010B ICP	0.5	B	*	mg/Kg	0.2	1	09/05/08 21:14	ear
Cadmium, total (3050)	M6010B ICP		U	*	mg/Kg	0.5	2	09/05/08 21:14	ear
Chromium, total (3050)	M6010B ICP	5	B		mg/Kg	1	5	09/05/08 21:14	ear R8
Cobalt, total (3050)	M6010B ICP	13		*	mg/Kg	1	5	09/05/08 21:14	ear
Copper, total (3050)	M6010B ICP	1710			mg/Kg	1	5	09/17/08 10:15	aeh
Lead, total (3050)	M6020 ICP-MS	14.30			mg/Kg	0.05	0.3	09/11/08 19:04	rac
Manganese, total (3050)	M6010B ICP	396		*	mg/Kg	0.5	3	09/05/08 21:14	ear
Mercury, total	M7471A CVAA		U		mg/Kg	0.04	0.2	09/17/08 14:23	jws/nek
Molybdenum, total (3050)	M6010B ICP	223		*	mg/Kg	1	5	09/05/08 21:14	ear
Nickel, total (3050)	M6010B ICP	8		*	mg/Kg	1	5	09/05/08 21:14	ear
Selenium, total (3050)	M6020 ICP-MS	1.26		*	mg/Kg	0.05	0.3	09/11/08 19:04	rac
Thallium, total (3050)	M6020 ICP-MS	0.35		*	mg/Kg	0.05	0.3	09/11/08 19:04	rac EQ 10/06/08
Uranium, total (3050)	M6020 ICP-MS	4.96		*	mg/Kg	0.05	0.3	09/11/08 19:04	rac R
Zinc, total (3050)	M6010B ICP	82		*	mg/Kg	1	5	09/17/08 10:15	aeh

Soil Analysis

Parameter	EPA Method	Result	Qual	XQ	Units	MDL	PQL	Date	Analyst
Solids, Percent	CLPSOW390, PART F, D-98	95.6		*	%	0.1	0.5	08/29/08 20:08	brd/lwt

Soil Preparation

Parameter	EPA Method	Result	Qual	XQ	Units	MDL	PQL	Date	Analyst
Air Dry at 34 Degrees C	USDA No. 1, 1972			*				08/29/08 11:35	brd
Digestion - Hot Plate	M3050B ICP-MS							09/15/08 6:54	bjl
Sieve-2000 um (2.0mm)	ASA No.9, 15-4.2.2			*				09/02/08 14:27	lwt

Arizona license number: AZ0102

EQ 10/06/08

REPIN.02.06.05.01

** Please refer to Qualifier Reports for details.*

ACZ Laboratories, Inc.

2773 Downhill Drive Steamboat Springs, CO 80487 (800) 334-5493

Inorganic Analytical Results

FMI Gold & Copper - Sierrita
Project ID: OJ07R9
Sample ID: CP-JS-04-1-3

ACZ Sample ID: ***L71473-02***
Date Sampled: *08/27/08 10:25*
Date Received: *08/28/08*
Sample Matrix: *Soil*

Metals Analysis

Parameter	EPA Method	Result	Qual	XQ	Units	MDL	PQL	Date	Analyst
Antimony, total (3050)	M6020 ICP-MS	0.2	B	*	mg/Kg	0.2	1	09/11/08 19:18	rac
Arsenic, total (3050)	M6020 ICP-MS	1.6		*	mg/Kg	0.3	0.5	09/11/08 19:18	rac
Barium, total (3050)	M6010B ICP	172		*	mg/Kg	0.3	2	09/05/08 21:36	ear
Beryllium, total (3050)	M6010B ICP	0.4	B	*	mg/Kg	0.2	1	09/05/08 21:36	ear
Cadmium, total (3050)	M6010B ICP		U	*	mg/Kg	0.5	2	09/05/08 21:36	ear
Chromium, total (3050)	M6010B ICP	5		*	mg/Kg	1	5	09/05/08 21:36	ear R8
Cobalt, total (3050)	M6010B ICP	12		*	mg/Kg	1	5	09/05/08 21:36	ear
Copper, total (3050)	M6010B ICP	684			mg/Kg	1	5	09/17/08 10:18	aeh
Lead, total (3050)	M6020 ICP-MS	4.55			mg/Kg	0.05	0.3	09/11/08 19:18	rac
Manganese, total (3050)	M6010B ICP	469		*	mg/Kg	0.5	3	09/05/08 21:36	ear
Mercury, total	M7471A CVAA		U		mg/Kg	0.04	0.2	09/17/08 14:30	jws/nek
Molybdenum, total (3050)	M6010B ICP	24		*	mg/Kg	1	5	09/05/08 21:36	ear
Nickel, total (3050)	M6010B ICP	8		*	mg/Kg	1	5	09/05/08 21:36	ear
Selenium, total (3050)	M6020 ICP-MS	0.26	B	*	mg/Kg	0.05	0.3	09/11/08 19:18	rac R8
Thallium, total (3050)	M6020 ICP-MS	0.28	B	*	mg/Kg	0.05	0.3	09/11/08 19:18	rac R8
Uranium, total (3050)	M6020 ICP-MS	5.03		*	mg/Kg	0.05	0.3	09/11/08 19:18	rac R8
Zinc, total (3050)	M6010B ICP	77		*	mg/Kg	1	5	09/17/08 10:18	aeh

Soil Analysis

Parameter	EPA Method	Result	Qual	XQ	Units	MDL	PQL	Date	Analyst
Solids, Percent	CLPSOW390, PART F, D-98	95.6		*	%	0.1	0.5	08/30/08 2:16	brd/lwt

Soil Preparation

Parameter	EPA Method	Result	Qual	XQ	Units	MDL	PQL	Date	Analyst
Air Dry at 34 Degrees C	USDA No. 1, 1972			*				08/29/08 11:44	brd
Digestion - Hot Plate	M3050B ICP-MS							09/15/08 7:12	bjl
Sieve-2000 um (2.0mm)	ASA No.9, 15-4.2.2			*				09/02/08 14:32	lwt

Arizona license number: AZ0102

EQ 10/06/08

** Please refer to Qualifier Reports for details.*

ACZ Laboratories, Inc.

2773 Downhill Drive Steamboat Springs, CO 80487 (800) 334-5493

Inorganic Analytical Results

FMI Gold & Copper - Sierrita

Project ID: OJ07R9

Sample ID: CP-JS-04-5-7

ACZ Sample ID: ***L71473-03***

Date Sampled: *08/27/08 10:33*

Date Received: *08/28/08*

Sample Matrix: *Soil*

Metals Analysis

Parameter	EPA Method	Result	Qual	XQ	Units	MDL	PQL	Date	Analyst
Antimony, total (3050)	M6020 ICP-MS	0.4	B	*	mg/Kg	0.2	1	09/11/08 19:44	rac
Arsenic, total (3050)	M6020 ICP-MS	8.7		*	mg/Kg	0.3	0.5	09/11/08 19:44	rac
Barium, total (3050)	M6010B ICP	183		*	mg/Kg	0.3	2	09/05/08 21:43	ear
Beryllium, total (3050)	M6010B ICP	0.4	B	*	mg/Kg	0.2	1	09/05/08 21:43	ear
Cadmium, total (3050)	M6010B ICP		U	*	mg/Kg	0.5	2	09/05/08 21:43	ear
Chromium, total (3050)	M6010B ICP	5		*	mg/Kg	1	5	09/05/08 21:43	ear
Cobalt, total (3050)	M6010B ICP	11		*	mg/Kg	1	5	09/05/08 21:43	ear
Copper, total (3050)	M6010B ICP	1400			mg/Kg	1	5	09/17/08 10:21	aeh
Lead, total (3050)	M6020 ICP-MS	10.90			mg/Kg	0.05	0.3	09/11/08 19:44	rac
Manganese, total (3050)	M6010B ICP	343		*	mg/Kg	0.5	3	09/05/08 21:43	ear
Mercury, total	M7471A CVAA		U		mg/Kg	0.04	0.2	09/17/08 14:32	jws/nek
Molybdenum, total (3050)	M6010B ICP	202		*	mg/Kg	1	5	09/05/08 21:43	ear
Nickel, total (3050)	M6010B ICP	7		*	mg/Kg	1	5	09/05/08 21:43	ear
Selenium, total (3050)	M6020 ICP-MS	0.76		*	mg/Kg	0.05	0.3	09/11/08 19:44	rac
Thallium, total (3050)	M6020 ICP-MS	0.36		*	mg/Kg	0.05	0.3	09/11/08 19:44	rac
Uranium, total (3050)	M6020 ICP-MS	16.00		*	mg/Kg	0.05	0.3	09/11/08 19:44	rac
Zinc, total (3050)	M6010B ICP	63		*	mg/Kg	1	5	09/17/08 10:21	aeh

Soil Analysis

Parameter	EPA Method	Result	Qual	XQ	Units	MDL	PQL	Date	Analyst
Solids, Percent	CLPSOW390, PART F, D-98	93.9		*	%	0.1	0.5	08/30/08 8:24	brd/lwt

Soil Preparation

Parameter	EPA Method	Result	Qual	XQ	Units	MDL	PQL	Date	Analyst
Air Dry at 34 Degrees C	USDA No. 1, 1972			*				08/29/08 11:53	brd
Digestion - Hot Plate	M3050B ICP-MS							09/15/08 7:30	bjl
Sieve-2000 um (2.0mm)	ASA No.9, 15-4.2.2			*				09/02/08 14:38	lwt

Arizona license number: AZ0102

EQ 10/06/08

** Please refer to Qualifier Reports for details.*

ACZ Laboratories, Inc.

2773 Downhill Drive Steamboat Springs, CO 80487 (800) 334-5493

Inorganic Analytical Results

FMI Gold & Copper - Sierrita

Project ID: OJ07R9

Sample ID: CP-JS-04-10-12

ACZ Sample ID: ***L71473-04***

Date Sampled: *08/27/08 10:40*

Date Received: *08/28/08*

Sample Matrix: *Soil*

Metals Analysis

Parameter	EPA Method	Result	Qual	XQ	Units	MDL	PQL	Date	Analyst
Antimony, total (3050)	M6020 ICP-MS		U	*	mg/Kg	0.2	1	09/11/08 19:51	rac
Arsenic, total (3050)	M6020 ICP-MS	2.3		*	mg/Kg	0.3	0.5	09/11/08 19:51	rac
Barium, total (3050)	M6010B ICP	106		*	mg/Kg	0.3	2	09/05/08 21:47	ear
Beryllium, total (3050)	M6010B ICP	0.4	B	*	mg/Kg	0.2	1	09/05/08 21:47	ear
Cadmium, total (3050)	M6010B ICP		U	*	mg/Kg	0.5	2	09/05/08 21:47	ear
Chromium, total (3050)	M6010B ICP	5		*	mg/Kg	1	5	09/05/08 21:47	ear
Cobalt, total (3050)	M6010B ICP	9		*	mg/Kg	1	5	09/05/08 21:47	ear
Copper, total (3050)	M6010B ICP	1080			mg/Kg	1	5	09/17/08 10:24	aeh
Lead, total (3050)	M6020 ICP-MS	5.36			mg/Kg	0.05	0.3	09/11/08 19:51	rac
Manganese, total (3050)	M6010B ICP	347		*	mg/Kg	0.5	3	09/05/08 21:47	ear
Mercury, total	M7471A CVAA		U		mg/Kg	0.04	0.2	09/17/08 14:34	jws/nek
Molybdenum, total (3050)	M6010B ICP	34		*	mg/Kg	1	5	09/05/08 21:47	ear
Nickel, total (3050)	M6010B ICP	7		*	mg/Kg	1	5	09/05/08 21:47	ear
Selenium, total (3050)	M6020 ICP-MS	0.56		*	mg/Kg	0.05	0.3	09/11/08 19:51	rac
Thallium, total (3050)	M6020 ICP-MS	0.26	B	*	mg/Kg	0.05	0.3	09/11/08 19:51	rac
Uranium, total (3050)	M6020 ICP-MS	8.72		*	mg/Kg	0.05	0.3	09/11/08 19:51	rac
Zinc, total (3050)	M6010B ICP	71		*	mg/Kg	1	5	09/17/08 10:24	aeh

Soil Analysis

Parameter	EPA Method	Result	Qual	XQ	Units	MDL	PQL	Date	Analyst
Solids, Percent	CLPSOW390, PART F, D-98	94.4		*	%	0.1	0.5	08/30/08 14:32	brd/lwt

Soil Preparation

Parameter	EPA Method	Result	Qual	XQ	Units	MDL	PQL	Date	Analyst
Air Dry at 34 Degrees C	USDA No. 1, 1972			*				08/29/08 12:02	brd
Digestion - Hot Plate	M3050B ICP-MS							09/15/08 7:48	bjl
Sieve-2000 um (2.0mm)	ASA No.9, 15-4.2.2			*				09/02/08 14:43	lwt

Arizona license number: AZ0102

ER 10/06/08

** Please refer to Qualifier Reports for details.*

ACZ Laboratories, Inc.

2773 Downhill Drive Steamboat Springs, CO 80487 (800) 334-5493

Inorganic Analytical Results

FMI Gold & Copper - Sierrita

Project ID: OJ07R9

Sample ID: CP-JS-04-15-17

ACZ Sample ID: ***L71473-05***

Date Sampled: *08/27/08 10:52*

Date Received: *08/28/08*

Sample Matrix: *Soil*

Metals Analysis

Parameter	EPA Method	Result	Qual	XQ	Units	MDL	PQL	Date	Analyst
Antimony, total (3050)	M6020 ICP-MS	0.2	B	*	mg/Kg	0.2	1	09/11/08 19:57	rac
Arsenic, total (3050)	M6020 ICP-MS	2.1		*	mg/Kg	0.3	0.5	09/11/08 19:57	rac
Barium, total (3050)	M6010B ICP	108		*	mg/Kg	0.3	2	09/05/08 21:51	ear
Beryllium, total (3050)	M6010B ICP	0.5	B	*	mg/Kg	0.2	1	09/05/08 21:51	ear
Cadmium, total (3050)	M6010B ICP		U	*	mg/Kg	0.5	2	09/05/08 21:51	ear
Chromium, total (3050)	M6010B ICP	5		*	mg/Kg	1	5	09/05/08 21:51	ear
Cobalt, total (3050)	M6010B ICP	8		*	mg/Kg	1	5	09/05/08 21:51	ear
Copper, total (3050)	M6010B ICP	1760			mg/Kg	1	5	09/17/08 10:34	aeh
Lead, total (3050)	M6020 ICP-MS	7.04			mg/Kg	0.05	0.3	09/11/08 19:57	rac
Manganese, total (3050)	M6010B ICP	374		*	mg/Kg	0.5	3	09/05/08 21:51	ear
Mercury, total	M7471A CVAA		U		mg/Kg	0.04	0.2	09/17/08 14:36	jws/nek
Molybdenum, total (3050)	M6010B ICP	51		*	mg/Kg	1	5	09/05/08 21:51	ear
Nickel, total (3050)	M6010B ICP	7		*	mg/Kg	1	5	09/05/08 21:51	ear
Selenium, total (3050)	M6020 ICP-MS	0.48		*	mg/Kg	0.05	0.3	09/11/08 19:57	rac
Thallium, total (3050)	M6020 ICP-MS	0.22	B	*	mg/Kg	0.05	0.3	09/11/08 19:57	rac
Uranium, total (3050)	M6020 ICP-MS	7.39		*	mg/Kg	0.05	0.3	09/11/08 19:57	rac
Zinc, total (3050)	M6010B ICP	59		*	mg/Kg	1	5	09/17/08 10:34	aeh

Soil Analysis

Parameter	EPA Method	Result	Qual	XQ	Units	MDL	PQL	Date	Analyst
Solids, Percent	CLPSOW390, PART F, D-98	95.2		*	%	0.1	0.5	08/30/08 20:40	brd/lwt

Soil Preparation

Parameter	EPA Method	Result	Qual	XQ	Units	MDL	PQL	Date	Analyst
Air Dry at 34 Degrees C	USDA No. 1, 1972			*				08/29/08 12:11	brd
Digestion - Hot Plate	M3050B ICP-MS							09/15/08 8:06	bjl
Sieve-2000 um (2.0mm)	ASA No.9, 15-4.2.2			*				09/02/08 14:48	lwt

Arizona license number: AZ0102

EQ 10/06/08

** Please refer to Qualifier Reports for details.*

ACZ Laboratories, Inc.

2773 Downhill Drive Steamboat Springs, CO 80487 (800) 334-5493

Inorganic Analytical Results

FMI Gold & Copper - Sierrita

Project ID: OJ07R9

Sample ID: CP-JS-04-20

ACZ Sample ID: ***L71473-06***

Date Sampled: *08/27/08 11:02*

Date Received: *08/28/08*

Sample Matrix: *Soil*

Metals Analysis

Parameter	EPA Method	Result	Qual	XQ	Units	MDL	PQL	Date	Analyst
Antimony, total (3050)	M6020 ICP-MS		U	*	mg/Kg	0.2	1	09/11/08 20:04	rac
Arsenic, total (3050)	M6020 ICP-MS	2.2		*	mg/Kg	0.3	0.5	09/11/08 20:04	rac
Barium, total (3050)	M6010B ICP	169		*	mg/Kg	0.3	2	09/05/08 21:55	ear
Beryllium, total (3050)	M6010B ICP	0.4	B	*	mg/Kg	0.2	1	09/05/08 21:55	ear
Cadmium, total (3050)	M6010B ICP		U	*	mg/Kg	0.5	2	09/05/08 21:55	ear
Chromium, total (3050)	M6010B ICP	7		*	mg/Kg	1	5	09/05/08 21:55	ear
Cobalt, total (3050)	M6010B ICP	10		*	mg/Kg	1	5	09/05/08 21:55	ear
Copper, total (3050)	M6010B ICP	582			mg/Kg	1	5	09/17/08 10:38	aeh
Lead, total (3050)	M6020 ICP-MS	4.12			mg/Kg	0.05	0.3	09/11/08 20:04	rac
Manganese, total (3050)	M6010B ICP	350		*	mg/Kg	0.5	3	09/05/08 21:55	ear
Mercury, total	M7471A CVAA		U		mg/Kg	0.04	0.2	09/17/08 15:31	jws/nek
Molybdenum, total (3050)	M6010B ICP	24		*	mg/Kg	1	5	09/05/08 21:55	ear
Nickel, total (3050)	M6010B ICP	8		*	mg/Kg	1	5	09/05/08 21:55	ear
Selenium, total (3050)	M6020 ICP-MS	0.29	B	*	mg/Kg	0.05	0.3	09/11/08 20:04	rac
Thallium, total (3050)	M6020 ICP-MS	0.27	B	*	mg/Kg	0.05	0.3	09/11/08 20:04	rac
Uranium, total (3050)	M6020 ICP-MS	6.96		*	mg/Kg	0.05	0.3	09/11/08 20:04	rac
Zinc, total (3050)	M6010B ICP	29		*	mg/Kg	1	5	09/17/08 10:38	aeh

Soil Analysis

Parameter	EPA Method	Result	Qual	XQ	Units	MDL	PQL	Date	Analyst
Solids, Percent	CLPSOW390, PART F, D-98	95.5		*	%	0.1	0.5	08/31/08 2:48	brd/lwt

Soil Preparation

Parameter	EPA Method	Result	Qual	XQ	Units	MDL	PQL	Date	Analyst
Air Dry at 34 Degrees C	USDA No. 1, 1972			*				08/29/08 12:20	brd
Digestion - Hot Plate	M3050B ICP-MS							09/15/08 8:24	bjl
Sieve-2000 um (2.0mm)	ASA No.9, 15-4.2.2			*				09/02/08 14:53	lwt

Arizona license number: AZ0102

EQ 10/06/08

REPIN.02.06.05.01

** Please refer to Qualifier Reports for details.*

ACZ Laboratories, Inc.

2773 Downhill Drive Steamboat Springs, CO 80487 (800) 334-5493

Inorganic Analytical Results

FMI Gold & Copper - Sierrita

Project ID: OJ07R9

Sample ID: OD-JS-03-0-1

ACZ Sample ID: ***L71473-07***

Date Sampled: *08/27/08 11:30*

Date Received: *08/28/08*

Sample Matrix: *Soil*

Metals Analysis

Parameter	EPA Method	Result	Qual	XQ	Units	MDL	PQL	Date	Analyst
Antimony, total (3050)	M6020 ICP-MS	0.6	B	*	mg/Kg	0.2	1	09/14/08 8:36	erf
Arsenic, total (3050)	M6020 ICP-MS	10.6		*	mg/Kg	0.3	0.5	09/14/08 8:36	erf
Barium, total (3050)	M6010B ICP	118		*	mg/Kg	0.3	2	09/05/08 21:58	ear
Beryllium, total (3050)	M6010B ICP	0.3	B	*	mg/Kg	0.2	1	09/05/08 21:58	ear
Cadmium, total (3050)	M6010B ICP		U	*	mg/Kg	0.5	2	09/05/08 21:58	ear
Chromium, total (3050)	M6010B ICP	8		*	mg/Kg	1	5	09/05/08 21:58	ear
Cobalt, total (3050)	M6010B ICP	8		*	mg/Kg	1	5	09/05/08 21:58	ear
Copper, total (3050)	M6010B ICP	1470			mg/Kg	1	5	09/17/08 10:41	aeh
Lead, total (3050)	M6020 ICP-MS	19.30		*	mg/Kg	0.05	0.3	09/14/08 8:36	erf
Manganese, total (3050)	M6010B ICP	236		*	mg/Kg	0.5	3	09/05/08 21:58	ear
Mercury, total	M7471A CVAA		U		mg/Kg	0.04	0.2	09/17/08 15:34	jws/nek
Molybdenum, total (3050)	M6010B ICP	97		*	mg/Kg	1	5	09/05/08 21:58	ear
Nickel, total (3050)	M6010B ICP	7		*	mg/Kg	1	5	09/05/08 21:58	ear
Selenium, total (3050)	M6020 ICP-MS	0.85		*	mg/Kg	0.05	0.3	09/14/08 8:36	erf
Thallium, total (3050)	M6020 ICP-MS	0.23	B	*	mg/Kg	0.05	0.3	09/14/08 8:36	erf
Uranium, total (3050)	M6020 ICP-MS	4.32		*	mg/Kg	0.05	0.3	09/14/08 8:36	erf
Zinc, total (3050)	M6010B ICP	111		*	mg/Kg	1	5	09/17/08 10:41	aeh

Soil Analysis

Parameter	EPA Method	Result	Qual	XQ	Units	MDL	PQL	Date	Analyst
Solids, Percent	CLPSOW390, PART F, D-98	86.4		*	%	0.1	0.5	08/31/08 8:56	brd/lwt

Soil Preparation

Parameter	EPA Method	Result	Qual	XQ	Units	MDL	PQL	Date	Analyst
Air Dry at 34 Degrees C	USDA No. 1, 1972			*				08/29/08 12:30	brd
Digestion - Hot Plate	M3050B ICP-MS							09/15/08 8:42	bjl
Sieve-2000 um (2.0mm)	ASA No.9, 15-4.2.2			*				09/02/08 14:59	lwt

Arizona license number: AZ0102

ER 10/06/08

** Please refer to Qualifier Reports for details.*

ACZ Laboratories, Inc.

2773 Downhill Drive Steamboat Springs, CO 80487 (800) 334-5493

Inorganic Analytical Results

FMI Gold & Copper - Sierrita

Project ID: OJ07R9

Sample ID: OD-JS-03-1-3

ACZ Sample ID: ***L71473-08***

Date Sampled: *08/27/08 11:30*

Date Received: *08/28/08*

Sample Matrix: *Soil*

Metals Analysis

Parameter	EPA Method	Result	Qual	XQ	Units	MDL	PQL	Date	Analyst
Antimony, total (3050)	M6020 ICP-MS	0.4	B	*	mg/Kg	0.2	1	09/11/08 20:17	rac
Arsenic, total (3050)	M6020 ICP-MS	6.4		*	mg/Kg	0.3	0.5	09/11/08 20:17	rac
Barium, total (3050)	M6010B ICP	114		*	mg/Kg	0.3	2	09/05/08 22:02	ear
Beryllium, total (3050)	M6010B ICP		U	*	mg/Kg	0.2	1	09/05/08 22:02	ear
Cadmium, total (3050)	M6010B ICP		U	*	mg/Kg	0.5	2	09/05/08 22:02	ear
Chromium, total (3050)	M6010B ICP	5		*	mg/Kg	1	5	09/05/08 22:02	ear
Cobalt, total (3050)	M6010B ICP	6		*	mg/Kg	1	5	09/05/08 22:02	ear
Copper, total (3050)	M6010B ICP	1510			mg/Kg	1	5	09/17/08 10:44	aeh
Lead, total (3050)	M6020 ICP-MS	10.60			mg/Kg	0.05	0.3	09/11/08 20:17	rac
Manganese, total (3050)	M6010B ICP	203		*	mg/Kg	0.5	3	09/05/08 22:02	ear
Mercury, total	M7471A CVAA		U		mg/Kg	0.05	0.2	09/17/08 15:36	jws/nek
Molybdenum, total (3050)	M6010B ICP	74		*	mg/Kg	1	5	09/05/08 22:02	ear
Nickel, total (3050)	M6010B ICP	6		*	mg/Kg	1	5	09/05/08 22:02	ear
Selenium, total (3050)	M6020 ICP-MS	0.72		*	mg/Kg	0.05	0.3	09/11/08 20:17	rac
Thallium, total (3050)	M6020 ICP-MS	0.23	B	*	mg/Kg	0.05	0.3	09/11/08 20:17	rac
Uranium, total (3050)	M6020 ICP-MS	3.31		*	mg/Kg	0.05	0.3	09/11/08 20:17	rac
Zinc, total (3050)	M6010B ICP	71		*	mg/Kg	1	5	09/17/08 10:44	aeh

Soil Analysis

Parameter	EPA Method	Result	Qual	XQ	Units	MDL	PQL	Date	Analyst
Solids, Percent	CLPSOW390, PART F, D-98	84.1		*	%	0.1	0.5	08/31/08 15:04	brd/lwt

Soil Preparation

Parameter	EPA Method	Result	Qual	XQ	Units	MDL	PQL	Date	Analyst
Air Dry at 34 Degrees C	USDA No. 1, 1972			*				08/29/08 12:39	brd
Digestion - Hot Plate	M3050B ICP-MS							09/15/08 9:00	bjl
Sieve-2000 um (2.0mm)	ASA No.9, 15-4.2.2			*				09/02/08 15:04	lwt

Arizona license number: AZ0102

EQ 10/06/08

** Please refer to Qualifier Reports for details.*

ACZ Laboratories, Inc.

2773 Downhill Drive Steamboat Springs, CO 80487 (800) 334-5493

Inorganic Analytical Results

FMI Gold & Copper - Sierrita

Project ID: OJ07R9

Sample ID: OD-JS-03-1-3D

ACZ Sample ID: ***L71473-09***

Date Sampled: *08/27/08 11:30*

Date Received: *08/28/08*

Sample Matrix: *Soil*

Metals Analysis

Parameter	EPA Method	Result	Qual	XQ	Units	MDL	PQL	Date	Analyst
Antimony, total (3050)	M6020 ICP-MS	0.3	B	*	mg/Kg	0.2	1	09/11/08 20:24	rac
Arsenic, total (3050)	M6020 ICP-MS	2.9		*	mg/Kg	0.3	0.5	09/11/08 20:24	rac
Barium, total (3050)	M6010B ICP	87.4		*	mg/Kg	0.3	2	09/05/08 22:06	ear
Beryllium, total (3050)	M6010B ICP		U	*	mg/Kg	0.2	1	09/05/08 22:06	ear
Cadmium, total (3050)	M6010B ICP		U	*	mg/Kg	0.5	2	09/05/08 22:06	ear
Chromium, total (3050)	M6010B ICP	7		*	mg/Kg	1	5	09/05/08 22:06	ear
Cobalt, total (3050)	M6010B ICP	9		*	mg/Kg	1	5	09/05/08 22:06	ear
Copper, total (3050)	M6010B ICP	1800			mg/Kg	1	5	09/17/08 10:47	aeh
Lead, total (3050)	M6020 ICP-MS	14.90			mg/Kg	0.05	0.3	09/11/08 20:24	rac
Manganese, total (3050)	M6010B ICP	186		*	mg/Kg	0.5	3	09/05/08 22:06	ear
Mercury, total	M7471A CVAA		U		mg/Kg	0.04	0.2	09/17/08 15:38	jws/nek
Molybdenum, total (3050)	M6010B ICP	74		*	mg/Kg	1	5	09/05/08 22:06	ear
Nickel, total (3050)	M6010B ICP	6		*	mg/Kg	1	5	09/05/08 22:06	ear
Selenium, total (3050)	M6020 ICP-MS	0.78		*	mg/Kg	0.05	0.3	09/11/08 20:24	rac
Thallium, total (3050)	M6020 ICP-MS	0.22	B	*	mg/Kg	0.05	0.3	09/11/08 20:24	rac
Uranium, total (3050)	M6020 ICP-MS	3.89		*	mg/Kg	0.05	0.3	09/11/08 20:24	rac
Zinc, total (3050)	M6010B ICP	76		*	mg/Kg	1	5	09/17/08 10:47	aeh

Soil Analysis

Parameter	EPA Method	Result	Qual	XQ	Units	MDL	PQL	Date	Analyst
Solids, Percent	CLPSOW390, PART F, D-98	89.9		*	%	0.1	0.5	08/31/08 21:12	brd/lwt

Soil Preparation

Parameter	EPA Method	Result	Qual	XQ	Units	MDL	PQL	Date	Analyst
Air Dry at 34 Degrees C	USDA No. 1, 1972			*				08/29/08 12:48	brd
Digestion - Hot Plate	M3050B ICP-MS							09/15/08 9:18	bjl
Sieve-2000 um (2.0mm)	ASA No.9, 15-4.2.2			*				09/02/08 15:09	lwt

Arizona license number: AZ0102

EQ 10/06/08

** Please refer to Qualifier Reports for details.*

ACZ Laboratories, Inc.

2773 Downhill Drive Steamboat Springs, CO 80487 (800) 334-5493

Inorganic Analytical Results

FMI Gold & Copper - Sierrita
Project ID: OJ07R9
Sample ID: CS-JS-05-0-1

ACZ Sample ID: ***L71473-10***
Date Sampled: *08/27/08 13:28*
Date Received: *08/28/08*
Sample Matrix: *Soil*

Metals Analysis

Parameter	EPA Method	Result	Qual	XQ	Units	MDL	PQL	Date	Analyst
Antimony, total (3050)	M6020 ICP-MS	0.2	B	*	mg/Kg	0.2	1	09/11/08 20:30	rac
Arsenic, total (3050)	M6020 ICP-MS	3.9		*	mg/Kg	0.3	0.5	09/11/08 20:30	rac
Barium, total (3050)	M6010B ICP	294		*	mg/Kg	0.3	2	09/05/08 22:10	ear
Beryllium, total (3050)	M6010B ICP	0.5	B	*	mg/Kg	0.2	1	09/05/08 22:10	ear
Cadmium, total (3050)	M6010B ICP		U	*	mg/Kg	0.5	2	09/05/08 22:10	ear
Chromium, total (3050)	M6010B ICP	5		*	mg/Kg	1	5	09/05/08 22:10	ear
Cobalt, total (3050)	M6010B ICP	12		*	mg/Kg	1	5	09/05/08 22:10	ear
Copper, total (3050)	M6010B ICP	116			mg/Kg	1	5	09/17/08 10:51	aeh
Lead, total (3050)	M6020 ICP-MS	38.10			mg/Kg	0.05	0.3	09/11/08 20:30	rac
Manganese, total (3050)	M6010B ICP	515		*	mg/Kg	0.5	3	09/05/08 22:10	ear
Mercury, total	M7471A CVAA		U		mg/Kg	0.04	0.2	09/17/08 15:40	jws/nek
Molybdenum, total (3050)	M6010B ICP	19		*	mg/Kg	1	5	09/05/08 22:10	ear
Nickel, total (3050)	M6010B ICP	11		*	mg/Kg	1	5	09/05/08 22:10	ear
Selenium, total (3050)	M6020 ICP-MS	0.16	B	*	mg/Kg	0.05	0.3	09/11/08 20:30	rac
Thallium, total (3050)	M6020 ICP-MS	0.36		*	mg/Kg	0.05	0.3	09/11/08 20:30	rac
Uranium, total (3050)	M6020 ICP-MS	5.08		*	mg/Kg	0.05	0.3	09/11/08 20:30	rac
Zinc, total (3050)	M6010B ICP	134		*	mg/Kg	1	5	09/17/08 10:51	aeh

Soil Analysis

Parameter	EPA Method	Result	Qual	XQ	Units	MDL	PQL	Date	Analyst
Solids, Percent	CLPSOW390, PART F, D-98	97.8		*	%	0.1	0.5	09/01/08 3:20	brd/lwt

Soil Preparation

Parameter	EPA Method	Result	Qual	XQ	Units	MDL	PQL	Date	Analyst
Air Dry at 34 Degrees C	USDA No. 1, 1972			*				08/29/08 12:57	brd
Digestion - Hot Plate	M3050B ICP-MS							09/15/08 9:36	bjl
Sieve-2000 um (2.0mm)	ASA No.9, 15-4.2.2			*				09/02/08 15:14	lwt

Arizona license number: AZ0102

EQ 10/06/08

** Please refer to Qualifier Reports for details.*

ACZ Laboratories, Inc.

2773 Downhill Drive Steamboat Springs, CO 80487 (800) 334-5493

Inorganic Analytical Results

FMI Gold & Copper - Sierrita

Project ID: OJ07R9

Sample ID: CS-JS-05-1-3

ACZ Sample ID: ***L71473-11***

Date Sampled: *08/27/08 13:28*

Date Received: *08/28/08*

Sample Matrix: *Soil*

Metals Analysis

Parameter	EPA Method	Result	Qual	XQ	Units	MDL	PQL	Date	Analyst
Antimony, total (3050)	M6020 ICP-MS	0.5	B	*	mg/Kg	0.2	1	09/11/08 20:37	rac
Arsenic, total (3050)	M6020 ICP-MS	14.6		*	mg/Kg	0.3	0.5	09/11/08 20:37	rac
Barium, total (3050)	M6010B ICP	103		*	mg/Kg	0.3	2	09/05/08 22:21	ear
Beryllium, total (3050)	M6010B ICP	0.6	B	*	mg/Kg	0.2	1	09/05/08 22:21	ear
Cadmium, total (3050)	M6010B ICP	1.7	B	*	mg/Kg	0.5	2	09/05/08 22:21	ear
Chromium, total (3050)	M6010B ICP	4	B	*	mg/Kg	1	5	09/05/08 22:21	ear
Cobalt, total (3050)	M6010B ICP	6		*	mg/Kg	1	5	09/05/08 22:21	ear
Copper, total (3050)	M6010B ICP	148			mg/Kg	1	5	09/17/08 10:54	aeh
Lead, total (3050)	M6020 ICP-MS	280		*	mg/Kg	0.1	0.5	09/14/08 8:43	erf
Manganese, total (3050)	M6010B ICP	538		*	mg/Kg	0.5	3	09/05/08 22:21	ear
Mercury, total	M7471A CVAA		U		mg/Kg	0.04	0.2	09/17/08 15:43	jws/nek
Molybdenum, total (3050)	M6010B ICP	17		*	mg/Kg	1	5	09/05/08 22:21	ear
Nickel, total (3050)	M6010B ICP	6		*	mg/Kg	1	5	09/05/08 22:21	ear
Selenium, total (3050)	M6020 ICP-MS	0.39		*	mg/Kg	0.05	0.3	09/11/08 20:37	rac
Thallium, total (3050)	M6020 ICP-MS	0.17	B	*	mg/Kg	0.05	0.3	09/11/08 20:37	rac
Uranium, total (3050)	M6020 ICP-MS	8.01		*	mg/Kg	0.05	0.3	09/11/08 20:37	rac
Zinc, total (3050)	M6010B ICP	502		*	mg/Kg	1	5	09/17/08 10:54	aeh

Soil Analysis

Parameter	EPA Method	Result	Qual	XQ	Units	MDL	PQL	Date	Analyst
Solids, Percent	CLPSOW390, PART F, D-98	95.9		*	%	0.1	0.5	09/01/08 9:28	brd/lwt

Soil Preparation

Parameter	EPA Method	Result	Qual	XQ	Units	MDL	PQL	Date	Analyst
Air Dry at 34 Degrees C	USDA No. 1, 1972			*				08/29/08 13:06	brd
Digestion - Hot Plate	M3050B ICP-MS							09/15/08 9:54	bjl
Sieve-2000 um (2.0mm)	ASA No.9, 15-4.2.2			*				09/02/08 15:20	lwt

Arizona license number: AZ0102

EQ 10/06/08

** Please refer to Qualifier Reports for details.*

ACZ Laboratories, Inc.

2773 Downhill Drive Steamboat Springs, CO 80487 (800) 334-5493

Inorganic Analytical Results

FMI Gold & Copper - Sierrita

Project ID: OJ07R9

Sample ID: CS-JS-05-1-3D

ACZ Sample ID: ***L71473-12***

Date Sampled: *08/27/08 13:28*

Date Received: *08/28/08*

Sample Matrix: *Soil*

Metals Analysis

Parameter	EPA Method	Result	Qual	XQ	Units	MDL	PQL	Date	Analyst
Antimony, total (3050)	M6020 ICP-MS	0.4	B	*	mg/Kg	0.2	1	09/11/08 20:43	rac
Arsenic, total (3050)	M6020 ICP-MS	14.5		*	mg/Kg	0.3	0.5	09/11/08 20:43	rac
Barium, total (3050)	M6010B ICP	147		*	mg/Kg	0.3	2	09/05/08 22:25	ear
Beryllium, total (3050)	M6010B ICP	0.6	B	*	mg/Kg	0.2	1	09/05/08 22:25	ear
Cadmium, total (3050)	M6010B ICP	1.7	B	*	mg/Kg	0.5	2	09/05/08 22:25	ear
Chromium, total (3050)	M6010B ICP	5		*	mg/Kg	1	5	09/05/08 22:25	ear
Cobalt, total (3050)	M6010B ICP	7		*	mg/Kg	1	5	09/05/08 22:25	ear
Copper, total (3050)	M6010B ICP	120			mg/Kg	1	5	09/17/08 10:57	aeh
Lead, total (3050)	M6020 ICP-MS	212			mg/Kg	0.05	0.3	09/11/08 20:43	rac
Manganese, total (3050)	M6010B ICP	495		*	mg/Kg	0.5	3	09/05/08 22:25	ear
Mercury, total	M7471A CVAA		U		mg/Kg	0.04	0.2	09/17/08 15:45	jws/nek
Molybdenum, total (3050)	M6010B ICP	13		*	mg/Kg	1	5	09/05/08 22:25	ear
Nickel, total (3050)	M6010B ICP	7		*	mg/Kg	1	5	09/05/08 22:25	ear
Selenium, total (3050)	M6020 ICP-MS	0.37		*	mg/Kg	0.05	0.3	09/11/08 20:43	rac
Thallium, total (3050)	M6020 ICP-MS	0.23	B	*	mg/Kg	0.05	0.3	09/11/08 20:43	rac
Uranium, total (3050)	M6020 ICP-MS	8.81		*	mg/Kg	0.05	0.3	09/11/08 20:43	rac
Zinc, total (3050)	M6010B ICP	417		*	mg/Kg	1	5	09/17/08 10:57	aeh

Soil Analysis

Parameter	EPA Method	Result	Qual	XQ	Units	MDL	PQL	Date	Analyst
Solids, Percent	CLPSOW390, PART F, D-98	94.9		*	%	0.1	0.5	09/01/08 15:36	brd/lwt

Soil Preparation

Parameter	EPA Method	Result	Qual	XQ	Units	MDL	PQL	Date	Analyst
Air Dry at 34 Degrees C	USDA No. 1, 1972			*				08/29/08 13:15	brd
Digestion - Hot Plate	M3050B ICP-MS							09/15/08 10:12	bjl
Sieve-2000 um (2.0mm)	ASA No.9, 15-4.2.2			*				09/02/08 15:25	lwt

Arizona license number: AZ0102

EQ 10/06/08

** Please refer to Qualifier Reports for details.*

ACZ Laboratories, Inc.

2773 Downhill Drive Steamboat Springs, CO 80487 (800) 334-5493

Inorganic Analytical Results

FMI Gold & Copper - Sierrita
Project ID: OJ07R9
Sample ID: CS-JS-06-0-1

ACZ Sample ID: ***L71473-13***
Date Sampled: *08/27/08 13:48*
Date Received: *08/28/08*
Sample Matrix: *Soil*

Metals Analysis

Parameter	EPA Method	Result	Qual	XQ	Units	MDL	PQL	Date	Analyst
Antimony, total (3050)	M6020 ICP-MS	0.2	B	*	mg/Kg	0.2	1	09/11/08 21:03	rac
Arsenic, total (3050)	M6020 ICP-MS	1.6		*	mg/Kg	0.3	0.5	09/11/08 21:03	rac
Barium, total (3050)	M6010B ICP	213		*	mg/Kg	0.3	2	09/05/08 22:28	ear
Beryllium, total (3050)	M6010B ICP	0.4	B	*	mg/Kg	0.2	1	09/05/08 22:28	ear
Cadmium, total (3050)	M6010B ICP		U	*	mg/Kg	0.5	2	09/05/08 22:28	ear
Chromium, total (3050)	M6010B ICP	5	B	*	mg/Kg	1	5	09/05/08 22:28	ear
Cobalt, total (3050)	M6010B ICP	16		*	mg/Kg	1	5	09/05/08 22:28	ear
Copper, total (3050)	M6010B ICP	175			mg/Kg	1	5	09/17/08 11:01	aeh
Lead, total (3050)	M6020 ICP-MS	30.50			mg/Kg	0.05	0.3	09/11/08 21:03	rac
Manganese, total (3050)	M6010B ICP	501		*	mg/Kg	0.5	3	09/05/08 22:28	ear
Mercury, total	M7471A CVAA		U		mg/Kg	0.04	0.2	09/17/08 15:48	jws/nek
Molybdenum, total (3050)	M6010B ICP	7		*	mg/Kg	1	5	09/05/08 22:28	ear
Nickel, total (3050)	M6010B ICP	12		*	mg/Kg	1	5	09/05/08 22:28	ear
Selenium, total (3050)	M6020 ICP-MS	0.14	B	*	mg/Kg	0.05	0.3	09/11/08 21:03	rac
Thallium, total (3050)	M6020 ICP-MS	0.49		*	mg/Kg	0.05	0.3	09/11/08 21:03	rac
Uranium, total (3050)	M6020 ICP-MS	3.15		*	mg/Kg	0.05	0.3	09/11/08 21:03	rac
Zinc, total (3050)	M6010B ICP	168		*	mg/Kg	1	5	09/17/08 11:01	aeh

Soil Analysis

Parameter	EPA Method	Result	Qual	XQ	Units	MDL	PQL	Date	Analyst
Solids, Percent	CLPSOW390, PART F, D-98	97.4		*	%	0.1	0.5	09/01/08 21:44	brd/lwt

Soil Preparation

Parameter	EPA Method	Result	Qual	XQ	Units	MDL	PQL	Date	Analyst
Air Dry at 34 Degrees C	USDA No. 1, 1972			*				08/29/08 13:24	brd
Digestion - Hot Plate	M3050B ICP-MS							09/15/08 10:30	bjl
Sieve-2000 um (2.0mm)	ASA No.9, 15-4.2.2			*				09/02/08 15:30	lwt

Arizona license number: AZ0102

EQ 10/06/08

** Please refer to Qualifier Reports for details.*

ACZ Laboratories, Inc.

2773 Downhill Drive Steamboat Springs, CO 80487 (800) 334-5493

Inorganic Analytical Results

FMI Gold & Copper - Sierrita
Project ID: OJ07R9
Sample ID: CS-JS-06-1-3

ACZ Sample ID: ***L71473-14***
Date Sampled: *08/27/08 13:53*
Date Received: *08/28/08*
Sample Matrix: *Soil*

Metals Analysis

Parameter	EPA Method	Result	Qual	XQ	Units	MDL	PQL	Date	Analyst
Antimony, total (3050)	M6020 ICP-MS	0.2	B	*	mg/Kg	0.2	1	09/11/08 21:10	rac M2
Arsenic, total (3050)	M6020 ICP-MS	1.2		*	mg/Kg	0.3	0.5	09/11/08 21:10	rac
Barium, total (3050)	M6010B ICP	168		*	mg/Kg	0.3	2	09/05/08 22:32	ear
Beryllium, total (3050)	M6010B ICP	0.5	B	*	mg/Kg	0.2	1	09/05/08 22:32	ear
Cadmium, total (3050)	M6010B ICP	1.0	B	*	mg/Kg	0.5	2	09/05/08 22:32	ear
Chromium, total (3050)	M6010B ICP	5	B	*	mg/Kg	1	5	09/05/08 22:32	ear
Cobalt, total (3050)	M6010B ICP	11		*	mg/Kg	1	5	09/05/08 22:32	ear
Copper, total (3050)	M6010B ICP	149			mg/Kg	1	5	09/17/08 11:04	aeh
Lead, total (3050)	M6020 ICP-MS	3.50			mg/Kg	0.05	0.3	09/11/08 21:10	rac
Manganese, total (3050)	M6010B ICP	373		*	mg/Kg	0.5	3	09/05/08 22:32	ear
Mercury, total	M7471A CVAA		U		mg/Kg	0.04	0.2	09/17/08 15:50	jws/nek
Molybdenum, total (3050)	M6010B ICP	3	B	*	mg/Kg	1	5	09/05/08 22:32	ear
Nickel, total (3050)	M6010B ICP	9		*	mg/Kg	1	5	09/05/08 22:32	ear
Selenium, total (3050)	M6020 ICP-MS	0.13	B	*	mg/Kg	0.05	0.3	09/11/08 21:10	rac
Thallium, total (3050)	M6020 ICP-MS	0.50		*	mg/Kg	0.05	0.3	09/11/08 21:10	rac
Uranium, total (3050)	M6020 ICP-MS	2.88		*	mg/Kg	0.05	0.3	09/11/08 21:10	rac
Zinc, total (3050)	M6010B ICP	257		*	mg/Kg	1	5	09/17/08 11:04	aeh

Soil Analysis

Parameter	EPA Method	Result	Qual	XQ	Units	MDL	PQL	Date	Analyst
Solids, Percent	CLPSOW390, PART F, D-98	96.9		*	%	0.1	0.5	09/02/08 3:52	brd/lwt

Soil Preparation

Parameter	EPA Method	Result	Qual	XQ	Units	MDL	PQL	Date	Analyst
Air Dry at 34 Degrees C	USDA No. 1, 1972			*				08/29/08 13:34	brd
Digestion - Hot Plate	M3050B ICP-MS							09/15/08 10:48	bjl
Sieve-2000 um (2.0mm)	ASA No.9, 15-4.2.2			*				09/02/08 15:35	lwt

Arizona license number: AZ0102

EC 10/06/08

** Please refer to Qualifier Reports for details.*

SIERRITA
DATA REVIEW SUMMARY

Data Package Number: L71687 Sampling Event: August 5th, 12th, & 13th, 2008
Sample-specific Parameter Review? **Yes** Laboratory Performance Parameters? **No**
Data Reviewer: Liz Kraak Date Completed: 10/06/08
Peer Reviewer: Geoff Webb Date Completed: 10/07/08

This report summarizes the verification of analytical data for 6 soil samples. The soil samples were analyzed for total lead and hexavalent chromium by methods 6010B and M7196A. ACZ Laboratories, Inc. of Steamboat Springs, Colorado performed the analyses. ACZ operates under laboratory licensure number AZ0102.

The data review was conducted in accordance with the criteria specified in the Draft Addendum – Quality Assurance Project Plan Sierrita Mine Green Valley, Arizona (April 2008). Independent review flags were assigned as required by Appendix E in the QAPP. The table below summarizes the samples and analyses presented in these data packages.

Field ID	Sample Type	Lab ID	Matrix	Analyses	
				Total Lead	Hexavalent Chromium
C-JS-05-0-1	SA	L71687-01	S	X	---
C-JS-05-1-3	SA	L71687-02	S	X	---
EM-JS-07-10-12	SA	L71687-03	S	---	X
EM-JS-07-15-16	SA	L71687-04	S	---	X
EM-JS-08-5-7	SA	L71687-05	S	X^m	---
EM-JS-08-10-12	SA	L71687-06	S	X	X^m

Matrix: S = Soil QC Type: SA = Sample FD = Field Duplicate
m = Matrix spike and/ or matrix spike duplicate.
--- = Not analyzed for this parameter

General Overall Assessment (Flags applied per ADEQ data qualifying process and QAPP guidance):

_____ Data are usable without qualification.

_X_ Data are usable with qualification (noted below).

_____ Some or all data are unusable for any purpose (detailed below).

Case Narrative Summary: Except as noted below, any of the issues noted in the laboratory case narrative potentially affecting data quality are addressed in the appropriate sections in the table below. Results reported between the MDL and RL were flagged with a B by the laboratory. No additional qualifiers were added during data review for those results reported between the MDL and RL.

Review Parameter	Criteria Met?	Comments
Sample-specific Parameters	Complete with "Yes", "No", or "Not Applicable (N/A)".	For each "No" response, list what was out, associated acceptance limits, all qualified data, and bias direction or reference associated table with pertinent details.
COC & Sample Receipt	Yes	Samples were received intact and the cooler temperature was 5.5°C upon arrival at the laboratory, which met the criterion of ≤6°C. Qualification of data was not necessary. The percent solid is performed on the soil samples as received and this percent solid is reported on the result form. For the metals analysis, the soil samples are dried prior to sample preparation. Another percent solid is performed on the air dried sample to use as a correction factor for the sample result after analysis. This correction factor is also applied to the MDL and RL, but because the percent solid is performed on the air dried sample this correction factor is small. Therefore, the MDL and RLs are the same from sample to sample. The sample and results are reported on a dry weight basis. Samples were not air dried for the mercury analysis. The mercury samples were prepared as received and dry weight corrected. The laboratory noted that this report is for additional analysis of the samples previously reported in data packages L71009, L71176 and L71134.
Holding Times	Yes	All samples were analyzed within holding time requirements.
Method Blanks Calibration Blanks	Yes	Target analytes were not detected in the method blanks or continuing calibration blanks. Data qualification was not required.
Matrix QC • MS/MSD EM-JS-08-5-7 (Total Lead) EM-JS-08-10-12 (Hexavalent Chromium) • LD EM-JS-07-10-12 (Hexavalent Chromium)	No	With the exceptions noted in Table 1 below, the recoveries and RPDs for the matrix spike (MS) and matrix spike duplicate (MSD) analyses were within the laboratory-determined acceptance range. The agreement between parent sample results and the lab duplicate sample results was evaluated for hexavalent. All of the results met the evaluation criteria.
Method QC • Serial Dilution N/A • Internal Standards	N/A	
	Yes	**Internal Standards** All internal standards were within the laboratory-determined acceptance limits. Data qualification was not required.
Field QC • Rinsate Blank N/A • Field Duplicate N/A • Field Blank N/A	N/A	
Laboratory Control Sample/ Laboratory Control Sample Duplicate (LCS/LCSD)	Yes	All LCS and LCSD percent recoveries and RPDs were within laboratory-determined acceptance limits. Data qualification was not required.
Elevated RLs without associated non-detect results	Yes	
Package Completeness	Yes	
Other Parameters	N/A	

Table 1: MS/MSD Recovery Outliers and Resultant Qualification

Sample	Analyte	%Rs (Limits)	RPD (Limit)	Qualification
EM-JS-08-10-12	Hexavalent Chromium	**0** (75-125)	NA	As the potential bias was considered to be low, the hexavalent chromium result was flagged with a M2.

%R = Percent Recovery

M2 = Matrix spike recovery was low; the associated blank spike recovery was acceptable.

RPD = Relative Percent Difference

ACZ Laboratories, Inc.
2773 Downhill Drive Steamboat Springs, CO 80487 (800) 334-5493

Inorganic Analytical Results

FMI Gold & Copper - Sierrita
Project ID: OJO7R9
Sample ID: C-JS-05-0-1

ACZ Sample ID: ***L71687-01***
Date Sampled: *08/05/08 11:08*
Date Received: *09/09/08*
Sample Matrix: *Soil*

Metals Analysis

Parameter	EPA Method	Result	Qual	XQ	Units	MDL	PQL	Date	Analyst
Lead (1312)	M6020 ICP-MS		U		mg/L	0.0001	0.0005	09/23/08 18:56	rac

Soil Preparation

Parameter	EPA Method	Result	Qual	XQ	Units	MDL	PQL	Date	Analyst
Synthetic Precip. Leaching Procedure	M1312							09/16/08 6:07	lwt/bjl

Note: This report is for additional analysis of the sample previously reported as ACZ project L71009-10.

Arizona license number: AZ0102

EQ 10/06/08

ACZ Laboratories, Inc.

2773 Downhill Drive Steamboat Springs, CO 80487 (800) 334-5493

Inorganic Analytical Results

FMI Gold & Copper - Sierrita

Project ID: OJO7R9

Sample ID: C-JS-05-1-3

ACZ Sample ID: ***L71687-02***

Date Sampled: *08/05/08 11:08*

Date Received: *09/09/08*

Sample Matrix: *Soil*

Metals Analysis

Parameter	EPA Method	Result	Qual	XQ	Units	MDL	PQL	Date	Analyst
Lead (1312)	M6020 ICP-MS	0.0010			mg/L	0.0001	0.0005	09/23/08 19:05	rac

Soil Preparation

Parameter	EPA Method	Result	Qual	XQ	Units	MDL	PQL	Date	Analyst
Synthetic Precip. Leaching Procedure	M1312							09/16/08 7:15	lwt/bjl

Note: This report is for additional analysis of the sample previously reported as ACZ project L71009-11.

Arizona license number: AZ0102

EQ 10/06/08

ACZ Laboratories, Inc.

2773 Downhill Drive Steamboat Springs, CO 80487 (800) 334-5493

Inorganic Analytical Results

FMI Gold & Copper - Sierrita

Project ID: OJO7R9

Sample ID: EM-JS-07-10-12

ACZ Sample ID: ***L71687-03***

Date Sampled: *08/13/08 09:45*

Date Received: *09/09/08*

Sample Matrix: *Soil*

Soil Preparation

Parameter	EPA Method	Result	Qual	XQ	Units	MDL	PQL	Date	Analyst
Digestion - Alkaline	M3060A							09/10/08 8:00	lwt

Wet Chemistry

Parameter	EPA Method	Result	Qual	XQ	Units	MDL	PQL	Date	Analyst
Chromium, Hexavalent (3060)	M7196A		U	*	mg/Kg	1	4	09/11/08 17:01	kah

Note: This report is for additional analysis of the sample previously reported as ACZ project L71176-08.

Arizona license number: AZ0102

EQ 10/06/08

** Please refer to Qualifier Reports for details.*

ACZ Laboratories, Inc.
2773 Downhill Drive Steamboat Springs, CO 80487 (800) 334-5493

Inorganic Analytical Results

FMI Gold & Copper - Sierrita
Project ID: OJO7R9
Sample ID: EM-JS-07-15-16

ACZ Sample ID: ***L71687-04***
Date Sampled: *08/13/08 09:45*
Date Received: *09/09/08*
Sample Matrix: *Soil*

Soil Preparation

Parameter	EPA Method	Result	Qual	XQ	Units	MDL	PQL	Date	Analyst
Digestion - Alkaline	M3060A							09/10/08 10:00	lwt

Wet Chemistry

Parameter	EPA Method	Result	Qual	XQ	Units	MDL	PQL	Date	Analyst
Chromium, Hexavalent (3060)	M7196A		U	*	mg/Kg	1	5	09/11/08 17:09	kah

Note: This report is for additional analysis of the sample previously reported as ACZ project L71176-09.

Arizona license number: AZ0102

EE 10/06/08

** Please refer to Qualifier Reports for details.*

ACZ Laboratories, Inc.
2773 Downhill Drive Steamboat Springs, CO 80487 (800) 334-5493

Inorganic Analytical Results

FMI Gold & Copper - Sierrita
Project ID: OJO7R9
Sample ID: EM-JS-08-5-7

ACZ Sample ID: ***L71687-05***
Date Sampled: *08/12/08 13:33*
Date Received: *09/09/08*
Sample Matrix: *Soil*

Metals Analysis

Parameter	EPA Method	Result	Qual	XQ	Units	MDL	PQL	Date	Analyst
Lead (1312)	M6020 ICP-MS		U		mg/L	0.0001	0.0005	09/23/08 19:10	rac

Soil Preparation

Parameter	EPA Method	Result	Qual	XQ	Units	MDL	PQL	Date	Analyst
Synthetic Precip. Leaching Procedure	M1312							09/16/08 8:22	lwt/bjl

Note: This report is for additional analysis of the sample previously reported as ACZ project L71134-16.

Arizona license number: AZ0102

EC 10/06/08

ACZ Laboratories, Inc.

2773 Downhill Drive Steamboat Springs, CO 80487 (800) 334-5493

Inorganic Analytical Results

FMI Gold & Copper - Sierrita
Project ID: OJO7R9
Sample ID: EM-JS-08-10-12

ACZ Sample ID: ***L71687-06***
Date Sampled: *08/12/08 13:56*
Date Received: *09/09/08*
Sample Matrix: *Soil*

Metals Analysis

Parameter	EPA Method	Result	Qual	XQ	Units	MDL	PQL	Date	Analyst
Lead (1312)	M6020 ICP-MS	0.0002	B		mg/L	0.0001	0.0005	09/23/08 19:32	rac

Soil Preparation

Parameter	EPA Method	Result	Qual	XQ	Units	MDL	PQL	Date	Analyst
Digestion - Alkaline	M3060A							09/10/08 11:00	lwt
Synthetic Precip. Leaching Procedure	M1312							09/16/08 11:45	lwt/bjl

Wet Chemistry

Parameter	EPA Method	Result	Qual	XQ	Units	MDL	PQL	Date	Analyst
Chromium, Hexavalent (3060)	M7196A		U	*	mg/Kg	1	4	09/11/08 17:12	kah

M2

Note: This report is for additional analysis of the sample previously reported as ACZ project L71134-17.

Arizona license number: AZ0102

EK 10/06/08

** Please refer to Qualifier Reports for details.*

SIERRITA
DATA REVIEW SUMMARY

Data Package Number: L71753 Sampling Event: August 11th, 2008
Sample-specific Parameter Review? **Yes** Laboratory Performance Parameters? **No**
Data Reviewer: Liz Kraak Date Completed: 10/06/08
Peer Reviewer: Geoff Webb Date Completed: 10/07/08

This report summarizes the verification of analytical data for 3 soil samples. The soil samples were analyzed for total lead and hexavalent chromium by methods 6010B and M7196A. ACZ Laboratories, Inc. of Steamboat Springs, Colorado performed the analyses. ACZ operates under laboratory licensure number AZ0102.

The data review was conducted in accordance with the criteria specified in the Draft Addendum – Quality Assurance Project Plan Sierrita Mine Green Valley, Arizona (April 2008). Independent review flags were assigned as required by Appendix E in the QAPP. The table below summarizes the samples and analyses presented in these data packages.

Field ID	Sample Type	Lab ID	Matrix	Analyses	
				Total Lead	Hexavalent Chromium
RA-JS-02-1-3	SA	L71753-01	S	X	---
RA-JS-02-5-7	SA	L71753-02	S	---	X^m
RA-JS-02-5-7D	FD	L71753-03	S	---	X

Matrix: S = Soil QC Type: SA = Sample FD = Field Duplicate
m = Matrix spike and/ or matrix spike duplicate.
--- = Not analyzed for this parameter

General Overall Assessment (Flags applied per ADEQ data qualifying process and QAPP guidance):

____ Data are usable without qualification.

_X_ Data are usable with qualification (noted below).

____ Some or all data are unusable for any purpose (detailed below).

Case Narrative Summary: Except as noted below, any of the issues noted in the laboratory case narrative potentially affecting data quality are addressed in the appropriate sections in the table below. Results reported between the MDL and RL were flagged with a B by the laboratory. No additional qualifiers were added during data review for those results reported between the MDL and RL.

Review Parameter	Criteria Met?	Comments
Sample-specific Parameters	Complete with "Yes", "No", or "Not Applicable (N/A)".	For each "No" response, list what was out, associated acceptance limits, all qualified data, and bias direction or reference associated table with pertinent details.
COC & Sample Receipt	Yes	Samples were received intact and the cooler temperature was 5.5°C upon arrival at the laboratory, which met the criterion of ≤6°C. Qualification of data was not necessary. The percent solid is performed on the soil samples as received and this percent solid is reported on the result form. For the metals analysis, the soil samples are dried prior to sample preparation. Another percent solid is performed on the air dried sample to use as a correction factor for the sample result after analysis. This correction factor is also applied to the MDL and RL, but because the percent solid is performed on the air dried sample this correction factor is small. Therefore, the MDL and RLs are the same from sample to sample. The sample and results are reported on a dry weight basis. Samples were not air dried for the mercury analysis. The mercury samples were prepared as received and dry weight corrected. The laboratory noted that this report is for additional analysis of the samples previously reported in data package L71084.
Holding Times	No	The laboratory noted that the hexavalent chromium analysis for samples RA-JS-02-5-7 and RA-JS-02-5-7D was performed past holding time. Therefore, the hexavalent chromium results for samples RA-JS-02-5-7 and RA-JS-02-5-7D were flagged with H1.
Method Blanks Calibration Blanks	Yes	Target analytes were not detected in the method blanks or continuing calibration blanks. Data qualification was not required.
Matrix QC • MS/MSD RA-JS-02-5-7 (Hexavalent Chromium) • LD RA-JS-02-5-7D (Hexavalent Chromium) RA-JS-02-1-3 (Total Lead)	No	With the exceptions noted in Table 1 below, the recoveries and RPDs for the matrix spike (MS) and matrix spike duplicate (MSD) analyses were within the laboratory-determined acceptance range. The agreement between parent sample results and the lab duplicate sample results was evaluated for hexavalent chromium and total lead. All of the results met the evaluation criteria.
Method QC • Serial Dilution N/A • Internal Standards	N/A	
	Yes	**Internal Standards** All internal standards were within the laboratory-determined acceptance limits. Data qualification was not required.
Field QC • Rinsate Blank N/A • Field Duplicate RA-JS-02-5-7D • Field Blank N/A	Yes	The field duplicate pair RA-JS-02-5-7/ RA-JS-02-5-7D met the applicable evaluation criteria. Data qualification was not required.
Laboratory Control Sample/ Laboratory Control Sample Duplicate (LCS/LCSD)	Yes	All LCS and LCSD percent recoveries and RPDs were within laboratory-determined acceptance limits. Data qualification was not required.
Elevated RLs without associated non-detect results	Yes	
Package Completeness	Yes	
Other Parameters	N/A	

Table 1: MS/MSD Recovery Outliers and Resultant Qualification

Sample	Analyte	%Rs (Limits)	RPD (Limit)	Qualification
RA-JS-02-5-7	Hexavalent Chromium	**37.5** (75-125)	NA	As the potential bias was considered to be low, the hexavalent chromium result was flagged with a M2.

%R = Percent Recovery

M2 = Matrix spike recovery was low; the associated blank spike recovery was acceptable.

RPD = Relative Percent Difference

ACZ Laboratories, Inc.
2773 Downhill Drive Steamboat Springs, CO 80487 (800) 334-5493

Inorganic Analytical Results

FMI Gold & Copper - Sierrita
Project ID: OJ07R9
Sample ID: RA-JS-02-1-3

ACZ Sample ID: ***L71753-01***
Date Sampled: *08/11/08 10:45*
Date Received: *09/11/08*
Sample Matrix: *Soil*

Inorganic Prep

Parameter	EPA Method	Result	Qual	XQ	Units	MDL	PQL	Date	Analyst
Total Hot Plate Digestion	M3010A ICP							09/20/08 0:25	jws

Metals Analysis

Parameter	EPA Method	Result	Qual	XQ	Units	MDL	PQL	Date	Analyst
Lead (1312)	M6010B ICP		U	*	mg/L	0.04	0.2	09/22/08 23:10	ear

Soil Preparation

Parameter	EPA Method	Result	Qual	XQ	Units	MDL	PQL	Date	Analyst
Synthetic Precip. Leaching Procedure	M1312							09/16/08 12:52	lwt/bjl

Note: This report is for additional analysis of the sample previously reported as ACZ project L71084-03.

Arizona license number: AZ0102

EQ 10/06/08

** Please refer to Qualifier Reports for details.*

ACZ Laboratories, Inc.

2773 Downhill Drive Steamboat Springs, CO 80487 (800) 334-5493

Inorganic Analytical Results

FMI Gold & Copper - Sierrita
Project ID: OJ07R9
Sample ID: RA-JS-02-5-7

ACZ Sample ID: ***L71753-02***
Date Sampled: *08/11/08 12:50*
Date Received: *09/11/08*
Sample Matrix: *Soil*

Soil Preparation

Parameter	EPA Method	Result	Qual	XQ	Units	MDL	PQL	Date	Analyst
Digestion - Alkaline	M3060A			*				09/24/08 7:00	bjl

Wet Chemistry

Parameter	EPA Method	Result	Qual	XQ	Units	MDL	PQL	Date	Analyst
Chromium, Hexavalent (3060)	M7196A		UH	*	mg/Kg	2	8	09/26/08 12:20	kah

MZ, HI

Note: This report is for additional analysis of the sample previously reported as ACZ project L71084-04.

Arizona license number: AZ0102

EC 10/06/08

** Please refer to Qualifier Reports for details.*

ACZ Laboratories, Inc.
2773 Downhill Drive Steamboat Springs, CO 80487 (800) 334-5493

Inorganic Analytical Results

FMI Gold & Copper - Sierrita
Project ID: OJ07R9
Sample ID: RA-JS-02-5-7D

ACZ Sample ID: *L71753-03*
Date Sampled: *08/11/08 12:50*
Date Received: *09/11/08*
Sample Matrix: *Soil*

Soil Preparation

Parameter	EPA Method	Result	Qual	XQ	Units	MDL	PQL	Date	Analyst
Digestion - Alkaline	M3060A			*				09/24/08 10:00	bjl

Wet Chemistry

Parameter	EPA Method	Result	Qual	XQ	Units	MDL	PQL	Date	Analyst
Chromium, Hexavalent (3060)	M7196A		UH	*	mg/Kg	2	7	09/26/08 12:42	kah

HI

Note: This report is for additional analysis of the sample previously reported as ACZ project L71084-05.

Arizona license number: AZ0102

EE 10/06/08

** Please refer to Qualifier Reports for details.*

SIERRITA
DATA REVIEW SUMMARY

Data Package Number: L72198 Sampling Event: September 17th -19th & 26th, 2008
Sample-specific Parameter Review? **Yes** Laboratory Performance Parameters? **No**
Data Reviewer: Liz Kraak Date Completed: 11/19/08
Peer Reviewer: Geoff Webb Date Completed: 11/20/08

This report summarizes the verification of analytical data for 14 soil samples. The soil samples were analyzed for total metals by methods M6020, M6010B, and M7471A. ACZ Laboratories, Inc. of Steamboat Springs, Colorado performed the analyses. ACZ operates under laboratory licensure number AZ0102.

The data review was conducted in accordance with the criteria specified in the Draft Addendum – Quality Assurance Project Plan Sierrita Mine Green Valley, Arizona (April 2008). Independent review flags were assigned as required by Appendix E in the QAPP. The table below summarizes the samples and analyses presented in these data packages.

Field ID	Sample Type	Lab ID	Matrix	Analyses
				Total Metals
ET-SB01-0-20	SA	L72198-01	S	X^m
ET-SB01-20-40	SA	L72198-02	S	X^m
ET-SB01-40-60	SA	L72198-03	S	X
ET-SB01-60-80	SA	L72198-04	S	X
ET-SB01-80-100	SA	L72198-05	S	X
ET-SB02-0-20	SA	L72198-06	S	X
ET-SB02-20-40	SA	L72198-07	S	X
ET-SB02-40-50	SA	L72198-08	S	X
ET-SB02-50-60	SA	L72198-09	S	X
ET-SB02-60-80	SA	L72198-10	S	X
ET-SB02-80-100	SA	L72198-11	S	X
ST-SB01-200-220	SA	L72198-12	S	X
ST-SB01-220-235.5	SA	L72198-13	S	X
ST-SB01-237-255.5	SA	L72198-14	S	X

Matrix: S = Soil QC Type: SA = Sample
X^m – Matrix spike and/or matrix spike duplicate recovery.

General Overall Assessment (Flags applied per ADEQ data qualifying process and QAPP guidance):

_____ Data are usable without qualification.

_X_ Data are usable with qualification (noted below).

_____ Some or all data are unusable for any purpose (detailed below).

Case Narrative Summary: Except as noted below, any of the issues noted in the laboratory case narrative potentially affecting data quality are addressed in the appropriate sections in the table below. Results reported between the MDL and RL were flagged with a B by the laboratory. No additional qualifiers were added during data review for those results reported between the MDL and RL.

Review Parameter	Criteria Met?	Comments
Sample-specific Parameters	Complete with "Yes", "No", or "Not Applicable (N/A)".	For each "No" response, list what was out, associated acceptance limits, all qualified data, and bias direction or reference associated table with pertinent details.
COC & Sample Receipt	Yes	Samples were received intact and the cooler temperatures were 4.5°C and 3.5°C upon arrival at the laboratory, which met the criterion of ≤6°C. Qualification of data was not necessary. The percent solid is performed on the soil samples as received and this percent solid is reported on the result form. For the metals analysis, the soil samples are dried prior to sample preparation. Another percent solid is performed on the air dried sample to use as a correction factor for the sample result after analysis. This correction factor is also applied to the MDL and RL, but because the percent solid is performed on the air dried sample this correction factor is small. Therefore, the MDL and RLs are the same from sample to sample. The sample and results are reported on a dry weight basis. Samples were not air dried for the mercury analysis. The mercury samples were prepared as received and dry weight corrected.
Holding Times	Yes	All samples were analyzed within holding time requirements. Data qualification was not required.
Method Blanks Calibration Blanks	Yes	Target analytes were not detected in the method blanks or continuing calibration blanks. Data qualification was not required.
Matrix QC • MS/MSD ET-SB01-0-20 (Barium, Beryllium, Cadmium, Chromium, Cobalt, Copper, Manganese, Mercury, Molybdenum, Nickel, Zinc) ET-SB01-20-40 (Antimony, Arsenic, Lead, Selenium, Thallium, Uranium) • LD ET-SB01-0-20 (Percent Solids)	No	With the exceptions noted in Table 1 below, the recoveries and RPDs for the matrix spike (MS) and matrix spike duplicate (MSD) analyses were within the laboratory-determined acceptance range. Results in the native sample greater than four times the concentration of the spike added during digestions are not considered to be a representative measure of accuracy. Further action or qualification of data was not considered necessary. The agreement between parent sample results and the lab duplicate sample results was evaluated for percent solids. All of the results met the evaluation criteria.
Method QC • Serial Dilution N/A • Internal Standards	N/A	
	Yes	**Internal Standards** All internal standards were within the laboratory-determined acceptance limits. Data qualification was not required.
Field QC • Rinsate Blank N/A • Field Duplicate N/A • Field Blank N/A	N/A	A field duplicate sample was not collected with this sampling event.
Laboratory Control Sample/ Laboratory Control Sample Duplicate (LCS/LCSD)	Yes	All LCS and LCSD percent recoveries and RPDs were within laboratory-determined acceptance limits. Data qualification was not required.
Elevated RLs without associated non-detect results	Yes	
Package Completeness	Yes	

Review Parameter	Criteria Met?	Comments
Other Parameters	Yes	

Table 1: MS/MSD Recovery Outliers and Resultant Qualification

Sample	Analyte	%Rs (Limits)	RPD (Limit)	Qualification
ET-SB01-20-40	Total Antimony	**53.1**/ **58.6** (75-125)	8.43 (20)	As the potential bias was considered to be low, the total antimony and total molybdenum results for the associated parent samples were flagged with a M2.
ET-SB01-0-20	Total Molybdenum	**64.6**/ 92.5 (75-125)	14.29 (20)	

%R = Percent Recovery

M2 = Matrix spike recovery was low; the associated blank spike recovery was acceptable.

RPD = Relative Percent Difference

ACZ Laboratories, Inc.

2773 Downhill Drive Steamboat Springs, CO 80487 (800) 334-5493

Inorganic Analytical Results

FMI Gold & Copper - Sierrita
Project ID: OJ07R9
Sample ID: ET-SB01-0-20

ACZ Sample ID: ***L72198-01***
Date Sampled: *09/17/08 16:03*
Date Received: *10/02/08*
Sample Matrix: *Soil*

Metals Analysis

Parameter	EPA Method	Result	Qual	XQ	Units	MDL	PQL	Date	Analyst
Antimony, total (3050)	M6020 ICP-MS		U	*	mg/Kg	0.2	1	10/15/08 23:32	erf
Arsenic, total (3050)	M6020 ICP-MS	4.6			mg/Kg	0.3	0.5	10/15/08 23:32	erf
Barium, total (3050)	M6010B ICP	46.2		*	mg/Kg	0.3	2	10/17/08 20:15	aeh
Beryllium, total (3050)	M6010B ICP	0.6	B		mg/Kg	0.2	1	10/17/08 20:15	aeh
Cadmium, total (3050)	M6010B ICP		U		mg/Kg	0.5	2	10/17/08 20:15	aeh
Chromium, total (3050)	M6010B ICP	5	B		mg/Kg	1	5	10/17/08 20:15	aeh
Cobalt, total (3050)	M6010B ICP	8		*	mg/Kg	1	5	10/17/08 20:15	aeh
Copper, total (3050)	M6010B ICP	307		*	mg/Kg	1	5	10/17/08 20:15	aeh
Lead, total (3050)	M6020 ICP-MS	44.30			mg/Kg	0.05	0.3	10/15/08 23:32	erf
Manganese, total (3050)	M6010B ICP	366			mg/Kg	0.5	3	10/17/08 20:15	aeh
Mercury, total	M7471A CVAA		U		mg/Kg	0.04	0.2	10/15/08 11:34	pmc/jws
Molybdenum, total (3050)	M6010B ICP	59		*	mg/Kg	1	5	10/17/08 20:15	aeh MZ
Nickel, total (3050)	M6010B ICP	3	B		mg/Kg	1	5	10/17/08 20:15	aeh
Selenium, total (3050)	M6020 ICP-MS	1.08			mg/Kg	0.05	0.3	10/15/08 23:32	erf
Thallium, total (3050)	M6020 ICP-MS	0.30	B	*	mg/Kg	0.05	0.3	10/15/08 23:32	erf
Uranium, total (3050)	M6020 ICP-MS	4.68		*	mg/Kg	0.05	0.3	10/15/08 23:32	erf
Zinc, total (3050)	M6010B ICP	56		*	mg/Kg	1	5	10/17/08 20:15	aeh

Soil Analysis

Parameter	EPA Method	Result	Qual	XQ	Units	MDL	PQL	Date	Analyst
Solids, Percent	CLPSOW390, PART F, D-98	90.1		*	%	0.1	0.5	10/07/08 11:45	bjl

Soil Preparation

Parameter	EPA Method	Result	Qual	XQ	Units	MDL	PQL	Date	Analyst
Air Dry at 34 Degrees C	USDA No. 1, 1972			*				10/07/08 9:03	bjl
Digestion - Hot Plate	M3050B ICP-MS							10/15/08 11:02	bjl
Sieve-2000 um (2.0mm)	ASA No.9, 15-4.2.2			*				10/10/08 11:30	brd

Arizona license number: AZ0102

EE 11/19/08

** Please refer to Qualifier Reports for details.*

ACZ Laboratories, Inc.

2773 Downhill Drive Steamboat Springs, CO 80487 (800) 334-5493

Inorganic Analytical Results

FMI Gold & Copper - Sierrita
Project ID: OJ07R9
Sample ID: ET-SB01-20-40

ACZ Sample ID: ***L72198-02***
Date Sampled: *09/18/08 11:35*
Date Received: *10/02/08*
Sample Matrix: *Soil*

Metals Analysis

Parameter	EPA Method	Result	Qual	XQ	Units	MDL	PQL	Date	Analyst
Antimony, total (3050)	M6020 ICP-MS	0.5	B	*	mg/Kg	0.2	1	10/15/08 23:38	erf
Arsenic, total (3050)	M6020 ICP-MS	6.3			mg/Kg	0.3	0.5	10/15/08 23:38	erf
Barium, total (3050)	M6010B ICP	53.5		*	mg/Kg	0.3	2	10/17/08 20:37	aeh
Beryllium, total (3050)	M6010B ICP	0.7	B		mg/Kg	0.2	1	10/17/08 20:37	aeh
Cadmium, total (3050)	M6010B ICP		U		mg/Kg	0.5	2	10/17/08 20:37	aeh
Chromium, total (3050)	M6010B ICP	7			mg/Kg	1	5	10/17/08 20:37	aeh
Cobalt, total (3050)	M6010B ICP	10		*	mg/Kg	1	5	10/17/08 20:37	aeh
Copper, total (3050)	M6010B ICP	647		*	mg/Kg	1	5	10/17/08 20:37	aeh
Lead, total (3050)	M6020 ICP-MS	15.20			mg/Kg	0.05	0.3	10/15/08 23:38	erf
Manganese, total (3050)	M6010B ICP	367			mg/Kg	0.5	3	10/17/08 20:37	aeh
Mercury, total	M7471A CVAA		U		mg/Kg	0.04	0.2	10/15/08 11:41	pmc/jws
Molybdenum, total (3050)	M6010B ICP	54		*	mg/Kg	1	5	10/17/08 20:37	aeh
Nickel, total (3050)	M6010B ICP	5	B		mg/Kg	1	5	10/17/08 20:37	aeh
Selenium, total (3050)	M6020 ICP-MS	1.24			mg/Kg	0.05	0.3	10/15/08 23:38	erf
Thallium, total (3050)	M6020 ICP-MS	0.26	B	*	mg/Kg	0.05	0.3	10/15/08 23:38	erf
Uranium, total (3050)	M6020 ICP-MS	5.28		*	mg/Kg	0.05	0.3	10/15/08 23:38	erf
Zinc, total (3050)	M6010B ICP	82		*	mg/Kg	1	5	10/17/08 20:37	aeh

M2

Soil Analysis

Parameter	EPA Method	Result	Qual	XQ	Units	MDL	PQL	Date	Analyst
Solids, Percent	CLPSOW390, PART F, D-98	90.0		*	%	0.1	0.5	10/07/08 14:30	bjl

Soil Preparation

Parameter	EPA Method	Result	Qual	XQ	Units	MDL	PQL	Date	Analyst
Air Dry at 34 Degrees C	USDA No. 1, 1972			*				10/07/08 9:07	bjl
Digestion - Hot Plate	M3050B ICP-MS							10/15/08 11:50	bjl
Sieve-2000 um (2.0mm)	ASA No.9, 15-4.2.2			*				10/10/08 13:46	brd

Arizona license number: AZ0102

EE 11/19/08

** Please refer to Qualifier Reports for details.*

ACZ Laboratories, Inc.
2773 Downhill Drive Steamboat Springs, CO 80487 (800) 334-5493

Inorganic Analytical Results

FMI Gold & Copper - Sierrita
Project ID: OJ07R9
Sample ID: ET-SB01-40-60

ACZ Sample ID: ***L72198-03***
Date Sampled: *09/18/08 12:10*
Date Received: *10/02/08*
Sample Matrix: *Soil*

Metals Analysis

Parameter	EPA Method	Result	Qual	XQ	Units	MDL	PQL	Date	Analyst
Antimony, total (3050)	M6020 ICP-MS	0.5	B	*	mg/Kg	0.2	1	10/16/08 0:09	erf
Arsenic, total (3050)	M6020 ICP-MS	5.3			mg/Kg	0.3	0.5	10/16/08 0:09	erf
Barium, total (3050)	M6010B ICP	59.8		*	mg/Kg	0.3	2	10/17/08 20:40	aeh
Beryllium, total (3050)	M6010B ICP	0.7	B		mg/Kg	0.2	1	10/17/08 20:40	aeh
Cadmium, total (3050)	M6010B ICP		U		mg/Kg	0.5	2	10/17/08 20:40	aeh
Chromium, total (3050)	M6010B ICP	10			mg/Kg	1	5	10/17/08 20:40	aeh
Cobalt, total (3050)	M6010B ICP	10		*	mg/Kg	1	5	10/17/08 20:40	aeh
Copper, total (3050)	M6010B ICP	966		*	mg/Kg	1	5	10/17/08 20:40	aeh
Lead, total (3050)	M6020 ICP-MS	22.70			mg/Kg	0.05	0.3	10/16/08 0:09	erf
Manganese, total (3050)	M6010B ICP	333			mg/Kg	0.5	3	10/17/08 20:40	aeh
Mercury, total	M7471A CVAA		U		mg/Kg	0.04	0.2	10/15/08 11:43	pmc/jws
Molybdenum, total (3050)	M6010B ICP	81		*	mg/Kg	1	5	10/17/08 20:40	aeh
Nickel, total (3050)	M6010B ICP	7			mg/Kg	1	5	10/17/08 20:40	aeh
Selenium, total (3050)	M6020 ICP-MS	1.52			mg/Kg	0.05	0.3	10/16/08 0:09	erf
Thallium, total (3050)	M6020 ICP-MS	0.39		*	mg/Kg	0.05	0.3	10/16/08 0:09	erf
Uranium, total (3050)	M6020 ICP-MS	5.86		*	mg/Kg	0.05	0.3	10/16/08 0:09	erf
Zinc, total (3050)	M6010B ICP	52		*	mg/Kg	1	5	10/17/08 20:40	aeh

Soil Analysis

Parameter	EPA Method	Result	Qual	XQ	Units	MDL	PQL	Date	Analyst
Solids, Percent	CLPSOW390, PART F, D-98	86.3		*	%	0.1	0.5	10/07/08 15:52	bjl

Soil Preparation

Parameter	EPA Method	Result	Qual	XQ	Units	MDL	PQL	Date	Analyst
Air Dry at 34 Degrees C	USDA No. 1, 1972			*				10/07/08 9:10	bjl
Digestion - Hot Plate	M3050B ICP-MS							10/15/08 12:37	bjl
Sieve-2000 um (2.0mm)	ASA No.9, 15-4.2.2			*				10/10/08 16:02	brd

Arizona license number: AZ0102

EC 11/19/08

** Please refer to Qualifier Reports for details.*

ACZ Laboratories, Inc.
2773 Downhill Drive Steamboat Springs, CO 80487 (800) 334-5493

Inorganic Analytical Results

FMI Gold & Copper - Sierrita
Project ID: OJ07R9
Sample ID: ET-SB01-60-80

ACZ Sample ID: ***L72198-04***
Date Sampled: *09/18/08 14:05*
Date Received: *10/02/08*
Sample Matrix: *Soil*

Metals Analysis

Parameter	EPA Method	Result	Qual	XQ	Units	MDL	PQL	Date	Analyst
Antimony, total (3050)	M6020 ICP-MS		U	*	mg/Kg	0.2	1	10/16/08 0:15	erf
Arsenic, total (3050)	M6020 ICP-MS	2.5			mg/Kg	0.3	0.5	10/16/08 0:15	erf
Barium, total (3050)	M6010B ICP	67.2		*	mg/Kg	0.3	2	10/17/08 20:44	aeh
Beryllium, total (3050)	M6010B ICP	0.5	B		mg/Kg	0.2	1	10/17/08 20:44	aeh
Cadmium, total (3050)	M6010B ICP		U		mg/Kg	0.5	2	10/17/08 20:44	aeh
Chromium, total (3050)	M6010B ICP	7			mg/Kg	1	5	10/17/08 20:44	aeh
Cobalt, total (3050)	M6010B ICP	5		*	mg/Kg	1	5	10/17/08 20:44	aeh
Copper, total (3050)	M6010B ICP	258		*	mg/Kg	1	5	10/17/08 20:44	aeh
Lead, total (3050)	M6020 ICP-MS	6.03			mg/Kg	0.05	0.3	10/16/08 0:15	erf
Manganese, total (3050)	M6010B ICP	188			mg/Kg	0.5	3	10/17/08 20:44	aeh
Mercury, total	M7471A CVAA		U		mg/Kg	0.04	0.2	10/15/08 11:46	pmc/jws
Molybdenum, total (3050)	M6010B ICP	9		*	mg/Kg	1	5	10/17/08 20:44	aeh
Nickel, total (3050)	M6010B ICP	4	B		mg/Kg	1	5	10/17/08 20:44	aeh
Selenium, total (3050)	M6020 ICP-MS	0.15	B		mg/Kg	0.05	0.3	10/16/08 0:15	erf
Thallium, total (3050)	M6020 ICP-MS	0.18	B	*	mg/Kg	0.05	0.3	10/16/08 0:15	erf
Uranium, total (3050)	M6020 ICP-MS	1.33		*	mg/Kg	0.05	0.3	10/16/08 0:15	erf
Zinc, total (3050)	M6010B ICP	24		*	mg/Kg	1	5	10/17/08 20:44	aeh

Soil Analysis

Parameter	EPA Method	Result	Qual	XQ	Units	MDL	PQL	Date	Analyst
Solids, Percent	CLPSOW390, PART F, D-98	96.1		*	%	0.1	0.5	10/07/08 17:15	bjl

Soil Preparation

Parameter	EPA Method	Result	Qual	XQ	Units	MDL	PQL	Date	Analyst
Air Dry at 34 Degrees C	USDA No. 1, 1972			*				10/07/08 9:14	bjl
Digestion - Hot Plate	M3050B ICP-MS							10/15/08 12:52	bjl
Sieve-2000 um (2.0mm)	ASA No.9, 15-4.2.2			*				10/10/08 18:18	brd

Arizona license number: AZ0102

EQ 11/19/08

** Please refer to Qualifier Reports for details.*

ACZ Laboratories, Inc.

2773 Downhill Drive Steamboat Springs, CO 80487 (800) 334-5493

Inorganic Analytical Results

FMI Gold & Copper - Sierrita
Project ID: OJ07R9
Sample ID: ET-SB01-80-100

ACZ Sample ID: ***L72198-05***
Date Sampled: *09/18/08 15:20*
Date Received: *10/02/08*
Sample Matrix: *Soil*

Metals Analysis

Parameter	EPA Method	Result	Qual	XQ	Units	MDL	PQL	Date	Analyst
Antimony, total (3050)	M6020 ICP-MS		U	*	mg/Kg	0.2	1	10/16/08 0:21	erf
Arsenic, total (3050)	M6020 ICP-MS	2.0			mg/Kg	0.3	0.5	10/16/08 0:21	erf
Barium, total (3050)	M6010B ICP	43.6		*	mg/Kg	0.3	2	10/17/08 20:47	aeh
Beryllium, total (3050)	M6010B ICP	0.3	B		mg/Kg	0.2	1	10/17/08 20:47	aeh
Cadmium, total (3050)	M6010B ICP		U		mg/Kg	0.5	2	10/17/08 20:47	aeh
Chromium, total (3050)	M6010B ICP	5	B		mg/Kg	1	5	10/17/08 20:47	aeh
Cobalt, total (3050)	M6010B ICP	4	B	*	mg/Kg	1	5	10/17/08 20:47	aeh
Copper, total (3050)	M6010B ICP	213		*	mg/Kg	1	5	10/17/08 20:47	aeh
Lead, total (3050)	M6020 ICP-MS	4.17			mg/Kg	0.05	0.3	10/16/08 0:21	erf
Manganese, total (3050)	M6010B ICP	157			mg/Kg	0.5	3	10/17/08 20:47	aeh
Mercury, total	M7471A CVAA		U		mg/Kg	0.04	0.2	10/15/08 11:48	pmc/jws
Molybdenum, total (3050)	M6010B ICP	7		*	mg/Kg	1	5	10/17/08 20:47	aeh
Nickel, total (3050)	M6010B ICP	3	B		mg/Kg	1	5	10/17/08 20:47	aeh
Selenium, total (3050)	M6020 ICP-MS	0.09	B		mg/Kg	0.05	0.3	10/16/08 0:21	erf
Thallium, total (3050)	M6020 ICP-MS	0.14	B	*	mg/Kg	0.05	0.3	10/16/08 0:21	erf
Uranium, total (3050)	M6020 ICP-MS	1.36		*	mg/Kg	0.05	0.3	10/16/08 0:21	erf
Zinc, total (3050)	M6010B ICP	20		*	mg/Kg	1	5	10/17/08 20:47	aeh

Soil Analysis

Parameter	EPA Method	Result	Qual	XQ	Units	MDL	PQL	Date	Analyst
Solids, Percent	CLPSOW390, PART F, D-98	94.7		*	%	0.1	0.5	10/07/08 18:37	bjl

Soil Preparation

Parameter	EPA Method	Result	Qual	XQ	Units	MDL	PQL	Date	Analyst
Air Dry at 34 Degrees C	USDA No. 1, 1972			*				10/07/08 9:18	bjl
Digestion - Hot Plate	M3050B ICP-MS							10/15/08 13:08	bjl
Sieve-2000 um (2.0mm)	ASA No.9, 15-4.2.2			*				10/10/08 20:34	brd

Arizona license number: AZ0102

EE 11/19/08

** Please refer to Qualifier Reports for details.*

ACZ Laboratories, Inc.
2773 Downhill Drive Steamboat Springs, CO 80487 (800) 334-5493

Inorganic Analytical Results

FMI Gold & Copper - Sierrita
Project ID: OJ07R9
Sample ID: ET-SB02-0-20

ACZ Sample ID: ***L72198-06***
Date Sampled: *09/19/08 09:55*
Date Received: *10/02/08*
Sample Matrix: *Soil*

Metals Analysis

Parameter	EPA Method	Result	Qual	XQ	Units	MDL	PQL	Date	Analyst
Antimony, total (3050)	M6020 ICP-MS	0.3	B	*	mg/Kg	0.2	1	10/16/08 0:27	erf
Arsenic, total (3050)	M6020 ICP-MS	3.4			mg/Kg	0.3	0.5	10/16/08 0:27	erf
Barium, total (3050)	M6010B ICP	51.0		*	mg/Kg	0.3	2	10/17/08 20:51	aeh
Beryllium, total (3050)	M6010B ICP	0.6	B		mg/Kg	0.2	1	10/17/08 20:51	aeh
Cadmium, total (3050)	M6010B ICP		U		mg/Kg	0.5	2	10/17/08 20:51	aeh
Chromium, total (3050)	M6010B ICP	6			mg/Kg	1	5	10/17/08 20:51	aeh
Cobalt, total (3050)	M6010B ICP	6		*	mg/Kg	1	5	10/17/08 20:51	aeh
Copper, total (3050)	M6010B ICP	299		*	mg/Kg	1	5	10/17/08 20:51	aeh
Lead, total (3050)	M6020 ICP-MS	8.17			mg/Kg	0.05	0.3	10/16/08 0:27	erf
Manganese, total (3050)	M6010B ICP	331			mg/Kg	0.5	3	10/17/08 20:51	aeh
Mercury, total	M7471A CVAA		U		mg/Kg	0.04	0.2	10/15/08 13:34	pmc/jws
Molybdenum, total (3050)	M6010B ICP	61		*	mg/Kg	1	5	10/17/08 20:51	aeh
Nickel, total (3050)	M6010B ICP	3	B		mg/Kg	1	5	10/17/08 20:51	aeh
Selenium, total (3050)	M6020 ICP-MS	0.83			mg/Kg	0.05	0.3	10/16/08 0:27	erf
Thallium, total (3050)	M6020 ICP-MS	0.20	B	*	mg/Kg	0.05	0.3	10/16/08 0:27	erf
Uranium, total (3050)	M6020 ICP-MS	5.34		*	mg/Kg	0.05	0.3	10/16/08 0:27	erf
Zinc, total (3050)	M6010B ICP	72		*	mg/Kg	1	5	10/17/08 20:51	aeh

Soil Analysis

Parameter	EPA Method	Result	Qual	XQ	Units	MDL	PQL	Date	Analyst
Solids, Percent	CLPSOW390, PART F, D-98	88.7		*	%	0.1	0.5	10/07/08 20:00	bjl

Soil Preparation

Parameter	EPA Method	Result	Qual	XQ	Units	MDL	PQL	Date	Analyst
Air Dry at 34 Degrees C	USDA No. 1, 1972			*				10/07/08 9:21	bjl
Digestion - Hot Plate	M3050B ICP-MS							10/15/08 13:24	bjl
Sieve-2000 um (2.0mm)	ASA No.9, 15-4.2.2			*				10/10/08 22:50	brd

Arizona license number: AZ0102

EE 11/19/08

** Please refer to Qualifier Reports for details.*

ACZ Laboratories, Inc.
2773 Downhill Drive Steamboat Springs, CO 80487 (800) 334-5493

Inorganic Analytical Results

FMI Gold & Copper - Sierrita
Project ID: OJ07R9
Sample ID: ET-SB02-20-40

ACZ Sample ID: ***L72198-07***
Date Sampled: *09/19/08 10:25*
Date Received: *10/02/08*
Sample Matrix: *Soil*

Metals Analysis

Parameter	EPA Method	Result	Qual	XQ	Units	MDL	PQL	Date	Analyst
Antimony, total (3050)	M6020 ICP-MS	0.3	B	*	mg/Kg	0.2	1	10/16/08 0:33	erf
Arsenic, total (3050)	M6020 ICP-MS	5.6			mg/Kg	0.3	0.5	10/16/08 0:33	erf
Barium, total (3050)	M6010B ICP	53.3		*	mg/Kg	0.3	2	10/17/08 20:55	aeh
Beryllium, total (3050)	M6010B ICP	0.7	B		mg/Kg	0.2	1	10/17/08 20:55	aeh
Cadmium, total (3050)	M6010B ICP		U		mg/Kg	0.5	2	10/17/08 20:55	aeh
Chromium, total (3050)	M6010B ICP	7			mg/Kg	1	5	10/17/08 20:55	aeh
Cobalt, total (3050)	M6010B ICP	9		*	mg/Kg	1	5	10/17/08 20:55	aeh
Copper, total (3050)	M6010B ICP	772		*	mg/Kg	1	5	10/17/08 20:55	aeh
Lead, total (3050)	M6020 ICP-MS	20.10			mg/Kg	0.05	0.3	10/16/08 0:33	erf
Manganese, total (3050)	M6010B ICP	428			mg/Kg	0.5	3	10/17/08 20:55	aeh
Mercury, total	M7471A CVAA		U		mg/Kg	0.04	0.2	10/15/08 13:36	pmc/jws
Molybdenum, total (3050)	M6010B ICP	72		*	mg/Kg	1	5	10/17/08 20:55	aeh
Nickel, total (3050)	M6010B ICP	5	B		mg/Kg	1	5	10/17/08 20:55	aeh
Selenium, total (3050)	M6020 ICP-MS	1.16			mg/Kg	0.05	0.3	10/16/08 0:33	erf
Thallium, total (3050)	M6020 ICP-MS	0.20	B	*	mg/Kg	0.05	0.3	10/16/08 0:33	erf
Uranium, total (3050)	M6020 ICP-MS	4.93		*	mg/Kg	0.05	0.3	10/16/08 0:33	erf
Zinc, total (3050)	M6010B ICP	61		*	mg/Kg	1	5	10/17/08 20:55	aeh

Soil Analysis

Parameter	EPA Method	Result	Qual	XQ	Units	MDL	PQL	Date	Analyst
Solids, Percent	CLPSOW390, PART F, D-98	91.3		*	%	0.1	0.5	10/07/08 21:22	bjl

Soil Preparation

Parameter	EPA Method	Result	Qual	XQ	Units	MDL	PQL	Date	Analyst
Air Dry at 34 Degrees C	USDA No. 1, 1972			*				10/07/08 9:25	bjl
Digestion - Hot Plate	M3050B ICP-MS							10/15/08 13:40	bjl
Sieve-2000 um (2.0mm)	ASA No.9, 15-4.2.2			*				10/11/08 1:06	brd

Arizona license number: AZ0102

EE 11/19/08

** Please refer to Qualifier Reports for details.*

ACZ Laboratories, Inc.
2773 Downhill Drive Steamboat Springs, CO 80487 (800) 334-5493

Inorganic Analytical Results

FMI Gold & Copper - Sierrita
Project ID: OJ07R9
Sample ID: ET-SB02-40-50

ACZ Sample ID: ***L72198-08***
Date Sampled: *09/19/08 13:45*
Date Received: *10/02/08*
Sample Matrix: *Soil*

Metals Analysis

Parameter	EPA Method	Result	Qual	XQ	Units	MDL	PQL	Date	Analyst
Antimony, total (3050)	M6020 ICP-MS	0.2	B	*	mg/Kg	0.2	1	10/16/08 0:46	erf
Arsenic, total (3050)	M6020 ICP-MS	5.9			mg/Kg	0.3	0.5	10/16/08 0:46	erf
Barium, total (3050)	M6010B ICP	48.6		*	mg/Kg	0.3	2	10/17/08 20:58	aeh
Beryllium, total (3050)	M6010B ICP	0.8	B		mg/Kg	0.2	1	10/17/08 20:58	aeh
Cadmium, total (3050)	M6010B ICP		U		mg/Kg	0.5	2	10/17/08 20:58	aeh
Chromium, total (3050)	M6010B ICP	15			mg/Kg	1	5	10/17/08 20:58	aeh
Cobalt, total (3050)	M6010B ICP	10		*	mg/Kg	1	5	10/17/08 20:58	aeh
Copper, total (3050)	M6010B ICP	745		*	mg/Kg	1	5	10/17/08 20:58	aeh
Lead, total (3050)	M6020 ICP-MS	16.80			mg/Kg	0.05	0.3	10/16/08 0:46	erf
Manganese, total (3050)	M6010B ICP	319			mg/Kg	0.5	3	10/17/08 20:58	aeh
Mercury, total	M7471A CVAA		U		mg/Kg	0.04	0.2	10/15/08 13:38	pmc/jws
Molybdenum, total (3050)	M6010B ICP	88		*	mg/Kg	1	5	10/17/08 20:58	aeh
Nickel, total (3050)	M6010B ICP	10			mg/Kg	1	5	10/17/08 20:58	aeh
Selenium, total (3050)	M6020 ICP-MS	1.22			mg/Kg	0.05	0.3	10/16/08 0:46	erf
Thallium, total (3050)	M6020 ICP-MS	0.33		*	mg/Kg	0.05	0.3	10/16/08 0:46	erf
Uranium, total (3050)	M6020 ICP-MS	6.16		*	mg/Kg	0.05	0.3	10/16/08 0:46	erf
Zinc, total (3050)	M6010B ICP	65		*	mg/Kg	1	5	10/17/08 20:58	aeh

Soil Analysis

Parameter	EPA Method	Result	Qual	XQ	Units	MDL	PQL	Date	Analyst
Solids, Percent	CLPSOW390, PART F, D-98	83.0		*	%	0.1	0.5	10/07/08 22:45	bjl

Soil Preparation

Parameter	EPA Method	Result	Qual	XQ	Units	MDL	PQL	Date	Analyst
Air Dry at 34 Degrees C	USDA No. 1, 1972			*				10/07/08 9:28	bjl
Digestion - Hot Plate	M3050B ICP-MS							10/15/08 13:55	bjl
Sieve-2000 um (2.0mm)	ASA No.9, 15-4.2.2			*				10/11/08 3:23	brd

Arizona license number: AZ0102

EQ 11/19/08

** Please refer to Qualifier Reports for details.*

ACZ Laboratories, Inc.
2773 Downhill Drive Steamboat Springs, CO 80487 (800) 334-5493

Inorganic Analytical Results

FMI Gold & Copper - Sierrita
Project ID: OJ07R9
Sample ID: ET-SB02-50-60

ACZ Sample ID: ***L72198-09***
Date Sampled: *09/19/08 14:17*
Date Received: *10/02/08*
Sample Matrix: *Soil*

Metals Analysis

Parameter	EPA Method	Result	Qual	XQ	Units	MDL	PQL	Date	Analyst
Antimony, total (3050)	M6020 ICP-MS	0.4	B	*	mg/Kg	0.2	1	10/16/08 0:52	erf
Arsenic, total (3050)	M6020 ICP-MS	6.1			mg/Kg	0.3	0.5	10/16/08 0:52	erf
Barium, total (3050)	M6010B ICP	161		*	mg/Kg	0.3	2	10/17/08 21:02	aeh
Beryllium, total (3050)	M6010B ICP	0.8	B		mg/Kg	0.2	1	10/17/08 21:02	aeh
Cadmium, total (3050)	M6010B ICP		U		mg/Kg	0.5	2	10/17/08 21:02	aeh
Chromium, total (3050)	M6010B ICP	7			mg/Kg	1	5	10/17/08 21:02	aeh
Cobalt, total (3050)	M6010B ICP	8		*	mg/Kg	1	5	10/17/08 21:02	aeh
Copper, total (3050)	M6010B ICP	721		*	mg/Kg	1	5	10/17/08 21:02	aeh
Lead, total (3050)	M6020 ICP-MS	35.60			mg/Kg	0.05	0.3	10/16/08 0:52	erf
Manganese, total (3050)	M6010B ICP	526			mg/Kg	0.5	3	10/17/08 21:02	aeh
Mercury, total	M7471A CVAA		U		mg/Kg	0.04	0.2	10/15/08 13:40	pmc/jws
Molybdenum, total (3050)	M6010B ICP	22		*	mg/Kg	1	5	10/17/08 21:02	aeh
Nickel, total (3050)	M6010B ICP	5			mg/Kg	1	5	10/17/08 21:02	aeh
Selenium, total (3050)	M6020 ICP-MS	0.30			mg/Kg	0.05	0.3	10/16/08 0:52	erf
Thallium, total (3050)	M6020 ICP-MS	0.13	B	*	mg/Kg	0.05	0.3	10/16/08 0:52	erf
Uranium, total (3050)	M6020 ICP-MS	1.69		*	mg/Kg	0.05	0.3	10/16/08 0:52	erf
Zinc, total (3050)	M6010B ICP	77		*	mg/Kg	1	5	10/17/08 21:02	aeh

Soil Analysis

Parameter	EPA Method	Result	Qual	XQ	Units	MDL	PQL	Date	Analyst
Solids, Percent	CLPSOW390, PART F, D-98	92.2		*	%	0.1	0.5	10/08/08 0:07	bjl

Soil Preparation

Parameter	EPA Method	Result	Qual	XQ	Units	MDL	PQL	Date	Analyst
Air Dry at 34 Degrees C	USDA No. 1, 1972			*				10/07/08 9:32	bjl
Digestion - Hot Plate	M3050B ICP-MS							10/15/08 14:11	bjl
Sieve-2000 um (2.0mm)	ASA No.9, 15-4.2.2			*				10/11/08 5:39	brd

Arizona license number: AZ0102

EE 11/19/08

** Please refer to Qualifier Reports for details.*

ACZ Laboratories, Inc.
2773 Downhill Drive Steamboat Springs, CO 80487 (800) 334-5493

Inorganic Analytical Results

FMI Gold & Copper - Sierrita
Project ID: OJ07R9
Sample ID: ET-SB02-60-80

ACZ Sample ID: ***L72198-10***
Date Sampled: *09/19/08 15:43*
Date Received: *10/02/08*
Sample Matrix: *Soil*

Metals Analysis

Parameter	EPA Method	Result	Qual	XQ	Units	MDL	PQL	Date	Analyst
Antimony, total (3050)	M6020 ICP-MS	0.5	B	*	mg/Kg	0.2	1	10/16/08 0:58	erf
Arsenic, total (3050)	M6020 ICP-MS	5.3			mg/Kg	0.3	0.5	10/16/08 0:58	erf
Barium, total (3050)	M6010B ICP	78.3		*	mg/Kg	0.3	2	10/17/08 21:06	aeh
Beryllium, total (3050)	M6010B ICP	0.5	B		mg/Kg	0.2	1	10/17/08 21:06	aeh
Cadmium, total (3050)	M6010B ICP		U		mg/Kg	0.5	2	10/17/08 21:06	aeh
Chromium, total (3050)	M6010B ICP	35			mg/Kg	1	5	10/17/08 21:06	aeh
Cobalt, total (3050)	M6010B ICP	6		*	mg/Kg	1	5	10/17/08 21:06	aeh
Copper, total (3050)	M6010B ICP	428		*	mg/Kg	1	5	10/17/08 21:06	aeh
Lead, total (3050)	M6020 ICP-MS	18.10			mg/Kg	0.05	0.3	10/16/08 0:58	erf
Manganese, total (3050)	M6010B ICP	302			mg/Kg	0.5	3	10/17/08 21:06	aeh
Mercury, total	M7471A CVAA		U		mg/Kg	0.04	0.2	10/15/08 13:43	pmc/jws
Molybdenum, total (3050)	M6010B ICP	22		*	mg/Kg	1	5	10/17/08 21:06	aeh
Nickel, total (3050)	M6010B ICP	5	B		mg/Kg	1	5	10/17/08 21:06	aeh
Selenium, total (3050)	M6020 ICP-MS	0.33			mg/Kg	0.05	0.3	10/16/08 0:58	erf
Thallium, total (3050)	M6020 ICP-MS	0.09	B	*	mg/Kg	0.05	0.3	10/16/08 0:58	erf
Uranium, total (3050)	M6020 ICP-MS	1.38		*	mg/Kg	0.05	0.3	10/16/08 0:58	erf
Zinc, total (3050)	M6010B ICP	61		*	mg/Kg	1	5	10/17/08 21:06	aeh

Soil Analysis

Parameter	EPA Method	Result	Qual	XQ	Units	MDL	PQL	Date	Analyst
Solids, Percent	CLPSOW390, PART F, D-98	97.7		*	%	0.1	0.5	10/08/08 1:30	bjl

Soil Preparation

Parameter	EPA Method	Result	Qual	XQ	Units	MDL	PQL	Date	Analyst
Air Dry at 34 Degrees C	USDA No. 1, 1972			*				10/07/08 9:36	bjl
Digestion - Hot Plate	M3050B ICP-MS							10/15/08 14:27	bjl
Sieve-2000 um (2.0mm)	ASA No.9, 15-4.2.2			*				10/11/08 7:55	brd

Arizona license number: AZ0102

EE 11/19/08

** Please refer to Qualifier Reports for details.*

ACZ Laboratories, Inc.
2773 Downhill Drive Steamboat Springs, CO 80487 (800) 334-5493

Inorganic Analytical Results

FMI Gold & Copper - Sierrita
Project ID: OJ07R9
Sample ID: ET-SB02-80-100

ACZ Sample ID: ***L72198-11***
Date Sampled: *09/19/08 16:32*
Date Received: *10/02/08*
Sample Matrix: *Soil*

Metals Analysis

Parameter	EPA Method	Result	Qual	XQ	Units	MDL	PQL	Date	Analyst
Antimony, total (3050)	M6020 ICP-MS	0.7	B	*	mg/Kg	0.2	1	10/16/08 1:04	erf
Arsenic, total (3050)	M6020 ICP-MS	14.9			mg/Kg	0.3	0.5	10/16/08 1:04	erf
Barium, total (3050)	M6010B ICP	53.7		*	mg/Kg	0.3	2	10/17/08 21:09	aeh
Beryllium, total (3050)	M6010B ICP	0.6	B		mg/Kg	0.2	1	10/17/08 21:09	aeh
Cadmium, total (3050)	M6010B ICP		U		mg/Kg	0.5	2	10/17/08 21:09	aeh
Chromium, total (3050)	M6010B ICP	8			mg/Kg	1	5	10/17/08 21:09	aeh
Cobalt, total (3050)	M6010B ICP	5		*	mg/Kg	1	5	10/17/08 21:09	aeh
Copper, total (3050)	M6010B ICP	434		*	mg/Kg	1	5	10/17/08 21:09	aeh
Lead, total (3050)	M6020 ICP-MS	20.60			mg/Kg	0.05	0.3	10/16/08 1:04	erf
Manganese, total (3050)	M6010B ICP	223			mg/Kg	0.5	3	10/17/08 21:09	aeh
Mercury, total	M7471A CVAA		U		mg/Kg	0.04	0.2	10/15/08 13:45	pmc/jws
Molybdenum, total (3050)	M6010B ICP	30		*	mg/Kg	1	5	10/17/08 21:09	aeh
Nickel, total (3050)	M6010B ICP	3	B		mg/Kg	1	5	10/17/08 21:09	aeh
Selenium, total (3050)	M6020 ICP-MS	0.45			mg/Kg	0.05	0.3	10/16/08 1:04	erf
Thallium, total (3050)	M6020 ICP-MS	0.08	B	*	mg/Kg	0.05	0.3	10/16/08 1:04	erf
Uranium, total (3050)	M6020 ICP-MS	1.34		*	mg/Kg	0.05	0.3	10/16/08 1:04	erf
Zinc, total (3050)	M6010B ICP	74		*	mg/Kg	1	5	10/17/08 21:09	aeh

Soil Analysis

Parameter	EPA Method	Result	Qual	XQ	Units	MDL	PQL	Date	Analyst
Solids, Percent	CLPSOW390, PART F, D-98	93.9		*	%	0.1	0.5	10/08/08 2:52	bjl

Soil Preparation

Parameter	EPA Method	Result	Qual	XQ	Units	MDL	PQL	Date	Analyst
Air Dry at 34 Degrees C	USDA No. 1, 1972			*				10/07/08 9:39	bjl
Digestion - Hot Plate	M3050B ICP-MS							10/15/08 14:42	bjl
Sieve-2000 um (2.0mm)	ASA No.9, 15-4.2.2			*				10/11/08 10:11	brd

Arizona license number: AZ0102

EK 11/19/08

** Please refer to Qualifier Reports for details.*

ACZ Laboratories, Inc.
2773 Downhill Drive Steamboat Springs, CO 80487 (800) 334-5493

Inorganic Analytical Results

FMI Gold & Copper - Sierrita
Project ID: OJ07R9
Sample ID: ST-SB01-200-220

ACZ Sample ID: ***L72198-12***
Date Sampled: *09/26/08 10:02*
Date Received: *10/02/08*
Sample Matrix: *Soil*

Metals Analysis

Parameter	EPA Method	Result	Qual	XQ	Units	MDL	PQL	Date	Analyst
Antimony, total (3050)	M6020 ICP-MS		U	*	mg/Kg	0.2	1	10/16/08 1:23	erf
Arsenic, total (3050)	M6020 ICP-MS	2.1			mg/Kg	0.3	0.5	10/16/08 1:23	erf
Barium, total (3050)	M6010B ICP	107		*	mg/Kg	0.3	2	10/17/08 21:21	aeh
Beryllium, total (3050)	M6010B ICP	0.4	B		mg/Kg	0.2	1	10/17/08 21:21	aeh
Cadmium, total (3050)	M6010B ICP		U		mg/Kg	0.5	2	10/17/08 21:21	aeh
Chromium, total (3050)	M6010B ICP	12			mg/Kg	1	5	10/17/08 21:21	aeh
Cobalt, total (3050)	M6010B ICP	10		*	mg/Kg	1	5	10/17/08 21:21	aeh
Copper, total (3050)	M6010B ICP	291		*	mg/Kg	1	5	10/17/08 21:21	aeh
Lead, total (3050)	M6020 ICP-MS	4.96			mg/Kg	0.05	0.3	10/16/08 1:23	erf
Manganese, total (3050)	M6010B ICP	342			mg/Kg	0.5	3	10/17/08 21:21	aeh
Mercury, total	M7471A CVAA		U		mg/Kg	0.04	0.2	10/15/08 13:47	pmc/jws
Molybdenum, total (3050)	M6010B ICP	55		*	mg/Kg	1	5	10/17/08 21:21	aeh
Nickel, total (3050)	M6010B ICP	9			mg/Kg	1	5	10/17/08 21:21	aeh
Selenium, total (3050)	M6020 ICP-MS	1.01			mg/Kg	0.05	0.3	10/16/08 1:23	erf
Thallium, total (3050)	M6020 ICP-MS	0.31		*	mg/Kg	0.05	0.3	10/16/08 1:23	erf
Uranium, total (3050)	M6020 ICP-MS	3.43		*	mg/Kg	0.05	0.3	10/16/08 1:23	erf
Zinc, total (3050)	M6010B ICP	62		*	mg/Kg	1	5	10/17/08 21:21	aeh

Soil Analysis

Parameter	EPA Method	Result	Qual	XQ	Units	MDL	PQL	Date	Analyst
Solids, Percent	CLPSOW390, PART F, D-98	86.9		*	%	0.1	0.5	10/08/08 4:15	bjl

Soil Preparation

Parameter	EPA Method	Result	Qual	XQ	Units	MDL	PQL	Date	Analyst
Air Dry at 34 Degrees C	USDA No. 1, 1972			*				10/07/08 9:43	bjl
Digestion - Hot Plate	M3050B ICP-MS							10/15/08 14:58	bjl
Sieve-2000 um (2.0mm)	ASA No.9, 15-4.2.2			*				10/11/08 12:27	brd

Arizona license number: AZ0102

EE 11/19/08

** Please refer to Qualifier Reports for details.*

ACZ Laboratories, Inc.
2773 Downhill Drive Steamboat Springs, CO 80487 (800) 334-5493

Inorganic Analytical Results

FMI Gold & Copper - Sierrita
Project ID: OJ07R9
Sample ID: ST-SB01-220-235.5

ACZ Sample ID: ***L72198-13***
Date Sampled: *09/26/08 11:12*
Date Received: *10/02/08*
Sample Matrix: *Soil*

Metals Analysis

Parameter	EPA Method	Result	Qual	XQ	Units	MDL	PQL	Date	Analyst
Antimony, total (3050)	M6020 ICP-MS	0.2	B	*	mg/Kg	0.2	1	10/16/08 1:29	erf
Arsenic, total (3050)	M6020 ICP-MS	2.4			mg/Kg	0.3	0.5	10/16/08 1:29	erf
Barium, total (3050)	M6010B ICP	126		*	mg/Kg	0.3	2	10/17/08 21:24	aeh
Beryllium, total (3050)	M6010B ICP	0.6	B		mg/Kg	0.2	1	10/17/08 21:24	aeh
Cadmium, total (3050)	M6010B ICP		U		mg/Kg	0.5	2	10/17/08 21:24	aeh
Chromium, total (3050)	M6010B ICP	21			mg/Kg	1	5	10/17/08 21:24	aeh
Cobalt, total (3050)	M6010B ICP	11		*	mg/Kg	1	5	10/17/08 21:24	aeh
Copper, total (3050)	M6010B ICP	245		*	mg/Kg	1	5	10/17/08 21:24	aeh
Lead, total (3050)	M6020 ICP-MS	11.70			mg/Kg	0.05	0.3	10/16/08 1:29	erf
Manganese, total (3050)	M6010B ICP	400			mg/Kg	0.5	3	10/17/08 21:24	aeh
Mercury, total	M7471A CVAA		U		mg/Kg	0.04	0.2	10/15/08 13:51	pmc/jws
Molybdenum, total (3050)	M6010B ICP	35		*	mg/Kg	1	5	10/17/08 21:24	aeh
Nickel, total (3050)	M6010B ICP	13			mg/Kg	1	5	10/17/08 21:24	aeh
Selenium, total (3050)	M6020 ICP-MS	1.10			mg/Kg	0.05	0.3	10/16/08 1:29	erf
Thallium, total (3050)	M6020 ICP-MS	0.38		*	mg/Kg	0.05	0.3	10/16/08 1:29	erf
Uranium, total (3050)	M6020 ICP-MS	4.81		*	mg/Kg	0.05	0.3	10/16/08 1:29	erf
Zinc, total (3050)	M6010B ICP	83		*	mg/Kg	1	5	10/17/08 21:24	aeh

Soil Analysis

Parameter	EPA Method	Result	Qual	XQ	Units	MDL	PQL	Date	Analyst
Solids, Percent	CLPSOW390, PART F, D-98	89.4		*	%	0.1	0.5	10/08/08 5:37	bjl

Soil Preparation

Parameter	EPA Method	Result	Qual	XQ	Units	MDL	PQL	Date	Analyst
Air Dry at 34 Degrees C	USDA No. 1, 1972			*				10/07/08 9:46	bjl
Digestion - Hot Plate	M3050B ICP-MS							10/15/08 15:14	bjl
Sieve-2000 um (2.0mm)	ASA No.9, 15-4.2.2			*				10/11/08 14:43	brd

Arizona license number: AZ0102

EE 11/19/08

** Please refer to Qualifier Reports for details.*

ACZ Laboratories, Inc.
2773 Downhill Drive Steamboat Springs, CO 80487 (800) 334-5493

Inorganic Analytical Results

FMI Gold & Copper - Sierrita
Project ID: OJ07R9
Sample ID: ST-SB01-237-255.5

ACZ Sample ID: ***L72198-14***
Date Sampled: *09/26/08 12:32*
Date Received: *10/02/08*
Sample Matrix: *Soil*

Metals Analysis

Parameter	EPA Method	Result	Qual	XQ	Units	MDL	PQL	Date	Analyst
Antimony, total (3050)	M6020 ICP-MS	0.4	B	*	mg/Kg	0.2	1	10/16/08 1:35	erf
Arsenic, total (3050)	M6020 ICP-MS	7.0			mg/Kg	0.3	0.5	10/16/08 1:35	erf
Barium, total (3050)	M6010B ICP	91.2		*	mg/Kg	0.3	2	10/17/08 21:28	aeh
Beryllium, total (3050)	M6010B ICP	0.8	B		mg/Kg	0.2	1	10/17/08 21:28	aeh
Cadmium, total (3050)	M6010B ICP		U		mg/Kg	0.5	2	10/17/08 21:28	aeh
Chromium, total (3050)	M6010B ICP	10			mg/Kg	1	5	10/17/08 21:28	aeh
Cobalt, total (3050)	M6010B ICP	8		*	mg/Kg	1	5	10/17/08 21:28	aeh
Copper, total (3050)	M6010B ICP	378		*	mg/Kg	1	5	10/17/08 21:28	aeh
Lead, total (3050)	M6020 ICP-MS	24.50			mg/Kg	0.05	0.3	10/16/08 1:35	erf
Manganese, total (3050)	M6010B ICP	413			mg/Kg	0.5	3	10/17/08 21:28	aeh
Mercury, total	M7471A CVAA		U		mg/Kg	0.04	0.2	10/15/08 13:53	pmc/jws
Molybdenum, total (3050)	M6010B ICP	12		*	mg/Kg	1	5	10/17/08 21:28	aeh
Nickel, total (3050)	M6010B ICP	7			mg/Kg	1	5	10/17/08 21:28	aeh
Selenium, total (3050)	M6020 ICP-MS	0.26	B		mg/Kg	0.05	0.3	10/16/08 1:35	erf
Thallium, total (3050)	M6020 ICP-MS	0.16	B	*	mg/Kg	0.05	0.3	10/16/08 1:35	erf
Uranium, total (3050)	M6020 ICP-MS	1.40		*	mg/Kg	0.05	0.3	10/16/08 1:35	erf
Zinc, total (3050)	M6010B ICP	75		*	mg/Kg	1	5	10/17/08 21:28	aeh

Soil Analysis

Parameter	EPA Method	Result	Qual	XQ	Units	MDL	PQL	Date	Analyst
Solids, Percent	CLPSOW390, PART F, D-98	87.5		*	%	0.1	0.5	10/08/08 7:00	bjl

Soil Preparation

Parameter	EPA Method	Result	Qual	XQ	Units	MDL	PQL	Date	Analyst
Air Dry at 34 Degrees C	USDA No. 1, 1972			*				10/07/08 9:50	bjl
Digestion - Hot Plate	M3050B ICP-MS							10/15/08 15:30	bjl
Sieve-2000 um (2.0mm)	ASA No.9, 15-4.2.2			*				10/11/08 16:59	brd

Arizona license number: AZ0102

EE 11/19/08

** Please refer to Qualifier Reports for details.*

SIERRITA
DATA REVIEW SUMMARY

Data Package Number: L72199 Sampling Event: September 24th & 25th, 2008

Sample-specific Parameter Review? **Yes** Laboratory Performance Parameters? **No**

Data Reviewer: Liz Kraak Date Completed: 11/19/08

Peer Reviewer: Geoff Webb Date Completed: 11/20/08

This report summarizes the verification of analytical data for 10 soil samples. The soil samples were analyzed for total metals by methods M6020, M6010B, and M7471A. ACZ Laboratories, Inc. of Steamboat Springs, Colorado performed the analyses. ACZ operates under laboratory licensure number AZ0102.

The data review was conducted in accordance with the criteria specified in the Draft Addendum – Quality Assurance Project Plan Sierrita Mine Green Valley, Arizona (April 2008). Independent review flags were assigned as required by Appendix E in the QAPP. The table below summarizes the samples and analyses presented in these data packages.

Field ID	Sample Type	Lab ID	Matrix	Analyses
				Total Metals
ST-SB01-0-20	SA	L72199-01	S	X^m
ST-SB01-20-40	SA	L72199-02	S	X^m
ST-SB01-40-60	SA	L72199-03	S	X
ST-SB01-60-80	SA	L72199-04	S	X
ST-SB01-80-100	SA	L72199-05	S	X
ST-SB01-100-120	SA	L72199-06	S	X
ST-SB01-120-140	SA	L72199-07	S	X
ST-SB01-140-160	SA	L72199-08	S	X
ST-SB01-160-180	SA	L72199-09	S	X
ST-SB01-180-200	SA	L72199-10	S	X

Matrix: S = Soil QC Type: SA = Sample

X^m – Matrix spike and/or matrix spike duplicate recovery.

General Overall Assessment (Flags applied per ADEQ data qualifying process and QAPP guidance):

_____ Data are usable without qualification.

_X_ Data are usable with qualification (noted below).

_____ Some or all data are unusable for any purpose (detailed below).

Case Narrative Summary: Except as noted below, any of the issues noted in the laboratory case narrative potentially affecting data quality are addressed in the appropriate sections in the table below. Results reported between the MDL and RL were flagged with a B by the laboratory. No additional qualifiers were added during data review for those results reported between the MDL and RL.

Review Parameter	Criteria Met?	Comments
Sample-specific Parameters	Complete with "Yes", "No", or "Not Applicable (N/A)".	For each "No" response, list what was out, associated acceptance limits, all qualified data, and bias direction or reference associated table with pertinent details.
COC & Sample Receipt	Yes	Samples were received intact and the cooler temperatures were 3.5°C and 4.5°C upon arrival at the laboratory, which met the criterion of ≤6°C. Qualification of data was not necessary. The percent solid is performed on the soil samples as received and this percent solid is reported on the result form. For the metals analysis, the soil samples are dried prior to sample preparation. Another percent solid is performed on the air dried sample to use as a correction factor for the sample result after analysis. This correction factor is also applied to the MDL and RL, but because the percent solid is performed on the air dried sample this correction factor is small. Therefore, the MDL and RLs are the same from sample to sample. The sample and results are reported on a dry weight basis. Samples were not air dried for the mercury analysis. The mercury samples were prepared as received and dry weight corrected.
Holding Times	Yes	All samples were analyzed within holding time requirements. Data qualification was not required.
Method Blanks Calibration Blanks	Yes	Target analytes were not detected in the method blanks or continuing calibration blanks. Data qualification was not required.
Matrix QC • MS/MSD ST-SB01-20-40 (Antimony, Arsenic, Lead, Selenium, Thallium, Uranium) ST-SB01-0-20 (Barium, Beryllium, Cadmium, Chromium, Cobalt, Copper, Manganese, Mercury, Molybdenum, Nickel, Zinc) • LD ST-SB01-0-20 (Percent Solids)	No	With the exceptions noted in Table 1 below, the recoveries and RPDs for the matrix spike (MS) and matrix spike duplicate (MSD) analyses were within the laboratory-determined acceptance range. Results in the native sample greater than four times the concentration of the spike added during digestions are not considered to be a representative measure of accuracy. Further action or qualification of data was not considered necessary. The agreement between parent sample results and the lab duplicate sample results was evaluated for percent solids. All of the results met the evaluation criteria.
Method QC • Serial Dilution N/A • Internal Standards	N/A	
	Yes	**Internal Standards** All internal standards were within the laboratory-determined acceptance limits. Data qualification was not required.
Field QC • Rinsate Blank N/A • Field Duplicate N/A • Field Blank N/A	N/A	A field duplicate sample was not collected with this sampling event.
Laboratory Control Sample/ Laboratory Control Sample Duplicate (LCS/LCSD)	Yes	All LCS and LCSD percent recoveries and RPDs were within laboratory-determined acceptance limits. Data qualification was not required.
Elevated RLs without associated non-detect results	Yes	
Package Completeness	Yes	
Other Parameters	Yes	

Table 1: MS/MSD Recovery Outliers and Resultant Qualification

Sample	Analyte	%Rs (Limits)	RPD (Limit)	Qualification
ST-SB01-20-40	Total Antimony	**63.4**/ **59** (75-125)	6.36 (20)	As the potential bias was considered to be low, the total antimony, total antimony, and total lead results for the associated parent sample were flagged with a M2.
ST-SB01-0-20	Total Molybdenum	**128.6**/ 80.4 (75-125)	**27.62** (20)	As the potential bias was considered to be high, the total antimony result for the associated parent sample was flagged with a M1. As the total antimony RPD was not within acceptance limits, the total antimony result was also flagged with an R8.

%R = Percent Recovery

M1 = Matrix spike recovery was high; the associated blank spike recovery was acceptable.

M2 = Matrix spike recovery was low; the associated blank spike recovery was acceptable.

RPD = Relative Percent Difference

R8 = Sample RPD exceeded the method acceptance criteria.

ACZ Laboratories, Inc.

2773 Downhill Drive Steamboat Springs, CO 80487 (800) 334-5493

Inorganic Analytical Results

FMI Gold & Copper - Sierrita
Project ID: OJ07R9
Sample ID: ST-SB01-0-20

ACZ Sample ID: ***L72199-01***
Date Sampled: *09/24/08 08:42*
Date Received: *10/02/08*
Sample Matrix: *Soil*

Metals Analysis

Parameter	EPA Method	Result	Qual	XQ	Units	MDL	PQL	Date	Analyst
Antimony, total (3050)	M6020 ICP-MS	0.3	B	*	mg/Kg	0.2	1	10/18/08 22:55	erf
Arsenic, total (3050)	M6020 ICP-MS	1.2			mg/Kg	0.3	0.5	10/18/08 22:55	erf
Barium, total (3050)	M6010B ICP	64.2			mg/Kg	0.3	2	10/17/08 22:27	aeh
Beryllium, total (3050)	M6010B ICP	0.3	B		mg/Kg	0.2	1	10/17/08 22:27	aeh
Cadmium, total (3050)	M6010B ICP		U		mg/Kg	0.5	2	10/17/08 22:27	aeh
Chromium, total (3050)	M6010B ICP	4	B		mg/Kg	1	5	10/17/08 22:27	aeh
Cobalt, total (3050)	M6010B ICP	7		*	mg/Kg	1	5	10/17/08 22:27	aeh
Copper, total (3050)	M6010B ICP	348		*	mg/Kg	1	5	10/17/08 22:27	aeh
Lead, total (3050)	M6020 ICP-MS	3.08			mg/Kg	0.05	0.3	10/18/08 22:55	erf
Manganese, total (3050)	M6010B ICP	203			mg/Kg	0.5	3	10/17/08 22:27	aeh
Mercury, total	M7471A CVAA		U		mg/Kg	0.04	0.2	10/22/08 9:23	pmc
Molybdenum, total (3050)	M6010B ICP	35		*	mg/Kg	1	5	10/17/08 22:27	aeh M1, R8
Nickel, total (3050)	M6010B ICP	3	B		mg/Kg	1	5	10/17/08 22:27	aeh
Selenium, total (3050)	M6020 ICP-MS	0.72		*	mg/Kg	0.05	0.3	10/18/08 22:55	erf
Thallium, total (3050)	M6020 ICP-MS	0.41		*	mg/Kg	0.05	0.3	10/18/08 22:55	erf
Uranium, total (3050)	M6020 ICP-MS	5.70		*	mg/Kg	0.05	0.3	10/18/08 22:55	erf
Zinc, total (3050)	M6010B ICP	31			mg/Kg	1	5	10/17/08 22:27	aeh

Soil Analysis

Parameter	EPA Method	Result	Qual	XQ	Units	MDL	PQL	Date	Analyst
Solids, Percent	CLPSOW390, PART F, D-98	86.0		*	%	0.1	0.5	10/07/08 11:45	bjl

Soil Preparation

Parameter	EPA Method	Result	Qual	XQ	Units	MDL	PQL	Date	Analyst
Air Dry at 34 Degrees C	USDA No. 1, 1972			*				10/07/08 9:54	bjl
Digestion - Hot Plate	M3050B ICP-MS							10/15/08 14:18	brd
Sieve-2000 um (2.0mm)	ASA No.9, 15-4.2.2			*				10/15/08 8:00	bjl

Arizona license number: AZ0102

EE 11/19/08

** Please refer to Qualifier Reports for details.*

ACZ Laboratories, Inc.

2773 Downhill Drive Steamboat Springs, CO 80487 (800) 334-5493

Inorganic Analytical Results

FMI Gold & Copper - Sierrita
Project ID: OJ07R9
Sample ID: ST-SB01-20-40

ACZ Sample ID: ***L72199-02***
Date Sampled: *09/24/08 09:07*
Date Received: *10/02/08*
Sample Matrix: *Soil*

Metals Analysis

Parameter	EPA Method	Result	Qual	XQ	Units	MDL	PQL	Date	Analyst
Antimony, total (3050)	M6020 ICP-MS	0.4	B	*	mg/Kg	0.2	1	10/18/08 23:01	erf
Arsenic, total (3050)	M6020 ICP-MS	1.9			mg/Kg	0.3	0.5	10/18/08 23:01	erf
Barium, total (3050)	M6010B ICP	77.9			mg/Kg	0.3	2	10/17/08 22:49	aeh
Beryllium, total (3050)	M6010B ICP		U		mg/Kg	0.2	1	10/17/08 22:49	aeh
Cadmium, total (3050)	M6010B ICP		U		mg/Kg	0.5	2	10/17/08 22:49	aeh
Chromium, total (3050)	M6010B ICP	3	B		mg/Kg	1	5	10/17/08 22:49	aeh
Cobalt, total (3050)	M6010B ICP	5		*	mg/Kg	1	5	10/17/08 22:49	aeh
Copper, total (3050)	M6010B ICP	322		*	mg/Kg	1	5	10/17/08 22:49	aeh
Lead, total (3050)	M6020 ICP-MS	3.13			mg/Kg	0.05	0.3	10/18/08 23:01	erf
Manganese, total (3050)	M6010B ICP	158			mg/Kg	0.5	3	10/17/08 22:49	aeh
Mercury, total	M7471A CVAA		U		mg/Kg	0.04	0.2	10/22/08 9:29	pmc
Molybdenum, total (3050)	M6010B ICP	54		*	mg/Kg	1	5	10/17/08 22:49	aeh
Nickel, total (3050)	M6010B ICP	2	B		mg/Kg	1	5	10/17/08 22:49	aeh
Selenium, total (3050)	M6020 ICP-MS	0.53		*	mg/Kg	0.05	0.3	10/18/08 23:01	erf
Thallium, total (3050)	M6020 ICP-MS	0.21	B	*	mg/Kg	0.05	0.3	10/18/08 23:01	erf
Uranium, total (3050)	M6020 ICP-MS	5.15		*	mg/Kg	0.05	0.3	10/18/08 23:01	erf
Zinc, total (3050)	M6010B ICP	25			mg/Kg	1	5	10/17/08 22:49	aeh

M2

Soil Analysis

Parameter	EPA Method	Result	Qual	XQ	Units	MDL	PQL	Date	Analyst
Solids, Percent	CLPSOW390, PART F, D-98	87.0		*	%	0.1	0.5	10/07/08 15:15	bjl

Soil Preparation

Parameter	EPA Method	Result	Qual	XQ	Units	MDL	PQL	Date	Analyst
Air Dry at 34 Degrees C	USDA No. 1, 1972			*				10/07/08 9:57	bjl
Digestion - Hot Plate	M3050B ICP-MS							10/15/08 15:37	brd
Sieve-2000 um (2.0mm)	ASA No.9, 15-4.2.2			*				10/15/08 8:02	bjl

Arizona license number: AZ0102

EC 11/19/08

** Please refer to Qualifier Reports for details.*

ACZ Laboratories, Inc.
2773 Downhill Drive Steamboat Springs, CO 80487 (800) 334-5493

Inorganic Analytical Results

FMI Gold & Copper - Sierrita
Project ID: OJ07R9
Sample ID: ST-SB01-40-60

ACZ Sample ID: ***L72199-03***
Date Sampled: *09/24/08 09:47*
Date Received: *10/02/08*
Sample Matrix: *Soil*

Metals Analysis

Parameter	EPA Method	Result	Qual	XQ	Units	MDL	PQL	Date	Analyst
Antimony, total (3050)	M6020 ICP-MS	1.2		*	mg/Kg	0.2	1	10/18/08 23:32	erf
Arsenic, total (3050)	M6020 ICP-MS	7.1			mg/Kg	0.3	0.5	10/18/08 23:32	erf
Barium, total (3050)	M6010B ICP	89.8			mg/Kg	0.3	2	10/17/08 22:53	aeh
Beryllium, total (3050)	M6010B ICP	0.4	B		mg/Kg	0.2	1	10/17/08 22:53	aeh
Cadmium, total (3050)	M6010B ICP		U		mg/Kg	0.5	2	10/17/08 22:53	aeh
Chromium, total (3050)	M6010B ICP	6			mg/Kg	1	5	10/17/08 22:53	aeh
Cobalt, total (3050)	M6010B ICP	6		*	mg/Kg	1	5	10/17/08 22:53	aeh
Copper, total (3050)	M6010B ICP	342		*	mg/Kg	1	5	10/17/08 22:53	aeh
Lead, total (3050)	M6020 ICP-MS	4.94			mg/Kg	0.05	0.3	10/18/08 23:32	erf
Manganese, total (3050)	M6010B ICP	218			mg/Kg	0.5	3	10/17/08 22:53	aeh
Mercury, total	M7471A CVAA		U		mg/Kg	0.04	0.2	10/22/08 9:32	pmc
Molybdenum, total (3050)	M6010B ICP	77		*	mg/Kg	1	5	10/17/08 22:53	aeh
Nickel, total (3050)	M6010B ICP	4	B		mg/Kg	1	5	10/17/08 22:53	aeh
Selenium, total (3050)	M6020 ICP-MS	0.79		*	mg/Kg	0.05	0.3	10/18/08 23:32	erf
Thallium, total (3050)	M6020 ICP-MS	0.49		*	mg/Kg	0.05	0.3	10/18/08 23:32	erf
Uranium, total (3050)	M6020 ICP-MS	5.61		*	mg/Kg	0.05	0.3	10/18/08 23:32	erf
Zinc, total (3050)	M6010B ICP	31			mg/Kg	1	5	10/17/08 22:53	aeh

Soil Analysis

Parameter	EPA Method	Result	Qual	XQ	Units	MDL	PQL	Date	Analyst
Solids, Percent	CLPSOW390, PART F, D-98	84.3		*	%	0.1	0.5	10/07/08 17:00	bjl

Soil Preparation

Parameter	EPA Method	Result	Qual	XQ	Units	MDL	PQL	Date	Analyst
Air Dry at 34 Degrees C	USDA No. 1, 1972			*				10/07/08 10:01	bjl
Digestion - Hot Plate	M3050B ICP-MS							10/15/08 16:56	brd
Sieve-2000 um (2.0mm)	ASA No.9, 15-4.2.2			*				10/15/08 8:04	bjl

Arizona license number: AZ0102

EC 11/19/08

** Please refer to Qualifier Reports for details.*

ACZ Laboratories, Inc.
2773 Downhill Drive Steamboat Springs, CO 80487 (800) 334-5493

Inorganic Analytical Results

FMI Gold & Copper - Sierrita
Project ID: OJ07R9
Sample ID: ST-SB01-60-80

ACZ Sample ID: ***L72199-04***
Date Sampled: *09/24/08 11:07*
Date Received: *10/02/08*
Sample Matrix: *Soil*

Metals Analysis

Parameter	EPA Method	Result	Qual	XQ	Units	MDL	PQL	Date	Analyst
Antimony, total (3050)	M6020 ICP-MS	0.2	B	*	mg/Kg	0.2	1	10/18/08 23:38	erf
Arsenic, total (3050)	M6020 ICP-MS	2.4			mg/Kg	0.3	0.5	10/18/08 23:38	erf
Barium, total (3050)	M6010B ICP	79.1			mg/Kg	0.3	2	10/17/08 22:57	aeh
Beryllium, total (3050)	M6010B ICP	0.4	B		mg/Kg	0.2	1	10/17/08 22:57	aeh
Cadmium, total (3050)	M6010B ICP		U		mg/Kg	0.5	2	10/17/08 22:57	aeh
Chromium, total (3050)	M6010B ICP	7			mg/Kg	1	5	10/17/08 22:57	aeh
Cobalt, total (3050)	M6010B ICP	7		*	mg/Kg	1	5	10/17/08 22:57	aeh
Copper, total (3050)	M6010B ICP	336		*	mg/Kg	1	5	10/17/08 22:57	aeh
Lead, total (3050)	M6020 ICP-MS	6.59			mg/Kg	0.05	0.3	10/18/08 23:38	erf
Manganese, total (3050)	M6010B ICP	270			mg/Kg	0.5	3	10/17/08 22:57	aeh
Mercury, total	M7471A CVAA		U		mg/Kg	0.05	0.2	10/22/08 9:34	pmc
Molybdenum, total (3050)	M6010B ICP	50		*	mg/Kg	1	5	10/17/08 22:57	aeh
Nickel, total (3050)	M6010B ICP	4	B		mg/Kg	1	5	10/17/08 22:57	aeh
Selenium, total (3050)	M6020 ICP-MS	0.99		*	mg/Kg	0.05	0.3	10/18/08 23:38	erf
Thallium, total (3050)	M6020 ICP-MS	0.33		*	mg/Kg	0.05	0.3	10/18/08 23:38	erf
Uranium, total (3050)	M6020 ICP-MS	5.49		*	mg/Kg	0.05	0.3	10/18/08 23:38	erf
Zinc, total (3050)	M6010B ICP	41			mg/Kg	1	5	10/17/08 22:57	aeh

Soil Analysis

Parameter	EPA Method	Result	Qual	XQ	Units	MDL	PQL	Date	Analyst
Solids, Percent	CLPSOW390, PART F, D-98	83.4		*	%	0.1	0.5	10/07/08 18:45	bjl

Soil Preparation

Parameter	EPA Method	Result	Qual	XQ	Units	MDL	PQL	Date	Analyst
Air Dry at 34 Degrees C	USDA No. 1, 1972			*				10/07/08 10:04	bjl
Digestion - Hot Plate	M3050B ICP-MS							10/15/08 17:22	brd
Sieve-2000 um (2.0mm)	ASA No.9, 15-4.2.2			*				10/15/08 8:06	bjl

Arizona license number: AZ0102

EQ 11/19/08

** Please refer to Qualifier Reports for details.*

ACZ Laboratories, Inc.
2773 Downhill Drive Steamboat Springs, CO 80487 (800) 334-5493

Inorganic Analytical Results

FMI Gold & Copper - Sierrita
Project ID: OJ07R9
Sample ID: ST-SB01-80-100

ACZ Sample ID: ***L72199-05***
Date Sampled: *09/24/08 12:57*
Date Received: *10/02/08*
Sample Matrix: *Soil*

Metals Analysis

Parameter	EPA Method	Result	Qual	XQ	Units	MDL	PQL	Date	Analyst
Antimony, total (3050)	M6020 ICP-MS	0.6	B	*	mg/Kg	0.2	1	10/18/08 23:44	erf
Arsenic, total (3050)	M6020 ICP-MS	3.0			mg/Kg	0.3	0.5	10/18/08 23:44	erf
Barium, total (3050)	M6010B ICP	80.4			mg/Kg	0.3	2	10/17/08 23:00	aeh
Beryllium, total (3050)	M6010B ICP	0.5	B		mg/Kg	0.2	1	10/17/08 23:00	aeh
Cadmium, total (3050)	M6010B ICP		U		mg/Kg	0.5	2	10/17/08 23:00	aeh
Chromium, total (3050)	M6010B ICP	7			mg/Kg	1	5	10/17/08 23:00	aeh
Cobalt, total (3050)	M6010B ICP	9		*	mg/Kg	1	5	10/17/08 23:00	aeh
Copper, total (3050)	M6010B ICP	599		*	mg/Kg	1	5	10/17/08 23:00	aeh
Lead, total (3050)	M6020 ICP-MS	7.75			mg/Kg	0.05	0.3	10/18/08 23:44	erf
Manganese, total (3050)	M6010B ICP	310			mg/Kg	0.5	3	10/17/08 23:00	aeh
Mercury, total	M7471A CVAA		U		mg/Kg	0.04	0.2	10/22/08 9:37	pmc
Molybdenum, total (3050)	M6010B ICP	94		*	mg/Kg	1	5	10/17/08 23:00	aeh
Nickel, total (3050)	M6010B ICP	5			mg/Kg	1	5	10/17/08 23:00	aeh
Selenium, total (3050)	M6020 ICP-MS	1.15		*	mg/Kg	0.05	0.3	10/18/08 23:44	erf
Thallium, total (3050)	M6020 ICP-MS	0.29	B	*	mg/Kg	0.05	0.3	10/18/08 23:44	erf
Uranium, total (3050)	M6020 ICP-MS	5.13		*	mg/Kg	0.05	0.3	10/18/08 23:44	erf
Zinc, total (3050)	M6010B ICP	66			mg/Kg	1	5	10/17/08 23:00	aeh

Soil Analysis

Parameter	EPA Method	Result	Qual	XQ	Units	MDL	PQL	Date	Analyst
Solids, Percent	CLPSOW390, PART F, D-98	84.2		*	%	0.1	0.5	10/07/08 20:30	bjl

Soil Preparation

Parameter	EPA Method	Result	Qual	XQ	Units	MDL	PQL	Date	Analyst
Air Dry at 34 Degrees C	USDA No. 1, 1972			*				10/07/08 10:08	bjl
Digestion - Hot Plate	M3050B ICP-MS							10/15/08 17:48	brd
Sieve-2000 um (2.0mm)	ASA No.9, 15-4.2.2			*				10/15/08 8:08	bjl

Arizona license number: AZ0102

EE 11/19/08

** Please refer to Qualifier Reports for details.*

ACZ Laboratories, Inc.
2773 Downhill Drive Steamboat Springs, CO 80487 (800) 334-5493

Inorganic Analytical Results

FMI Gold & Copper - Sierrita
Project ID: OJ07R9
Sample ID: ST-SB01-100-120

ACZ Sample ID: ***L72199-06***
Date Sampled: *09/25/08 09:22*
Date Received: *10/02/08*
Sample Matrix: *Soil*

Metals Analysis

Parameter	EPA Method	Result	Qual	XQ	Units	MDL	PQL	Date	Analyst
Antimony, total (3050)	M6020 ICP-MS	0.3	B	*	mg/Kg	0.2	1	10/18/08 23:51	erf
Arsenic, total (3050)	M6020 ICP-MS	3.8			mg/Kg	0.3	0.5	10/18/08 23:51	erf
Barium, total (3050)	M6010B ICP	73.7			mg/Kg	0.3	2	10/17/08 23:04	aeh
Beryllium, total (3050)	M6010B ICP	0.6	B		mg/Kg	0.2	1	10/17/08 23:04	aeh
Cadmium, total (3050)	M6010B ICP		U		mg/Kg	0.5	2	10/17/08 23:04	aeh
Chromium, total (3050)	M6010B ICP	6			mg/Kg	1	5	10/17/08 23:04	aeh
Cobalt, total (3050)	M6010B ICP	7		*	mg/Kg	1	5	10/17/08 23:04	aeh
Copper, total (3050)	M6010B ICP	610		*	mg/Kg	1	5	10/17/08 23:04	aeh
Lead, total (3050)	M6020 ICP-MS	11.70			mg/Kg	0.05	0.3	10/18/08 23:51	erf
Manganese, total (3050)	M6010B ICP	428			mg/Kg	0.5	3	10/17/08 23:04	aeh
Mercury, total	M7471A CVAA		U		mg/Kg	0.04	0.2	10/22/08 9:43	pmc
Molybdenum, total (3050)	M6010B ICP	65		*	mg/Kg	1	5	10/17/08 23:04	aeh
Nickel, total (3050)	M6010B ICP	4	B		mg/Kg	1	5	10/17/08 23:04	aeh
Selenium, total (3050)	M6020 ICP-MS	1.21		*	mg/Kg	0.05	0.3	10/18/08 23:51	erf
Thallium, total (3050)	M6020 ICP-MS	0.20	B	*	mg/Kg	0.05	0.3	10/18/08 23:51	erf
Uranium, total (3050)	M6020 ICP-MS	4.64		*	mg/Kg	0.05	0.3	10/18/08 23:51	erf
Zinc, total (3050)	M6010B ICP	113			mg/Kg	1	5	10/17/08 23:04	aeh

Soil Analysis

Parameter	EPA Method	Result	Qual	XQ	Units	MDL	PQL	Date	Analyst
Solids, Percent	CLPSOW390, PART F, D-98	83.5		*	%	0.1	0.5	10/07/08 22:15	bjl

Soil Preparation

Parameter	EPA Method	Result	Qual	XQ	Units	MDL	PQL	Date	Analyst
Air Dry at 34 Degrees C	USDA No. 1, 1972			*				10/07/08 10:12	bjl
Digestion - Hot Plate	M3050B ICP-MS							10/15/08 18:15	brd
Sieve-2000 um (2.0mm)	ASA No.9, 15-4.2.2			*				10/15/08 8:10	bjl

Arizona license number: AZ0102

EQ 11/19/08

** Please refer to Qualifier Reports for details.*

ACZ Laboratories, Inc.
2773 Downhill Drive Steamboat Springs, CO 80487 (800) 334-5493

Inorganic Analytical Results

FMI Gold & Copper - Sierrita
Project ID: OJ07R9
Sample ID: ST-SB01-120-140

ACZ Sample ID: ***L72199-07***
Date Sampled: *09/25/08 10:37*
Date Received: *10/02/08*
Sample Matrix: *Soil*

Metals Analysis

Parameter	EPA Method	Result	Qual	XQ	Units	MDL	PQL	Date	Analyst
Antimony, total (3050)	M6020 ICP-MS	0.2	B	*	mg/Kg	0.2	1	10/18/08 23:57	erf
Arsenic, total (3050)	M6020 ICP-MS	1.7			mg/Kg	0.3	0.5	10/18/08 23:57	erf
Barium, total (3050)	M6010B ICP	108			mg/Kg	0.3	2	10/17/08 23:08	aeh
Beryllium, total (3050)	M6010B ICP	0.5	B		mg/Kg	0.2	1	10/17/08 23:08	aeh
Cadmium, total (3050)	M6010B ICP		U		mg/Kg	0.5	2	10/17/08 23:08	aeh
Chromium, total (3050)	M6010B ICP	7			mg/Kg	1	5	10/17/08 23:08	aeh
Cobalt, total (3050)	M6010B ICP	7		*	mg/Kg	1	5	10/17/08 23:08	aeh
Copper, total (3050)	M6010B ICP	262		*	mg/Kg	1	5	10/17/08 23:08	aeh
Lead, total (3050)	M6020 ICP-MS	5.14			mg/Kg	0.05	0.3	10/18/08 23:57	erf
Manganese, total (3050)	M6010B ICP	305			mg/Kg	0.5	3	10/17/08 23:08	aeh
Mercury, total	M7471A CVAA		U		mg/Kg	0.04	0.2	10/22/08 9:45	pmc
Molybdenum, total (3050)	M6010B ICP	49		*	mg/Kg	1	5	10/17/08 23:08	aeh
Nickel, total (3050)	M6010B ICP	3	B		mg/Kg	1	5	10/17/08 23:08	aeh
Selenium, total (3050)	M6020 ICP-MS	0.82		*	mg/Kg	0.05	0.3	10/18/08 23:57	erf
Thallium, total (3050)	M6020 ICP-MS	0.24	B	*	mg/Kg	0.05	0.3	10/18/08 23:57	erf
Uranium, total (3050)	M6020 ICP-MS	7.23		*	mg/Kg	0.05	0.3	10/18/08 23:57	erf
Zinc, total (3050)	M6010B ICP	58			mg/Kg	1	5	10/17/08 23:08	aeh

Soil Analysis

Parameter	EPA Method	Result	Qual	XQ	Units	MDL	PQL	Date	Analyst
Solids, Percent	CLPSOW390, PART F, D-98	84.6		*	%	0.1	0.5	10/08/08 0:00	bjl

Soil Preparation

Parameter	EPA Method	Result	Qual	XQ	Units	MDL	PQL	Date	Analyst
Air Dry at 34 Degrees C	USDA No. 1, 1972			*				10/07/08 10:15	bjl
Digestion - Hot Plate	M3050B ICP-MS							10/15/08 18:41	brd
Sieve-2000 um (2.0mm)	ASA No.9, 15-4.2.2			*				10/15/08 8:12	bjl

Arizona license number: AZ0102

EC 11/19/08

** Please refer to Qualifier Reports for details.*

ACZ Laboratories, Inc.
2773 Downhill Drive Steamboat Springs, CO 80487 (800) 334-5493

Inorganic Analytical Results

FMI Gold & Copper - Sierrita
Project ID: OJ07R9
Sample ID: ST-SB01-140-160

ACZ Sample ID: ***L72199-08***
Date Sampled: *09/25/08 13:17*
Date Received: *10/02/08*
Sample Matrix: *Soil*

Metals Analysis

Parameter	EPA Method	Result	Qual	XQ	Units	MDL	PQL	Date	Analyst
Antimony, total (3050)	M6020 ICP-MS		U	*	mg/Kg	0.2	1	10/19/08 0:09	erf
Arsenic, total (3050)	M6020 ICP-MS	1.4			mg/Kg	0.3	0.5	10/19/08 0:09	erf
Barium, total (3050)	M6010B ICP	117			mg/Kg	0.3	2	10/17/08 23:11	aeh
Beryllium, total (3050)	M6010B ICP	0.4	B		mg/Kg	0.2	1	10/17/08 23:11	aeh
Cadmium, total (3050)	M6010B ICP		U		mg/Kg	0.5	2	10/17/08 23:11	aeh
Chromium, total (3050)	M6010B ICP	16			mg/Kg	1	5	10/17/08 23:11	aeh
Cobalt, total (3050)	M6010B ICP	11		*	mg/Kg	1	5	10/17/08 23:11	aeh
Copper, total (3050)	M6010B ICP	451		*	mg/Kg	1	5	10/17/08 23:11	aeh
Lead, total (3050)	M6020 ICP-MS	4.70			mg/Kg	0.05	0.3	10/19/08 0:09	erf
Manganese, total (3050)	M6010B ICP	280			mg/Kg	0.5	3	10/17/08 23:11	aeh
Mercury, total	M7471A CVAA		U		mg/Kg	0.04	0.2	10/22/08 9:47	pmc
Molybdenum, total (3050)	M6010B ICP	69		*	mg/Kg	1	5	10/17/08 23:11	aeh
Nickel, total (3050)	M6010B ICP	10			mg/Kg	1	5	10/17/08 23:11	aeh
Selenium, total (3050)	M6020 ICP-MS	0.97		*	mg/Kg	0.05	0.3	10/19/08 0:09	erf
Thallium, total (3050)	M6020 ICP-MS	0.31		*	mg/Kg	0.05	0.3	10/19/08 0:09	erf
Uranium, total (3050)	M6020 ICP-MS	3.92		*	mg/Kg	0.05	0.3	10/19/08 0:09	erf
Zinc, total (3050)	M6010B ICP	46			mg/Kg	1	5	10/17/08 23:11	aeh

Soil Analysis

Parameter	EPA Method	Result	Qual	XQ	Units	MDL	PQL	Date	Analyst
Solids, Percent	CLPSOW390, PART F, D-98	85.2		*	%	0.1	0.5	10/08/08 1:45	bjl

Soil Preparation

Parameter	EPA Method	Result	Qual	XQ	Units	MDL	PQL	Date	Analyst
Air Dry at 34 Degrees C	USDA No. 1, 1972			*				10/07/08 10:19	bjl
Digestion - Hot Plate	M3050B ICP-MS							10/15/08 19:07	brd
Sieve-2000 um (2.0mm)	ASA No.9, 15-4.2.2			*				10/15/08 8:15	bjl

Arizona license number: AZ0102

EE 11/19/08

** Please refer to Qualifier Reports for details.*

ACZ Laboratories, Inc.
2773 Downhill Drive Steamboat Springs, CO 80487 (800) 334-5493

Inorganic Analytical Results

FMI Gold & Copper - Sierrita
Project ID: OJ07R9
Sample ID: ST-SB01-160-180

ACZ Sample ID: ***L72199-09***
Date Sampled: *09/25/08 16:27*
Date Received: *10/02/08*
Sample Matrix: *Soil*

Metals Analysis

Parameter	EPA Method	Result	Qual	XQ	Units	MDL	PQL	Date	Analyst
Antimony, total (3050)	M6020 ICP-MS	0.2	B	*	mg/Kg	0.2	1	10/19/08 0:15	erf
Arsenic, total (3050)	M6020 ICP-MS	1.7			mg/Kg	0.3	0.5	10/19/08 0:15	erf
Barium, total (3050)	M6010B ICP	92.4			mg/Kg	0.3	2	10/17/08 23:15	aeh
Beryllium, total (3050)	M6010B ICP	0.4	B		mg/Kg	0.2	1	10/17/08 23:15	aeh
Cadmium, total (3050)	M6010B ICP		U		mg/Kg	0.5	2	10/17/08 23:15	aeh
Chromium, total (3050)	M6010B ICP	12			mg/Kg	1	5	10/17/08 23:15	aeh
Cobalt, total (3050)	M6010B ICP	10		*	mg/Kg	1	5	10/17/08 23:15	aeh
Copper, total (3050)	M6010B ICP	264		*	mg/Kg	1	5	10/17/08 23:15	aeh
Lead, total (3050)	M6020 ICP-MS	3.69			mg/Kg	0.05	0.3	10/19/08 0:15	erf
Manganese, total (3050)	M6010B ICP	278			mg/Kg	0.5	3	10/17/08 23:15	aeh
Mercury, total	M7471A CVAA		U		mg/Kg	0.04	0.2	10/22/08 9:50	pmc
Molybdenum, total (3050)	M6010B ICP	57		*	mg/Kg	1	5	10/17/08 23:15	aeh
Nickel, total (3050)	M6010B ICP	9			mg/Kg	1	5	10/17/08 23:15	aeh
Selenium, total (3050)	M6020 ICP-MS	0.82		*	mg/Kg	0.05	0.3	10/19/08 0:15	erf
Thallium, total (3050)	M6020 ICP-MS	0.30		*	mg/Kg	0.05	0.3	10/19/08 0:15	erf
Uranium, total (3050)	M6020 ICP-MS	5.41		*	mg/Kg	0.05	0.3	10/19/08 0:15	erf
Zinc, total (3050)	M6010B ICP	45			mg/Kg	1	5	10/17/08 23:15	aeh

Soil Analysis

Parameter	EPA Method	Result	Qual	XQ	Units	MDL	PQL	Date	Analyst
Solids, Percent	CLPSOW390, PART F, D-98	79.1		*	%	0.1	0.5	10/08/08 3:30	bjl

Soil Preparation

Parameter	EPA Method	Result	Qual	XQ	Units	MDL	PQL	Date	Analyst
Air Dry at 34 Degrees C	USDA No. 1, 1972			*				10/07/08 10:22	bjl
Digestion - Hot Plate	M3050B ICP-MS							10/15/08 19:33	brd
Sieve-2000 um (2.0mm)	ASA No.9, 15-4.2.2			*				10/15/08 8:17	bjl

Arizona license number: AZ0102

ER 11/19/08

** Please refer to Qualifier Reports for details.*

ACZ Laboratories, Inc.
2773 Downhill Drive Steamboat Springs, CO 80487 (800) 334-5493

Inorganic Analytical Results

FMI Gold & Copper - Sierrita
Project ID: OJ07R9
Sample ID: ST-SB01-180-200

ACZ Sample ID: ***L72199-10***
Date Sampled: *09/25/08 17:12*
Date Received: *10/02/08*
Sample Matrix: *Soil*

Metals Analysis

Parameter	EPA Method	Result	Qual	XQ	Units	MDL	PQL	Date	Analyst
Antimony, total (3050)	M6020 ICP-MS	0.2	B	*	mg/Kg	0.2	1	10/19/08 0:34	erf
Arsenic, total (3050)	M6020 ICP-MS	1.4			mg/Kg	0.3	0.5	10/19/08 0:34	erf
Barium, total (3050)	M6010B ICP	98.2			mg/Kg	0.3	2	10/17/08 23:19	aeh
Beryllium, total (3050)	M6010B ICP	0.4	B		mg/Kg	0.2	1	10/17/08 23:19	aeh
Cadmium, total (3050)	M6010B ICP		U		mg/Kg	0.5	2	10/17/08 23:19	aeh
Chromium, total (3050)	M6010B ICP	12			mg/Kg	1	5	10/17/08 23:19	aeh
Cobalt, total (3050)	M6010B ICP	8		*	mg/Kg	1	5	10/17/08 23:19	aeh
Copper, total (3050)	M6010B ICP	125		*	mg/Kg	1	5	10/17/08 23:19	aeh
Lead, total (3050)	M6020 ICP-MS	7.38			mg/Kg	0.05	0.3	10/19/08 0:34	erf
Manganese, total (3050)	M6010B ICP	264			mg/Kg	0.5	3	10/17/08 23:19	aeh
Mercury, total	M7471A CVAA		U		mg/Kg	0.04	0.2	10/22/08 9:53	pmc
Molybdenum, total (3050)	M6010B ICP	28		*	mg/Kg	1	5	10/17/08 23:19	aeh
Nickel, total (3050)	M6010B ICP	8			mg/Kg	1	5	10/17/08 23:19	aeh
Selenium, total (3050)	M6020 ICP-MS	0.74		*	mg/Kg	0.05	0.3	10/19/08 0:34	erf
Thallium, total (3050)	M6020 ICP-MS	0.39		*	mg/Kg	0.05	0.3	10/19/08 0:34	erf
Uranium, total (3050)	M6020 ICP-MS	3.37		*	mg/Kg	0.05	0.3	10/19/08 0:34	erf
Zinc, total (3050)	M6010B ICP	49			mg/Kg	1	5	10/17/08 23:19	aeh

Soil Analysis

Parameter	EPA Method	Result	Qual	XQ	Units	MDL	PQL	Date	Analyst
Solids, Percent	CLPSOW390, PART F, D-98	82.7		*	%	0.1	0.5	10/08/08 5:15	bjl

Soil Preparation

Parameter	EPA Method	Result	Qual	XQ	Units	MDL	PQL	Date	Analyst
Air Dry at 34 Degrees C	USDA No. 1, 1972			*				10/07/08 10:26	bjl
Digestion - Hot Plate	M3050B ICP-MS							10/15/08 20:00	brd
Sieve-2000 um (2.0mm)	ASA No.9, 15-4.2.2			*				10/15/08 8:19	bjl

Arizona license number: AZ0102

EE 11/19/08

** Please refer to Qualifier Reports for details.*

SIERRITA
DATA REVIEW SUMMARY

Data Package Number: L72397 Sampling Event: October 3rd, 2008
Sample-specific Parameter Review? **Yes** Laboratory Performance Parameters? **No**
Data Reviewer: Liz Kraak Date Completed: 11/12/08
Peer Reviewer: Geoff Webb Date Completed: 11/13/08

This report summarizes the verification of analytical data for 18 soil samples. The soil samples were analyzed for total metals by methods M6020, M6010B, and M7471A. ACZ Laboratories, Inc. of Steamboat Springs, Colorado performed the analyses. ACZ operates under laboratory licensure number AZ0102.

The data review was conducted in accordance with the criteria specified in the Draft Addendum – Quality Assurance Project Plan Sierrita Mine Green Valley, Arizona (April 2008). Independent review flags were assigned as required by Appendix E in the QAPP. The table below summarizes the samples and analyses presented in these data packages.

Field ID	Sample Type	Lab ID	Matrix	Analyses
				Total Metals
ST-SB03 200-210	SA	L72397-01	S	X^m
ST-SB04 0-20	SA	L72397-02	S	X^m
ST-SB04 20-40	SA	L72397-03	S	X
ST-SB04 40-60	SA	L72397-04	S	X
ST-SB04 60-80	SA	L72397-05	S	X
ST-SB04 80-100	SA	L72397-06	S	X
ST-SB04 100-120	SA	L72397-07	S	X
ST-SB04 120-140	SA	L72397-08	S	X
ST-SB03 0-20	SA	L72397-09	S	X
ST-SB03 20-40	SA	L72397-10	S	X
ST-SB03 40-60	SA	L72397-11	S	X
ST-SB03 60-80	SA	L72397-12	S	X
ST-SB03 80-100	SA	L72397-13	S	X
ST-SB03 100-120	SA	L72397-14	S	X
ST-SB03 120-140	SA	L72397-15	S	X
ST-SB03 140-160	SA	L72397-16	S	X
ST-SB03 160-180	SA	L72397-17	S	X
ST-SB03 180-200	SA	L72397-18	S	X

Matrix: S = Soil QC Type: SA = Sample
X^m = Matrix spike and/or matrix spike duplicate recovery.
m = Matrix spike and/ or matrix spike duplicate.

General Overall Assessment (Flags applied per ADEQ data qualifying process and QAPP guidance):

____ Data are usable without qualification.

_X_ Data are usable with qualification (noted below).

____ Some or all data are unusable for any purpose (detailed below).

Case Narrative Summary: Except as noted below, any of the issues noted in the laboratory case narrative potentially affecting data quality are addressed in the appropriate sections in the table below. Results reported between the MDL and RL were flagged with a B by the laboratory. No additional qualifiers were added during data review for those results reported between the MDL and RL.

Review Parameter	Criteria Met?	Comments
Sample-specific Parameters	Complete with "Yes", "No", or "Not Applicable (N/A)".	For each "No" response, list what was out, associated acceptance limits, all qualified data, and bias direction or reference associated table with pertinent details.
COC & Sample Receipt	Yes	Samples were received intact and the cooler temperature was 0.8°C upon arrival at the laboratory, which met the criterion of ≤6°C. Qualification of data was not necessary. The percent solid is performed on the soil samples as received and this percent solid is reported on the result form. For the metals analysis, the soil samples are dried prior to sample preparation. Another percent solid is performed on the air dried sample to use as a correction factor for the sample result after analysis. This correction factor is also applied to the MDL and RL, but because the percent solid is performed on the air dried sample this correction factor is small. Therefore, the MDL and RLs are the same from sample to sample. The sample and results are reported on a dry weight basis. Samples were not air dried for the mercury analysis. The mercury samples were prepared as received and dry weight corrected.
Holding Times	Yes	All samples were analyzed within holding time requirements. Data qualification was not required.
Method Blanks Calibration Blanks	Yes	Target analytes were not detected in the method blanks or continuing calibration blanks. Data qualification was not required.
Matrix QC • MS/MSD ST-SB04 0-20 (Antimony, Arsenic, Lead, Selenium, Thallium, Uranium) ST-SB03 200-210 (Barium, Beryllium, Cadmium, Chromium, Cobalt, Copper, Manganese, Mercury, Molybdenum, Nickel, Zinc) • LD ST-SB03 180-200 (Percent Solids)	No	With the exceptions noted in Table 1 below, the recoveries and RPDs for the matrix spike (MS) and matrix spike duplicate (MSD) analyses were within the laboratory-determined acceptance range. The agreement between parent sample results and the lab duplicate sample results was evaluated for percent solids. All of the results met the evaluation criteria.
Method QC • Serial Dilution N/A • Internal Standards	N/A	
	Yes	**Internal Standards** All internal standards were within the laboratory-determined acceptance limits. Data qualification was not required.
Field QC • Rinsate Blank N/A • Field Duplicate N/A • Field Blank N/A	N/A	A field duplicate sample was not collected with this sampling event.
Laboratory Control Sample/ Laboratory Control Sample Duplicate (LCS/LCSD)	Yes	All LCS and LCSD percent recoveries and RPDs were within laboratory-determined acceptance limits. Data qualification was not required.
Elevated RLs without associated non-detect results	Yes	
Package Completeness	Yes	
Other Parameters	No	**Interference Check Standards** The laboratory noted that associated ICSA QC sample failed at 0.00105 mg/L. As the interferent elements of aluminum, calcium, iron, and magnesium were not reported in this data package, interference check standards could not be evaluated and further action was not necessary.

Table 1: MS/MSD Recovery Outliers and Resultant Qualification

Sample	Analyte	%Rs (Limits)	RPD (Limit)	Qualification
ST-SB04 0-20	Total Antimony	**35**/ **12** (75-125)	**32.17** (20)	As the potential bias was considered to be low, the total antimony result was flagged with a M2. As the total antimony RPD was not within acceptance limits, the total antimony result was also flagged with an R8.
ST-SB03 200-210	Total Copper	**44.2**/ 90.5 (75-125)	6.88 (20)	As the potential bias was considered to be low, the total copper and total manganese results were flagged with a M2.
	Total Manganese	96.6/ **37.2** (75-125)	11.96 (20)	

%R = Percent Recovery

M2 = Matrix spike recovery was low; the associated blank spike recovery was acceptable.

RPD = Relative Percent Difference

R8 = Sample RPD exceeded the method acceptance criteria.

ACZ Laboratories, Inc.

2773 Downhill Drive Steamboat Springs, CO 80487 (800) 334-5493

Inorganic Analytical Results

FMI Gold & Copper - Sierrita
Project ID: OJ07R9
Sample ID: ST-SB03 200-210

ACZ Sample ID: ***L72397-01***
Date Sampled: *10/03/08 12:52*
Date Received: *10/10/08*
Sample Matrix: *Soil*

Metals Analysis

Parameter	EPA Method	Result	Qual	XQ	Units	MDL	PQL	Date	Analyst
Antimony, total (3050)	M6020 ICP-MS	0.2	B	*	mg/Kg	0.2	1	10/30/08 4:22	erf
Arsenic, total (3050)	M6020 ICP-MS	3.1			mg/Kg	0.3	1	11/01/08 22:14	rac
Barium, total (3050)	M6010B ICP	72.2			mg/Kg	0.3	2	10/29/08 10:52	aeh
Beryllium, total (3050)	M6010B ICP	0.7	B		mg/Kg	0.2	1	10/29/08 10:52	aeh
Cadmium, total (3050)	M6010B ICP		U		mg/Kg	0.5	2	10/29/08 10:52	aeh
Chromium, total (3050)	M6010B ICP	7		*	mg/Kg	1	5	10/29/08 10:52	aeh
Cobalt, total (3050)	M6010B ICP	5	B	*	mg/Kg	1	5	10/29/08 10:52	aeh
Copper, total (3050)	M6010B ICP	306		*	mg/Kg	1	5	10/29/08 10:52	aeh MZ
Lead, total (3050)	M6020 ICP-MS	23.20		*	mg/Kg	0.05	0.3	10/30/08 4:22	erf
Manganese, total (3050)	M6010B ICP	217		*	mg/Kg	0.5	3	10/29/08 10:52	aeh MZ
Mercury, total	M7471A CVAA		U		mg/Kg	0.04	0.2	10/29/08 9:53	pmc
Molybdenum, total (3050)	M6010B ICP	12		*	mg/Kg	1	5	10/29/08 10:52	aeh
Nickel, total (3050)	M6010B ICP	4	B	*	mg/Kg	1	5	10/29/08 10:52	aeh
Selenium, total (3050)	M6020 ICP-MS	0.16	B		mg/Kg	0.05	0.3	11/01/08 22:14	rac
Thallium, total (3050)	M6020 ICP-MS	0.27	B		mg/Kg	0.05	0.3	11/01/08 22:14	rac
Uranium, total (3050)	M6020 ICP-MS	1.83		*	mg/Kg	0.05	0.3	10/30/08 4:22	erf
Zinc, total (3050)	M6010B ICP	46		*	mg/Kg	1	5	10/29/08 10:52	aeh

Soil Analysis

Parameter	EPA Method	Result	Qual	XQ	Units	MDL	PQL	Date	Analyst
Solids, Percent	CLPSOW390, PART F, D-98	92.9		*	%	0.1	0.5	10/16/08 18:26	mjc

Soil Preparation

Parameter	EPA Method	Result	Qual	XQ	Units	MDL	PQL	Date	Analyst
Air Dry at 34 Degrees C	USDA No. 1, 1972			*				10/16/08 12:30	mjc
Digestion - Hot Plate	M3050B ICP-MS							10/27/08 10:00	bjl
Sieve-2000 um (2.0mm)	ASA No.9, 15-4.2.2			*				10/24/08 12:15	mjc

Arizona license number: AZ0102

EQ 11/12/08

** Please refer to Qualifier Reports for details.*

ACZ Laboratories, Inc.

2773 Downhill Drive Steamboat Springs, CO 80487 (800) 334-5493

Inorganic Analytical Results

FMI Gold & Copper - Sierrita
Project ID: OJ07R9
Sample ID: ST-SB04 0-20

ACZ Sample ID: ***L72397-02***
Date Sampled: *10/05/08 12:07*
Date Received: *10/10/08*
Sample Matrix: *Soil*

Metals Analysis

Parameter	EPA Method	Result	Qual	XQ	Units	MDL	PQL	Date	Analyst
Antimony, total (3050)	M6020 ICP-MS	2.4		*	mg/Kg	0.2	1	10/30/08 4:28	erf
Arsenic, total (3050)	M6020 ICP-MS	3.2			mg/Kg	0.3	1	11/01/08 22:20	rac
Barium, total (3050)	M6010B ICP	69.3			mg/Kg	0.3	2	10/29/08 11:12	aeh
Beryllium, total (3050)	M6010B ICP	0.4	B		mg/Kg	0.2	1	10/29/08 11:12	aeh
Cadmium, total (3050)	M6010B ICP		U		mg/Kg	0.5	2	10/29/08 11:12	aeh
Chromium, total (3050)	M6010B ICP	5	B	*	mg/Kg	1	5	10/29/08 11:12	aeh
Cobalt, total (3050)	M6010B ICP	6		*	mg/Kg	1	5	10/29/08 11:12	aeh
Copper, total (3050)	M6010B ICP	311		*	mg/Kg	1	5	10/29/08 11:12	aeh
Lead, total (3050)	M6020 ICP-MS	3.53			mg/Kg	0.05	0.3	11/01/08 22:20	rac
Manganese, total (3050)	M6010B ICP	240		*	mg/Kg	0.5	3	10/29/08 11:12	aeh
Mercury, total	M7471A CVAA	0.06	B		mg/Kg	0.04	0.2	10/29/08 10:01	pmc
Molybdenum, total (3050)	M6010B ICP	34		*	mg/Kg	1	5	10/29/08 11:12	aeh
Nickel, total (3050)	M6010B ICP	3	B	*	mg/Kg	1	5	10/29/08 11:12	aeh
Selenium, total (3050)	M6020 ICP-MS	0.59			mg/Kg	0.05	0.3	11/01/08 22:20	rac
Thallium, total (3050)	M6020 ICP-MS	0.20	B		mg/Kg	0.05	0.3	11/01/08 22:20	rac
Uranium, total (3050)	M6020 ICP-MS	5.39		*	mg/Kg	0.05	0.3	10/30/08 4:28	erf
Zinc, total (3050)	M6010B ICP	33		*	mg/Kg	1	5	10/29/08 11:12	aeh

JMZ, RS

Soil Analysis

Parameter	EPA Method	Result	Qual	XQ	Units	MDL	PQL	Date	Analyst
Solids, Percent	CLPSOW390, PART F, D-98	85.0		*	%	0.1	0.5	10/16/08 23:22	mjc

Soil Preparation

Parameter	EPA Method	Result	Qual	XQ	Units	MDL	PQL	Date	Analyst
Air Dry at 34 Degrees C	USDA No. 1, 1972			*				10/16/08 12:35	mjc
Digestion - Hot Plate	M3050B ICP-MS							10/27/08 10:45	bjl
Sieve-2000 um (2.0mm)	ASA No.9, 15-4.2.2			*				10/24/08 12:20	mjc

Arizona license number: AZ0102

ER 11/12/08

** Please refer to Qualifier Reports for details.*

ACZ Laboratories, Inc.

2773 Downhill Drive Steamboat Springs, CO 80487 (800) 334-5493

Inorganic Analytical Results

FMI Gold & Copper - Sierrita
Project ID: OJ07R9
Sample ID: ST-SB04 20-40

ACZ Sample ID: ***L72397-03***
Date Sampled: *10/05/08 12:27*
Date Received: *10/10/08*
Sample Matrix: *Soil*

Metals Analysis

Parameter	EPA Method	Result	Qual	XQ	Units	MDL	PQL	Date	Analyst
Antimony, total (3050)	M6020 ICP-MS		U	*	mg/Kg	0.2	1	10/30/08 4:58	erf
Arsenic, total (3050)	M6020 ICP-MS	1.3			mg/Kg	0.3	1	11/01/08 22:48	rac
Barium, total (3050)	M6010B ICP	90.2			mg/Kg	0.3	2	10/29/08 11:15	aeh
Beryllium, total (3050)	M6010B ICP	0.3	B		mg/Kg	0.2	1	10/29/08 11:15	aeh
Cadmium, total (3050)	M6010B ICP		U		mg/Kg	0.5	2	10/29/08 11:15	aeh
Chromium, total (3050)	M6010B ICP	6		*	mg/Kg	1	5	10/29/08 11:15	aeh
Cobalt, total (3050)	M6010B ICP	6		*	mg/Kg	1	5	10/29/08 11:15	aeh
Copper, total (3050)	M6010B ICP	392		*	mg/Kg	1	5	10/29/08 11:15	aeh
Lead, total (3050)	M6020 ICP-MS	2.91			mg/Kg	0.05	0.3	11/01/08 22:48	rac
Manganese, total (3050)	M6010B ICP	192		*	mg/Kg	0.5	3	10/29/08 11:15	aeh
Mercury, total	M7471A CVAA		U		mg/Kg	0.04	0.2	10/29/08 10:03	pmc
Molybdenum, total (3050)	M6010B ICP	82		*	mg/Kg	1	5	10/29/08 11:15	aeh
Nickel, total (3050)	M6010B ICP	3	B	*	mg/Kg	1	5	10/29/08 11:15	aeh
Selenium, total (3050)	M6020 ICP-MS	0.60			mg/Kg	0.05	0.3	11/01/08 22:48	rac
Thallium, total (3050)	M6020 ICP-MS	0.19	B		mg/Kg	0.05	0.3	11/01/08 22:48	rac
Uranium, total (3050)	M6020 ICP-MS	4.12		*	mg/Kg	0.05	0.3	10/30/08 4:58	erf
Zinc, total (3050)	M6010B ICP	32		*	mg/Kg	1	5	10/29/08 11:15	aeh

Soil Analysis

Parameter	EPA Method	Result	Qual	XQ	Units	MDL	PQL	Date	Analyst
Solids, Percent	CLPSOW390, PART F, D-98	85.7		*	%	0.1	0.5	10/17/08 4:18	mjc

Soil Preparation

Parameter	EPA Method	Result	Qual	XQ	Units	MDL	PQL	Date	Analyst
Air Dry at 34 Degrees C	USDA No. 1, 1972			*				10/16/08 12:40	mjc
Digestion - Hot Plate	M3050B ICP-MS							10/27/08 11:30	bjl
Sieve-2000 um (2.0mm)	ASA No.9, 15-4.2.2			*				10/24/08 12:25	mjc

Arizona license number: AZ0102

ER 11/12/08

** Please refer to Qualifier Reports for details.*

ACZ Laboratories, Inc.

2773 Downhill Drive Steamboat Springs, CO 80487 (800) 334-5493

Inorganic Analytical Results

FMI Gold & Copper - Sierrita
Project ID: OJ07R9
Sample ID: ST-SB04 40-60

ACZ Sample ID: ***L72397-04***
Date Sampled: *10/05/08 12:57*
Date Received: *10/10/08*
Sample Matrix: *Soil*

Metals Analysis

Parameter	EPA Method	Result	Qual	XQ	Units	MDL	PQL	Date	Analyst
Antimony, total (3050)	M6020 ICP-MS		U	*	mg/Kg	0.2	1	10/30/08 5:04	erf
Arsenic, total (3050)	M6020 ICP-MS	2.1			mg/Kg	0.3	1	11/01/08 22:54	rac
Barium, total (3050)	M6010B ICP	67.2			mg/Kg	0.3	2	10/29/08 11:19	aeh
Beryllium, total (3050)	M6010B ICP	0.4	B		mg/Kg	0.2	1	10/29/08 11:19	aeh
Cadmium, total (3050)	M6010B ICP		U		mg/Kg	0.5	2	10/29/08 11:19	aeh
Chromium, total (3050)	M6010B ICP	6		*	mg/Kg	1	5	10/29/08 11:19	aeh
Cobalt, total (3050)	M6010B ICP	7		*	mg/Kg	1	5	10/29/08 11:19	aeh
Copper, total (3050)	M6010B ICP	376		*	mg/Kg	1	5	10/29/08 11:19	aeh
Lead, total (3050)	M6020 ICP-MS	4.14			mg/Kg	0.05	0.3	11/01/08 22:54	rac
Manganese, total (3050)	M6010B ICP	223		*	mg/Kg	0.5	3	10/29/08 11:19	aeh
Mercury, total	M7471A CVAA	0.05	B		mg/Kg	0.04	0.2	10/29/08 10:05	pmc
Molybdenum, total (3050)	M6010B ICP	34		*	mg/Kg	1	5	10/29/08 11:19	aeh
Nickel, total (3050)	M6010B ICP	3	B	*	mg/Kg	1	5	10/29/08 11:19	aeh
Selenium, total (3050)	M6020 ICP-MS	1.31			mg/Kg	0.05	0.3	11/01/08 22:54	rac
Thallium, total (3050)	M6020 ICP-MS	0.18	B		mg/Kg	0.05	0.3	11/01/08 22:54	rac
Uranium, total (3050)	M6020 ICP-MS	6.00		*	mg/Kg	0.05	0.3	10/30/08 5:04	erf
Zinc, total (3050)	M6010B ICP	32		*	mg/Kg	1	5	10/29/08 11:19	aeh

Soil Analysis

Parameter	EPA Method	Result	Qual	XQ	Units	MDL	PQL	Date	Analyst
Solids, Percent	CLPSOW390, PART F, D-98	85.1		*	%	0.1	0.5	10/17/08 9:14	mjc

Soil Preparation

Parameter	EPA Method	Result	Qual	XQ	Units	MDL	PQL	Date	Analyst
Air Dry at 34 Degrees C	USDA No. 1, 1972			*				10/16/08 12:45	mjc
Digestion - Hot Plate	M3050B ICP-MS							10/27/08 11:45	bjl
Sieve-2000 um (2.0mm)	ASA No.9, 15-4.2.2			*				10/24/08 12:30	mjc

Arizona license number: AZ0102

EC 11/12/08

** Please refer to Qualifier Reports for details.*

ACZ Laboratories, Inc.

2773 Downhill Drive Steamboat Springs, CO 80487 (800) 334-5493

Inorganic Analytical Results

FMI Gold & Copper - Sierrita
Project ID: OJ07R9
Sample ID: ST-SB04 60-80

ACZ Sample ID: ***L72397-05***
Date Sampled: *10/05/08 13:17*
Date Received: *10/10/08*
Sample Matrix: *Soil*

Metals Analysis

Parameter	EPA Method	Result	Qual	XQ	Units	MDL	PQL	Date	Analyst
Antimony, total (3050)	M6020 ICP-MS	0.3	B	*	mg/Kg	0.2	1	10/30/08 5:10	erf
Arsenic, total (3050)	M6020 ICP-MS	3.5			mg/Kg	0.3	1	11/01/08 22:59	rac
Barium, total (3050)	M6010B ICP	70.7			mg/Kg	0.3	2	10/29/08 11:22	aeh
Beryllium, total (3050)	M6010B ICP	0.4	B		mg/Kg	0.2	1	10/29/08 11:22	aeh
Cadmium, total (3050)	M6010B ICP		U		mg/Kg	0.5	2	10/29/08 11:22	aeh
Chromium, total (3050)	M6010B ICP	6		*	mg/Kg	1	5	10/29/08 11:22	aeh
Cobalt, total (3050)	M6010B ICP	7		*	mg/Kg	1	5	10/29/08 11:22	aeh
Copper, total (3050)	M6010B ICP	437		*	mg/Kg	1	5	10/29/08 11:22	aeh
Lead, total (3050)	M6020 ICP-MS	5.33		*	mg/Kg	0.05	0.3	10/30/08 5:10	erf
Manganese, total (3050)	M6010B ICP	258		*	mg/Kg	0.5	3	10/29/08 11:22	aeh
Mercury, total	M7471A CVAA	0.05	B		mg/Kg	0.04	0.2	10/29/08 10:08	pmc
Molybdenum, total (3050)	M6010B ICP	47		*	mg/Kg	1	5	10/29/08 11:22	aeh
Nickel, total (3050)	M6010B ICP	3	B	*	mg/Kg	1	5	10/29/08 11:22	aeh
Selenium, total (3050)	M6020 ICP-MS	0.86			mg/Kg	0.05	0.3	11/01/08 22:59	rac
Thallium, total (3050)	M6020 ICP-MS	0.21	B		mg/Kg	0.05	0.3	11/01/08 22:59	rac
Uranium, total (3050)	M6020 ICP-MS	5.13		*	mg/Kg	0.05	0.3	10/30/08 5:10	erf
Zinc, total (3050)	M6010B ICP	39		*	mg/Kg	1	5	10/29/08 11:22	aeh

Soil Analysis

Parameter	EPA Method	Result	Qual	XQ	Units	MDL	PQL	Date	Analyst
Solids, Percent	CLPSOW390, PART F, D-98	86.4		*	%	0.1	0.5	10/17/08 14:10	mjc

Soil Preparation

Parameter	EPA Method	Result	Qual	XQ	Units	MDL	PQL	Date	Analyst
Air Dry at 34 Degrees C	USDA No. 1, 1972			*				10/16/08 12:51	mjc
Digestion - Hot Plate	M3050B ICP-MS							10/27/08 12:00	bjl
Sieve-2000 um (2.0mm)	ASA No.9, 15-4.2.2			*				10/24/08 12:36	mjc

Arizona license number: AZ0102

EQ 11/12/08

** Please refer to Qualifier Reports for details.*

ACZ Laboratories, Inc.
2773 Downhill Drive Steamboat Springs, CO 80487 (800) 334-5493

Inorganic Analytical Results

FMI Gold & Copper - Sierrita
Project ID: OJ07R9
Sample ID: ST-SB04 80-100

ACZ Sample ID: ***L72397-06***
Date Sampled: *10/05/08 13:37*
Date Received: *10/10/08*
Sample Matrix: *Soil*

Metals Analysis

Parameter	EPA Method	Result	Qual	XQ	Units	MDL	PQL	Date	Analyst
Antimony, total (3050)	M6020 ICP-MS		U	*	mg/Kg	0.2	1	10/30/08 5:16	erf
Arsenic, total (3050)	M6020 ICP-MS	4.4			mg/Kg	0.3	1	11/01/08 23:05	rac
Barium, total (3050)	M6010B ICP	88.8			mg/Kg	0.3	2	10/29/08 11:25	aeh
Beryllium, total (3050)	M6010B ICP	0.7	B		mg/Kg	0.2	1	10/29/08 11:25	aeh
Cadmium, total (3050)	M6010B ICP		U		mg/Kg	0.5	2	10/29/08 11:25	aeh
Chromium, total (3050)	M6010B ICP	12		*	mg/Kg	1	5	10/29/08 11:25	aeh
Cobalt, total (3050)	M6010B ICP	9		*	mg/Kg	1	5	10/29/08 11:25	aeh
Copper, total (3050)	M6010B ICP	368		*	mg/Kg	1	5	10/29/08 11:25	aeh
Lead, total (3050)	M6020 ICP-MS	12.70		*	mg/Kg	0.05	0.3	10/30/08 5:16	erf
Manganese, total (3050)	M6010B ICP	463		*	mg/Kg	0.5	3	10/29/08 11:25	aeh
Mercury, total	M7471A CVAA		U		mg/Kg	0.04	0.2	10/29/08 10:15	pmc
Molybdenum, total (3050)	M6010B ICP	120		*	mg/Kg	1	5	10/29/08 11:25	aeh
Nickel, total (3050)	M6010B ICP	6		*	mg/Kg	1	5	10/29/08 11:25	aeh
Selenium, total (3050)	M6020 ICP-MS	1.20			mg/Kg	0.05	0.3	11/01/08 23:05	rac
Thallium, total (3050)	M6020 ICP-MS	0.21	B		mg/Kg	0.05	0.3	11/01/08 23:05	rac
Uranium, total (3050)	M6020 ICP-MS	5.37		*	mg/Kg	0.05	0.3	10/30/08 5:16	erf
Zinc, total (3050)	M6010B ICP	85		*	mg/Kg	1	5	10/29/08 11:25	aeh

Soil Analysis

Parameter	EPA Method	Result	Qual	XQ	Units	MDL	PQL	Date	Analyst
Solids, Percent	CLPSOW390, PART F, D-98	83.8		*	%	0.1	0.5	10/17/08 19:06	mjc

Soil Preparation

Parameter	EPA Method	Result	Qual	XQ	Units	MDL	PQL	Date	Analyst
Air Dry at 34 Degrees C	USDA No. 1, 1972			*				10/16/08 12:56	mjc
Digestion - Hot Plate	M3050B ICP-MS							10/27/08 12:15	bjl
Sieve-2000 um (2.0mm)	ASA No.9, 15-4.2.2			*				10/24/08 12:41	mjc

Arizona license number: AZ0102

EC 11/12/08

** Please refer to Qualifier Reports for details.*

ACZ Laboratories, Inc.

2773 Downhill Drive Steamboat Springs, CO 80487 (800) 334-5493

Inorganic Analytical Results

FMI Gold & Copper - Sierrita
Project ID: OJ07R9
Sample ID: ST-SB04 100-120

ACZ Sample ID: ***L72397-07***
Date Sampled: *10/06/08 08:37*
Date Received: *10/10/08*
Sample Matrix: *Soil*

Metals Analysis

Parameter	EPA Method	Result	Qual	XQ	Units	MDL	PQL	Date	Analyst
Antimony, total (3050)	M6020 ICP-MS	0.2	B	*	mg/Kg	0.2	1	10/30/08 5:22	erf
Arsenic, total (3050)	M6020 ICP-MS	4.2			mg/Kg	0.3	1	11/01/08 23:11	rac
Barium, total (3050)	M6010B ICP	78.8			mg/Kg	0.3	2	10/29/08 11:29	aeh
Beryllium, total (3050)	M6010B ICP	0.8	B		mg/Kg	0.2	1	10/29/08 11:29	aeh
Cadmium, total (3050)	M6010B ICP		U		mg/Kg	0.5	2	10/29/08 11:29	aeh
Chromium, total (3050)	M6010B ICP	9		*	mg/Kg	1	5	10/29/08 11:29	aeh
Cobalt, total (3050)	M6010B ICP	8		*	mg/Kg	1	5	10/29/08 11:29	aeh
Copper, total (3050)	M6010B ICP	654		*	mg/Kg	1	5	10/29/08 11:29	aeh
Lead, total (3050)	M6020 ICP-MS	11.70		*	mg/Kg	0.05	0.3	10/30/08 5:22	erf
Manganese, total (3050)	M6010B ICP	508		*	mg/Kg	0.5	3	10/29/08 11:29	aeh
Mercury, total	M7471A CVAA	0.06	B		mg/Kg	0.05	0.2	10/29/08 10:17	pmc
Molybdenum, total (3050)	M6010B ICP	104		*	mg/Kg	1	5	10/29/08 11:29	aeh
Nickel, total (3050)	M6010B ICP	4	B	*	mg/Kg	1	5	10/29/08 11:29	aeh
Selenium, total (3050)	M6020 ICP-MS	1.29			mg/Kg	0.05	0.3	11/01/08 23:11	rac
Thallium, total (3050)	M6020 ICP-MS	0.20	B		mg/Kg	0.05	0.3	11/01/08 23:11	rac
Uranium, total (3050)	M6020 ICP-MS	5.95		*	mg/Kg	0.05	0.3	10/30/08 5:22	erf
Zinc, total (3050)	M6010B ICP	119		*	mg/Kg	1	5	10/29/08 11:29	aeh

Soil Analysis

Parameter	EPA Method	Result	Qual	XQ	Units	MDL	PQL	Date	Analyst
Solids, Percent	CLPSOW390, PART F, D-98	83.6		*	%	0.1	0.5	10/18/08 0:02	mjc

Soil Preparation

Parameter	EPA Method	Result	Qual	XQ	Units	MDL	PQL	Date	Analyst
Air Dry at 34 Degrees C	USDA No. 1, 1972			*				10/16/08 13:01	mjc
Digestion - Hot Plate	M3050B ICP-MS							10/27/08 12:30	bjl
Sieve-2000 um (2.0mm)	ASA No.9, 15-4.2.2			*				10/24/08 12:46	mjc

Arizona license number: AZ0102

EQ 11/12/08

** Please refer to Qualifier Reports for details.*

ACZ Laboratories, Inc.

2773 Downhill Drive Steamboat Springs, CO 80487 (800) 334-5493

Inorganic Analytical Results

FMI Gold & Copper - Sierrita
Project ID: OJ07R9
Sample ID: ST-SB04 120-140

ACZ Sample ID: ***L72397-08***
Date Sampled: *10/06/08 09:22*
Date Received: *10/10/08*
Sample Matrix: *Soil*

Metals Analysis

Parameter	EPA Method	Result	Qual	XQ	Units	MDL	PQL	Date	Analyst
Antimony, total (3050)	M6020 ICP-MS		U	*	mg/Kg	0.2	1	10/30/08 5:29	erf
Arsenic, total (3050)	M6020 ICP-MS	2.0			mg/Kg	0.3	1	11/01/08 23:17	rac
Barium, total (3050)	M6010B ICP	63.6			mg/Kg	0.3	2	10/29/08 11:32	aeh
Beryllium, total (3050)	M6010B ICP	0.5	B		mg/Kg	0.2	1	10/29/08 11:32	aeh
Cadmium, total (3050)	M6010B ICP		U		mg/Kg	0.5	2	10/29/08 11:32	aeh
Chromium, total (3050)	M6010B ICP	5		*	mg/Kg	1	5	10/29/08 11:32	aeh
Cobalt, total (3050)	M6010B ICP	4	B	*	mg/Kg	1	5	10/29/08 11:32	aeh
Copper, total (3050)	M6010B ICP	156		*	mg/Kg	1	5	10/29/08 11:32	aeh
Lead, total (3050)	M6020 ICP-MS	6.24		*	mg/Kg	0.05	0.3	10/30/08 5:29	erf
Manganese, total (3050)	M6010B ICP	208		*	mg/Kg	0.5	3	10/29/08 11:32	aeh
Mercury, total	M7471A CVAA		U		mg/Kg	0.04	0.2	10/29/08 10:19	pmc
Molybdenum, total (3050)	M6010B ICP	9		*	mg/Kg	1	5	10/29/08 11:32	aeh
Nickel, total (3050)	M6010B ICP	4	B	*	mg/Kg	1	5	10/29/08 11:32	aeh
Selenium, total (3050)	M6020 ICP-MS	0.10	B		mg/Kg	0.05	0.3	11/01/08 23:17	rac
Thallium, total (3050)	M6020 ICP-MS	0.11	B		mg/Kg	0.05	0.3	11/01/08 23:17	rac
Uranium, total (3050)	M6020 ICP-MS	1.30		*	mg/Kg	0.05	0.3	10/30/08 5:29	erf
Zinc, total (3050)	M6010B ICP	26		*	mg/Kg	1	5	10/29/08 11:32	aeh

Soil Analysis

Parameter	EPA Method	Result	Qual	XQ	Units	MDL	PQL	Date	Analyst
Solids, Percent	CLPSOW390, PART F, D-98	91.5		*	%	0.1	0.5	10/18/08 4:58	mjc

Soil Preparation

Parameter	EPA Method	Result	Qual	XQ	Units	MDL	PQL	Date	Analyst
Air Dry at 34 Degrees C	USDA No. 1, 1972			*				10/16/08 13:07	mjc
Digestion - Hot Plate	M3050B ICP-MS							10/27/08 12:45	bjl
Sieve-2000 um (2.0mm)	ASA No.9, 15-4.2.2			*				10/24/08 12:52	mjc

Arizona license number: AZ0102

EE 11/12/08

** Please refer to Qualifier Reports for details.*

ACZ Laboratories, Inc.

2773 Downhill Drive Steamboat Springs, CO 80487 (800) 334-5493

Inorganic Analytical Results

FMI Gold & Copper - Sierrita
Project ID: OJ07R9
Sample ID: ST-SB03 0-20

ACZ Sample ID: ***L72397-09***
Date Sampled: *10/02/08 12:22*
Date Received: *10/10/08*
Sample Matrix: *Soil*

Metals Analysis

Parameter	EPA Method	Result	Qual	XQ	Units	MDL	PQL	Date	Analyst
Antimony, total (3050)	M6020 ICP-MS	0.2	B	*	mg/Kg	0.2	1	10/30/08 5:35	erf
Arsenic, total (3050)	M6020 ICP-MS	1.9			mg/Kg	0.3	1	11/01/08 23:22	rac
Barium, total (3050)	M6010B ICP	71.7			mg/Kg	0.3	2	10/29/08 11:35	aeh
Beryllium, total (3050)	M6010B ICP	0.3	B		mg/Kg	0.2	1	10/29/08 11:35	aeh
Cadmium, total (3050)	M6010B ICP		U		mg/Kg	0.5	2	10/29/08 11:35	aeh
Chromium, total (3050)	M6010B ICP	5		*	mg/Kg	1	5	10/29/08 11:35	aeh
Cobalt, total (3050)	M6010B ICP	6		*	mg/Kg	1	5	10/29/08 11:35	aeh
Copper, total (3050)	M6010B ICP	258		*	mg/Kg	1	5	10/29/08 11:35	aeh
Lead, total (3050)	M6020 ICP-MS	3.40			mg/Kg	0.05	0.3	11/01/08 23:22	rac
Manganese, total (3050)	M6010B ICP	211		*	mg/Kg	0.5	3	10/29/08 11:35	aeh
Mercury, total	M7471A CVAA	0.07	B		mg/Kg	0.04	0.2	10/29/08 10:22	pmc
Molybdenum, total (3050)	M6010B ICP	40		*	mg/Kg	1	5	10/29/08 11:35	aeh
Nickel, total (3050)	M6010B ICP	3	B	*	mg/Kg	1	5	10/29/08 11:35	aeh
Selenium, total (3050)	M6020 ICP-MS	0.65			mg/Kg	0.05	0.3	11/01/08 23:22	rac
Thallium, total (3050)	M6020 ICP-MS	0.14	B		mg/Kg	0.05	0.3	11/01/08 23:22	rac
Uranium, total (3050)	M6020 ICP-MS	4.60		*	mg/Kg	0.05	0.3	10/30/08 5:35	erf
Zinc, total (3050)	M6010B ICP	34		*	mg/Kg	1	5	10/29/08 11:35	aeh

Soil Analysis

Parameter	EPA Method	Result	Qual	XQ	Units	MDL	PQL	Date	Analyst
Solids, Percent	CLPSOW390, PART F, D-98	86.1		*	%	0.1	0.5	10/18/08 9:54	mjc

Soil Preparation

Parameter	EPA Method	Result	Qual	XQ	Units	MDL	PQL	Date	Analyst
Air Dry at 34 Degrees C	USDA No. 1, 1972			*				10/16/08 13:12	mjc
Digestion - Hot Plate	M3050B ICP-MS							10/27/08 13:00	bjl
Sieve-2000 um (2.0mm)	ASA No.9, 15-4.2.2			*				10/24/08 12:57	mjc

Arizona license number: AZ0102

EC 11/12/08

** Please refer to Qualifier Reports for details.*

ACZ Laboratories, Inc.

2773 Downhill Drive Steamboat Springs, CO 80487 (800) 334-5493

Inorganic Analytical Results

FMI Gold & Copper - Sierrita
Project ID: OJ07R9
Sample ID: ST-SB03 20-40

ACZ Sample ID: ***L72397-10***
Date Sampled: *10/02/08 12:47*
Date Received: *10/10/08*
Sample Matrix: *Soil*

Metals Analysis

Parameter	EPA Method	Result	Qual	XQ	Units	MDL	PQL	Date	Analyst
Antimony, total (3050)	M6020 ICP-MS	0.2	B	*	mg/Kg	0.2	1	10/30/08 5:47	erf
Arsenic, total (3050)	M6020 ICP-MS	1.6			mg/Kg	0.3	1	11/01/08 23:28	rac
Barium, total (3050)	M6010B ICP	91.0			mg/Kg	0.3	2	10/29/08 11:38	aeh
Beryllium, total (3050)	M6010B ICP	0.4	B		mg/Kg	0.2	1	10/29/08 11:38	aeh
Cadmium, total (3050)	M6010B ICP		U		mg/Kg	0.5	2	10/29/08 11:38	aeh
Chromium, total (3050)	M6010B ICP	6		*	mg/Kg	1	5	10/29/08 11:38	aeh
Cobalt, total (3050)	M6010B ICP	7		*	mg/Kg	1	5	10/29/08 11:38	aeh
Copper, total (3050)	M6010B ICP	289		*	mg/Kg	1	5	10/29/08 11:38	aeh
Lead, total (3050)	M6020 ICP-MS	4.44			mg/Kg	0.05	0.3	11/01/08 23:28	rac
Manganese, total (3050)	M6010B ICP	223		*	mg/Kg	0.5	3	10/29/08 11:38	aeh
Mercury, total	M7471A CVAA	0.06	B		mg/Kg	0.04	0.2	10/29/08 10:24	pmc
Molybdenum, total (3050)	M6010B ICP	34		*	mg/Kg	1	5	10/29/08 11:38	aeh
Nickel, total (3050)	M6010B ICP	3	B	*	mg/Kg	1	5	10/29/08 11:38	aeh
Selenium, total (3050)	M6020 ICP-MS	0.80			mg/Kg	0.05	0.3	11/01/08 23:28	rac
Thallium, total (3050)	M6020 ICP-MS	0.15	B		mg/Kg	0.05	0.3	11/01/08 23:28	rac
Uranium, total (3050)	M6020 ICP-MS	5.23		*	mg/Kg	0.05	0.3	10/30/08 5:47	erf
Zinc, total (3050)	M6010B ICP	31		*	mg/Kg	1	5	10/29/08 11:38	aeh

Soil Analysis

Parameter	EPA Method	Result	Qual	XQ	Units	MDL	PQL	Date	Analyst
Solids, Percent	CLPSOW390, PART F, D-98	81.8		*	%	0.1	0.5	10/18/08 14:50	mjc

Soil Preparation

Parameter	EPA Method	Result	Qual	XQ	Units	MDL	PQL	Date	Analyst
Air Dry at 34 Degrees C	USDA No. 1, 1972			*				10/16/08 13:17	mjc
Digestion - Hot Plate	M3050B ICP-MS							10/27/08 13:15	bjl
Sieve-2000 um (2.0mm)	ASA No.9, 15-4.2.2			*				10/24/08 13:02	mjc

Arizona license number: AZ0102

EQ 11/12/08

** Please refer to Qualifier Reports for details.*

ACZ Laboratories, Inc.
2773 Downhill Drive Steamboat Springs, CO 80487 (800) 334-5493

Inorganic Analytical Results

FMI Gold & Copper - Sierrita
Project ID: OJ07R9
Sample ID: ST-SB03 40-60

ACZ Sample ID: ***L72397-11***
Date Sampled: *10/02/08 13:07*
Date Received: *10/10/08*
Sample Matrix: *Soil*

Metals Analysis

Parameter	EPA Method	Result	Qual	XQ	Units	MDL	PQL	Date	Analyst
Antimony, total (3050)	M6020 ICP-MS	0.3	B	*	mg/Kg	0.2	1	10/30/08 6:05	erf
Arsenic, total (3050)	M6020 ICP-MS	2.3			mg/Kg	0.3	1	11/01/08 23:34	rac
Barium, total (3050)	M6010B ICP	71.1			mg/Kg	0.3	2	10/29/08 11:42	aeh
Beryllium, total (3050)	M6010B ICP	0.4	B		mg/Kg	0.2	1	10/29/08 11:42	aeh
Cadmium, total (3050)	M6010B ICP		U		mg/Kg	0.5	2	10/29/08 11:42	aeh
Chromium, total (3050)	M6010B ICP	6		*	mg/Kg	1	5	10/29/08 11:42	aeh
Cobalt, total (3050)	M6010B ICP	7		*	mg/Kg	1	5	10/29/08 11:42	aeh
Copper, total (3050)	M6010B ICP	325		*	mg/Kg	1	5	10/29/08 11:42	aeh
Lead, total (3050)	M6020 ICP-MS	4.00			mg/Kg	0.05	0.3	11/01/08 23:34	rac
Manganese, total (3050)	M6010B ICP	208		*	mg/Kg	0.5	3	10/29/08 11:42	aeh
Mercury, total	M7471A CVAA		U		mg/Kg	0.04	0.2	10/29/08 10:27	pmc
Molybdenum, total (3050)	M6010B ICP	41		*	mg/Kg	1	5	10/29/08 11:42	aeh
Nickel, total (3050)	M6010B ICP	3	B	*	mg/Kg	1	5	10/29/08 11:42	aeh
Selenium, total (3050)	M6020 ICP-MS	0.78			mg/Kg	0.05	0.3	11/01/08 23:34	rac
Thallium, total (3050)	M6020 ICP-MS	0.13	B		mg/Kg	0.05	0.3	11/01/08 23:34	rac
Uranium, total (3050)	M6020 ICP-MS	4.77		*	mg/Kg	0.05	0.3	10/30/08 6:05	erf
Zinc, total (3050)	M6010B ICP	26		*	mg/Kg	1	5	10/29/08 11:42	aeh

Soil Analysis

Parameter	EPA Method	Result	Qual	XQ	Units	MDL	PQL	Date	Analyst
Solids, Percent	CLPSOW390, PART F, D-98	86.2		*	%	0.1	0.5	10/18/08 19:46	mjc

Soil Preparation

Parameter	EPA Method	Result	Qual	XQ	Units	MDL	PQL	Date	Analyst
Air Dry at 34 Degrees C	USDA No. 1, 1972			*				10/16/08 13:23	mjc
Digestion - Hot Plate	M3050B ICP-MS							10/27/08 13:30	bjl
Sieve-2000 um (2.0mm)	ASA No.9, 15-4.2.2			*				10/24/08 13:08	mjc

Arizona license number: AZ0102

EQ 11/12/08

** Please refer to Qualifier Reports for details.*

ACZ Laboratories, Inc.

2773 Downhill Drive Steamboat Springs, CO 80487 (800) 334-5493

Inorganic Analytical Results

FMI Gold & Copper - Sierrita
Project ID: OJ07R9
Sample ID: ST-SB03 60-80

ACZ Sample ID: ***L72397-12***
Date Sampled: *10/02/08 13:32*
Date Received: *10/10/08*
Sample Matrix: *Soil*

Metals Analysis

Parameter	EPA Method	Result	Qual	XQ	Units	MDL	PQL	Date	Analyst
Antimony, total (3050)	M6020 ICP-MS		U	*	mg/Kg	0.2	1	10/30/08 6:11	erf
Arsenic, total (3050)	M6020 ICP-MS	2.7			mg/Kg	0.3	1	11/01/08 23:39	rac
Barium, total (3050)	M6010B ICP	79.8			mg/Kg	0.3	2	10/29/08 11:52	aeh
Beryllium, total (3050)	M6010B ICP	0.5	B		mg/Kg	0.2	1	10/29/08 11:52	aeh
Cadmium, total (3050)	M6010B ICP		U		mg/Kg	0.5	2	10/29/08 11:52	aeh
Chromium, total (3050)	M6010B ICP	7		*	mg/Kg	1	5	10/29/08 11:52	aeh
Cobalt, total (3050)	M6010B ICP	7		*	mg/Kg	1	5	10/29/08 11:52	aeh
Copper, total (3050)	M6010B ICP	398		*	mg/Kg	1	5	10/29/08 11:52	aeh
Lead, total (3050)	M6020 ICP-MS	6.28		*	mg/Kg	0.05	0.3	10/30/08 6:11	erf
Manganese, total (3050)	M6010B ICP	277		*	mg/Kg	0.5	3	10/29/08 11:52	aeh
Mercury, total	M7471A CVAA	0.05	B		mg/Kg	0.04	0.2	10/29/08 10:29	pmc
Molybdenum, total (3050)	M6010B ICP	47		*	mg/Kg	1	5	10/29/08 11:52	aeh
Nickel, total (3050)	M6010B ICP	3	B	*	mg/Kg	1	5	10/29/08 11:52	aeh
Selenium, total (3050)	M6020 ICP-MS	0.79			mg/Kg	0.05	0.3	11/01/08 23:39	rac
Thallium, total (3050)	M6020 ICP-MS	0.16	B		mg/Kg	0.05	0.3	11/01/08 23:39	rac
Uranium, total (3050)	M6020 ICP-MS	4.73		*	mg/Kg	0.05	0.3	10/30/08 6:11	erf
Zinc, total (3050)	M6010B ICP	36		*	mg/Kg	1	5	10/29/08 11:52	aeh

Soil Analysis

Parameter	EPA Method	Result	Qual	XQ	Units	MDL	PQL	Date	Analyst
Solids, Percent	CLPSOW390, PART F, D-98	87.2		*	%	0.1	0.5	10/19/08 0:42	mjc

Soil Preparation

Parameter	EPA Method	Result	Qual	XQ	Units	MDL	PQL	Date	Analyst
Air Dry at 34 Degrees C	USDA No. 1, 1972			*				10/16/08 13:28	mjc
Digestion - Hot Plate	M3050B ICP-MS							10/27/08 13:45	bjl
Sieve-2000 um (2.0mm)	ASA No.9, 15-4.2.2			*				10/24/08 13:13	mjc

Arizona license number: AZ0102

EE 11/12/08

** Please refer to Qualifier Reports for details.*

ACZ Laboratories, Inc.
2773 Downhill Drive Steamboat Springs, CO 80487 (800) 334-5493

Inorganic Analytical Results

FMI Gold & Copper - Sierrita
Project ID: OJ07R9
Sample ID: ST-SB03 80-100

ACZ Sample ID: ***L72397-13***
Date Sampled: *10/02/08 14:17*
Date Received: *10/10/08*
Sample Matrix: *Soil*

Metals Analysis

Parameter	EPA Method	Result	Qual	XQ	Units	MDL	PQL	Date	Analyst
Antimony, total (3050)	M6020 ICP-MS		U	*	mg/Kg	0.2	1	10/30/08 6:17	erf
Arsenic, total (3050)	M6020 ICP-MS	2.4			mg/Kg	0.3	1	11/01/08 23:56	rac
Barium, total (3050)	M6010B ICP	77.1			mg/Kg	0.3	2	10/29/08 11:55	aeh
Beryllium, total (3050)	M6010B ICP	0.6	B		mg/Kg	0.2	1	10/29/08 11:55	aeh
Cadmium, total (3050)	M6010B ICP		U		mg/Kg	0.5	2	10/29/08 11:55	aeh
Chromium, total (3050)	M6010B ICP	12		*	mg/Kg	1	5	10/29/08 11:55	aeh
Cobalt, total (3050)	M6010B ICP	9		*	mg/Kg	1	5	10/29/08 11:55	aeh
Copper, total (3050)	M6010B ICP	477		*	mg/Kg	1	5	10/29/08 11:55	aeh
Lead, total (3050)	M6020 ICP-MS	9.33		*	mg/Kg	0.05	0.3	10/30/08 6:17	erf
Manganese, total (3050)	M6010B ICP	360		*	mg/Kg	0.5	3	10/29/08 11:55	aeh
Mercury, total	M7471A CVAA	0.05	B		mg/Kg	0.04	0.2	10/29/08 10:32	pmc
Molybdenum, total (3050)	M6010B ICP	54		*	mg/Kg	1	5	10/29/08 11:55	aeh
Nickel, total (3050)	M6010B ICP	7		*	mg/Kg	1	5	10/29/08 11:55	aeh
Selenium, total (3050)	M6020 ICP-MS	1.09			mg/Kg	0.05	0.3	11/01/08 23:56	rac
Thallium, total (3050)	M6020 ICP-MS	0.18	B		mg/Kg	0.05	0.3	11/01/08 23:56	rac
Uranium, total (3050)	M6020 ICP-MS	4.78		*	mg/Kg	0.05	0.3	10/30/08 6:17	erf
Zinc, total (3050)	M6010B ICP	80		*	mg/Kg	1	5	10/29/08 11:55	aeh

Soil Analysis

Parameter	EPA Method	Result	Qual	XQ	Units	MDL	PQL	Date	Analyst
Solids, Percent	CLPSOW390, PART F, D-98	84.8		*	%	0.1	0.5	10/19/08 5:38	mjc

Soil Preparation

Parameter	EPA Method	Result	Qual	XQ	Units	MDL	PQL	Date	Analyst
Air Dry at 34 Degrees C	USDA No. 1, 1972			*				10/16/08 13:33	mjc
Digestion - Hot Plate	M3050B ICP-MS							10/27/08 14:00	bjl
Sieve-2000 um (2.0mm)	ASA No.9, 15-4.2.2			*				10/24/08 13:18	mjc

Arizona license number: AZ0102

EE 11/12/08

** Please refer to Qualifier Reports for details.*

ACZ Laboratories, Inc.
2773 Downhill Drive Steamboat Springs, CO 80487 (800) 334-5493

Inorganic Analytical Results

FMI Gold & Copper - Sierrita
Project ID: OJ07R9
Sample ID: ST-SB03 100-120

ACZ Sample ID: ***L72397-14***
Date Sampled: *10/03/08 08:57*
Date Received: *10/10/08*
Sample Matrix: *Soil*

Metals Analysis

Parameter	EPA Method	Result	Qual	XQ	Units	MDL	PQL	Date	Analyst
Antimony, total (3050)	M6020 ICP-MS		U	*	mg/Kg	0.2	1	10/30/08 6:23	erf
Arsenic, total (3050)	M6020 ICP-MS	3.0			mg/Kg	0.3	1	11/02/08 0:02	rac
Barium, total (3050)	M6010B ICP	89.6			mg/Kg	0.3	2	10/29/08 11:58	aeh
Beryllium, total (3050)	M6010B ICP	0.8	B		mg/Kg	0.2	1	10/29/08 11:58	aeh
Cadmium, total (3050)	M6010B ICP		U		mg/Kg	0.5	2	10/29/08 11:58	aeh
Chromium, total (3050)	M6010B ICP	10		*	mg/Kg	1	5	10/29/08 11:58	aeh
Cobalt, total (3050)	M6010B ICP	8		*	mg/Kg	1	5	10/29/08 11:58	aeh
Copper, total (3050)	M6010B ICP	443		*	mg/Kg	1	5	10/29/08 11:58	aeh
Lead, total (3050)	M6020 ICP-MS	12.10		*	mg/Kg	0.05	0.3	10/30/08 6:23	erf
Manganese, total (3050)	M6010B ICP	476		*	mg/Kg	0.5	3	10/29/08 11:58	aeh
Mercury, total	M7471A CVAA		U		mg/Kg	0.05	0.2	10/29/08 10:34	pmc
Molybdenum, total (3050)	M6010B ICP	75		*	mg/Kg	1	5	10/29/08 11:58	aeh
Nickel, total (3050)	M6010B ICP	5	B	*	mg/Kg	1	5	10/29/08 11:58	aeh
Selenium, total (3050)	M6020 ICP-MS	1.30			mg/Kg	0.05	0.3	11/02/08 0:02	rac
Thallium, total (3050)	M6020 ICP-MS	0.19	B		mg/Kg	0.05	0.3	11/02/08 0:02	rac
Uranium, total (3050)	M6020 ICP-MS	6.71		*	mg/Kg	0.05	0.3	10/30/08 6:23	erf
Zinc, total (3050)	M6010B ICP	147		*	mg/Kg	1	5	10/29/08 11:58	aeh

Soil Analysis

Parameter	EPA Method	Result	Qual	XQ	Units	MDL	PQL	Date	Analyst
Solids, Percent	CLPSOW390, PART F, D-98	78.1		*	%	0.1	0.5	10/19/08 10:34	mjc

Soil Preparation

Parameter	EPA Method	Result	Qual	XQ	Units	MDL	PQL	Date	Analyst
Air Dry at 34 Degrees C	USDA No. 1, 1972			*				10/16/08 13:38	mjc
Digestion - Hot Plate	M3050B ICP-MS							10/27/08 14:15	bjl
Sieve-2000 um (2.0mm)	ASA No.9, 15-4.2.2			*				10/24/08 13:23	mjc

Arizona license number: AZ0102

EQ 11/12/08

** Please refer to Qualifier Reports for details.*

ACZ Laboratories, Inc.
2773 Downhill Drive Steamboat Springs, CO 80487 (800) 334-5493

Inorganic Analytical Results

FMI Gold & Copper - Sierrita
Project ID: OJ07R9
Sample ID: ST-SB03 120-140

ACZ Sample ID: ***L72397-15***
Date Sampled: *10/03/08 09:37*
Date Received: *10/10/08*
Sample Matrix: *Soil*

Metals Analysis

Parameter	EPA Method	Result	Qual	XQ	Units	MDL	PQL	Date	Analyst
Antimony, total (3050)	M6020 ICP-MS		U	*	mg/Kg	0.2	1	10/30/08 6:30	erf
Arsenic, total (3050)	M6020 ICP-MS	1.8			mg/Kg	0.3	1	11/02/08 0:08	rac
Barium, total (3050)	M6010B ICP	114			mg/Kg	0.3	2	10/29/08 12:01	aeh
Beryllium, total (3050)	M6010B ICP	0.5	B		mg/Kg	0.2	1	10/29/08 12:01	aeh
Cadmium, total (3050)	M6010B ICP		U		mg/Kg	0.5	2	10/29/08 12:01	aeh
Chromium, total (3050)	M6010B ICP	8		*	mg/Kg	1	5	10/29/08 12:01	aeh
Cobalt, total (3050)	M6010B ICP	8		*	mg/Kg	1	5	10/29/08 12:01	aeh
Copper, total (3050)	M6010B ICP	373		*	mg/Kg	1	5	10/29/08 12:01	aeh
Lead, total (3050)	M6020 ICP-MS	5.46		*	mg/Kg	0.05	0.3	10/30/08 6:30	erf
Manganese, total (3050)	M6010B ICP	272		*	mg/Kg	0.5	3	10/29/08 12:01	aeh
Mercury, total	M7471A CVAA		U		mg/Kg	0.04	0.2	10/29/08 10:36	pmc
Molybdenum, total (3050)	M6010B ICP	45		*	mg/Kg	1	5	10/29/08 12:01	aeh
Nickel, total (3050)	M6010B ICP	4	B	*	mg/Kg	1	5	10/29/08 12:01	aeh
Selenium, total (3050)	M6020 ICP-MS	0.92			mg/Kg	0.05	0.3	11/02/08 0:08	rac
Thallium, total (3050)	M6020 ICP-MS	0.17	B		mg/Kg	0.05	0.3	11/02/08 0:08	rac
Uranium, total (3050)	M6020 ICP-MS	5.42		*	mg/Kg	0.05	0.3	10/30/08 6:30	erf
Zinc, total (3050)	M6010B ICP	47		*	mg/Kg	1	5	10/29/08 12:01	aeh

Soil Analysis

Parameter	EPA Method	Result	Qual	XQ	Units	MDL	PQL	Date	Analyst
Solids, Percent	CLPSOW390, PART F, D-98	81.1		*	%	0.1	0.5	10/19/08 15:30	mjc

Soil Preparation

Parameter	EPA Method	Result	Qual	XQ	Units	MDL	PQL	Date	Analyst
Air Dry at 34 Degrees C	USDA No. 1, 1972			*				10/16/08 13:44	mjc
Digestion - Hot Plate	M3050B ICP-MS							10/27/08 14:30	bjl
Sieve-2000 um (2.0mm)	ASA No.9, 15-4.2.2			*				10/24/08 13:29	mjc

Arizona license number: AZ0102

EC 11/12/08

** Please refer to Qualifier Reports for details.*

ACZ Laboratories, Inc.

2773 Downhill Drive Steamboat Springs, CO 80487 (800) 334-5493

Inorganic Analytical Results

FMI Gold & Copper - Sierrita
Project ID: OJ07R9
Sample ID: ST-SB03 140-160

ACZ Sample ID: ***L72397-16***
Date Sampled: *10/03/08 10:22*
Date Received: *10/10/08*
Sample Matrix: *Soil*

Metals Analysis

Parameter	EPA Method	Result	Qual	XQ	Units	MDL	PQL	Date	Analyst
Antimony, total (3050)	M6020 ICP-MS		U	*	mg/Kg	0.2	1	10/30/08 6:36	erf
Arsenic, total (3050)	M6020 ICP-MS	2.0			mg/Kg	0.3	1	11/02/08 0:13	rac
Barium, total (3050)	M6010B ICP	103			mg/Kg	0.3	2	10/29/08 12:05	aeh
Beryllium, total (3050)	M6010B ICP	0.6	B		mg/Kg	0.2	1	10/29/08 12:05	aeh
Cadmium, total (3050)	M6010B ICP		U		mg/Kg	0.5	2	10/29/08 12:05	aeh
Chromium, total (3050)	M6010B ICP	11		*	mg/Kg	1	5	10/29/08 12:05	aeh
Cobalt, total (3050)	M6010B ICP	9		*	mg/Kg	1	5	10/29/08 12:05	aeh
Copper, total (3050)	M6010B ICP	277		*	mg/Kg	1	5	10/29/08 12:05	aeh
Lead, total (3050)	M6020 ICP-MS	8.17		*	mg/Kg	0.05	0.3	10/30/08 6:36	erf
Manganese, total (3050)	M6010B ICP	314		*	mg/Kg	0.5	3	10/29/08 12:05	aeh
Mercury, total	M7471A CVAA		U		mg/Kg	0.04	0.2	10/29/08 10:43	pmc
Molybdenum, total (3050)	M6010B ICP	44		*	mg/Kg	1	5	10/29/08 12:05	aeh
Nickel, total (3050)	M6010B ICP	6		*	mg/Kg	1	5	10/29/08 12:05	aeh
Selenium, total (3050)	M6020 ICP-MS	0.97			mg/Kg	0.05	0.3	11/02/08 0:13	rac
Thallium, total (3050)	M6020 ICP-MS	0.21	B		mg/Kg	0.05	0.3	11/02/08 0:13	rac
Uranium, total (3050)	M6020 ICP-MS	4.38		*	mg/Kg	0.05	0.3	10/30/08 6:36	erf
Zinc, total (3050)	M6010B ICP	52		*	mg/Kg	1	5	10/29/08 12:05	aeh

Soil Analysis

Parameter	EPA Method	Result	Qual	XQ	Units	MDL	PQL	Date	Analyst
Solids, Percent	CLPSOW390, PART F, D-98	79.5		*	%	0.1	0.5	10/19/08 20:26	mjc

Soil Preparation

Parameter	EPA Method	Result	Qual	XQ	Units	MDL	PQL	Date	Analyst
Air Dry at 34 Degrees C	USDA No. 1, 1972			*				10/16/08 13:49	mjc
Digestion - Hot Plate	M3050B ICP-MS							10/27/08 14:45	bjl
Sieve-2000 um (2.0mm)	ASA No.9, 15-4.2.2			*				10/24/08 13:34	mjc

Arizona license number: AZ0102

EQ 11/12/08

** Please refer to Qualifier Reports for details.*

ACZ Laboratories, Inc.
2773 Downhill Drive Steamboat Springs, CO 80487 (800) 334-5493

Inorganic Analytical Results

FMI Gold & Copper - Sierrita
Project ID: OJ07R9
Sample ID: ST-SB03 160-180

ACZ Sample ID: ***L72397-17***
Date Sampled: *10/03/08 11:42*
Date Received: *10/10/08*
Sample Matrix: *Soil*

Metals Analysis

Parameter	EPA Method	Result	Qual	XQ	Units	MDL	PQL	Date	Analyst
Antimony, total (3050)	M6020 ICP-MS		U	*	mg/Kg	0.2	1	10/30/08 6:42	erf
Arsenic, total (3050)	M6020 ICP-MS	2.4			mg/Kg	0.3	1	11/02/08 0:19	rac
Barium, total (3050)	M6010B ICP	114			mg/Kg	0.3	2	10/29/08 12:08	aeh
Beryllium, total (3050)	M6010B ICP	0.5	B		mg/Kg	0.2	1	10/29/08 12:08	aeh
Cadmium, total (3050)	M6010B ICP		U		mg/Kg	0.5	2	10/29/08 12:08	aeh
Chromium, total (3050)	M6010B ICP	14		*	mg/Kg	1	5	10/29/08 12:08	aeh
Cobalt, total (3050)	M6010B ICP	17		*	mg/Kg	1	5	10/29/08 12:08	aeh
Copper, total (3050)	M6010B ICP	279		*	mg/Kg	1	5	10/29/08 12:08	aeh
Lead, total (3050)	M6020 ICP-MS	6.79		*	mg/Kg	0.05	0.3	10/30/08 6:42	erf
Manganese, total (3050)	M6010B ICP	325		*	mg/Kg	0.5	3	10/29/08 12:08	aeh
Mercury, total	M7471A CVAA		U		mg/Kg	0.04	0.2	10/29/08 10:45	pmc
Molybdenum, total (3050)	M6010B ICP	38		*	mg/Kg	1	5	10/29/08 12:08	aeh
Nickel, total (3050)	M6010B ICP	10		*	mg/Kg	1	5	10/29/08 12:08	aeh
Selenium, total (3050)	M6020 ICP-MS	1.62			mg/Kg	0.05	0.3	11/02/08 0:19	rac
Thallium, total (3050)	M6020 ICP-MS	0.26	B		mg/Kg	0.05	0.3	11/02/08 0:19	rac
Uranium, total (3050)	M6020 ICP-MS	4.07		*	mg/Kg	0.05	0.3	10/30/08 6:42	erf
Zinc, total (3050)	M6010B ICP	66		*	mg/Kg	1	5	10/29/08 12:08	aeh

Soil Analysis

Parameter	EPA Method	Result	Qual	XQ	Units	MDL	PQL	Date	Analyst
Solids, Percent	CLPSOW390, PART F, D-98	86.1		*	%	0.1	0.5	10/20/08 1:22	mjc

Soil Preparation

Parameter	EPA Method	Result	Qual	XQ	Units	MDL	PQL	Date	Analyst
Air Dry at 34 Degrees C	USDA No. 1, 1972			*				10/16/08 13:54	mjc
Digestion - Hot Plate	M3050B ICP-MS							10/27/08 15:00	bjl
Sieve-2000 um (2.0mm)	ASA No.9, 15-4.2.2			*				10/24/08 13:39	mjc

Arizona license number: AZ0102

EE 11/12/08

** Please refer to Qualifier Reports for details.*

ACZ Laboratories, Inc.
2773 Downhill Drive Steamboat Springs, CO 80487 (800) 334-5493

Inorganic Analytical Results

FMI Gold & Copper - Sierrita
Project ID: OJ07R9
Sample ID: ST-SB03 180-200

ACZ Sample ID: ***L72397-18***
Date Sampled: *10/03/08 12:27*
Date Received: *10/10/08*
Sample Matrix: *Soil*

Metals Analysis

Parameter	EPA Method	Result	Qual	XQ	Units	MDL	PQL	Date	Analyst
Antimony, total (3050)	M6020 ICP-MS		U	*	mg/Kg	0.2	1	10/30/08 6:48	erf
Arsenic, total (3050)	M6020 ICP-MS	1.8			mg/Kg	0.3	1	11/02/08 0:25	rac
Barium, total (3050)	M6010B ICP	28.5			mg/Kg	0.3	2	10/29/08 12:11	aeh
Beryllium, total (3050)	M6010B ICP	0.4	B		mg/Kg	0.2	1	10/29/08 12:11	aeh
Cadmium, total (3050)	M6010B ICP		U		mg/Kg	0.5	2	10/29/08 12:11	aeh
Chromium, total (3050)	M6010B ICP	3	B	*	mg/Kg	1	5	10/29/08 12:11	aeh
Cobalt, total (3050)	M6010B ICP	3	B	*	mg/Kg	1	5	10/29/08 12:11	aeh
Copper, total (3050)	M6010B ICP	111		*	mg/Kg	1	5	10/29/08 12:11	aeh
Lead, total (3050)	M6020 ICP-MS	6.47		*	mg/Kg	0.05	0.3	10/30/08 6:48	erf
Manganese, total (3050)	M6010B ICP	113		*	mg/Kg	0.5	3	10/29/08 12:11	aeh
Mercury, total	M7471A CVAA		U		mg/Kg	0.04	0.2	10/29/08 10:47	pmc
Molybdenum, total (3050)	M6010B ICP	8		*	mg/Kg	1	5	10/29/08 12:11	aeh
Nickel, total (3050)	M6010B ICP	2	B	*	mg/Kg	1	5	10/29/08 12:11	aeh
Selenium, total (3050)	M6020 ICP-MS	0.09	B		mg/Kg	0.05	0.3	11/02/08 0:25	rac
Thallium, total (3050)	M6020 ICP-MS	0.06	B		mg/Kg	0.05	0.3	11/02/08 0:25	rac
Uranium, total (3050)	M6020 ICP-MS	1.22		*	mg/Kg	0.05	0.3	10/30/08 6:48	erf
Zinc, total (3050)	M6010B ICP	20		*	mg/Kg	1	5	10/29/08 12:11	aeh

Soil Analysis

Parameter	EPA Method	Result	Qual	XQ	Units	MDL	PQL	Date	Analyst
Solids, Percent	CLPSOW390, PART F, D-98	95.7		*	%	0.1	0.5	10/20/08 6:18	mjc

Soil Preparation

Parameter	EPA Method	Result	Qual	XQ	Units	MDL	PQL	Date	Analyst
Air Dry at 34 Degrees C	USDA No. 1, 1972			*				10/16/08 14:00	mjc
Digestion - Hot Plate	M3050B ICP-MS							10/27/08 15:15	bjl
Sieve-2000 um (2.0mm)	ASA No.9, 15-4.2.2			*				10/24/08 13:45	mjc

Arizona license number: AZ0102

EE 11/12/08

** Please refer to Qualifier Reports for details.*

SIERRITA
DATA REVIEW SUMMARY

Data Package Number: L72452 Sampling Event: August 11th, 2008
Sample-specific Parameter Review? **Yes** Laboratory Performance Parameters? **No**
Data Reviewer: Liz Kraak Date Completed: 11/12/08
Peer Reviewer: Geoff Webb Date Completed: 11/13/08

This report summarizes the verification of analytical data for 6 soil samples. The soil samples were analyzed for total metals by methods M6020, M6010B, and M7471A. ACZ Laboratories, Inc. of Steamboat Springs, Colorado performed the analyses. ACZ operates under laboratory licensure number AZ0102.

The data review was conducted in accordance with the criteria specified in the Draft Addendum – Quality Assurance Project Plan Sierrita Mine Green Valley, Arizona (April 2008). Independent review flags were assigned as required by Appendix E in the QAPP. The table below summarizes the samples and analyses presented in these data packages.

Field ID	Sample Type	Lab ID	Matrix	Analyses
				Total Metals
RA-SD-02-0-1.5D	SA	L72452-01	S	X^m
RA-SD-02-1.5-3.0D	SA	L72452-02	S	X^m
RA-SD-01-0-1.5D	SA	L72452-03	S	X
RA-SD-01-1.5-3.0D	SA	L72452-04	S	X
RA-JS-02-0-1D	SA	L72452-05	S	X
RA-JS-02-1-3D	SA	L72452-06	S	X

Matrix: S = Soil QC Type: SA = Sample
X^m – Matrix spike and/or matrix spike duplicate recovery.
m = Matrix spike and/ or matrix spike duplicate.

General Overall Assessment (Flags applied per ADEQ data qualifying process and QAPP guidance):

____ Data are usable without qualification.

_X_ Data are usable with qualification (noted below).

____ Some or all data are unusable for any purpose (detailed below).

Case Narrative Summary: Except as noted below, any of the issues noted in the laboratory case narrative potentially affecting data quality are addressed in the appropriate sections in the table below. Results reported between the MDL and RL were flagged with a B by the laboratory. No additional qualifiers were added during data review for those results reported between the MDL and RL.

Review Parameter	Criteria Met?	Comments
Sample-specific Parameters	Complete with "Yes", "No", or "Not Applicable (N/A)".	For each "No" response, list what was out, associated acceptance limits, all qualified data, and bias direction or reference associated table with pertinent details.
COC & Sample Receipt	Yes	Samples were received intact and the cooler temperature was 0.8°C upon arrival at the laboratory, which met the criterion of ≤6°C. Qualification of data was not necessary. The percent solid is performed on the soil samples as received and this percent solid is reported on the result form. For the metals analysis, the soil samples are dried prior to sample preparation. Another percent solid is performed on the air dried sample to use as a correction factor for the sample result after analysis. This correction factor is also applied to the MDL and RL, but because the percent solid is performed on the air dried sample this correction factor is small. Therefore, the MDL and RLs are the same from sample to sample. The sample and results are reported on a dry weight basis. Samples were not air dried for the mercury analysis. The mercury samples were prepared as received and dry weight corrected.
Holding Times	Yes	All samples were analyzed within holding time requirements. Data qualification was not required.
Method Blanks Calibration Blanks	Yes	Target analytes were not detected in the method blanks or continuing calibration blanks. Data qualification was not required.
Matrix QC • MS/MSD RA-SD-02-1.5-3.0D (Antimony, Arsenic, Lead, Selenium, Thallium, Uranium) RA-SD-02-0-1.5D (Barium, Beryllium, Cadmium, Chromium, Cobalt, Copper, Manganese, Molybdenum, Nickel, Zinc) • LD RA-SD-02-0-1.5D (Percent Solids)	No	With the exceptions noted in Table 1 below, the recoveries and RPDs for the matrix spike (MS) and matrix spike duplicate (MSD) analyses were within the laboratory-determined acceptance range. Results in the native sample greater than four times the concentration of the spike added during digestions are not considered to be a representative measure of accuracy. Further action or qualification of data was not considered necessary. The agreement between parent sample results and the lab duplicate sample results was evaluated for percent solids. All of the results met the evaluation criteria.
Method QC • Serial Dilution N/A • Internal Standards	N/A	
	Yes	**Internal Standards** All internal standards were within the laboratory-determined acceptance limits. Data qualification was not required.
Field QC • Rinsate Blank N/A • Field Duplicate N/A • Field Blank N/A	N/A	A field duplicate sample was not collected with this sampling event.
Laboratory Control Sample/ Laboratory Control Sample Duplicate (LCS/LCSD)	Yes	All LCS and LCSD percent recoveries and RPDs were within laboratory-determined acceptance limits. Data qualification was not required.
Elevated RLs without associated non-detect results	Yes	
Package Completeness	Yes	
Other Parameters	Yes	

Table 1: MS/MSD Recovery Outliers and Resultant Qualification

Sample	Analyte	%Rs (Limits)	RPD (Limit)	Qualification
RA-SD-02-1.5-3.0D	Total Antimony	**19.2**/ **36.8** (75-125)	8.23 (20)	As the potential bias was considered to be low, the total antimony, total antimony, and total lead results were flagged with a M2.
	Total Arsenic	**39.4**/ **65.8** (75-125)	9.76 (20)	
	Total Lead	**48.9**/ 82.1 (75-125)	8.03 (20)	

%R = Percent Recovery

M2 = Matrix spike recovery was low; the associated blank spike recovery was acceptable.

RPD = Relative Percent Difference

ACZ Laboratories, Inc.

2773 Downhill Drive Steamboat Springs, CO 80487 (800) 334-5493

Inorganic Analytical Results

FMI Gold & Copper - Sierrita
Project ID: OJ07R9
Sample ID: RA-SD-02-0-1.5D

ACZ Sample ID: ***L72452-01***
Date Sampled: *08/11/08 09:10*
Date Received: *10/14/08*
Sample Matrix: *Soil*

Metals Analysis

Parameter	EPA Method	Result	Qual	XQ	Units	MDL	PQL	Date	Analyst
Antimony, total (3050)	M6020 ICP-MS	4.3		*	mg/Kg	0.2	1	10/25/08 14:51	rac
Arsenic, total (3050)	M6020 ICP-MS	26.6		*	mg/Kg	0.3	0.5	10/25/08 14:51	rac
Barium, total (3050)	M6010B ICP	56.6			mg/Kg	0.3	2	10/24/08 23:44	aeh
Beryllium, total (3050)	M6010B ICP	0.3	B		mg/Kg	0.2	1	10/24/08 23:44	aeh
Cadmium, total (3050)	M6010B ICP		U		mg/Kg	0.5	2	10/24/08 23:44	aeh
Chromium, total (3050)	M6010B ICP	4	B		mg/Kg	1	5	10/24/08 23:44	aeh
Cobalt, total (3050)	M6010B ICP	3	B	*	mg/Kg	1	5	10/24/08 23:44	aeh
Copper, total (3050)	M6010B ICP	4240		*	mg/Kg	1	5	10/24/08 23:44	aeh
Lead, total (3050)	M6020 ICP-MS	137		*	mg/Kg	0.05	0.3	10/25/08 14:51	rac
Manganese, total (3050)	M6010B ICP	115			mg/Kg	0.5	3	10/24/08 23:44	aeh
Mercury, total	M7471A CVAA	0.09	BH	*	mg/Kg	0.04	0.2	10/22/08 11:13	pmc
Molybdenum, total (3050)	M6010B ICP	550		*	mg/Kg	1	5	10/28/08 0:54	aeh
Nickel, total (3050)	M6010B ICP	2	B		mg/Kg	1	5	10/24/08 23:44	aeh
Selenium, total (3050)	M6020 ICP-MS	4.12			mg/Kg	0.05	0.3	10/25/08 14:51	rac
Thallium, total (3050)	M6020 ICP-MS	0.31		*	mg/Kg	0.05	0.3	10/28/08 22:39	rac
Uranium, total (3050)	M6020 ICP-MS	1.63		*	mg/Kg	0.05	0.3	10/25/08 14:51	rac
Zinc, total (3050)	M6010B ICP	44			mg/Kg	1	5	10/24/08 23:44	aeh

Soil Analysis

Parameter	EPA Method	Result	Qual	XQ	Units	MDL	PQL	Date	Analyst
Solids, Percent	CLPSOW390, PART F, D-98	89.2		*	%	0.1	0.5	10/16/08 12:00	mjc

Soil Preparation

Parameter	EPA Method	Result	Qual	XQ	Units	MDL	PQL	Date	Analyst
Air Dry at 34 Degrees C	USDA No. 1, 1972			*				10/16/08 11:30	mjc
Digestion - Hot Plate	M3050B ICP-MS							10/22/08 2:45	bjl/brd
Sieve-2000 um (2.0mm)	ASA No.9, 15-4.2.2			*				10/21/08 11:30	mjc

Arizona license number: AZ0102

EE 11/12/08

** Please refer to Qualifier Reports for details.*

ACZ Laboratories, Inc.

2773 Downhill Drive Steamboat Springs, CO 80487 (800) 334-5493

Inorganic Analytical Results

FMI Gold & Copper - Sierrita
Project ID: OJ07R9
Sample ID: RA-SD-02-1.5-3.0D

ACZ Sample ID: ***L72452-02***
Date Sampled: *08/11/08 09:30*
Date Received: *10/14/08*
Sample Matrix: *Soil*

Metals Analysis

Parameter	EPA Method	Result	Qual	XQ	Units	MDL	PQL	Date	Analyst	
Antimony, total (3050)	M6020 ICP-MS	9.4		*	mg/Kg	0.2	1	10/25/08 14:57	rac	MZ
Arsenic, total (3050)	M6020 ICP-MS	55.1		*	mg/Kg	0.3	0.5	10/25/08 14:57	rac	MZ
Barium, total (3050)	M6010B ICP	99.6			mg/Kg	0.3	2	10/25/08 0:06	aeh	
Beryllium, total (3050)	M6010B ICP	0.7	B		mg/Kg	0.2	1	10/25/08 0:06	aeh	
Cadmium, total (3050)	M6010B ICP		U		mg/Kg	0.5	2	10/25/08 0:06	aeh	
Chromium, total (3050)	M6010B ICP	7			mg/Kg	1	5	10/25/08 0:06	aeh	
Cobalt, total (3050)	M6010B ICP	4	B	*	mg/Kg	1	5	10/25/08 0:06	aeh	
Copper, total (3050)	M6010B ICP	4790		*	mg/Kg	1	5	10/25/08 0:06	aeh	
Lead, total (3050)	M6020 ICP-MS	87.80		*	mg/Kg	0.05	0.3	10/25/08 14:57	rac	MZ
Manganese, total (3050)	M6010B ICP	175			mg/Kg	0.5	3	10/25/08 0:06	aeh	
Mercury, total	M7471A CVAA	0.10	BH	*	mg/Kg	0.05	0.2	10/22/08 11:15	pmc	
Molybdenum, total (3050)	M6010B ICP	1430		*	mg/Kg	1	5	10/28/08 1:14	aeh	
Nickel, total (3050)	M6010B ICP	4	B		mg/Kg	1	5	10/25/08 0:06	aeh	
Selenium, total (3050)	M6020 ICP-MS	4.73			mg/Kg	0.05	0.3	10/25/08 14:57	rac	
Thallium, total (3050)	M6020 ICP-MS	0.29	B	*	mg/Kg	0.05	0.3	10/28/08 22:43	rac	
Uranium, total (3050)	M6020 ICP-MS	3.58		*	mg/Kg	0.05	0.3	10/25/08 14:57	rac	
Zinc, total (3050)	M6010B ICP	86			mg/Kg	1	5	10/25/08 0:06	aeh	

Soil Analysis

Parameter	EPA Method	Result	Qual	XQ	Units	MDL	PQL	Date	Analyst
Solids, Percent	CLPSOW390, PART F, D-98	80.0		*	%	0.1	0.5	10/16/08 12:00	mjc

Soil Preparation

Parameter	EPA Method	Result	Qual	XQ	Units	MDL	PQL	Date	Analyst
Air Dry at 34 Degrees C	USDA No. 1, 1972			*				10/16/08 11:36	mjc
Digestion - Hot Plate	M3050B ICP-MS							10/22/08 6:01	bjl/brd
Sieve-2000 um (2.0mm)	ASA No.9, 15-4.2.2			*				10/21/08 11:36	mjc

Arizona license number: AZ0102

ER 11/12/08

** Please refer to Qualifier Reports for details.*

ACZ Laboratories, Inc.
2773 Downhill Drive Steamboat Springs, CO 80487 (800) 334-5493

Inorganic Analytical Results

FMI Gold & Copper - Sierrita
Project ID: OJ07R9
Sample ID: RA-SD-01-0-1.5D

ACZ Sample ID: ***L72452-03***
Date Sampled: *08/11/08 09:50*
Date Received: *10/14/08*
Sample Matrix: *Soil*

Metals Analysis

Parameter	EPA Method	Result	Qual	XQ	Units	MDL	PQL	Date	Analyst
Antimony, total (3050)	M6020 ICP-MS	0.8	B	*	mg/Kg	0.2	1	10/25/08 15:14	rac
Arsenic, total (3050)	M6020 ICP-MS	10.9		*	mg/Kg	0.3	0.5	10/25/08 15:14	rac
Barium, total (3050)	M6010B ICP	87.2			mg/Kg	0.3	2	10/25/08 0:09	aeh
Beryllium, total (3050)	M6010B ICP	0.7	B		mg/Kg	0.2	1	10/25/08 0:09	aeh
Cadmium, total (3050)	M6010B ICP		U		mg/Kg	0.5	2	10/25/08 0:09	aeh
Chromium, total (3050)	M6010B ICP	11			mg/Kg	1	5	10/25/08 0:09	aeh
Cobalt, total (3050)	M6010B ICP	5		*	mg/Kg	1	5	10/25/08 0:09	aeh
Copper, total (3050)	M6010B ICP	3410		*	mg/Kg	1	5	10/25/08 0:09	aeh
Lead, total (3050)	M6020 ICP-MS	57.30		*	mg/Kg	0.05	0.3	10/25/08 15:14	rac
Manganese, total (3050)	M6010B ICP	344			mg/Kg	0.5	3	10/25/08 0:09	aeh
Mercury, total	M7471A CVAA		UH	*	mg/Kg	0.05	0.3	10/22/08 11:18	pmc
Molybdenum, total (3050)	M6010B ICP	1160		*	mg/Kg	1	5	10/28/08 1:17	aeh
Nickel, total (3050)	M6010B ICP	5	B		mg/Kg	1	5	10/25/08 0:09	aeh
Selenium, total (3050)	M6020 ICP-MS	3.66			mg/Kg	0.05	0.3	10/25/08 15:14	rac
Thallium, total (3050)	M6020 ICP-MS	0.30		*	mg/Kg	0.05	0.3	10/28/08 23:05	rac
Uranium, total (3050)	M6020 ICP-MS	4.32		*	mg/Kg	0.05	0.3	10/25/08 15:14	rac
Zinc, total (3050)	M6010B ICP	110			mg/Kg	1	5	10/25/08 0:09	aeh

Soil Analysis

Parameter	EPA Method	Result	Qual	XQ	Units	MDL	PQL	Date	Analyst
Solids, Percent	CLPSOW390, PART F, D-98	73.7		*	%	0.1	0.5	10/16/08 12:00	mjc

Soil Preparation

Parameter	EPA Method	Result	Qual	XQ	Units	MDL	PQL	Date	Analyst
Air Dry at 34 Degrees C	USDA No. 1, 1972			*				10/16/08 11:42	mjc
Digestion - Hot Plate	M3050B ICP-MS							10/22/08 9:17	bjl/brd
Sieve-2000 um (2.0mm)	ASA No.9, 15-4.2.2			*				10/21/08 11:42	mjc

Arizona license number: AZ0102

EE 11/12/08

** Please refer to Qualifier Reports for details.*

ACZ Laboratories, Inc.
2773 Downhill Drive Steamboat Springs, CO 80487 (800) 334-5493

Inorganic Analytical Results

FMI Gold & Copper - Sierrita
Project ID: OJ07R9
Sample ID: RA-SD-01-1.5-3.0D

ACZ Sample ID: ***L72452-04***
Date Sampled: *08/11/08 10:05*
Date Received: *10/14/08*
Sample Matrix: *Soil*

Metals Analysis

Parameter	EPA Method	Result	Qual	XQ	Units	MDL	PQL	Date	Analyst
Antimony, total (3050)	M6020 ICP-MS	3.2		*	mg/Kg	0.2	1	10/25/08 15:19	rac
Arsenic, total (3050)	M6020 ICP-MS	21.5		*	mg/Kg	0.3	0.5	10/25/08 15:19	rac
Barium, total (3050)	M6010B ICP	77.3			mg/Kg	0.3	2	10/25/08 0:13	aeh
Beryllium, total (3050)	M6010B ICP	0.8	B		mg/Kg	0.2	1	10/25/08 0:13	aeh
Cadmium, total (3050)	M6010B ICP		U		mg/Kg	0.5	2	10/25/08 0:13	aeh
Chromium, total (3050)	M6010B ICP	13			mg/Kg	1	5	10/25/08 0:13	aeh
Cobalt, total (3050)	M6010B ICP	6		*	mg/Kg	1	5	10/25/08 0:13	aeh
Copper, total (3050)	M6010B ICP	6150		*	mg/Kg	1	5	10/25/08 0:13	aeh
Lead, total (3050)	M6020 ICP-MS	95.50		*	mg/Kg	0.05	0.3	10/25/08 15:19	rac
Manganese, total (3050)	M6010B ICP	255			mg/Kg	0.5	3	10/25/08 0:13	aeh
Mercury, total	M7471A CVAA	0.09	BH	*	mg/Kg	0.05	0.3	10/22/08 11:20	pmc
Molybdenum, total (3050)	M6010B ICP	1090		*	mg/Kg	1	5	10/28/08 1:21	aeh
Nickel, total (3050)	M6010B ICP	4	B		mg/Kg	1	5	10/25/08 0:13	aeh
Selenium, total (3050)	M6020 ICP-MS	3.99			mg/Kg	0.05	0.3	10/25/08 15:19	rac
Thallium, total (3050)	M6020 ICP-MS	0.28	B	*	mg/Kg	0.05	0.3	10/28/08 23:10	rac
Uranium, total (3050)	M6020 ICP-MS	9.04		*	mg/Kg	0.05	0.3	10/25/08 15:19	rac
Zinc, total (3050)	M6010B ICP	150			mg/Kg	1	5	10/25/08 0:13	aeh

Soil Analysis

Parameter	EPA Method	Result	Qual	XQ	Units	MDL	PQL	Date	Analyst
Solids, Percent	CLPSOW390, PART F, D-98	68.1		*	%	0.1	0.5	10/16/08 12:00	mjc

Soil Preparation

Parameter	EPA Method	Result	Qual	XQ	Units	MDL	PQL	Date	Analyst
Air Dry at 34 Degrees C	USDA No. 1, 1972			*				10/16/08 11:48	mjc
Digestion - Hot Plate	M3050B ICP-MS							10/22/08 10:23	bjl/brd
Sieve-2000 um (2.0mm)	ASA No.9, 15-4.2.2			*				10/21/08 11:48	mjc

Arizona license number: AZ0102

EE 11/12/08

** Please refer to Qualifier Reports for details.*

ACZ Laboratories, Inc.

2773 Downhill Drive Steamboat Springs, CO 80487 (800) 334-5493

Inorganic Analytical Results

FMI Gold & Copper - Sierrita
Project ID: OJ07R9
Sample ID: RA-JS-02-0-1D

ACZ Sample ID: ***L72452-05***
Date Sampled: *08/11/08 10:25*
Date Received: *10/14/08*
Sample Matrix: *Soil*

Metals Analysis

Parameter	EPA Method	Result	Qual	XQ	Units	MDL	PQL	Date	Analyst
Antimony, total (3050)	M6020 ICP-MS	18.1		*	mg/Kg	0.4	2	10/25/08 15:25	rac
Arsenic, total (3050)	M6020 ICP-MS	81.6		*	mg/Kg	0.5	1	10/25/08 15:25	rac
Barium, total (3050)	M6010B ICP	70			mg/Kg	3	20	10/25/08 0:17	aeh
Beryllium, total (3050)	M6010B ICP		U		mg/Kg	2	10	10/25/08 0:17	aeh
Cadmium, total (3050)	M6010B ICP		U		mg/Kg	5	20	10/25/08 0:17	aeh
Chromium, total (3050)	M6010B ICP		U		mg/Kg	10	50	10/25/08 0:17	aeh
Cobalt, total (3050)	M6010B ICP	30	B	*	mg/Kg	10	50	10/25/08 0:17	aeh
Copper, total (3050)	M6010B ICP	88000		*	mg/Kg	10	50	10/25/08 0:17	aeh
Lead, total (3050)	M6020 ICP-MS	326		*	mg/Kg	0.1	0.5	10/25/08 15:25	rac
Manganese, total (3050)	M6010B ICP	223			mg/Kg	5	30	10/25/08 0:17	aeh
Mercury, total	M7471A CVAA	0.09	BH	*	mg/Kg	0.05	0.2	10/22/08 11:23	pmc
Molybdenum, total (3050)	M6010B ICP	3430		*	mg/Kg	10	50	10/28/08 1:24	aeh
Nickel, total (3050)	M6010B ICP	10	B		mg/Kg	10	50	10/25/08 0:17	aeh
Selenium, total (3050)	M6020 ICP-MS	26.3			mg/Kg	0.1	0.5	10/25/08 15:25	rac
Thallium, total (3050)	M6020 ICP-MS	0.3	B	*	mg/Kg	0.1	0.5	10/28/08 23:14	rac
Uranium, total (3050)	M6020 ICP-MS	3.4		*	mg/Kg	0.1	0.5	10/25/08 15:25	rac
Zinc, total (3050)	M6010B ICP	540			mg/Kg	10	50	10/25/08 0:17	aeh

Soil Analysis

Parameter	EPA Method	Result	Qual	XQ	Units	MDL	PQL	Date	Analyst
Solids, Percent	CLPSOW390, PART F, D-98	75.0		*	%	0.1	0.5	10/16/08 12:00	mjc

Soil Preparation

Parameter	EPA Method	Result	Qual	XQ	Units	MDL	PQL	Date	Analyst
Air Dry at 34 Degrees C	USDA No. 1, 1972			*				10/16/08 11:54	mjc
Digestion - Hot Plate	M3050B ICP-MS							10/22/08 11:28	bjl/brd
Sieve-2000 um (2.0mm)	ASA No.9, 15-4.2.2			*				10/21/08 11:54	mjc

Arizona license number: AZ0102

EE 11/12/08

** Please refer to Qualifier Reports for details.*

ACZ Laboratories, Inc.

2773 Downhill Drive Steamboat Springs, CO 80487 (800) 334-5493

Inorganic Analytical Results

FMI Gold & Copper - Sierrita
Project ID: OJ07R9
Sample ID: RA-JS-02-1-3D

ACZ Sample ID: ***L72452-06***
Date Sampled: *08/11/08 10:45*
Date Received: *10/14/08*
Sample Matrix: *Soil*

Metals Analysis

Parameter	EPA Method	Result	Qual	XQ	Units	MDL	PQL	Date	Analyst
Antimony, total (3050)	M6020 ICP-MS	5.2		*	mg/Kg	0.2	1	10/25/08 15:31	rac
Arsenic, total (3050)	M6020 ICP-MS	44.9		*	mg/Kg	0.3	0.5	10/25/08 15:31	rac
Barium, total (3050)	M6010B ICP	73.7			mg/Kg	0.3	2	10/25/08 0:20	aeh
Beryllium, total (3050)	M6010B ICP	0.8	B		mg/Kg	0.2	1	10/25/08 0:20	aeh
Cadmium, total (3050)	M6010B ICP	1.4	B		mg/Kg	0.5	2	10/25/08 0:20	aeh
Chromium, total (3050)	M6010B ICP	9			mg/Kg	1	5	10/25/08 0:20	aeh
Cobalt, total (3050)	M6010B ICP	14		*	mg/Kg	1	5	10/25/08 0:20	aeh
Copper, total (3050)	M6010B ICP	10600		*	mg/Kg	2	10	10/28/08 1:27	aeh
Lead, total (3050)	M6020 ICP-MS	134		*	mg/Kg	0.05	0.3	10/25/08 15:31	rac
Manganese, total (3050)	M6010B ICP	383			mg/Kg	0.5	3	10/25/08 0:20	aeh
Mercury, total	M7471A CVAA	0.22	BH	*	mg/Kg	0.05	0.3	10/22/08 11:25	pmc
Molybdenum, total (3050)	M6010B ICP	1950		*	mg/Kg	2	10	10/28/08 1:27	aeh
Nickel, total (3050)	M6010B ICP	6			mg/Kg	1	5	10/25/08 0:20	aeh
Selenium, total (3050)	M6020 ICP-MS	4.77			mg/Kg	0.05	0.3	10/25/08 15:31	rac
Thallium, total (3050)	M6020 ICP-MS	0.35		*	mg/Kg	0.05	0.3	10/28/08 23:18	rac
Uranium, total (3050)	M6020 ICP-MS	10.50		*	mg/Kg	0.05	0.3	10/25/08 15:31	rac
Zinc, total (3050)	M6010B ICP	426			mg/Kg	1	5	10/25/08 0:20	aeh

Soil Analysis

Parameter	EPA Method	Result	Qual	XQ	Units	MDL	PQL	Date	Analyst
Solids, Percent	CLPSOW390, PART F, D-98	70.6		*	%	0.1	0.5	10/16/08 12:00	mjc

Soil Preparation

Parameter	EPA Method	Result	Qual	XQ	Units	MDL	PQL	Date	Analyst
Air Dry at 34 Degrees C	USDA No. 1, 1972			*				10/16/08 12:00	mjc
Digestion - Hot Plate	M3050B ICP-MS							10/22/08 12:33	bjl/brd
Sieve-2000 um (2.0mm)	ASA No.9, 15-4.2.2			*				10/21/08 12:00	mjc

Arizona license number: AZ0102

EE 11/12/08

** Please refer to Qualifier Reports for details.*

SIERRITA
DATA REVIEW SUMMARY

Data Package Number: L72871 Sampling Event: October 21st, 2008

Sample-specific Parameter Review? **Yes** Laboratory Performance Parameters? **No**

Data Reviewer: Liz Kraak Date Completed: 02/10/09

Peer Reviewer: Geoff Webb Date Completed: 02/10/09

This report summarizes the verification of analytical data for 18 soil samples. The soil samples were analyzed for total metals by methods M6020, M6010B, and M7471A. ACZ Laboratories, Inc. of Steamboat Springs, Colorado performed the analyses. ACZ operates under laboratory licensure number AZ0102.

The data review was conducted in accordance with the criteria specified in the Draft Addendum – Quality Assurance Project Plan Sierrita Mine Green Valley, Arizona (April 2008). Independent review flags were assigned as required by Appendix E in the QAPP. The table below summarizes the samples and analyses presented in these data packages.

Field ID	Sample Type	Lab ID	Matrix	Analyses
				Total Metals
ST-SB06 0-20	SA	L72871-01	S	X^m
ST-SB06 20-40	SA	L72871-02	S	X
ST-SB06 40-60	SA	L72871-03	S	X
ST-SB06 60-80	SA	L72871-04	S	X
ST-SB06 80-100	SA	L72871-05	S	X
ST-SB06 100-120	SA	L72871-06	S	X
ST-SB06 120-140	SA	L72871-07	S	X
ST-SB06 140-160	SA	L72871-08	S	X
ST-SB06 160-180	SA	L72871-09	S	X
ST-SB06 180-200	SA	L72871-10	S	X
ST-SB06 200-220	SA	L72871-11	S	X
ST-SB06 220-240	SA	L72871-12	S	X
ST-SB06 240-260	SA	L72871-13	S	X
ST-SB06 260-280	SA	L72871-14	S	X
ST-SB06 280-300	SA	L72871-15	S	X
ST-SB06 300-320	SA	L72871-16	S	X
ST-SB06 300-320 D	FD	L72871-17	S	X
ST-SB06 260-280 MSD[1]	SA	L72871-18	S	X^m

Matrix: S = Soil QC Type: SA = Sample FD = Field Duplicate

X^m – Matrix spike and/or matrix spike duplicate recovery.

[1] The sampler inadvertently listed the MS/MSD as a separate sample on the Chain of Custody, resulting in a field duplicate to sample ST-SB06 260-280.

General Overall Assessment (Flags applied per ADEQ data qualifying process and QAPP guidance):

_____ Data are usable without qualification.

_X_ Data are usable with qualification (noted below).

_____ Some or all data are unusable for any purpose (detailed below).

Case Narrative Summary: Except as noted below, any of the issues noted in the laboratory case narrative potentially affecting data quality are addressed in the appropriate sections in the table below. Results reported between the MDL and RL were flagged with a B by the laboratory. No additional qualifiers were added during data review for those results reported between the MDL and RL.

Review Parameter	Criteria Met?	Comments
Sample-specific Parameters	Complete with "Yes", "No", or "Not Applicable (N/A)".	For each "No" response, list what was out, associated acceptance limits, all qualified data, and bias direction or reference associated table with pertinent details.
COC & Sample Receipt	Yes	Samples were received intact and the cooler temperatures were 2.4°C and 4.1°C upon arrival at the laboratory, which met the criterion of ≤6°C. Qualification of data was not necessary. The percent solid is performed on the soil samples as received and this percent solid is reported on the result form. For the metals analysis, the soil samples are dried prior to sample preparation. Another percent solid is performed on the air dried sample to use as a correction factor for the sample result after analysis. This correction factor is also applied to the MDL and RL, but because the percent solid is performed on the air dried sample this correction factor is small. Therefore, the MDL and RLs are the same from sample to sample. The sample and results are reported on a dry weight basis. Samples were not air dried for the mercury analysis. The mercury samples were prepared as received and dry weight corrected.
Holding Times	Yes	All samples were analyzed within holding time requirements. Data qualification was not required.
Method Blanks Calibration Blanks	Yes	Target analytes were not detected in the method blanks or continuing calibration blanks. Data qualification was not required.
Matrix QC • MS/MSD ST-SB06 260-280 MSD (Total Antimony, Total Arsenic, Total Lead, Total Selenium, Total Thallium, Total Uranium) ST-SB06 0-20 (Total Barium, Total Beryllium, Total Cadmium, Total Chromium, Total Cobalt, Total Copper, Total Manganese, Total Mercury, Total Molybdenum, Total Nickel, Total Zinc) • LD ST-SB06 0-20 (Percent Solids)	No	With the exceptions noted in Table 1 below, the recoveries and RPDs for the matrix spike (MS) and matrix spike duplicate (MSD) analyses were within the laboratory-determined acceptance range. Results in the native sample greater than four times the concentration of the spike added during digestions are not considered to be a representative measure of accuracy. Further action or qualification of data was not considered necessary. The agreement between parent sample results and the lab duplicate sample results was evaluated for percent solids. All of the results met the evaluation criteria.
Method QC • Serial Dilution N/A • Internal Standards	N/A	
	Yes	**Internal Standards** All internal standards were within the laboratory-determined acceptance limits. Data qualification was not required.
Field QC • Rinsate Blank N/A • Field Duplicate ST-SB06 300-320 D ST-SB06 260-280 MSD • Field Blank N/A	Yes	The sampler inadvertently listed the MS/MSD on a separate line on the Chain of Custody. The laboratory logged in the MS/MSD as a separate sample, creating a field duplicate to sample ST-SB06 260-280. All field duplicate pairs met the applicable evaluation criteria. Data qualification was not required.
Laboratory Control Sample/ Laboratory Control Sample Duplicate (LCS/LCSD)	Yes	All LCS and LCSD percent recoveries and RPDs were within laboratory-determined acceptance limits. Data qualification was not required.
Elevated RLs without associated non-detect results	Yes	
Package Completeness	Yes	

Review Parameter	Criteria Met?	Comments
Other Parameters	No	The laboratory noted that the associated interferent check sample lead recovery exceeded the control limits of 80-120%. As only a quality control data package was provided, raw data is not available to determine the presence of interferent elements in the samples. To be conservative, all sample lead results were qualified as estimated (N6), but are considered usable as qualified.

Table 1: MS/MSD Recovery Outliers and Resultant Qualification

Sample	Analyte	%Rs (Limits)	RPD (Limit)	Qualification
ST-SB06 260-280 MSD	Total Antimony	**50.4**/ **47.6** (75-125)	5.28 (20)	As the potential bias was considered to be low, the total antimony and total arsenic results for the associated parent sample were flagged with a M2.
	Total Arsenic	**65**/ **65.2** (75-125)	0.22 (20)	
ST-SB06 0-20	Total Molybdenum	**128.6**/ **71** (75-125)	**29.42** (20)	As the potential bias was considered to be indeterminate, the total molybdenum result for the associated parent sample was flagged with a M2 and M1. As the total molybdenum RPD was not within acceptance limits, the total molybdenum result was also flagged with an R8.

%R = Percent Recovery

M1 = Matrix spike recovery was high; the associated blank spike recovery was acceptable.

M2 = Matrix spike recovery was low; the associated blank spike recovery was acceptable.

R8 = Sample RPD exceeded the method acceptance criteria.

RPD = Relative Percent Difference

ACZ Laboratories, Inc.

2773 Downhill Drive Steamboat Springs, CO 80487 (800) 334-5493

Inorganic Analytical Results

FMI Gold & Copper - Sierrita
Project ID: OJ07R9
Sample ID: ST-SB06 0-20

ACZ Sample ID: ***L72871-01***
Date Sampled: *10/21/08 11:48*
Date Received: *11/05/08*
Sample Matrix: *Soil*

Metals Analysis

Parameter	EPA Method	Result	Qual	XQ	Units	MDL	PQL	Date	Analyst
Antimony, total (3050)	M6020 ICP-MS	0.3	B	*	mg/Kg	0.2	1	11/11/08 22:21	rac
Arsenic, total (3050)	M6020 ICP-MS	1.2		*	mg/Kg	0.3	1	11/11/08 22:21	rac
Barium, total (3050)	M6010B ICP	83.6		*	mg/Kg	0.3	2	11/11/08 23:18	aeh
Beryllium, total (3050)	M6010B ICP	0.3	B		mg/Kg	0.2	1	11/11/08 23:18	aeh
Cadmium, total (3050)	M6010B ICP		U		mg/Kg	0.5	2	11/11/08 23:18	aeh
Chromium, total (3050)	M6010B ICP	5			mg/Kg	1	5	11/11/08 23:18	aeh
Cobalt, total (3050)	M6010B ICP	5		*	mg/Kg	1	5	11/11/08 23:18	aeh
Copper, total (3050)	M6010B ICP	303		*	mg/Kg	1	5	11/11/08 23:18	aeh
Lead, total (3050)	M6020 ICP-MS N6	2.45			mg/Kg	0.05	0.3	11/19/08 13:04	rac
Manganese, total (3050)	M6010B ICP	187			mg/Kg	0.5	3	11/11/08 23:18	aeh
Mercury, total	M7471A CVAA		U		mg/Kg	0.04	0.2	11/18/08 11:25	pmc
Molybdenum, total (3050)	M6010B ICP M1, M2, R8	48		*	mg/Kg	1	5	11/11/08 23:18	aeh
Nickel, total (3050)	M6010B ICP	3	B		mg/Kg	1	5	11/11/08 23:18	aeh
Selenium, total (3050)	M6020 ICP-MS	0.55			mg/Kg	0.05	0.3	11/11/08 22:21	rac
Thallium, total (3050)	M6020 ICP-MS	0.27	B	*	mg/Kg	0.05	0.3	11/11/08 22:21	rac
Uranium, total (3050)	M6020 ICP-MS	4.64		*	mg/Kg	0.05	0.3	11/11/08 22:21	rac
Zinc, total (3050)	M6010B ICP	28		*	mg/Kg	1	5	11/11/08 23:18	aeh

Soil Analysis

Parameter	EPA Method	Result	Qual	XQ	Units	MDL	PQL	Date	Analyst
Solids, Percent	CLPSOW390, PART F, D-98	93.3		*	%	0.1	0.5	11/06/08 10:06	bjl

Soil Preparation

Parameter	EPA Method	Result	Qual	XQ	Units	MDL	PQL	Date	Analyst
Air Dry at 34 Degrees C	USDA No. 1, 1972			*				11/06/08 7:00	bjl
Digestion - Hot Plate	M3050B ICP-MS							11/10/08 8:39	mjc
Sieve-2000 um (2.0mm)	ASA No.9, 15-4.2.2			*				11/07/08 13:00	bjl

Arizona license number: AZ0102

ER 2/10/09

** Please refer to Qualifier Reports for details.*

ACZ Laboratories, Inc.

2773 Downhill Drive Steamboat Springs, CO 80487 (800) 334-5493

Inorganic Analytical Results

FMI Gold & Copper - Sierrita
Project ID: OJ07R9
Sample ID: ST-SB06 20-40

ACZ Sample ID: ***L72871-02***
Date Sampled: *10/21/08 14:37*
Date Received: *11/05/08*
Sample Matrix: *Soil*

Metals Analysis

Parameter	EPA Method	Result	Qual	XQ	Units	MDL	PQL	Date	Analyst
Antimony, total (3050)	M6020 ICP-MS	0.3	B	*	mg/Kg	0.2	1	11/11/08 22:32	rac
Arsenic, total (3050)	M6020 ICP-MS	1.3		*	mg/Kg	0.3	1	11/11/08 22:32	rac
Barium, total (3050)	M6010B ICP	91.7		*	mg/Kg	0.3	2	11/11/08 23:40	aeh
Beryllium, total (3050)	M6010B ICP	0.3	B		mg/Kg	0.2	1	11/11/08 23:40	aeh
Cadmium, total (3050)	M6010B ICP		U		mg/Kg	0.5	2	11/11/08 23:40	aeh
Chromium, total (3050)	M6010B ICP	5	B		mg/Kg	1	5	11/11/08 23:40	aeh
Cobalt, total (3050)	M6010B ICP	6		*	mg/Kg	1	5	11/11/08 23:40	aeh
Copper, total (3050)	M6010B ICP	454		*	mg/Kg	1	5	11/11/08 23:40	aeh
Lead, total (3050)	M6020 ICP-MS N6	3.16			mg/Kg	0.05	0.3	11/19/08 13:13	rac
Manganese, total (3050)	M6010B ICP	174			mg/Kg	0.5	3	11/11/08 23:40	aeh
Mercury, total	M7471A CVAA		U		mg/Kg	0.04	0.2	11/18/08 11:31	pmc
Molybdenum, total (3050)	M6010B ICP	47		*	mg/Kg	1	5	11/11/08 23:40	aeh
Nickel, total (3050)	M6010B ICP	3	B		mg/Kg	1	5	11/11/08 23:40	aeh
Selenium, total (3050)	M6020 ICP-MS	0.71			mg/Kg	0.05	0.3	11/11/08 22:32	rac
Thallium, total (3050)	M6020 ICP-MS	0.14	B	*	mg/Kg	0.05	0.3	11/11/08 22:32	rac
Uranium, total (3050)	M6020 ICP-MS	3.56		*	mg/Kg	0.05	0.3	11/11/08 22:32	rac
Zinc, total (3050)	M6010B ICP	37		*	mg/Kg	1	5	11/11/08 23:40	aeh

Soil Analysis

Parameter	EPA Method	Result	Qual	XQ	Units	MDL	PQL	Date	Analyst
Solids, Percent	CLPSOW390, PART F, D-98	87.1		*	%	0.1	0.5	11/06/08 12:18	bjl

Soil Preparation

Parameter	EPA Method	Result	Qual	XQ	Units	MDL	PQL	Date	Analyst
Air Dry at 34 Degrees C	USDA No. 1, 1972			*				11/06/08 7:05	bjl
Digestion - Hot Plate	M3050B ICP-MS							11/10/08 9:33	mjc
Sieve-2000 um (2.0mm)	ASA No.9, 15-4.2.2			*				11/07/08 15:05	bjl

Arizona license number: AZ0102

EE 2/10/09

** Please refer to Qualifier Reports for details.*

ACZ Laboratories, Inc.

2773 Downhill Drive Steamboat Springs, CO 80487 (800) 334-5493

Inorganic Analytical Results

FMI Gold & Copper - Sierrita
Project ID: OJ07R9
Sample ID: ST-SB06 40-60

ACZ Sample ID: ***L72871-03***
Date Sampled: *10/22/08 09:07*
Date Received: *11/05/08*
Sample Matrix: *Soil*

Metals Analysis

Parameter	EPA Method	Result	Qual	XQ	Units	MDL	PQL	Date	Analyst
Antimony, total (3050)	M6020 ICP-MS		U	*	mg/Kg	0.2	1	11/11/08 22:38	rac
Arsenic, total (3050)	M6020 ICP-MS	2.1		*	mg/Kg	0.3	1	11/11/08 22:38	rac
Barium, total (3050)	M6010B ICP	73.8		*	mg/Kg	0.3	2	11/11/08 23:44	aeh
Beryllium, total (3050)	M6010B ICP	0.4	B		mg/Kg	0.2	1	11/11/08 23:44	aeh
Cadmium, total (3050)	M6010B ICP		U		mg/Kg	0.5	2	11/11/08 23:44	aeh
Chromium, total (3050)	M6010B ICP	6			mg/Kg	1	5	11/11/08 23:44	aeh
Cobalt, total (3050)	M6010B ICP	9		*	mg/Kg	1	5	11/11/08 23:44	aeh
Copper, total (3050)	M6010B ICP	387		*	mg/Kg	1	5	11/11/08 23:44	aeh
Lead, total (3050)	M6020 ICP-MS N6	3.66			mg/Kg	0.05	0.3	11/19/08 13:17	rac
Manganese, total (3050)	M6010B ICP	225			mg/Kg	0.5	3	11/11/08 23:44	aeh
Mercury, total	M7471A CVAA		U		mg/Kg	0.05	0.2	11/18/08 11:34	pmc
Molybdenum, total (3050)	M6010B ICP	63		*	mg/Kg	1	5	11/11/08 23:44	aeh
Nickel, total (3050)	M6010B ICP	5	B		mg/Kg	1	5	11/11/08 23:44	aeh
Selenium, total (3050)	M6020 ICP-MS	0.98			mg/Kg	0.05	0.3	11/11/08 22:38	rac
Thallium, total (3050)	M6020 ICP-MS	0.21	B	*	mg/Kg	0.05	0.3	11/11/08 22:38	rac
Uranium, total (3050)	M6020 ICP-MS	4.54		*	mg/Kg	0.05	0.3	11/11/08 22:38	rac
Zinc, total (3050)	M6010B ICP	50		*	mg/Kg	1	5	11/11/08 23:44	aeh

Soil Analysis

Parameter	EPA Method	Result	Qual	XQ	Units	MDL	PQL	Date	Analyst
Solids, Percent	CLPSOW390, PART F, D-98	80.9		*	%	0.1	0.5	11/06/08 13:25	bjl

Soil Preparation

Parameter	EPA Method	Result	Qual	XQ	Units	MDL	PQL	Date	Analyst
Air Dry at 34 Degrees C	USDA No. 1, 1972			*				11/06/08 7:11	bjl
Digestion - Hot Plate	M3050B ICP-MS							11/10/08 9:51	mjc
Sieve-2000 um (2.0mm)	ASA No.9, 15-4.2.2			*				11/07/08 17:11	bjl

Arizona license number: AZ0102

EE 2/10/09

** Please refer to Qualifier Reports for details.*

ACZ Laboratories, Inc.

2773 Downhill Drive Steamboat Springs, CO 80487 (800) 334-5493

Inorganic Analytical Results

FMI Gold & Copper - Sierrita
Project ID: OJ07R9
Sample ID: ST-SB06 60-80

ACZ Sample ID: ***L72871-04***
Date Sampled: *10/22/08 10:27*
Date Received: *11/05/08*
Sample Matrix: *Soil*

Metals Analysis

Parameter	EPA Method	Result	Qual	XQ	Units	MDL	PQL	Date	Analyst
Antimony, total (3050)	M6020 ICP-MS	0.6	B	*	mg/Kg	0.2	1	11/11/08 22:55	rac
Arsenic, total (3050)	M6020 ICP-MS	3.8		*	mg/Kg	0.3	1	11/11/08 22:55	rac
Barium, total (3050)	M6010B ICP	51.1		*	mg/Kg	0.3	2	11/11/08 23:47	aeh
Beryllium, total (3050)	M6010B ICP	0.3	B		mg/Kg	0.2	1	11/11/08 23:47	aeh
Cadmium, total (3050)	M6010B ICP		U		mg/Kg	0.5	2	11/11/08 23:47	aeh
Chromium, total (3050)	M6010B ICP	4	B		mg/Kg	1	5	11/11/08 23:47	aeh
Cobalt, total (3050)	M6010B ICP	14		*	mg/Kg	1	5	11/11/08 23:47	aeh
Copper, total (3050)	M6010B ICP	788		*	mg/Kg	1	5	11/11/08 23:47	aeh
Lead, total (3050)	M6020 ICP-MS N6	8.75		*	mg/Kg	0.05	0.3	11/11/08 22:55	rac
Manganese, total (3050)	M6010B ICP	237			mg/Kg	0.5	3	11/11/08 23:47	aeh
Mercury, total	M7471A CVAA		U		mg/Kg	0.04	0.2	11/18/08 11:36	pmc
Molybdenum, total (3050)	M6010B ICP	46		*	mg/Kg	1	5	11/11/08 23:47	aeh
Nickel, total (3050)	M6010B ICP	4	B		mg/Kg	1	5	11/11/08 23:47	aeh
Selenium, total (3050)	M6020 ICP-MS	1.87			mg/Kg	0.05	0.3	11/11/08 22:55	rac
Thallium, total (3050)	M6020 ICP-MS	0.16	B	*	mg/Kg	0.05	0.3	11/11/08 22:55	rac
Uranium, total (3050)	M6020 ICP-MS	18.40		*	mg/Kg	0.05	0.3	11/11/08 22:55	rac
Zinc, total (3050)	M6010B ICP	51		*	mg/Kg	1	5	11/11/08 23:47	aeh

Soil Analysis

Parameter	EPA Method	Result	Qual	XQ	Units	MDL	PQL	Date	Analyst
Solids, Percent	CLPSOW390, PART F, D-98	93.9		*	%	0.1	0.5	11/06/08 14:31	bjl

Soil Preparation

Parameter	EPA Method	Result	Qual	XQ	Units	MDL	PQL	Date	Analyst
Air Dry at 34 Degrees C	USDA No. 1, 1972			*				11/06/08 7:16	bjl
Digestion - Hot Plate	M3050B ICP-MS							11/10/08 10:10	mjc
Sieve-2000 um (2.0mm)	ASA No.9, 15-4.2.2			*				11/07/08 19:16	bjl

Arizona license number: AZ0102

EB 2/10/09

** Please refer to Qualifier Reports for details.*

ACZ Laboratories, Inc.
2773 Downhill Drive Steamboat Springs, CO 80487 (800) 334-5493

Inorganic Analytical Results

FMI Gold & Copper - Sierrita
Project ID: OJ07R9
Sample ID: ST-SB06 80-100

ACZ Sample ID: ***L72871-05***
Date Sampled: *10/23/08 09:52*
Date Received: *11/05/08*
Sample Matrix: *Soil*

Metals Analysis

Parameter	EPA Method	Result	Qual	XQ	Units	MDL	PQL	Date	Analyst
Antimony, total (3050)	M6020 ICP-MS	0.3	B	*	mg/Kg	0.2	1	11/11/08 23:00	rac
Arsenic, total (3050)	M6020 ICP-MS	2.9		*	mg/Kg	0.3	1	11/11/08 23:00	rac
Barium, total (3050)	M6010B ICP	64.3		*	mg/Kg	0.3	2	11/11/08 23:51	aeh
Beryllium, total (3050)	M6010B ICP	0.6	B		mg/Kg	0.2	1	11/11/08 23:51	aeh
Cadmium, total (3050)	M6010B ICP		U		mg/Kg	0.5	2	11/11/08 23:51	aeh
Chromium, total (3050)	M6010B ICP	7			mg/Kg	1	5	11/11/08 23:51	aeh
Cobalt, total (3050)	M6010B ICP	8		*	mg/Kg	1	5	11/11/08 23:51	aeh
Copper, total (3050)	M6010B ICP	844		*	mg/Kg	1	5	11/11/08 23:51	aeh
Lead, total (3050)	M6020 ICP-MS N6	11.00		*	mg/Kg	0.05	0.3	11/11/08 23:00	rac
Manganese, total (3050)	M6010B ICP	341			mg/Kg	0.5	3	11/11/08 23:51	aeh
Mercury, total	M7471A CVAA		U		mg/Kg	0.04	0.2	11/18/08 11:38	pmc
Molybdenum, total (3050)	M6010B ICP	102		*	mg/Kg	1	5	11/11/08 23:51	aeh
Nickel, total (3050)	M6010B ICP	3	B		mg/Kg	1	5	11/11/08 23:51	aeh
Selenium, total (3050)	M6020 ICP-MS	1.40			mg/Kg	0.05	0.3	11/11/08 23:00	rac
Thallium, total (3050)	M6020 ICP-MS	0.14	B	*	mg/Kg	0.05	0.3	11/11/08 23:00	rac
Uranium, total (3050)	M6020 ICP-MS	3.86		*	mg/Kg	0.05	0.3	11/11/08 23:00	rac
Zinc, total (3050)	M6010B ICP	92		*	mg/Kg	1	5	11/11/08 23:51	aeh

Soil Analysis

Parameter	EPA Method	Result	Qual	XQ	Units	MDL	PQL	Date	Analyst
Solids, Percent	CLPSOW390, PART F, D-98	93.6		*	%	0.1	0.5	11/06/08 15:37	bjl

Soil Preparation

Parameter	EPA Method	Result	Qual	XQ	Units	MDL	PQL	Date	Analyst
Air Dry at 34 Degrees C	USDA No. 1, 1972			*				11/06/08 7:22	bjl
Digestion - Hot Plate	M3050B ICP-MS							11/10/08 10:28	mjc
Sieve-2000 um (2.0mm)	ASA No.9, 15-4.2.2			*				11/07/08 21:22	bjl

Arizona license number: AZ0102

EE 2/10/09

** Please refer to Qualifier Reports for details.*

ACZ Laboratories, Inc.

2773 Downhill Drive Steamboat Springs, CO 80487 (800) 334-5493

Inorganic Analytical Results

FMI Gold & Copper - Sierrita
Project ID: OJ07R9
Sample ID: ST-SB06 100-120

ACZ Sample ID: ***L72871-06***
Date Sampled: *10/23/08 10:32*
Date Received: *11/05/08*
Sample Matrix: *Soil*

Metals Analysis

Parameter	EPA Method	Result	Qual	XQ	Units	MDL	PQL	Date	Analyst
Antimony, total (3050)	M6020 ICP-MS	0.6	B	*	mg/Kg	0.2	1	11/11/08 23:06	rac
Arsenic, total (3050)	M6020 ICP-MS	2.8		*	mg/Kg	0.3	1	11/11/08 23:06	rac
Barium, total (3050)	M6010B ICP	70.5		*	mg/Kg	0.3	2	11/11/08 23:55	aeh
Beryllium, total (3050)	M6010B ICP	0.5	B		mg/Kg	0.2	1	11/11/08 23:55	aeh
Cadmium, total (3050)	M6010B ICP		U		mg/Kg	0.5	2	11/11/08 23:55	aeh
Chromium, total (3050)	M6010B ICP	6			mg/Kg	1	5	11/11/08 23:55	aeh
Cobalt, total (3050)	M6010B ICP	7		*	mg/Kg	1	5	11/11/08 23:55	aeh
Copper, total (3050)	M6010B ICP	509		*	mg/Kg	1	5	11/11/08 23:55	aeh
Lead, total (3050)	M6020 ICP-MS NG	6.22		*	mg/Kg	0.05	0.3	11/11/08 23:06	rac
Manganese, total (3050)	M6010B ICP	327			mg/Kg	0.5	3	11/11/08 23:55	aeh
Mercury, total	M7471A CVAA		U		mg/Kg	0.04	0.2	11/18/08 11:45	pmc
Molybdenum, total (3050)	M6010B ICP	59		*	mg/Kg	1	5	11/11/08 23:55	aeh
Nickel, total (3050)	M6010B ICP	4	B		mg/Kg	1	5	11/11/08 23:55	aeh
Selenium, total (3050)	M6020 ICP-MS	1.22			mg/Kg	0.05	0.3	11/11/08 23:06	rac
Thallium, total (3050)	M6020 ICP-MS	0.14	B	*	mg/Kg	0.05	0.3	11/11/08 23:06	rac
Uranium, total (3050)	M6020 ICP-MS	5.13		*	mg/Kg	0.05	0.3	11/11/08 23:06	rac
Zinc, total (3050)	M6010B ICP	53		*	mg/Kg	1	5	11/11/08 23:55	aeh

Soil Analysis

Parameter	EPA Method	Result	Qual	XQ	Units	MDL	PQL	Date	Analyst
Solids, Percent	CLPSOW390, PART F, D-98	85.1		*	%	0.1	0.5	11/06/08 16:44	bjl

Soil Preparation

Parameter	EPA Method	Result	Qual	XQ	Units	MDL	PQL	Date	Analyst
Air Dry at 34 Degrees C	USDA No. 1, 1972			*				11/06/08 7:28	bjl
Digestion - Hot Plate	M3050B ICP-MS							11/10/08 10:46	mjc
Sieve-2000 um (2.0mm)	ASA No.9, 15-4.2.2			*				11/07/08 23:28	bjl

Arizona license number: AZ0102

EQ 2/10/09

** Please refer to Qualifier Reports for details.*

ACZ Laboratories, Inc.

2773 Downhill Drive Steamboat Springs, CO 80487 (800) 334-5493

Inorganic Analytical Results

FMI Gold & Copper - Sierrita
Project ID: OJ07R9
Sample ID: ST-SB06 120-140

ACZ Sample ID: ***L72871-07***
Date Sampled: *10/23/08 11:07*
Date Received: *11/05/08*
Sample Matrix: *Soil*

Metals Analysis

Parameter	EPA Method	Result	Qual	XQ	Units	MDL	PQL	Date	Analyst
Antimony, total (3050)	M6020 ICP-MS		U	*	mg/Kg	0.2	1	11/11/08 23:12	rac
Arsenic, total (3050)	M6020 ICP-MS	1.6		*	mg/Kg	0.3	1	11/11/08 23:12	rac
Barium, total (3050)	M6010B ICP	98.2		*	mg/Kg	0.3	2	11/11/08 23:58	aeh
Beryllium, total (3050)	M6010B ICP	0.5	B		mg/Kg	0.2	1	11/11/08 23:58	aeh
Cadmium, total (3050)	M6010B ICP		U		mg/Kg	0.5	2	11/11/08 23:58	aeh
Chromium, total (3050)	M6010B ICP	7			mg/Kg	1	5	11/11/08 23:58	aeh
Cobalt, total (3050)	M6010B ICP	10		*	mg/Kg	1	5	11/11/08 23:58	aeh
Copper, total (3050)	M6010B ICP	447		*	mg/Kg	1	5	11/11/08 23:58	aeh
Lead, total (3050)	M6020 ICP-MS N6	4.55		*	mg/Kg	0.05	0.3	11/11/08 23:12	rac
Manganese, total (3050)	M6010B ICP	433			mg/Kg	0.5	3	11/11/08 23:58	aeh
Mercury, total	M7471A CVAA		U		mg/Kg	0.04	0.2	11/18/08 11:47	pmc
Molybdenum, total (3050)	M6010B ICP	46		*	mg/Kg	1	5	11/11/08 23:58	aeh
Nickel, total (3050)	M6010B ICP	4	B		mg/Kg	1	5	11/11/08 23:58	aeh
Selenium, total (3050)	M6020 ICP-MS	0.98			mg/Kg	0.05	0.3	11/11/08 23:12	rac
Thallium, total (3050)	M6020 ICP-MS	0.19	B	*	mg/Kg	0.05	0.3	11/11/08 23:12	rac
Uranium, total (3050)	M6020 ICP-MS	4.10		*	mg/Kg	0.05	0.3	11/11/08 23:12	rac
Zinc, total (3050)	M6010B ICP	55		*	mg/Kg	1	5	11/11/08 23:58	aeh

Soil Analysis

Parameter	EPA Method	Result	Qual	XQ	Units	MDL	PQL	Date	Analyst
Solids, Percent	CLPSOW390, PART F, D-98	85.2		*	%	0.1	0.5	11/06/08 17:50	bjl

Soil Preparation

Parameter	EPA Method	Result	Qual	XQ	Units	MDL	PQL	Date	Analyst
Air Dry at 34 Degrees C	USDA No. 1, 1972			*				11/06/08 7:33	bjl
Digestion - Hot Plate	M3050B ICP-MS							11/10/08 11:04	mjc
Sieve-2000 um (2.0mm)	ASA No.9, 15-4.2.2			*				11/08/08 1:33	bjl

Arizona license number: AZ0102

EQ 2/10/09

** Please refer to Qualifier Reports for details.*

ACZ Laboratories, Inc.

2773 Downhill Drive Steamboat Springs, CO 80487 (800) 334-5493

Inorganic Analytical Results

FMI Gold & Copper - Sierrita
Project ID: OJ07R9
Sample ID: ST-SB06 140-160

ACZ Sample ID: ***L72871-08***
Date Sampled: *10/23/08 13:37*
Date Received: *11/05/08*
Sample Matrix: *Soil*

Metals Analysis

Parameter	EPA Method	Result	Qual	XQ	Units	MDL	PQL	Date	Analyst
Antimony, total (3050)	M6020 ICP-MS		U	*	mg/Kg	0.2	1	11/11/08 23:17	rac
Arsenic, total (3050)	M6020 ICP-MS	1.6		*	mg/Kg	0.3	1	11/11/08 23:17	rac
Barium, total (3050)	M6010B ICP	95.4		*	mg/Kg	0.3	2	11/12/08 0:02	aeh
Beryllium, total (3050)	M6010B ICP	0.4	B		mg/Kg	0.2	1	11/12/08 0:02	aeh
Cadmium, total (3050)	M6010B ICP		U		mg/Kg	0.5	2	11/12/08 0:02	aeh
Chromium, total (3050)	M6010B ICP	11			mg/Kg	1	5	11/12/08 0:02	aeh
Cobalt, total (3050)	M6010B ICP	13		*	mg/Kg	1	5	11/12/08 0:02	aeh
Copper, total (3050)	M6010B ICP	530		*	mg/Kg	1	5	11/12/08 0:02	aeh
Lead, total (3050)	M6020 ICP-MS N6	12.60		*	mg/Kg	0.05	0.3	11/11/08 23:17	rac
Manganese, total (3050)	M6010B ICP	297			mg/Kg	0.5	3	11/12/08 0:02	aeh
Mercury, total	M7471A CVAA		U		mg/Kg	0.04	0.2	11/18/08 11:49	pmc
Molybdenum, total (3050)	M6010B ICP	43		*	mg/Kg	1	5	11/12/08 0:02	aeh
Nickel, total (3050)	M6010B ICP	9			mg/Kg	1	5	11/12/08 0:02	aeh
Selenium, total (3050)	M6020 ICP-MS	1.44			mg/Kg	0.05	0.3	11/11/08 23:17	rac
Thallium, total (3050)	M6020 ICP-MS	0.22	B	*	mg/Kg	0.05	0.3	11/11/08 23:17	rac
Uranium, total (3050)	M6020 ICP-MS	2.58		*	mg/Kg	0.05	0.3	11/11/08 23:17	rac
Zinc, total (3050)	M6010B ICP	50		*	mg/Kg	1	5	11/12/08 0:02	aeh

Soil Analysis

Parameter	EPA Method	Result	Qual	XQ	Units	MDL	PQL	Date	Analyst
Solids, Percent	CLPSOW390, PART F, D-98	89.1		*	%	0.1	0.5	11/06/08 18:56	bjl

Soil Preparation

Parameter	EPA Method	Result	Qual	XQ	Units	MDL	PQL	Date	Analyst
Air Dry at 34 Degrees C	USDA No. 1, 1972			*				11/06/08 7:39	bjl
Digestion - Hot Plate	M3050B ICP-MS							11/10/08 11:22	mjc
Sieve-2000 um (2.0mm)	ASA No.9, 15-4.2.2			*				11/08/08 3:39	bjl

Arizona license number: AZ0102

ER 2/10/09

** Please refer to Qualifier Reports for details.*

ACZ Laboratories, Inc.

2773 Downhill Drive Steamboat Springs, CO 80487 (800) 334-5493

Inorganic Analytical Results

FMI Gold & Copper - Sierrita
Project ID: OJ07R9
Sample ID: ST-SB06 160-180

ACZ Sample ID: ***L72871-09***
Date Sampled: *10/23/08 14:52*
Date Received: *11/05/08*
Sample Matrix: *Soil*

Metals Analysis

Parameter	EPA Method	Result	Qual	XQ	Units	MDL	PQL	Date	Analyst
Antimony, total (3050)	M6020 ICP-MS		U	*	mg/Kg	0.2	1	11/11/08 23:23	rac
Arsenic, total (3050)	M6020 ICP-MS	1.6		*	mg/Kg	0.3	1	11/11/08 23:23	rac
Barium, total (3050)	M6010B ICP	104		*	mg/Kg	0.3	2	11/12/08 0:06	aeh
Beryllium, total (3050)	M6010B ICP	0.4	B		mg/Kg	0.2	1	11/12/08 0:06	aeh
Cadmium, total (3050)	M6010B ICP		U		mg/Kg	0.5	2	11/12/08 0:06	aeh
Chromium, total (3050)	M6010B ICP	14			mg/Kg	1	5	11/12/08 0:06	aeh
Cobalt, total (3050)	M6010B ICP	14		*	mg/Kg	1	5	11/12/08 0:06	aeh
Copper, total (3050)	M6010B ICP	579		*	mg/Kg	1	5	11/12/08 0:06	aeh
Lead, total (3050)	M6020 ICP-MS N6	4.24		*	mg/Kg	0.05	0.3	11/11/08 23:23	rac
Manganese, total (3050)	M6010B ICP	315			mg/Kg	0.5	3	11/12/08 0:06	aeh
Mercury, total	M7471A CVAA		U		mg/Kg	0.04	0.2	11/18/08 11:51	pmc
Molybdenum, total (3050)	M6010B ICP	124		*	mg/Kg	1	5	11/12/08 0:06	aeh
Nickel, total (3050)	M6010B ICP	9			mg/Kg	1	5	11/12/08 0:06	aeh
Selenium, total (3050)	M6020 ICP-MS	1.32			mg/Kg	0.05	0.3	11/11/08 23:23	rac
Thallium, total (3050)	M6020 ICP-MS	0.28	B	*	mg/Kg	0.05	0.3	11/11/08 23:23	rac
Uranium, total (3050)	M6020 ICP-MS	2.99		*	mg/Kg	0.05	0.3	11/11/08 23:23	rac
Zinc, total (3050)	M6010B ICP	70		*	mg/Kg	1	5	11/12/08 0:06	aeh

Soil Analysis

Parameter	EPA Method	Result	Qual	XQ	Units	MDL	PQL	Date	Analyst
Solids, Percent	CLPSOW390, PART F, D-98	87.4		*	%	0.1	0.5	11/06/08 20:03	bjl

Soil Preparation

Parameter	EPA Method	Result	Qual	XQ	Units	MDL	PQL	Date	Analyst
Air Dry at 34 Degrees C	USDA No. 1, 1972			*				11/06/08 7:45	bjl
Digestion - Hot Plate	M3050B ICP-MS							11/10/08 11:40	mjc
Sieve-2000 um (2.0mm)	ASA No.9, 15-4.2.2			*				11/08/08 5:45	bjl

Arizona license number: AZ0102

EQ 2/10/09

** Please refer to Qualifier Reports for details.*

ACZ Laboratories, Inc.

2773 Downhill Drive Steamboat Springs, CO 80487 (800) 334-5493

Inorganic Analytical Results

FMI Gold & Copper - Sierrita
Project ID: OJ07R9
Sample ID: ST-SB06 180-200

ACZ Sample ID: ***L72871-10***
Date Sampled: *10/24/08 09:27*
Date Received: *11/05/08*
Sample Matrix: *Soil*

Metals Analysis

Parameter	EPA Method	Result	Qual	XQ	Units	MDL	PQL	Date	Analyst
Antimony, total (3050)	M6020 ICP-MS	0.5	B	*	mg/Kg	0.2	1	11/11/08 23:29	rac
Arsenic, total (3050)	M6020 ICP-MS	2.2		*	mg/Kg	0.3	1	11/11/08 23:29	rac
Barium, total (3050)	M6010B ICP	97.5		*	mg/Kg	0.3	2	11/12/08 0:09	aeh
Beryllium, total (3050)	M6010B ICP	0.4	B		mg/Kg	0.2	1	11/12/08 0:09	aeh
Cadmium, total (3050)	M6010B ICP		U		mg/Kg	0.5	2	11/12/08 0:09	aeh
Chromium, total (3050)	M6010B ICP	10			mg/Kg	1	5	11/12/08 0:09	aeh
Cobalt, total (3050)	M6010B ICP	12		*	mg/Kg	1	5	11/12/08 0:09	aeh
Copper, total (3050)	M6010B ICP	561		*	mg/Kg	1	5	11/12/08 0:09	aeh
Lead, total (3050)	M6020 ICP-MS N6	7.79		*	mg/Kg	0.05	0.3	11/11/08 23:29	rac
Manganese, total (3050)	M6010B ICP	291			mg/Kg	0.5	3	11/12/08 0:09	aeh
Mercury, total	M7471A CVAA		U		mg/Kg	0.04	0.2	11/18/08 11:54	pmc
Molybdenum, total (3050)	M6010B ICP	60		*	mg/Kg	1	5	11/12/08 0:09	aeh
Nickel, total (3050)	M6010B ICP	8			mg/Kg	1	5	11/12/08 0:09	aeh
Selenium, total (3050)	M6020 ICP-MS	1.27			mg/Kg	0.05	0.3	11/11/08 23:29	rac
Thallium, total (3050)	M6020 ICP-MS	0.21	B	*	mg/Kg	0.05	0.3	11/11/08 23:29	rac
Uranium, total (3050)	M6020 ICP-MS	3.01		*	mg/Kg	0.05	0.3	11/11/08 23:29	rac
Zinc, total (3050)	M6010B ICP	76		*	mg/Kg	1	5	11/12/08 0:09	aeh

Soil Analysis

Parameter	EPA Method	Result	Qual	XQ	Units	MDL	PQL	Date	Analyst
Solids, Percent	CLPSOW390, PART F, D-98	92.0		*	%	0.1	0.5	11/06/08 21:09	bjl

Soil Preparation

Parameter	EPA Method	Result	Qual	XQ	Units	MDL	PQL	Date	Analyst
Air Dry at 34 Degrees C	USDA No. 1, 1972			*				11/06/08 7:50	bjl
Digestion - Hot Plate	M3050B ICP-MS							11/10/08 11:58	mjc
Sieve-2000 um (2.0mm)	ASA No.9, 15-4.2.2			*				11/08/08 7:50	bjl

Arizona license number: AZ0102

EQ 2/10/09

** Please refer to Qualifier Reports for details.*

ACZ Laboratories, Inc.

2773 Downhill Drive Steamboat Springs, CO 80487 (800) 334-5493

Inorganic Analytical Results

FMI Gold & Copper - Sierrita
Project ID: OJ07R9
Sample ID: ST-SB06 200-220

ACZ Sample ID: ***L72871-11***
Date Sampled: *10/24/08 11:47*
Date Received: *11/05/08*
Sample Matrix: *Soil*

Metals Analysis

Parameter	EPA Method	Result	Qual	XQ	Units	MDL	PQL	Date	Analyst
Antimony, total (3050)	M6020 ICP-MS		U	*	mg/Kg	0.2	1	11/11/08 23:34	rac
Arsenic, total (3050)	M6020 ICP-MS	1.7		*	mg/Kg	0.3	1	11/11/08 23:34	rac
Barium, total (3050)	M6010B ICP	107		*	mg/Kg	0.3	2	11/12/08 0:13	aeh
Beryllium, total (3050)	M6010B ICP	0.4	B		mg/Kg	0.2	1	11/12/08 0:13	aeh
Cadmium, total (3050)	M6010B ICP		U		mg/Kg	0.5	2	11/12/08 0:13	aeh
Chromium, total (3050)	M6010B ICP	12			mg/Kg	1	5	11/12/08 0:13	aeh
Cobalt, total (3050)	M6010B ICP	13		*	mg/Kg	1	5	11/12/08 0:13	aeh
Copper, total (3050)	M6010B ICP	642		*	mg/Kg	1	5	11/12/08 0:13	aeh
Lead, total (3050)	M6020 ICP-MS N6	36.90		*	mg/Kg	0.05	0.3	11/11/08 23:34	rac
Manganese, total (3050)	M6010B ICP	301			mg/Kg	0.5	3	11/12/08 0:13	aeh
Mercury, total	M7471A CVAA		U		mg/Kg	0.04	0.2	11/18/08 11:56	pmc
Molybdenum, total (3050)	M6010B ICP	129		*	mg/Kg	1	5	11/12/08 0:13	aeh
Nickel, total (3050)	M6010B ICP	9			mg/Kg	1	5	11/12/08 0:13	aeh
Selenium, total (3050)	M6020 ICP-MS	1.47			mg/Kg	0.05	0.3	11/11/08 23:34	rac
Thallium, total (3050)	M6020 ICP-MS	0.23	B	*	mg/Kg	0.05	0.3	11/11/08 23:34	rac
Uranium, total (3050)	M6020 ICP-MS	2.50		*	mg/Kg	0.05	0.3	11/11/08 23:34	rac
Zinc, total (3050)	M6010B ICP	82		*	mg/Kg	1	5	11/12/08 0:13	aeh

Soil Analysis

Parameter	EPA Method	Result	Qual	XQ	Units	MDL	PQL	Date	Analyst
Solids, Percent	CLPSOW390, PART F, D-98	91.3		*	%	0.1	0.5	11/06/08 22:15	bjl

Soil Preparation

Parameter	EPA Method	Result	Qual	XQ	Units	MDL	PQL	Date	Analyst
Air Dry at 34 Degrees C	USDA No. 1, 1972			*				11/06/08 7:56	bjl
Digestion - Hot Plate	M3050B ICP-MS							11/10/08 12:17	mjc
Sieve-2000 um (2.0mm)	ASA No.9, 15-4.2.2			*				11/08/08 9:56	bjl

Arizona license number: AZ0102

EE 2/10/09

** Please refer to Qualifier Reports for details.*

ACZ Laboratories, Inc.

2773 Downhill Drive Steamboat Springs, CO 80487 (800) 334-5493

Inorganic Analytical Results

FMI Gold & Copper - Sierrita
Project ID: OJ07R9
Sample ID: ST-SB06 220-240

ACZ Sample ID: ***L72871-12***
Date Sampled: *10/24/08 14:52*
Date Received: *11/05/08*
Sample Matrix: *Soil*

Metals Analysis

Parameter	EPA Method	Result	Qual	XQ	Units	MDL	PQL	Date	Analyst
Antimony, total (3050)	M6020 ICP-MS	0.2	B	*	mg/Kg	0.2	1	11/11/08 23:40	rac
Arsenic, total (3050)	M6020 ICP-MS	2.1		*	mg/Kg	0.3	1	11/11/08 23:40	rac
Barium, total (3050)	M6010B ICP	127		*	mg/Kg	0.3	2	11/12/08 0:24	aeh
Beryllium, total (3050)	M6010B ICP	0.5	B		mg/Kg	0.2	1	11/12/08 0:24	aeh
Cadmium, total (3050)	M6010B ICP		U		mg/Kg	0.5	2	11/12/08 0:24	aeh
Chromium, total (3050)	M6010B ICP	24			mg/Kg	1	5	11/12/08 0:24	aeh
Cobalt, total (3050)	M6010B ICP	15		*	mg/Kg	1	5	11/12/08 0:24	aeh
Copper, total (3050)	M6010B ICP	318		*	mg/Kg	1	5	11/12/08 0:24	aeh
Lead, total (3050)	M6020 ICP-MS N6	4.17		*	mg/Kg	0.05	0.3	11/11/08 23:40	rac
Manganese, total (3050)	M6010B ICP	369			mg/Kg	0.5	3	11/12/08 0:24	aeh
Mercury, total	M7471A CVAA		U		mg/Kg	0.04	0.2	11/18/08 11:58	pmc
Molybdenum, total (3050)	M6010B ICP	38		*	mg/Kg	1	5	11/12/08 0:24	aeh
Nickel, total (3050)	M6010B ICP	16			mg/Kg	1	5	11/12/08 0:24	aeh
Selenium, total (3050)	M6020 ICP-MS	1.18			mg/Kg	0.05	0.3	11/11/08 23:40	rac
Thallium, total (3050)	M6020 ICP-MS	0.34		*	mg/Kg	0.05	0.3	11/11/08 23:40	rac
Uranium, total (3050)	M6020 ICP-MS	4.53		*	mg/Kg	0.05	0.3	11/11/08 23:40	rac
Zinc, total (3050)	M6010B ICP	76		*	mg/Kg	1	5	11/12/08 0:24	aeh

Soil Analysis

Parameter	EPA Method	Result	Qual	XQ	Units	MDL	PQL	Date	Analyst
Solids, Percent	CLPSOW390, PART F, D-98	91.0		*	%	0.1	0.5	11/06/08 23:22	bjl

Soil Preparation

Parameter	EPA Method	Result	Qual	XQ	Units	MDL	PQL	Date	Analyst
Air Dry at 34 Degrees C	USDA No. 1, 1972			*				11/06/08 8:01	bjl
Digestion - Hot Plate	M3050B ICP-MS							11/10/08 12:35	mjc
Sieve-2000 um (2.0mm)	ASA No.9, 15-4.2.2			*				11/08/08 12:01	bjl

Arizona license number: AZ0102

EO 2/10/09

** Please refer to Qualifier Reports for details.*

ACZ Laboratories, Inc.

2773 Downhill Drive Steamboat Springs, CO 80487 (800) 334-5493

Inorganic Analytical Results

FMI Gold & Copper - Sierrita
Project ID: OJ07R9
Sample ID: ST-SB06 240-260

ACZ Sample ID: ***L72871-13***
Date Sampled: *10/25/08 10:12*
Date Received: *11/05/08*
Sample Matrix: *Soil*

Metals Analysis

Parameter	EPA Method	Result	Qual	XQ	Units	MDL	PQL	Date	Analyst
Antimony, total (3050)	M6020 ICP-MS	0.3	B	*	mg/Kg	0.2	1	11/11/08 23:46	rac
Arsenic, total (3050)	M6020 ICP-MS	1.9		*	mg/Kg	0.3	1	11/11/08 23:46	rac
Barium, total (3050)	M6010B ICP	137		*	mg/Kg	0.3	2	11/12/08 0:27	aeh
Beryllium, total (3050)	M6010B ICP	0.5	B		mg/Kg	0.2	1	11/12/08 0:27	aeh
Cadmium, total (3050)	M6010B ICP		U		mg/Kg	0.5	2	11/12/08 0:27	aeh
Chromium, total (3050)	M6010B ICP	34			mg/Kg	1	5	11/12/08 0:27	aeh
Cobalt, total (3050)	M6010B ICP	14		*	mg/Kg	1	5	11/12/08 0:27	aeh
Copper, total (3050)	M6010B ICP	230		*	mg/Kg	1	5	11/12/08 0:27	aeh
Lead, total (3050)	M6020 ICP-MS NG	4.30			mg/Kg	0.05	0.3	11/19/08 13:30	rac
Manganese, total (3050)	M6010B ICP	412			mg/Kg	0.5	3	11/12/08 0:27	aeh
Mercury, total	M7471A CVAA		U		mg/Kg	0.04	0.2	11/18/08 12:00	pmc
Molybdenum, total (3050)	M6010B ICP	32		*	mg/Kg	1	5	11/12/08 0:27	aeh
Nickel, total (3050)	M6010B ICP	22			mg/Kg	1	5	11/12/08 0:27	aeh
Selenium, total (3050)	M6020 ICP-MS	1.01			mg/Kg	0.05	0.3	11/11/08 23:46	rac
Thallium, total (3050)	M6020 ICP-MS	0.44		*	mg/Kg	0.05	0.3	11/11/08 23:46	rac
Uranium, total (3050)	M6020 ICP-MS	2.72		*	mg/Kg	0.05	0.3	11/11/08 23:46	rac
Zinc, total (3050)	M6010B ICP	73		*	mg/Kg	1	5	11/12/08 0:27	aeh

Soil Analysis

Parameter	EPA Method	Result	Qual	XQ	Units	MDL	PQL	Date	Analyst
Solids, Percent	CLPSOW390, PART F, D-98	88.8		*	%	0.1	0.5	11/07/08 0:28	bjl

Soil Preparation

Parameter	EPA Method	Result	Qual	XQ	Units	MDL	PQL	Date	Analyst
Air Dry at 34 Degrees C	USDA No. 1, 1972			*				11/06/08 8:07	bjl
Digestion - Hot Plate	M3050B ICP-MS							11/10/08 12:53	mjc
Sieve-2000 um (2.0mm)	ASA No.9, 15-4.2.2			*				11/08/08 14:07	bjl

Arizona license number: AZ0102

EL 2/10/09

** Please refer to Qualifier Reports for details.*

ACZ Laboratories, Inc.
2773 Downhill Drive Steamboat Springs, CO 80487 (800) 334-5493

Inorganic Analytical Results

FMI Gold & Copper - Sierrita
Project ID: OJ07R9
Sample ID: ST-SB06 260-280

ACZ Sample ID: ***L72871-14***
Date Sampled: *10/26/08 09:07*
Date Received: *11/05/08*
Sample Matrix: *Soil*

Metals Analysis

Parameter	EPA Method	Result	Qual	XQ	Units	MDL	PQL	Date	Analyst
Antimony, total (3050)	M6020 ICP-MS	0.3	B	*	mg/Kg	0.2	1	11/12/08 0:03	rac
Arsenic, total (3050)	M6020 ICP-MS	1.7		*	mg/Kg	0.3	1	11/12/08 0:03	rac
Barium, total (3050)	M6010B ICP	126		*	mg/Kg	0.3	2	11/12/08 0:31	aeh
Beryllium, total (3050)	M6010B ICP	0.5	B		mg/Kg	0.2	1	11/12/08 0:31	aeh
Cadmium, total (3050)	M6010B ICP		U		mg/Kg	0.5	2	11/12/08 0:31	aeh
Chromium, total (3050)	M6010B ICP	33			mg/Kg	1	5	11/12/08 0:31	aeh
Cobalt, total (3050)	M6010B ICP	14		*	mg/Kg	1	5	11/12/08 0:31	aeh
Copper, total (3050)	M6010B ICP	392		*	mg/Kg	1	5	11/12/08 0:31	aeh
Lead, total (3050)	M6020 ICP-MS NG	6.83		*	mg/Kg	0.05	0.3	11/12/08 0:03	rac
Manganese, total (3050)	M6010B ICP	386			mg/Kg	0.5	3	11/12/08 0:31	aeh
Mercury, total	M7471A CVAA		U		mg/Kg	0.04	0.2	11/18/08 12:03	pmc
Molybdenum, total (3050)	M6010B ICP	42		*	mg/Kg	1	5	11/12/08 0:31	aeh
Nickel, total (3050)	M6010B ICP	21			mg/Kg	1	5	11/12/08 0:31	aeh
Selenium, total (3050)	M6020 ICP-MS	1.13			mg/Kg	0.05	0.3	11/12/08 0:03	rac
Thallium, total (3050)	M6020 ICP-MS	0.42		*	mg/Kg	0.05	0.3	11/12/08 0:03	rac
Uranium, total (3050)	M6020 ICP-MS	2.94		*	mg/Kg	0.05	0.3	11/12/08 0:03	rac
Zinc, total (3050)	M6010B ICP	73		*	mg/Kg	1	5	11/12/08 0:31	aeh

Soil Analysis

Parameter	EPA Method	Result	Qual	XQ	Units	MDL	PQL	Date	Analyst
Solids, Percent	CLPSOW390, PART F, D-98	89.2		*	%	0.1	0.5	11/07/08 1:34	bjl

Soil Preparation

Parameter	EPA Method	Result	Qual	XQ	Units	MDL	PQL	Date	Analyst
Air Dry at 34 Degrees C	USDA No. 1, 1972			*				11/06/08 8:13	bjl
Digestion - Hot Plate	M3050B ICP-MS							11/10/08 13:11	mjc
Sieve-2000 um (2.0mm)	ASA No.9, 15-4.2.2			*				11/08/08 16:13	bjl

Arizona license number: AZ0102

EE 2/10/09

** Please refer to Qualifier Reports for details.*

ACZ Laboratories, Inc.

2773 Downhill Drive Steamboat Springs, CO 80487 (800) 334-5493

Inorganic Analytical Results

FMI Gold & Copper - Sierrita
Project ID: OJ07R9
Sample ID: ST-SB06 280-300

ACZ Sample ID: ***L72871-15***
Date Sampled: *10/28/08 09:47*
Date Received: *11/05/08*
Sample Matrix: *Soil*

Metals Analysis

Parameter	EPA Method	Result	Qual	XQ	Units	MDL	PQL	Date	Analyst
Antimony, total (3050)	M6020 ICP-MS		U	*	mg/Kg	0.2	1	11/12/08 0:09	rac
Arsenic, total (3050)	M6020 ICP-MS	1.5		*	mg/Kg	0.3	1	11/12/08 0:09	rac
Barium, total (3050)	M6010B ICP	171		*	mg/Kg	0.3	2	11/12/08 0:35	aeh
Beryllium, total (3050)	M6010B ICP	0.6	B		mg/Kg	0.2	1	11/12/08 0:35	aeh
Cadmium, total (3050)	M6010B ICP		U		mg/Kg	0.5	2	11/12/08 0:35	aeh
Chromium, total (3050)	M6010B ICP	49			mg/Kg	1	5	11/12/08 0:35	aeh
Cobalt, total (3050)	M6010B ICP	17		*	mg/Kg	1	5	11/12/08 0:35	aeh
Copper, total (3050)	M6010B ICP	280		*	mg/Kg	1	5	11/12/08 0:35	aeh
Lead, total (3050)	M6020 ICP-MS N6	7.50		*	mg/Kg	0.05	0.3	11/12/08 0:09	rac
Manganese, total (3050)	M6010B ICP	456			mg/Kg	0.5	3	11/12/08 0:35	aeh
Mercury, total	M7471A CVAA		U		mg/Kg	0.04	0.2	11/18/08 12:06	pmc
Molybdenum, total (3050)	M6010B ICP	42		*	mg/Kg	1	5	11/12/08 0:35	aeh
Nickel, total (3050)	M6010B ICP	31			mg/Kg	1	5	11/12/08 0:35	aeh
Selenium, total (3050)	M6020 ICP-MS	1.30			mg/Kg	0.05	0.3	11/12/08 0:09	rac
Thallium, total (3050)	M6020 ICP-MS	0.63		*	mg/Kg	0.05	0.3	11/12/08 0:09	rac
Uranium, total (3050)	M6020 ICP-MS	2.42		*	mg/Kg	0.05	0.3	11/12/08 0:09	rac
Zinc, total (3050)	M6010B ICP	91		*	mg/Kg	1	5	11/12/08 0:35	aeh

Soil Analysis

Parameter	EPA Method	Result	Qual	XQ	Units	MDL	PQL	Date	Analyst
Solids, Percent	CLPSOW390, PART F, D-98	89.7		*	%	0.1	0.5	11/07/08 2:41	bjl

Soil Preparation

Parameter	EPA Method	Result	Qual	XQ	Units	MDL	PQL	Date	Analyst
Air Dry at 34 Degrees C	USDA No. 1, 1972			*				11/06/08 8:18	bjl
Digestion - Hot Plate	M3050B ICP-MS							11/10/08 13:29	mjc
Sieve-2000 um (2.0mm)	ASA No.9, 15-4.2.2			*				11/08/08 18:18	bjl

Arizona license number: AZ0102

EQ 2/10/09

** Please refer to Qualifier Reports for details.*

ACZ Laboratories, Inc.

2773 Downhill Drive Steamboat Springs, CO 80487 (800) 334-5493

Inorganic Analytical Results

FMI Gold & Copper - Sierrita
Project ID: OJ07R9
Sample ID: ST-SB06 300-320

ACZ Sample ID: ***L72871-16***
Date Sampled: *10/28/08 13:52*
Date Received: *11/05/08*
Sample Matrix: *Soil*

Metals Analysis

Parameter	EPA Method	Result	Qual	XQ	Units	MDL	PQL	Date	Analyst
Antimony, total (3050)	M6020 ICP-MS ~~MZ~~ EE	0.3	B	*	mg/Kg	0.2	1	11/12/08 0:14	rac
Arsenic, total (3050)	M6020 ICP-MS ~~MZ~~ EE	3.2		*	mg/Kg	0.3	1	11/12/08 0:14	rac
Barium, total (3050)	M6010B ICP	78.5		*	mg/Kg	0.3	2	11/12/08 0:38	aeh
Beryllium, total (3050)	M6010B ICP	0.7	B		mg/Kg	0.2	1	11/12/08 0:38	aeh
Cadmium, total (3050)	M6010B ICP		U		mg/Kg	0.5	2	11/12/08 0:38	aeh
Chromium, total (3050)	M6010B ICP	9			mg/Kg	1	5	11/12/08 0:38	aeh
Cobalt, total (3050)	M6010B ICP	5		*	mg/Kg	1	5	11/12/08 0:38	aeh
Copper, total (3050)	M6010B ICP	223		*	mg/Kg	1	5	11/12/08 0:38	aeh
Lead, total (3050)	M6020 ICP-MS N6	9.16		*	mg/Kg	0.05	0.3	11/12/08 0:14	rac
Manganese, total (3050)	M6010B ICP	212			mg/Kg	0.5	3	11/12/08 0:38	aeh
Mercury, total	M7471A CVAA		U		mg/Kg	0.04	0.2	11/18/08 12:13	pmc
Molybdenum, total (3050)	M6010B ICP	12		*	mg/Kg	1	5	11/12/08 0:38	aeh
Nickel, total (3050)	M6010B ICP	6			mg/Kg	1	5	11/12/08 0:38	aeh
Selenium, total (3050)	M6020 ICP-MS	0.26	B		mg/Kg	0.05	0.3	11/12/08 0:14	rac
Thallium, total (3050)	M6020 ICP-MS	0.15	B	*	mg/Kg	0.05	0.3	11/12/08 0:14	rac
Uranium, total (3050)	M6020 ICP-MS	1.08		*	mg/Kg	0.05	0.3	11/12/08 0:14	rac
Zinc, total (3050)	M6010B ICP	48		*	mg/Kg	1	5	11/12/08 0:38	aeh

Soil Analysis

Parameter	EPA Method	Result	Qual	XQ	Units	MDL	PQL	Date	Analyst
Solids, Percent	CLPSOW390, PART F, D-98	78.4		*	%	0.1	0.5	11/07/08 3:47	bjl

Soil Preparation

Parameter	EPA Method	Result	Qual	XQ	Units	MDL	PQL	Date	Analyst
Air Dry at 34 Degrees C	USDA No. 1, 1972			*				11/06/08 8:24	bjl
Digestion - Hot Plate	M3050B ICP-MS							11/10/08 13:47	mjc
Sieve-2000 um (2.0mm)	ASA No.9, 15-4.2.2			*				11/08/08 20:24	bjl

Arizona license number: AZ0102

EE 2/10/09

** Please refer to Qualifier Reports for details.*

ACZ Laboratories, Inc.

2773 Downhill Drive Steamboat Springs, CO 80487 (800) 334-5493

Inorganic Analytical Results

FMI Gold & Copper - Sierrita
Project ID: OJ07R9
Sample ID: ST-SB06 300-320 D

ACZ Sample ID: ***L72871-17***
Date Sampled: *10/28/08 13:52*
Date Received: *11/05/08*
Sample Matrix: *Soil*

Metals Analysis

Parameter	EPA Method	Result	Qual	XQ	Units	MDL	PQL	Date	Analyst
Antimony, total (3050)	M6020 ICP-MS	0.3	B	*	mg/Kg	0.2	1	11/12/08 0:20	rac
Arsenic, total (3050)	M6020 ICP-MS	2.9		*	mg/Kg	0.3	1	11/12/08 0:20	rac
Barium, total (3050)	M6010B ICP	52.6		*	mg/Kg	0.3	2	11/12/08 0:42	aeh
Beryllium, total (3050)	M6010B ICP	0.6	B		mg/Kg	0.2	1	11/12/08 0:42	aeh
Cadmium, total (3050)	M6010B ICP		U		mg/Kg	0.5	2	11/12/08 0:42	aeh
Chromium, total (3050)	M6010B ICP	9			mg/Kg	1	5	11/12/08 0:42	aeh
Cobalt, total (3050)	M6010B ICP	6		*	mg/Kg	1	5	11/12/08 0:42	aeh
Copper, total (3050)	M6010B ICP	223		*	mg/Kg	1	5	11/12/08 0:42	aeh
Lead, total (3050)	M6020 ICP-MS N6	9.05		*	mg/Kg	0.05	0.3	11/12/08 0:20	rac
Manganese, total (3050)	M6010B ICP	227			mg/Kg	0.5	3	11/12/08 0:42	aeh
Mercury, total	M7471A CVAA		U		mg/Kg	0.04	0.2	11/18/08 12:15	pmc
Molybdenum, total (3050)	M6010B ICP	11		*	mg/Kg	1	5	11/12/08 0:42	aeh
Nickel, total (3050)	M6010B ICP	6			mg/Kg	1	5	11/12/08 0:42	aeh
Selenium, total (3050)	M6020 ICP-MS	0.22	B		mg/Kg	0.05	0.3	11/12/08 0:20	rac
Thallium, total (3050)	M6020 ICP-MS	0.14	B	*	mg/Kg	0.05	0.3	11/12/08 0:20	rac
Uranium, total (3050)	M6020 ICP-MS	1.04		*	mg/Kg	0.05	0.3	11/12/08 0:20	rac
Zinc, total (3050)	M6010B ICP	41		*	mg/Kg	1	5	11/12/08 0:42	aeh

Soil Analysis

Parameter	EPA Method	Result	Qual	XQ	Units	MDL	PQL	Date	Analyst
Solids, Percent	CLPSOW390, PART F, D-98	90.3		*	%	0.1	0.5	11/07/08 4:53	bjl

Soil Preparation

Parameter	EPA Method	Result	Qual	XQ	Units	MDL	PQL	Date	Analyst
Air Dry at 34 Degrees C	USDA No. 1, 1972			*				11/06/08 8:30	bjl
Digestion - Hot Plate	M3050B ICP-MS							11/10/08 14:05	mjc
Sieve-2000 um (2.0mm)	ASA No.9, 15-4.2.2			*				11/08/08 22:30	bjl

Arizona license number: AZ0102

EQ 2/10/09

** Please refer to Qualifier Reports for details.*

ACZ Laboratories, Inc.

2773 Downhill Drive Steamboat Springs, CO 80487 (800) 334-5493

Inorganic Analytical Results

FMI Gold & Copper - Sierrita
Project ID: OJ07R9
Sample ID: ST-SB06 260-280 MSD

ACZ Sample ID: ***L72871-18***
Date Sampled: *10/26/08 09:07*
Date Received: *11/05/08*
Sample Matrix: *Soil*

Metals Analysis

Parameter	EPA Method	Result	Qual	XQ	Units	MDL	PQL	Date	Analyst
Antimony, total (3050)	M6020 ICP-MS M2	0.2	B	*	mg/Kg	0.2	1	11/12/08 0:26	rac
Arsenic, total (3050)	M6020 ICP-MS M2	2.0		*	mg/Kg	0.3	1	11/12/08 0:26	rac
Barium, total (3050)	M6010B ICP	117		*	mg/Kg	0.3	2	11/12/08 0:45	aeh
Beryllium, total (3050)	M6010B ICP	0.5	B		mg/Kg	0.2	1	11/12/08 0:45	aeh
Cadmium, total (3050)	M6010B ICP		U		mg/Kg	0.5	2	11/12/08 0:45	aeh
Chromium, total (3050)	M6010B ICP	30			mg/Kg	1	5	11/12/08 0:45	aeh
Cobalt, total (3050)	M6010B ICP	14		*	mg/Kg	1	5	11/12/08 0:45	aeh
Copper, total (3050)	M6010B ICP	372		*	mg/Kg	1	5	11/12/08 0:45	aeh
Lead, total (3050)	M6020 ICP-MS N6	6.12		*	mg/Kg	0.05	0.3	11/12/08 0:26	rac
Manganese, total (3050)	M6010B ICP	374			mg/Kg	0.5	3	11/12/08 0:45	aeh
Mercury, total	M7471A CVAA		U		mg/Kg	0.04	0.2	11/18/08 12:17	pmc
Molybdenum, total (3050)	M6010B ICP	66		*	mg/Kg	1	5	11/12/08 0:45	aeh
Nickel, total (3050)	M6010B ICP	20			mg/Kg	1	5	11/12/08 0:45	aeh
Selenium, total (3050)	M6020 ICP-MS	1.26			mg/Kg	0.05	0.3	11/12/08 0:26	rac
Thallium, total (3050)	M6020 ICP-MS	0.39		*	mg/Kg	0.05	0.3	11/12/08 0:26	rac
Uranium, total (3050)	M6020 ICP-MS	2.52		*	mg/Kg	0.05	0.3	11/12/08 0:26	rac
Zinc, total (3050)	M6010B ICP	68		*	mg/Kg	1	5	11/12/08 0:45	aeh

Soil Analysis

Parameter	EPA Method	Result	Qual	XQ	Units	MDL	PQL	Date	Analyst
Solids, Percent	CLPSOW390, PART F, D-98	95.6		*	%	0.1	0.5	11/07/08 6:00	bjl

Soil Preparation

Parameter	EPA Method	Result	Qual	XQ	Units	MDL	PQL	Date	Analyst
Air Dry at 34 Degrees C	USDA No. 1, 1972			*				11/06/08 8:35	bjl
Digestion - Hot Plate	M3050B ICP-MS							11/10/08 14:23	mjc
Sieve-2000 um (2.0mm)	ASA No.9, 15-4.2.2			*				11/09/08 0:35	bjl

Arizona license number: AZ0102

EE 2/10/09

REPIN.02.06.05.01

** Please refer to Qualifier Reports for details.*

SIERRITA
DATA REVIEW SUMMARY

Data Package Number: L73011 Sampling Event: August 1st, 4th, & 12th, 2008

Sample-specific Parameter Review? **Yes** Laboratory Performance Parameters? **No**

Data Reviewer: Liz Kraak Date Completed: 02/10/09

Peer Reviewer: Geoff Webb Date Completed: 02/10/09

This report summarizes the verification of analytical data for 4 soil samples. The soil samples were analyzed for total metals by methods M6020, M6010B, and M7471A. ACZ Laboratories, Inc. of Steamboat Springs, Colorado performed the analyses. ACZ operates under laboratory licensure number AZ0102.

The data review was conducted in accordance with the criteria specified in the Draft Addendum – Quality Assurance Project Plan Sierrita Mine Green Valley, Arizona (April 2008). Independent review flags were assigned as required by Appendix E in the QAPP. The table below summarizes the samples and analyses presented in these data packages.

Field ID	Sample Type	Lab ID	Matrix	Analyses	
				Total Metals[1]	Hexavalent Chromium
EM-JS-02-1-3	SA	L73011-01	S	X	---
CS-JS-01-0-1	SA	L73011-02	S	---	X^m
CS-JS-02-10-11	SA	L73011-03	S	X^m	---
EM-JS-08-5-7	SA	L73011-04	S	---	X

Matrix: S = Soil QC Type: SA = Sample

X^m – Matrix spike and/or matrix spike duplicate recovery.

[1] Total metals analysis included total lead only.

Note: This report comprises the additional analyses of the samples discussed and evaluated in L70948.

General Overall Assessment (Flags applied per ADEQ data qualifying process and QAPP guidance):

_X_ Data are usable without qualification.

____ Data are usable with qualification (noted below).

____ Some or all data are unusable for any purpose (detailed below).

Case Narrative Summary: Except as noted below, any of the issues noted in the laboratory case narrative potentially affecting data quality are addressed in the appropriate sections in the table below.

Review Parameter	Criteria Met?	Comments
Sample-specific Parameters	Complete with "Yes", "No", or "Not Applicable (N/A)".	For each "No" response, list what was out, associated acceptance limits, all qualified data, and bias direction or reference associated table with pertinent details.
COC & Sample Receipt	Yes	Samples were received intact and the cooler temperature was 3.5°C upon arrival at the laboratory, which met the criterion of ≤6°C. Qualification of data was not necessary. The percent solid is performed on the soil samples as received and this percent solid is reported on the result form. For the metals analysis, the soil samples are dried prior to sample preparation. Another percent solid is performed on the air dried sample to use as a correction factor for the sample result after analysis. This correction factor is also applied to the MDL and RL, but because the percent solid is performed on the air dried sample this correction factor is small. Therefore, the MDL and RLs are the same from sample to sample. The sample and results are reported on a dry weight basis. Samples were not air dried for the mercury analysis. The mercury samples were prepared as received and dry weight corrected.
Holding Times	Yes	All samples were analyzed within holding time requirements. Data qualification was not required.
Method Blanks Calibration Blanks	Yes	Target analytes were not detected in the method blanks or continuing calibration blanks. Data qualification was not required.
Matrix QC • MS/MSD CS-JS-01-0-1 (Hexavalent Chromium) CS-JS-02-10-11 (Total Lead) • LD EM-JS-02-1-3 (Total Lead)	Yes	The recoveries and RPDs for the matrix spike (MS) and matrix spike duplicate (MSD) analyses were within the laboratory-determined acceptance range. The agreement between parent sample results and the lab duplicate sample results was evaluated for percent solids. All of the results met the evaluation criteria.
Method QC • Serial Dilution N/A • Internal Standards	N/A	
	Yes	**Internal Standards** All internal standards were within the laboratory-determined acceptance limits. Data qualification was not required.
Field QC • Rinsate Blank N/A • Field Duplicate N/A • Field Blank N/A	N/A	A field duplicate sample was not collected with this sampling event.
Laboratory Control Sample/ Laboratory Control Sample Duplicate (LCS/LCSD)	Yes	All LCS and LCSD percent recoveries and RPDs were within laboratory-determined acceptance limits. Data qualification was not required.
Elevated RLs without associated non-detect results	Yes	
Package Completeness	Yes	
Other Parameters	Yes	

ACZ Laboratories, Inc.
2773 Downhill Drive Steamboat Springs, CO 80487 (800) 334-5493

Inorganic Analytical Results

FMI Gold & Copper - Sierrita
Project ID: OJ07R9
Sample ID: EM-JS-02-1-3

ACZ Sample ID: ***L73011-01***
Date Sampled: *08/01/08 09:17*
Date Received: *11/12/08*
Sample Matrix: *Soil*

Inorganic Prep

Parameter	EPA Method	Result	Qual	XQ	Units	MDL	PQL	Date	Analyst
Total Hot Plate Digestion	M3010A ICP							11/19/08 18:56	jws

Metals Analysis

Parameter	EPA Method	Result	Qual	XQ	Units	MDL	PQL	Date	Analyst
Lead (1312)	M6010B ICP		U	*	mg/L	0.04	0.2	11/25/08 13:39	aeh

Soil Preparation

Parameter	EPA Method	Result	Qual	XQ	Units	MDL	PQL	Date	Analyst
Synthetic Precip. Leaching Procedure	M1312							11/14/08 15:24	brd

Note: This report is for additional analysis of the sample previously reported as ACZ project L70948-04.

Arizona license number: AZ0102

EE 2/10/09

** Please refer to Qualifier Reports for details.*

ACZ Laboratories, Inc.
2773 Downhill Drive Steamboat Springs, CO 80487 (800) 334-5493

Inorganic Analytical Results

FMI Gold & Copper - Sierrita
Project ID: OJ07R9
Sample ID: CS-JS-01-0-1

ACZ Sample ID: ***L73011-02***
Date Sampled: *08/04/08 11:38*
Date Received: *11/12/08*
Sample Matrix: *Soil*

Soil Preparation

Parameter	EPA Method	Result	Qual	XQ	Units	MDL	PQL	Date	Analyst
Digestion - Alkaline	M3060A			*				11/19/08 17:15	brd/lwt

Wet Chemistry

Parameter	EPA Method	Result	Qual	XQ	Units	MDL	PQL	Date	Analyst
Chromium, Hexavalent (3060)	M7196A		U	*	mg/Kg	1	4	11/25/08 12:30	jlf

Note: This report is for additional analysis of the sample previously reported as ACZ project L70949-06.

Arizona license number: AZ0102

EE 2/10/09

ACZ Laboratories, Inc.
2773 Downhill Drive Steamboat Springs, CO 80487 (800) 334-5493

Inorganic Analytical Results

FMI Gold & Copper - Sierrita
Project ID: OJ07R9
Sample ID: CS-JS-02-10-11

ACZ Sample ID: ***L73011-03***
Date Sampled: *08/04/08 14:33*
Date Received: *11/12/08*
Sample Matrix: *Soil*

Inorganic Prep

Parameter	EPA Method	Result	Qual	XQ	Units	MDL	PQL	Date	Analyst
Total Hot Plate Digestion	M3010A ICP							11/19/08 21:38	jws

Metals Analysis

Parameter	EPA Method	Result	Qual	XQ	Units	MDL	PQL	Date	Analyst
Lead (1312)	M6010B ICP		U	*	mg/L	0.04	0.2	11/25/08 13:46	aeh

Soil Preparation

Parameter	EPA Method	Result	Qual	XQ	Units	MDL	PQL	Date	Analyst
Synthetic Precip. Leaching Procedure	M1312							11/15/08 2:12	brd

Note: This report is for additional analysis of the sample previously reported as ACZ project L70949-13.

Arizona license number: AZ0102

EE 2/10/09

** Please refer to Qualifier Reports for details.*

ACZ Laboratories, Inc.
2773 Downhill Drive Steamboat Springs, CO 80487 (800) 334-5493

Inorganic Analytical Results

FMI Gold & Copper - Sierrita
Project ID: OJ07R9
Sample ID: EM-JS-08-5-7

ACZ Sample ID: ***L73011-04***
Date Sampled: *08/12/08 13:33*
Date Received: *11/12/08*
Sample Matrix: *Soil*

Soil Preparation

Parameter	EPA Method	Result	Qual	XQ	Units	MDL	PQL	Date	Analyst
Digestion - Alkaline	M3060A			*				11/20/08 10:49	brd/lwt

Wet Chemistry

Parameter	EPA Method	Result	Qual	XQ	Units	MDL	PQL	Date	Analyst
Chromium, Hexavalent (3060)	M7196A		U	*	mg/Kg	2	9	11/25/08 12:46	jlf

Note: This report is for additional analysis of the sample previously reported as ACZ project L71134-16.

Arizona license number: AZ0102

EE 2/10/09

** Please refer to Qualifier Reports for details.*

SIERRITA
DATA REVIEW SUMMARY

Data Package Number: L73087

Sampling Event: September 18th, October 3rd, & October 6th, 2008

Sample-specific Parameter Review? **Yes** Laboratory Performance Parameters? **No**

Data Reviewer: Liz Kraak Date Completed: 02/10/09

Peer Reviewer: Geoff Webb Date Completed: 02/10/09

This report summarizes the verification of analytical data for 3 soil field duplicate samples. The soil samples were analyzed for total metals by methods M6020, M6010B, and M7471A. ACZ Laboratories, Inc. of Steamboat Springs, Colorado performed the analyses. ACZ operates under laboratory licensure number AZ0102.

The data review was conducted in accordance with the criteria specified in the Draft Addendum – Quality Assurance Project Plan Sierrita Mine Green Valley, Arizona (April 2008). Independent review flags were assigned as required by Appendix E in the QAPP. The table below summarizes the samples and analyses presented in these data packages.

Field ID	Sample Type	Lab ID	Matrix	Analyses
				Total Metals
ST-SB03 160-180 DUP	FD	L73087-01	S	X^m
ST-SB04 100-120 DUP	FD	L73087-02	S	X
ET-SB02 60-80 DUP	FD	L73087-03	S	X

Matrix: S = Soil QC Type: SA = Sample

X^m – Matrix spike and/or matrix spike duplicate recovery.

General Overall Assessment (Flags applied per ADEQ data qualifying process and QAPP guidance):

_____ Data are usable without qualification.

_X_ Data are usable with qualification (noted below).

_____ Some or all data are unusable for any purpose (detailed below).

Case Narrative Summary: Except as noted below, any of the issues noted in the laboratory case narrative potentially affecting data quality are addressed in the appropriate sections in the table below. Results reported between the MDL and RL were flagged with a B by the laboratory. No additional qualifiers were added during data review for those results reported between the MDL and RL.

Review Parameter	Criteria Met?	Comments
Sample-specific Parameters	Complete with "Yes", "No", or "Not Applicable (N/A)".	For each "No" response, list what was out, associated acceptance limits, all qualified data, and bias direction or reference associated table with pertinent details.
COC & Sample Receipt	Yes	Samples were received intact and the cooler temperature was 2.5°C upon arrival at the laboratory, which met the criterion of ≤6°C. Qualification of data was not necessary. The percent solid is performed on the soil samples as received and this percent solid is reported on the result form. For the metals analysis, the soil samples are dried prior to sample preparation. Another percent solid is performed on the air dried sample to use as a correction factor for the sample result after analysis. This correction factor is also applied to the MDL and RL, but because the percent solid is performed on the air dried sample this correction factor is small. Therefore, the MDL and RLs are the same from sample to sample. The sample and results are reported on a dry weight basis. Samples were not air dried for the mercury analysis. The mercury samples were prepared as received and dry weight corrected.
Holding Times	No	With the exception of total mercury, all samples were analyzed within holding time requirements. The total mercury results for all samples were analyzed past the 28 day holding time limit. Therefore, all total mercury results for all samples were qualified as estimated (H1).
Method Blanks Calibration Blanks	Yes	Target analytes were not detected in the method blanks or continuing calibration blanks. Data qualification was not required.
Matrix QC • MS/MSD ST-SB03 160-180 DUP (Total Barium, Total Beryllium, Total Cadmium, Total Chromium, Total Cobalt, Total Copper, Total Manganese, Total Molybdenum, Total Nickel, Total Zinc) • LD ET-SB02 60-80 DUP (Percent Solids)	No	With the exceptions noted in Table 1 below, the recoveries and RPDs for the matrix spike (MS) and matrix spike duplicate (MSD) analyses were within the laboratory-determined acceptance range. Results in the native sample greater than four times the concentration of the spike added during digestions are not considered to be a representative measure of accuracy. Further action or qualification of data was not considered necessary. The agreement between parent sample results and the lab duplicate sample results was evaluated for percent solids. All of the results met the evaluation criteria.
Method QC • Serial Dilution N/A • Internal Standards	N/A	
	Yes	**Internal Standards** All internal standards were within the laboratory-determined acceptance limits. Data qualification was not required.
Field QC • Rinsate Blank N/A • Field Duplicate ST-SB03 160-180 DUP ST-SB04 100-120 DUP ET-SB02 60-80 DUP • Field Blank N/A	Yes	The field duplicate samples, ST-SB03 160-180 DUP, ST-SB04 100-120 DUP, and ET-SB02 60-80 DUP, are associated with samples collected in data packages L72397, L72397, and L72198, respectively. All field duplicate pairs met the applicable evaluation criteria. Data qualification was not required.
Laboratory Control Sample/ Laboratory Control Sample Duplicate (LCS/LCSD)	Yes	All LCS and LCSD percent recoveries and RPDs were within laboratory-determined acceptance limits. Data qualification was not required.
Elevated RLs without associated non-detect results	Yes	
Package Completeness	Yes	

Review Parameter	Criteria Met?	Comments
Other Parameters	Yes	

Table 1: MS/MSD Recovery Outliers and Resultant Qualification

Sample	Analyte	%Rs (Limits)	RPD (Limit)	Qualification
ST-SB03 160-180 DUP	Total Molybdenum	**43.6**/ **-6.5** (75-125)	**25.47** (20)	As the potential bias was considered to be low, the total molybdenum result for the associated parent sample was flagged with a M2. As the total molybdenum RPD was not within acceptance limits, the total molybdenum result was also flagged with an R8.
	Total Zinc	**73.5**/ **50.1** (75-125)	11.22 (20)	As the potential bias was considered to be low, the total zinc result for the associated parent sample was flagged with a M2.

%R = Percent Recovery

M2 = Matrix spike recovery was low; the associated blank spike recovery was acceptable.

R8 = Sample RPD exceeded the method acceptance criteria.

RPD = Relative Percent Difference

ACZ Laboratories, Inc.

2773 Downhill Drive Steamboat Springs, CO 80487 (800) 334-5493

Inorganic Analytical Results

FMI Gold & Copper - Sierrita
Project ID: OJ07R9
Sample ID: ST-SB03 160-180 DUP
L72397-17

ACZ Sample ID: ***L73087-01***
Date Sampled: *10/03/08 11:47*
Date Received: *11/17/08*
Sample Matrix: *Soil*

Metals Analysis

Parameter	EPA Method	Result	Qual	XQ	Units	MDL	PQL	Date	Analyst
Antimony, total (3050)	M6020 ICP-MS	0.3	B	*	mg/Kg	0.2	1	11/26/08 19:48	erf
Arsenic, total (3050)	M6020 ICP-MS	2.2		*	mg/Kg	0.3	1	11/26/08 19:48	erf
Barium, total (3050)	M6010B ICP	128		*	mg/Kg	0.3	2	11/26/08 23:02	ear
Beryllium, total (3050)	M6010B ICP	0.4	B		mg/Kg	0.2	1	11/26/08 23:02	ear
Cadmium, total (3050)	M6010B ICP		U		mg/Kg	0.5	2	11/26/08 23:02	ear
Chromium, total (3050)	M6010B ICP	11			mg/Kg	1	5	11/26/08 23:02	ear
Cobalt, total (3050)	M6010B ICP	11		*	mg/Kg	1	5	11/26/08 23:02	ear
Copper, total (3050)	M6010B ICP	457		*	mg/Kg	1	5	11/26/08 23:02	ear
Lead, total (3050)	M6020 ICP-MS	11.80		*	mg/Kg	0.05	0.3	11/26/08 19:48	erf
Manganese, total (3050)	M6010B ICP	332		*	mg/Kg	0.5	3	11/26/08 23:02	ear
Mercury, total	M7471A CVAA HI		UH	*	mg/Kg	0.04	0.2	11/21/08 9:35	pmc
Molybdenum, total (3050)	M6010B ICP MZ, R8	90		*	mg/Kg	1	5	11/26/08 23:02	ear
Nickel, total (3050)	M6010B ICP	7			mg/Kg	1	5	11/26/08 23:02	ear
Selenium, total (3050)	M6020 ICP-MS	1.06			mg/Kg	0.05	0.3	11/26/08 19:48	erf
Thallium, total (3050)	M6020 ICP-MS	0.32		*	mg/Kg	0.05	0.3	11/26/08 19:48	erf
Uranium, total (3050)	M6020 ICP-MS	4.73		*	mg/Kg	0.05	0.3	11/26/08 19:48	erf
Zinc, total (3050)	M6010B ICP MZ	74		*	mg/Kg	1	5	11/26/08 23:02	ear

Soil Analysis

Parameter	EPA Method	Result	Qual	XQ	Units	MDL	PQL	Date	Analyst
Solids, Percent	CLPSOW390, PART F, D-98	92.8		*	%	0.1	0.5	11/18/08 21:15	brd

Soil Preparation

Parameter	EPA Method	Result	Qual	XQ	Units	MDL	PQL	Date	Analyst
Air Dry at 34 Degrees C	USDA No. 1, 1972			*				11/18/08 13:00	brd
Digestion - Hot Plate	M3050B ICP-MS							11/25/08 9:32	lwt
Sieve-2000 um (2.0mm)	ASA No.9, 15-4.2.2			*				11/19/08 7:45	mjc

Arizona license number: AZ0102

EQ 2/10/09

** Please refer to Qualifier Reports for details.*

ACZ Laboratories, Inc.

2773 Downhill Drive Steamboat Springs, CO 80487 (800) 334-5493

Inorganic Analytical Results

FMI Gold & Copper - Sierrita
Project ID: OJ07R9
Sample ID: ST-SB04 100-120 DUP
L72397-07

ACZ Sample ID: ***L73087-02***
Date Sampled: *10/06/08 08:37*
Date Received: *11/17/08*
Sample Matrix: *Soil*

Metals Analysis

Parameter	EPA Method	Result	Qual	XQ	Units	MDL	PQL	Date	Analyst
Antimony, total (3050)	M6020 ICP-MS	0.4	B	*	mg/Kg	0.2	1	11/26/08 19:59	erf
Arsenic, total (3050)	M6020 ICP-MS	4.1		*	mg/Kg	0.3	1	11/26/08 19:59	erf
Barium, total (3050)	M6010B ICP	77.7		*	mg/Kg	0.3	2	11/26/08 23:22	ear
Beryllium, total (3050)	M6010B ICP	0.7	B		mg/Kg	0.2	1	11/26/08 23:22	ear
Cadmium, total (3050)	M6010B ICP		U		mg/Kg	0.5	2	11/26/08 23:22	ear
Chromium, total (3050)	M6010B ICP	8			mg/Kg	1	5	11/26/08 23:22	ear
Cobalt, total (3050)	M6010B ICP	8		*	mg/Kg	1	5	11/26/08 23:22	ear
Copper, total (3050)	M6010B ICP	482		*	mg/Kg	1	5	11/26/08 23:22	ear
Lead, total (3050)	M6020 ICP-MS	13.20		*	mg/Kg	0.05	0.3	11/26/08 19:59	erf
Manganese, total (3050)	M6010B ICP	438		*	mg/Kg	0.5	3	11/26/08 23:22	ear
Mercury, total	M7471A CVAA HI		UH	*	mg/Kg	0.04	0.2	11/21/08 9:37	pmc
Molybdenum, total (3050)	M6010B ICP	75		*	mg/Kg	1	5	11/26/08 23:22	ear
Nickel, total (3050)	M6010B ICP	3	B		mg/Kg	1	5	11/26/08 23:22	ear
Selenium, total (3050)	M6020 ICP-MS	1.10			mg/Kg	0.05	0.3	11/26/08 19:59	erf
Thallium, total (3050)	M6020 ICP-MS	0.19	B	*	mg/Kg	0.05	0.3	11/26/08 19:59	erf
Uranium, total (3050)	M6020 ICP-MS	6.14		*	mg/Kg	0.05	0.3	11/26/08 19:59	erf
Zinc, total (3050)	M6010B ICP	93		*	mg/Kg	1	5	11/26/08 23:22	ear

Soil Analysis

Parameter	EPA Method	Result	Qual	XQ	Units	MDL	PQL	Date	Analyst
Solids, Percent	CLPSOW390, PART F, D-98	95.8		*	%	0.1	0.5	11/19/08 5:30	brd

Soil Preparation

Parameter	EPA Method	Result	Qual	XQ	Units	MDL	PQL	Date	Analyst
Air Dry at 34 Degrees C	USDA No. 1, 1972			*				11/18/08 13:20	brd
Digestion - Hot Plate	M3050B ICP-MS							11/25/08 10:34	lwt
Sieve-2000 um (2.0mm)	ASA No.9, 15-4.2.2			*				11/19/08 7:52	mjc

Arizona license number: AZ0102

EE 2/10/09

** Please refer to Qualifier Reports for details.*

ACZ Laboratories, Inc.

2773 Downhill Drive Steamboat Springs, CO 80487 (800) 334-5493

Inorganic Analytical Results

FMI Gold & Copper - Sierrita
Project ID: OJ07R9
Sample ID: ET-SB02 60-80 DUP
L72198-10

ACZ Sample ID: ***L73087-03***
Date Sampled: *09/18/08 15:42*
Date Received: *11/17/08*
Sample Matrix: *Soil*

Metals Analysis

Parameter	EPA Method	Result	Qual	XQ	Units	MDL	PQL	Date	Analyst
Antimony, total (3050)	M6020 ICP-MS	0.5	B	*	mg/Kg	0.2	1	11/26/08 20:03	erf
Arsenic, total (3050)	M6020 ICP-MS	4.8		*	mg/Kg	0.3	1	11/26/08 20:03	erf
Barium, total (3050)	M6010B ICP	74.7		*	mg/Kg	0.3	2	11/26/08 23:26	ear
Beryllium, total (3050)	M6010B ICP	0.5	B		mg/Kg	0.2	1	11/26/08 23:26	ear
Cadmium, total (3050)	M6010B ICP		U		mg/Kg	0.5	2	11/26/08 23:26	ear
Chromium, total (3050)	M6010B ICP	11			mg/Kg	1	5	11/26/08 23:26	ear
Cobalt, total (3050)	M6010B ICP	4	B	*	mg/Kg	1	5	11/26/08 23:26	ear
Copper, total (3050)	M6010B ICP	392		*	mg/Kg	1	5	11/26/08 23:26	ear
Lead, total (3050)	M6020 ICP-MS	40.30		*	mg/Kg	0.05	0.3	11/26/08 20:03	erf
Manganese, total (3050)	M6010B ICP	304		*	mg/Kg	0.5	3	11/26/08 23:26	ear
Mercury, total	M7471A CVAA HI		UH	*	mg/Kg	0.04	0.2	11/21/08 9:40	pmc
Molybdenum, total (3050)	M6010B ICP	28		*	mg/Kg	1	5	11/26/08 23:26	ear
Nickel, total (3050)	M6010B ICP	29			mg/Kg	1	5	11/26/08 23:26	ear
Selenium, total (3050)	M6020 ICP-MS	0.29	B		mg/Kg	0.05	0.3	11/26/08 20:03	erf
Thallium, total (3050)	M6020 ICP-MS	0.13	B	*	mg/Kg	0.05	0.3	11/26/08 20:03	erf
Uranium, total (3050)	M6020 ICP-MS	1.45		*	mg/Kg	0.05	0.3	11/26/08 20:03	erf
Zinc, total (3050)	M6010B ICP	58		*	mg/Kg	1	5	11/26/08 23:26	ear

Soil Analysis

Parameter	EPA Method	Result	Qual	XQ	Units	MDL	PQL	Date	Analyst
Solids, Percent	CLPSOW390, PART F, D-98	94.7		*	%	0.1	0.5	11/19/08 13:45	brd

Soil Preparation

Parameter	EPA Method	Result	Qual	XQ	Units	MDL	PQL	Date	Analyst
Air Dry at 34 Degrees C	USDA No. 1, 1972			*				11/18/08 13:40	brd
Digestion - Hot Plate	M3050B ICP-MS							11/25/08 10:55	lwt
Sieve-2000 um (2.0mm)	ASA No.9, 15-4.2.2			*				11/19/08 8:00	mjc

Arizona license number: AZ0102

EP 2/10/09

** Please refer to Qualifier Reports for details.*

Appendix D

Level IV Data Validation Reports

Appendix D
Level IV Validation Reports
FMI Sierrita Voluntary Remediation Program
(Click On Sample Number or Laboratory ID In Index To Connect To Validation Report)

ACZ Project No.	Sample No.	ACZ Lab ID	Site Location	Additional Analysis
L70791	CP-Q09-0-1	L70791-01	CLEAR Plant	
	CP-Q09-1-3	L70791-02	CLEAR Plant	
	CP-SD-07-0-1.5	L70791-03	CLEAR Plant	
	CP-SD-07-1.5-3.0	L70791-04	CLEAR Plant	
	CP-P12-0-1	L70791-05	CLEAR Plant	
	CP-P12-1-3	L70791-06	CLEAR Plant	
	CP-SD-08-0-1.5	L70791-07	CLEAR Plant	
	CP-SD-08-1.5-3.0	L70791-08	CLEAR Plant	
	CP-SD-10-0-1.5	L70791-09	CLEAR Plant	
	CP-SD-10-1.5-3.0	L70791-10	CLEAR Plant	
	CP-SD-09-0-1.5	L70791-11	CLEAR Plant	
	CP-SD-09-1.5-3.0	L70791-12	CLEAR Plant	
	OD-SD-01-0-1.5	L70791-13	Old D Pond	
	OD-SD-01-1.5-3.0	L70791-14	Old D Pond	
	OD-SD-02-0-1.5	L70791-15	Old D Pond	
	OD-SD-02-1.5-3.0	L70791-16	Old D Pond	
	OD-SD-04-0-1.5	L70791-17	Old D Pond	
	OD-SD-04-1.5-3.0	L70791-18	Old D Pond	
	OD-SD-03-0-1.5	L70791-19	Old D Pond	
	OD-SD-03-1.5-3.0	L70791-20	Old D Pond	
L71134	RP-JS-02-0-1	L71134-01	Rhenium Ponds	
	RP-JS-02-1-3	L71134-02	Rhenium Ponds	
	RP-JS-02-1-3D	L71134-03	Rhenium Ponds	
	RP-JS-02-5-7	L71134-04	Rhenium Ponds	
	RP-JS-02-10-12	L71134-05	Rhenium Ponds	
	RP-JS-02-15-17	L71134-06	Rhenium Ponds	
	RP-JS-01-0-1	L71134-07	Rhenium Ponds	
	RP-JS-01-1-3	L71134-08	Rhenium Ponds	
	RP-JS-01-1-3D	L71134-09	Rhenium Ponds	
	RP-JS-01-5-7	L71134-10	Rhenium Ponds	
	RP-JS-01-10-12	L71134-11	Rhenium Ponds	
	RP-JS-01-15-17	L71134-12	Rhenium Ponds	
	EM-JS-08-0-1	L71134-13	Esperanza Mill	
	EM-JS-08-1-3	L71134-14	Esperanza Mill	
	EM-JS-08-1-3D	L71134-15	Esperanza Mill	
	EM-JS-08-5-7	L71134-16	Esperanza Mill	
	EM-JS-08-10-12	L71134-17	Esperanza Mill	

Appendix D
Level IV Validation Reports
FMI Sierrita Voluntary Remediation Program
(Click On Sample Number or Laboratory ID In Index To Connect To Validation Report)

ACZ Project No.	Sample No.	ACZ Lab ID	Site Location	Additional Analysis
L72871	ST-SB06-0-20	L72871-01	Sierrita Tailing	
	ST-SB06-20-40	L72871-02	Sierrita Tailing	
	ST-SB06-40-60	L72871-03	Sierrita Tailing	
	ST-SB06-60-80	L72871-04	Sierrita Tailing	
	ST-SB06-80-100	L72871-05	Sierrita Tailing	
	ST-SB06-100-120	L72871-06	Sierrita Tailing	
	ST-SB06-120-140	L72871-07	Sierrita Tailing	
	ST-SB06-140-160	L72871-08	Sierrita Tailing	
	ST-SB06-160-180	L72871-09	Sierrita Tailing	
	ST-SB06-180-200	L72871-10	Sierrita Tailing	
	ST-SB06-200-220	L72871-11	Sierrita Tailing	
	ST-SB06-220-240	L72871-12	Sierrita Tailing	
	ST-SB06-240-260	L72871-13	Sierrita Tailing	
	ST-SB06-260-280	L72871-14	Sierrita Tailing	
	ST-SB06-280-300	L72871-15	Sierrita Tailing	
	ST-SB06-300-320	L72871-16	Sierrita Tailing	
	ST-SB06-200-320D	L72871-17	Sierrita Tailing	
	ST-SB06-260-280MSD	L72871-18	Sierrita Tailing	

LABORATORY DATA CONSULTANTS, INC.
7750 El Camino Real, Suite 2L Carlsbad, CA 92009 Phone: 760/634-0437 Fax: 760/634-0439

URS Corporation
333 E. Wetmore Rd. S.400
Tucson, AZ 85705
ATTN: Mr. Steven Vaughn

December 30, 2008

SUBJECT: FMI Gold & Copper-Sierrita, Data Validation

Dear Mr. Vaughn,

Enclosed are the final validation reports for the fraction listed below. These SDGs were received on December 12, 2008. Attachment 1 is a summary of the samples that were reviewed for each analysis.

LDC Project # 19954:

SDG #	Fraction
L70791, L71134, L72871	Metals

The data validation was performed under EPA Level IV guidelines. The analyses were validated using the following documents, as applicable to each method:

- USEPA, Contract Laboratory Program National Functional Guidelines for Inorganic Data Review, October 2004
- EPA SW 846, Third Edition, Test Methods for Evaluating Solid Waste, update 1, July 1992; update IIA, August 1993; update II, September 1994; update IIB, January 1995; update III, December 1996; update IIIA, April 1998; IIIB, November 2004; Update IV, February 2007

Please feel free to contact us if you have any questions.

Sincerely,

Erlinda T. Rauto
Operations Manager/Senior Chemist

Attachment 1

1,261 pages-CD

LDC #19954 (URS Corporation-Tuscon, AZ / FMI Gold & Copper-Sierrita)

LDC	SDG#	DATE REC'D	(3) DATE DUE	Metals & Hg (SW846)																													
Matrix:	Water/Soil			W	S	W	S	W	S	W	S	W	S	W	S	W	S	W	S	W	S	W	S	W	S	W	S	W	S	W	S	W	S
A	L70791	12/12/08	01/06/09	0	20																												
B	L71134	12/12/08	01/06/09	0	17																												
C	L72871	12/12/08	01/06/09	0	18																												
Total	T/LR			0	55	0	0	0	0	0	0	0	0	0	0	0	0	0	0	0	0	0	0	0	0	0	0	0	0	0	0	0	55

Shaded cells indicate Level IV validation (all other cells are Level III validation). These sample counts do not include MS/MSD, and DUPs

19954ST.wpd

FMI Gold & Copper-Sierrita
Data Validation Reports
LDC# 19954

Metals

Laboratory Data Consultants, Inc.
Data Validation Report

Project/Site Name: FMI Gold & Copper-Sierrita

Collection Date: July 23 through July 28, 2008

LDC Report Date: December 24, 2008

Matrix: Soil

Parameters: Metals

Validation Level: Level IV

Laboratory: ACZ Laboratories, Inc.

Sample Delivery Group (SDG): L70791

Sample Identification

CP-Q09-0-1	CP-Q09-0-1MS
CP-Q09-1-3	CP-Q09-0-1MSD
CP-SD-07-0-1.5	OD-SD-03-1.5-3.0MS
CP-SD-07-1.5-3.0	OD-SD-03-1.5-3.0MSD
CP-P12-0-1	
CP-P12-1-3	
CP-SD-08-0-1.5	
CP-SD-08-1.5-3.0	
CP-SD-10-0-1.5	
CP-SD-10-1.5-3.0	
CP-SD-09-0-1.5	
CP-SD-09-1.5-3.0	
OD-SD-01-0-1.5	
OD-SD-01-1.5-3.0	
OD-SD-02-0-1.5	
OD-SD-02-1.5-3.0	
OD-SD-04-0-1.5	
OD-SD-04-1.5-3.0	
OD-SD-03-0-1.5	
OD-SD-03-1.5-3.0	

Introduction

This data review covers 24 soil samples listed on the cover sheet including dilutions and reanalysis as applicable. The analyses were per EPA SW 846 Methods 6010B, 6020, and 7000 for Metals. The metals analyzed were Antimony, Arsenic, Barium, Beryllium, Cadmium, Chromium, Cobalt, Copper, Lead, Manganese, Mercury, Molybdenum, Nickel, Selenium, Thallium, Uranium, and Zinc.

This review follows a modified outline of the USEPA Contract Laboratory Program National Functional Guidelines for Inorganic Data Review (October 2004) as there are no current guidelines for the methods stated above.

A qualification summary table is provided at the end of this report if data has been qualified. Flags are classified as P (protocol) or A (advisory) to indicate whether the flag is due to a laboratory deviation from a specified protocol or is of technical advisory nature.

Blanks are summarized in Section III.

Field duplicates are summarized in Section XIII.

The following are definitions of the data qualifiers:

U Indicates the compound or analyte was analyzed for but not detected at or above the stated limit.

J Indicates an estimated value.

R Quality control indicates the data is not usable.

N Presumptive evidence of presence of the constituent.

UJ Indicates the compound or analyte was analyzed for but not detected. The sample detection limit is an estimated value.

A Indicates the finding is based upon technical validation criteria.

P Indicates the finding is related to a protocol/contractual deviation.

None Indicates the data was not significantly impacted by the finding, therefore qualification was not required.

I. Technical Holding Times

All technical holding time requirements were met.

The chain-of-custodies were reviewed for documentation of cooler temperatures. All cooler temperatures met validation criteria.

II. Calibration

An initial calibration was performed.

The frequency and analysis criteria of the initial calibration verification (ICV) and continuing calibration verification (CCV) were met with the following exceptions:

Date	Lab. Reference/ID	Analyte	%R (Limits)	Associated Samples	Flag	A or P
8/14/08	CCV (21:54)	Selenium	111.6 (90-110)	CP-SD-07-1.5-3.0 CP-SD-10-1.5-3.0 CP-SD-09-1.5-3.0	J (all detects)	P

III. Blanks

Method blanks were reviewed for each matrix as applicable. No contaminant concentrations were found in the initial, continuing and preparation blanks with the following exceptions:

Method Blank ID	Analyte	Maximum Concentration	Associated Samples
PB (prep blank)	Antimony	0.25 mg/Kg	All samples in SDG L70791
ICB/CCB	Antimony Thallium	0.48 ug/L 0.12 ug/L	All samples in SDG L70791
ICB/CCB	Selenium	0.1 ug/L	CP-P12-0-1 CP-P12-1-3 CP-SD-08-0-1.5 CP-SD-08-1.5-3.0 CP-SD-10-0-1.5 CP-SD-09-0-1.5 OD-SD-01-0-1.5 OD-SD-01-1.5-3.0 OD-SD-02-0-1.5 OD-SD-02-1.5-3.0 OD-SD-04-0-1.5 OD-SD-04-1.5-3.0 OD-SD-03-0-1.5 OD-SD-03-1.5-3.0

Data qualification by the initial, continuing and preparation blanks (ICB/CCB/PBs) was based on the maximum contaminant concentration in the ICB/CCB/PBs in the analysis of each analyte. The sample concentrations were either not detected or were significantly greater (>5X blank contaminants) than the concentrations found in the associated method blanks with the following exceptions:

Sample	Analyte	Reported Concentration	Modified Final Concentration
CP-Q09-0-1	Antimony Thallium	0.3 mg/Kg 0.26 mg/Kg	0.3U mg/Kg 0.26U mg/Kg
CP-SD-07-0-1.5	Antimony Thallium	0.2 mg/Kg 0.27 mg/Kg	0.2U mg/Kg 0.27U mg/Kg
CP-SD-07-1.5-3.0	Antimony Thallium	0.2 mg/Kg 0.30 mg/Kg	0.2U mg/Kg 0.30U mg/Kg
CP-P12-0-1	Antimony Thallium	0.9 mg/Kg 0.26 mg/Kg	0.9U mg/Kg 0.26U mg/Kg
CP-P12-1-3	Antimony Selenium Thallium	0.3 mg/Kg 0.19 mg/Kg 0.18 mg/Kg	0.3U mg/Kg 0.19U mg/Kg 0.18U mg/Kg
CP-SD-08-0-1.5	Antimony Thallium	0.2 mg/Kg 0.25 mg/Kg	0.2U mg/Kg 0.25U mg/Kg
CP-SD-08-1.5-3.0	Selenium	0.09 mg/Kg	0.09U mg/Kg
CP-SD-10-0-1.5	Antimony Thallium	0.2 mg/Kg 0.25 mg/Kg	0.2U mg/Kg 0.25U mg/Kg
CP-SD-09-0-1.5	Antimony Thallium	0.3 mg/Kg 0.21 mg/Kg	0.3U mg/Kg 0.21U mg/Kg
CP-SD-09-1.5-3.0	Thallium	0.25 mg/Kg	0.25U mg/Kg
OD-SD-01-0-1.5	Antimony Selenium Thallium	0.3 mg/Kg 0.23 mg/Kg 0.29 mg/Kg	0.3U mg/Kg 0.23U mg/Kg 0.29U mg/Kg
OD-SD-01-1.5-3.0	Selenium Thallium	0.08 mg/Kg 0.28 mg/Kg	0.08U mg/Kg 0.28U mg/Kg
OD-SD-02-0-1.5	Antimony Thallium	0.2 mg/Kg 0.30 mg/Kg	0.2U mg/Kg 0.30U mg/Kg
OD-SD-02-1.5-3.0	Selenium	0.07 mg/Kg	0.07U mg/Kg

Sample	Analyte	Reported Concentration	Modified Final Concentration
OD-SD-04-0-1.5	Antimony Thallium	0.3 mg/Kg 0.30 mg/Kg	0.3U mg/Kg 0.30U mg/Kg
OD-SD-04-1.5-3.0	Selenium Thallium	0.19 mg/Kg 0.26 mg/Kg	0.19U mg/Kg 0.26U mg/Kg
OD-SD-03-0-1.5	Antimony Thallium	0.3 mg/Kg 0.28 mg/Kg	0.3U mg/Kg 0.28U mg/Kg
OD-SD-03-1.5-3.0	Selenium (10X) Thallium	0.4 mg/Kg 0.2 mg/Kg	0.4U mg/Kg 0.2U mg/Kg

No field blanks were identified in this SDG.

IV. ICP Interference Check Sample (ICS) Analysis

The frequency of analysis was met.

The criteria for analysis were met.

V. Matrix Spike Analysis

Matrix spike (MS) and matrix spike duplicate (MSD) samples were reviewed for each matrix as applicable. Percent recoveries (%R) and relative percent differences (RPD) were within QC limits with the following exceptions:

Spike ID (Associated Samples)	Analyte	MS (%R) (Limits)	MSD (%R) (Limits)	RPD (Limits)	Flag	A or P
CP-Q09-0-1MS/MSD (All samples in SDG L70791)	Antimony	40.2 (75-125)	40.8 (75-125)	-	J (all detects) UJ (all non-detects)	A
OD-SD-03-1.5-3.0MS/MSD (All samples in SDG L70791)	Barium Manganese	163.1 (75-125) 201.4 (75-125)	162.2 (75-125) 146.6 (75-125)	- -	J (all detects) J (all detects)	A

VI. Duplicate Sample Analysis

Duplicate (DUP) sample analyses were reviewed for each matrix as applicable.

VII. Laboratory Control Samples (LCS)

Laboratory control samples were reviewed for each matrix as applicable. Percent recoveries (%R) and relative percent differences (RPD) were within QC limits.

VIII. Internal Standards

All internal standard percent recoveries (%R) were within QC limits with the following exceptions:

Sample	Internal Standard	%R (Limits)	Analyte	Flag	A or P
CP-Q09-0-1	Bismuth-209 (8/15/08) Bismuth-209 (8/14/08)	120.8 (30-120) 122.0 (30-120)	Thallium Lead Uranium	J (all detects) UJ (all non-detects)	A
OD-SD-01-1.5-3.0	Scandium-45	120.2 (30-120)	Arsenic	J (all detects) UJ (all non-detects)	A
OD-SD-02-0-1.5	Scandium-45	124.5 (30-120)	Arsenic	J (all detects) UJ (all non-detects)	A

IX. Furnace Atomic Absorption QC

Graphite furnace atomic absorption was not utilized in this SDG.

X. ICP Serial Dilution

ICP serial dilution analysis was performed by the laboratory. The analysis criteria were met.

XI. Sample Result Verification

All sample result verifications were acceptable.

XII. Overall Assessment of Data

Data flags are summarized at the end of this report if data has been qualified.

XIII. Field Duplicates

No field duplicates were identified in this SDG.

FMI Gold & Copper-Sierrita
Metals - Data Qualification Summary - SDG L70791

SDG	Sample	Analyte	Flag	A or P	ADEQ	Reason
L70791	CP-SD-07-1.5-3.0 CP-SD-10-1.5-3.0 CP-SD-09-1.5-3.0	Selenium	J (all detects)	P	VI	Calibration (ICV %R)
L70791	CP-Q09-0-1 CP-Q09-1-3 CP-SD-07-0-1.5 CP-SD-07-1.5-3.0 CP-P12-0-1 CP-P12-1-3 CP-SD-08-0-1.5 CP-SD-08-1.5-3.0 CP-SD-10-0-1.5 CP-SD-10-1.5-3.0 CP-SD-09-0-1.5 CP-SD-09-1.5-3.0 OD-SD-01-0-1.5 OD-SD-01-1.5-3.0 OD-SD-02-0-1.5 OD-SD-02-1.5-3.0 OD-SD-04-0-1.5 OD-SD-04-1.5-3.0 OD-SD-03-0-1.5 OD-SD-03-1.5-3.0	Antimony	J (all detects) UJ (all non-detects)	A	M2	Matrix spike/Matrix spike duplicates (%R)
L70791	CP-Q09-0-1 CP-Q09-1-3 CP-SD-07-0-1.5 CP-SD-07-1.5-3.0 CP-P12-0-1 CP-P12-1-3 CP-SD-08-0-1.5 CP-SD-08-1.5-3.0 CP-SD-10-0-1.5 CP-SD-10-1.5-3.0 CP-SD-09-0-1.5 CP-SD-09-1.5-3.0 OD-SD-01-0-1.5 OD-SD-01-1.5-3.0 OD-SD-02-0-1.5 OD-SD-02-1.5-3.0 OD-SD-04-0-1.5 OD-SD-04-1.5-3.0 OD-SD-03-0-1.5 OD-SD-03-1.5-3.0	Barium Manganese	J (all detects) J (all detects)	A	M1	Matrix spike/Matrix spike duplicates (%R)
L70791	CP-Q09-0-1	Thallium Lead Uranium	J (all detects) UJ (all non-detects)	A	E6	Internal standards (%R)
L70791	OD-SD-01-1.5-3.0 OD-SD-02-0-1.5	Arsenic	J (all detects) UJ (all non-detects)	A	E6	Internal standards (%R)

FMI Gold & Copper-Sierrita
Metals - Laboratory Blank Data Qualification Summary - SDG L70791

SDG	Sample	Analyte	Modified Final Concentration	A or P	ADEQ
L70791	CP-Q09-0-1	Antimony Thallium	0.3U mg/Kg 0.26U mg/Kg	A	B3
L70791	CP-SD-07-0-1.5	Antimony Thallium	0.2U mg/Kg 0.27U mg/Kg	A	B3
L70791	CP-SD-07-1.5-3.0	Antimony Thallium	0.2U mg/Kg 0.30U mg/Kg	A	B3
L70791	CP-P12-0-1	Antimony Thallium	0.9U mg/Kg 0.26U mg/Kg	A	B3
L70791	CP-P12-1-3	Antimony Selenium Thallium	0.3U mg/Kg 0.19U mg/Kg 0.18U mg/Kg	A	B3
L70791	CP-SD-08-0-1.5	Antimony Thallium	0.2U mg/Kg 0.25U mg/Kg	A	B3
L70791	CP-SD-08-1.5-3.0	Selenium	0.09U mg/Kg	A	B3
L70791	CP-SD-10-0-1.5	Antimony Thallium	0.2U mg/Kg 0.25U mg/Kg	A	B3
L70791	CP-SD-09-0-1.5	Antimony Thallium	0.3U mg/Kg 0.21U mg/Kg	A	B3
L70791	CP-SD-09-1.5-3.0	Thallium	0.25U mg/Kg	A	B3
L70791	OD-SD-01-0-1.5	Antimony Selenium Thallium	0.3U mg/Kg 0.23U mg/Kg 0.29U mg/Kg	A	B3
L70791	OD-SD-01-1.5-3.0	Selenium Thallium	0.08U mg/Kg 0.28U mg/Kg	A	B3
L70791	OD-SD-02-0-1.5	Antimony Thallium	0.2U mg/Kg 0.30U mg/Kg	A	B3
L70791	OD-SD-02-1.5-3.0	Selenium	0.07U mg/Kg	A	B3
L70791	OD-SD-04-0-1.5	Antimony Thallium	0.3U mg/Kg 0.30U mg/Kg	A	B3

SDG	Sample	Analyte	Modified Final Concentration	A or P	ADEQ
L70791	OD-SD-04-1.5-3.0	Selenium Thallium	0.19U mg/Kg 0.26U mg/Kg	A	B3
L70791	OD-SD-03-0-1.5	Antimony Thallium	0.3U mg/Kg 0.28U mg/Kg	A	B3
L70791	OD-SD-03-1.5-3.0	Selenium (10X) Thallium	0.4U mg/Kg 0.2U mg/Kg	A	B3

FMI Gold & Copper-Sierrita
Metals - Field Blank Data Qualification Summary - SDG L70791

No Sample Data Qualified in this SDG

ACZ Laboratories, Inc.

2773 Downhill Drive Steamboat Springs, CO 80487 (800) 334-5493

Inorganic Analytical Results

FMI Gold & Copper - Sierrita
Project ID: OJ07R9
Sample ID: CP-Q09-0-1

ACZ Sample ID: ***L70791-01***
Date Sampled: *07/23/08 10:15*
Date Received: *07/29/08*
Sample Matrix: *Soil*

Metals Analysis

Parameter	EPA Method	Result	Qual	XQ	Units	MDL	PQL	Date	Analyst	
Antimony, total (3050)	M6020 ICP-MS	0.3	B	*	mg/Kg	0.2	1	08/15/08 22:41	msh	UJ (M2)(B3)
Arsenic, total (3050)	M6020 ICP-MS	2.3			mg/Kg	0.3	0.5	08/14/08 20:04	erf/msh	
Barium, total (3050)	M6010B ICP	120		*	mg/Kg	0.3	2	08/14/08 23:30	aeh	J (M1)
Beryllium, total (3050)	M6010B ICP	0.6	B		mg/Kg	0.2	1	08/16/08 1:50	aeh	
Cadmium, total (3050)	M6010B ICP		U		mg/Kg	0.5	2	08/14/08 23:30	aeh	
Chromium, total (3050)	M6010B ICP	12		*	mg/Kg	1	5	08/14/08 23:30	aeh	
Cobalt, total (3050)	M6010B ICP	8			mg/Kg	1	5	08/14/08 23:30	aeh	
Copper, total (3050)	M6010B ICP	724		*	mg/Kg	1	5	08/14/08 23:30	aeh	
Lead, total (3050)	M6020 ICP-MS	4.61			mg/Kg	0.05	0.3	08/14/08 20:04	erf/msh	J (E6)
Manganese, total (3050)	M6010B ICP	202		*	mg/Kg	0.5	3	08/16/08 1:50	aeh	J (M1)
Mercury, total	M7471A CVAA		U		mg/Kg	0.04	0.2	08/11/08 14:27	jws	
Molybdenum, total (3050)	M6010B ICP	123			mg/Kg	1	5	08/14/08 23:30	aeh	
Nickel, total (3050)	M6010B ICP	29			mg/Kg	1	5	08/14/08 23:30	aeh	
Selenium, total (3050)	M6020 ICP-MS	0.35			mg/Kg	0.05	0.3	08/14/08 20:04	erf/msh	
Thallium, total (3050)	M6020 ICP-MS	0.26	B		mg/Kg	0.05	0.3	08/15/08 22:41	msh	UJ (B3)(E6)
Uranium, total (3050)	M6020 ICP-MS	2.21		*	mg/Kg	0.05	0.3	08/14/08 20:04	erf/msh	J (E6)
Zinc, total (3050)	M6010B ICP	44		*	mg/Kg	1	5	08/14/08 23:30	aeh	

Soil Analysis

Parameter	EPA Method	Result	Qual	XQ	Units	MDL	PQL	Date	Analyst
Solids, Percent	CLPSOW390, PART F, D-98	95.9		*	%	0.1	0.5	07/30/08 8:09	bjl

Soil Preparation

Parameter	EPA Method	Result	Qual	XQ	Units	MDL	PQL	Date	Analyst
Air Dry at 34 Degrees C	USDA No. 1, 1972			*				07/29/08 21:39	bjl
Digestion - Hot Plate	M3050B ICP-MS							08/08/08 12:34	mjc/lwt
Sieve-2000 um (2.0mm)	ASA No.9, 15-4.2.2			*				08/05/08 11:30	lwt/brd

Arizona license number: AZ0102

12/30/08

** Please refer to Qualifier Reports for details.*

ACZ Laboratories, Inc.

2773 Downhill Drive Steamboat Springs, CO 80487 (800) 334-5493

Inorganic Analytical Results

FMI Gold & Copper - Sierrita
Project ID: OJ07R9
Sample ID: CP-Q09-1-3

ACZ Sample ID: ***L70791-02***
Date Sampled: *07/23/08 10:15*
Date Received: *07/29/08*
Sample Matrix: *Soil*

Metals Analysis

Parameter	EPA Method	Result	Qual	XQ	Units	MDL	PQL	Date	Analyst
Antimony, total (3050)	M6020 ICP-MS		U	*	mg/Kg	0.2	1	08/15/08 23:01	msh UJ(M2)
Arsenic, total (3050)	M6020 ICP-MS	1.5			mg/Kg	0.3	0.5	08/14/08 20:23	erf/msh
Barium, total (3050)	M6010B ICP	247		*	mg/Kg	0.3	2	08/14/08 23:34	aeh J(M1)
Beryllium, total (3050)	M6010B ICP	0.3	B		mg/Kg	0.2	1	08/16/08 1:54	aeh
Cadmium, total (3050)	M6010B ICP		U		mg/Kg	0.5	2	08/14/08 23:34	aeh
Chromium, total (3050)	M6010B ICP	7		*	mg/Kg	1	5	08/14/08 23:34	aeh
Cobalt, total (3050)	M6010B ICP	5			mg/Kg	1	5	08/14/08 23:34	aeh
Copper, total (3050)	M6010B ICP	499		*	mg/Kg	1	5	08/14/08 23:34	aeh
Lead, total (3050)	M6020 ICP-MS	3.19			mg/Kg	0.05	0.3	08/14/08 20:23	erf/msh
Manganese, total (3050)	M6010B ICP	170		*	mg/Kg	0.5	3	08/16/08 1:54	aeh J(M1)
Mercury, total	M7471A CVAA		U		mg/Kg	0.04	0.2	08/11/08 14:34	jws
Molybdenum, total (3050)	M6010B ICP	8			mg/Kg	1	5	08/14/08 23:34	aeh
Nickel, total (3050)	M6010B ICP	22			mg/Kg	1	5	08/14/08 23:34	aeh
Selenium, total (3050)	M6020 ICP-MS	0.14	B		mg/Kg	0.05	0.3	08/14/08 20:23	erf/msh
Thallium, total (3050)	M6020 ICP-MS	0.49			mg/Kg	0.05	0.3	08/15/08 23:01	msh
Uranium, total (3050)	M6020 ICP-MS	2.67		*	mg/Kg	0.05	0.3	08/14/08 20:23	erf/msh
Zinc, total (3050)	M6010B ICP	30		*	mg/Kg	1	5	08/14/08 23:34	aeh

Soil Analysis

Parameter	EPA Method	Result	Qual	XQ	Units	MDL	PQL	Date	Analyst
Solids, Percent	CLPSOW390, PART F, D-98	97.4		*	%	0.1	0.5	07/30/08 10:27	bjl

Soil Preparation

Parameter	EPA Method	Result	Qual	XQ	Units	MDL	PQL	Date	Analyst
Air Dry at 34 Degrees C	USDA No. 1, 1972			*				07/29/08 22:10	bjl
Digestion - Hot Plate	M3050B ICP-MS							08/08/08 13:09	mjc/lwt
Sieve-2000 um (2.0mm)	ASA No.9, 15-4.2.2			*				08/05/08 11:33	lwt/brd

Arizona license number: AZ0102

10/30/08

REPIN.02.06.05.01

** Please refer to Qualifier Reports for details.*

ACZ Laboratories, Inc.
2773 Downhill Drive Steamboat Springs, CO 80487 (800) 334-5493

Inorganic Analytical Results

FMI Gold & Copper - Sierrita
Project ID: OJ07R9
Sample ID: CP-SD-07-0-1.5

ACZ Sample ID: ***L70791-03***
Date Sampled: *07/23/08 10:47*
Date Received: *07/29/08*
Sample Matrix: *Soil*

Metals Analysis

Parameter	EPA Method	Result	Qual	XQ	Units	MDL	PQL	Date	Analyst	
Antimony, total (3050)	M6020 ICP-MS	0.2	B	*	mg/Kg	0.2	1	08/15/08 23:07	msh	UJ(B3,M2)
Arsenic, total (3050)	M6020 ICP-MS	2.9			mg/Kg	0.3	0.5	08/14/08 20:30	erf/msh	
Barium, total (3050)	M6010B ICP	136		*	mg/Kg	0.3	2	08/14/08 23:37	aeh	J(M1)
Beryllium, total (3050)	M6010B ICP	0.9	B		mg/Kg	0.2	1	08/16/08 1:57	aeh	
Cadmium, total (3050)	M6010B ICP		U		mg/Kg	0.5	2	08/14/08 23:37	aeh	
Chromium, total (3050)	M6010B ICP	14		*	mg/Kg	1	5	08/14/08 23:37	aeh	
Cobalt, total (3050)	M6010B ICP	9			mg/Kg	1	5	08/14/08 23:37	aeh	
Copper, total (3050)	M6010B ICP	439		*	mg/Kg	1	5	08/14/08 23:37	aeh	
Lead, total (3050)	M6020 ICP-MS	7.05			mg/Kg	0.05	0.3	08/14/08 20:30	erf/msh	
Manganese, total (3050)	M6010B ICP	298		*	mg/Kg	0.5	3	08/16/08 1:57	aeh	J(M1)
Mercury, total	M7471A CVAA		U		mg/Kg	0.04	0.2	08/11/08 14:36	jws	
Molybdenum, total (3050)	M6010B ICP	42			mg/Kg	1	5	08/14/08 23:37	aeh	
Nickel, total (3050)	M6010B ICP	33			mg/Kg	1	5	08/14/08 23:37	aeh	
Selenium, total (3050)	M6020 ICP-MS	0.34			mg/Kg	0.05	0.3	08/14/08 20:30	erf/msh	
Thallium, total (3050)	M6020 ICP-MS	0.27	B		mg/Kg	0.05	0.3	08/15/08 23:07	msh	U(B3)
Uranium, total (3050)	M6020 ICP-MS	3.45		*	mg/Kg	0.05	0.3	08/14/08 20:30	erf/msh	
Zinc, total (3050)	M6010B ICP	45		*	mg/Kg	1	5	08/14/08 23:37	aeh	

Soil Analysis

Parameter	EPA Method	Result	Qual	XQ	Units	MDL	PQL	Date	Analyst
Solids, Percent	CLPSOW390, PART F, D-98	94.6		*	%	0.1	0.5	07/30/08 11:37	bjl

Soil Preparation

Parameter	EPA Method	Result	Qual	XQ	Units	MDL	PQL	Date	Analyst
Air Dry at 34 Degrees C	USDA No. 1, 1972			*				07/29/08 22:41	bjl
Digestion - Hot Plate	M3050B ICP-MS							08/08/08 13:20	mjc/lwt
Sieve-2000 um (2.0mm)	ASA No.9, 15-4.2.2			*				08/05/08 11:37	lwt/brd

Arizona license number: AZ0102

8/30/08

** Please refer to Qualifier Reports for details.*

ACZ Laboratories, Inc.
2773 Downhill Drive Steamboat Springs, CO 80487 (800) 334-5493

Inorganic Analytical Results

FMI Gold & Copper - Sierrita
Project ID: OJ07R9
Sample ID: CP-SD-07-1.5-3.0

ACZ Sample ID: ***L70791-04***
Date Sampled: *07/23/08 10:47*
Date Received: *07/29/08*
Sample Matrix: *Soil*

Metals Analysis

Parameter	EPA Method	Result	Qual	XQ	Units	MDL	PQL	Date	Analyst	
Antimony, total (3050)	M6020 ICP-MS	0.2	B	*	mg/Kg	0.2	1	08/15/08 23:26	msh	UJ(B3,M2)
Arsenic, total (3050)	M6020 ICP-MS	0.8			mg/Kg	0.3	0.5	08/14/08 20:49	erf/msh	
Barium, total (3050)	M6010B ICP	166		*	mg/Kg	0.3	2	08/14/08 23:40	aeh	J(M1)
Beryllium, total (3050)	M6010B ICP	0.5	B		mg/Kg	0.2	1	08/16/08 2:01	aeh	
Cadmium, total (3050)	M6010B ICP		U		mg/Kg	0.5	2	08/14/08 23:40	aeh	
Chromium, total (3050)	M6010B ICP	9		*	mg/Kg	1	5	08/14/08 23:40	aeh	
Cobalt, total (3050)	M6010B ICP	11			mg/Kg	1	5	08/14/08 23:40	aeh	
Copper, total (3050)	M6010B ICP	180		*	mg/Kg	1	5	08/14/08 23:40	aeh	
Lead, total (3050)	M6020 ICP-MS	2.49			mg/Kg	0.05	0.3	08/14/08 20:49	erf/msh	
Manganese, total (3050)	M6010B ICP	344		*	mg/Kg	0.5	3	08/16/08 2:01	aeh	J(M1)
Mercury, total	M7471A CVAA		U		mg/Kg	0.04	0.2	08/11/08 14:38	jws	
Molybdenum, total (3050)	M6010B ICP	2	B		mg/Kg	1	5	08/14/08 23:40	aeh	
Nickel, total (3050)	M6010B ICP	31			mg/Kg	1	5	08/14/08 23:40	aeh	
Selenium, total (3050)	M6020 ICP-MS		U	*	mg/Kg	0.05	0.3	08/14/08 20:49	erf/msh	
Thallium, total (3050)	M6020 ICP-MS	0.30	B		mg/Kg	0.05	0.3	08/15/08 23:26	msh	U(B3)
Uranium, total (3050)	M6020 ICP-MS	2.19		*	mg/Kg	0.05	0.3	08/15/08 23:26	msh	
Zinc, total (3050)	M6010B ICP	47		*	mg/Kg	1	5	08/14/08 23:40	aeh	

Soil Analysis

Parameter	EPA Method	Result	Qual	XQ	Units	MDL	PQL	Date	Analyst
Solids, Percent	CLPSOW390, PART F, D-98	97.8		*	%	0.1	0.5	07/30/08 12:46	bjl

Soil Preparation

Parameter	EPA Method	Result	Qual	XQ	Units	MDL	PQL	Date	Analyst
Air Dry at 34 Degrees C	USDA No. 1, 1972			*				07/29/08 23:12	bjl
Digestion - Hot Plate	M3050B ICP-MS							08/08/08 13:32	mjc/lwt
Sieve-2000 um (2.0mm)	ASA No.9, 15-4.2.2			*				08/05/08 11:40	lwt/brd

Arizona license number: AZ0102

8/20/08

** Please refer to Qualifier Reports for details.*

ACZ Laboratories, Inc.
2773 Downhill Drive Steamboat Springs, CO 80487 (800) 334-5493

Inorganic Analytical Results

FMI Gold & Copper - Sierrita
Project ID: OJ07R9
Sample ID: CP-P12-0-1

ACZ Sample ID: ***L70791-05***
Date Sampled: *07/23/08 11:03*
Date Received: *07/29/08*
Sample Matrix: *Soil*

Metals Analysis

Parameter	EPA Method	Result	Qual	XQ	Units	MDL	PQL	Date	Analyst
Antimony, total (3050)	M6020 ICP-MS	0.9	B	*	mg/Kg	0.2	1	08/15/08 23:33	msh UJ(B3,M2)
Arsenic, total (3050)	M6020 ICP-MS	5.5			mg/Kg	0.3	0.5	08/14/08 20:56	erf/msh
Barium, total (3050)	M6010B ICP	81.4		*	mg/Kg	0.3	2	08/14/08 23:44	aeh J(M1)
Beryllium, total (3050)	M6010B ICP	0.7	B		mg/Kg	0.2	1	08/16/08 2:12	aeh
Cadmium, total (3050)	M6010B ICP		U		mg/Kg	0.5	2	08/14/08 23:44	aeh
Chromium, total (3050)	M6010B ICP	13		*	mg/Kg	1	5	08/14/08 23:44	aeh
Cobalt, total (3050)	M6010B ICP	6			mg/Kg	1	5	08/14/08 23:44	aeh
Copper, total (3050)	M6010B ICP	1680		*	mg/Kg	1	5	08/14/08 23:44	aeh
Lead, total (3050)	M6020 ICP-MS	39.00			mg/Kg	0.05	0.3	08/14/08 20:56	erf/msh
Manganese, total (3050)	M6010B ICP	167		*	mg/Kg	0.5	3	08/16/08 2:12	aeh J(M1)
Mercury, total	M7471A CVAA		U		mg/Kg	0.04	0.2	08/11/08 14:40	jws
Molybdenum, total (3050)	M6010B ICP	239			mg/Kg	1	5	08/14/08 23:44	aeh
Nickel, total (3050)	M6010B ICP	31			mg/Kg	1	5	08/14/08 23:44	aeh
Selenium, total (3050)	M6020 ICP-MS	1.48		*	mg/Kg	0.05	0.3	08/28/08 18:30	rac
Thallium, total (3050)	M6020 ICP-MS	0.26	B		mg/Kg	0.05	0.3	08/15/08 23:33	msh U(B3)
Uranium, total (3050)	M6020 ICP-MS	3.15		*	mg/Kg	0.05	0.3	08/15/08 23:33	msh
Zinc, total (3050)	M6010B ICP	96		*	mg/Kg	1	5	08/14/08 23:44	aeh

Soil Analysis

Parameter	EPA Method	Result	Qual	XQ	Units	MDL	PQL	Date	Analyst
Solids, Percent	CLPSOW390, PART F, D-98	93.4		*	%	0.1	0.5	07/30/08 13:55	bjl

Soil Preparation

Parameter	EPA Method	Result	Qual	XQ	Units	MDL	PQL	Date	Analyst
Air Dry at 34 Degrees C	USDA No. 1, 1972			*				07/29/08 23:43	bjl
Digestion - Hot Plate	M3050B ICP-MS							08/08/08 13:43	mjc/lwt
Sieve-2000 um (2.0mm)	ASA No.9, 15-4.2.2			*				08/05/08 11:44	lwt/brd

Arizona license number: AZ0102

8/30/08

REPIN.02.06.05.01

** Please refer to Qualifier Reports for details.*

ACZ Laboratories, Inc.

2773 Downhill Drive Steamboat Springs, CO 80487 (800) 334-5493

Inorganic Analytical Results

FMI Gold & Copper - Sierrita
Project ID: OJ07R9
Sample ID: CP-P12-1-3

ACZ Sample ID: ***L70791-06***
Date Sampled: *07/23/08 11:03*
Date Received: *07/29/08*
Sample Matrix: *Soil*

Metals Analysis

Parameter	EPA Method	Result	Qual	XQ	Units	MDL	PQL	Date	Analyst
Antimony, total (3050)	M6020 ICP-MS	0.3	B	*	mg/Kg	0.2	1	08/15/08 23:39	msh UJ (B3, M2)
Arsenic, total (3050)	M6020 ICP-MS	3.4			mg/Kg	0.3	0.5	08/14/08 21:02	erf/msh
Barium, total (3050)	M6010B ICP	49.9		*	mg/Kg	0.3	2	08/14/08 23:47	aeh J (M1)
Beryllium, total (3050)	M6010B ICP	0.8	B		mg/Kg	0.2	1	08/16/08 2:16	aeh
Cadmium, total (3050)	M6010B ICP		U		mg/Kg	0.5	2	08/14/08 23:47	aeh
Chromium, total (3050)	M6010B ICP	10		*	mg/Kg	1	5	08/14/08 23:47	aeh
Cobalt, total (3050)	M6010B ICP	3	B		mg/Kg	1	5	08/14/08 23:47	aeh
Copper, total (3050)	M6010B ICP	337		*	mg/Kg	1	5	08/14/08 23:47	aeh
Lead, total (3050)	M6020 ICP-MS	7.98			mg/Kg	0.05	0.3	08/14/08 21:02	erf/msh
Manganese, total (3050)	M6010B ICP	85.0		*	mg/Kg	0.5	3	08/16/08 2:16	aeh J (M1)
Mercury, total	M7471A CVAA		U		mg/Kg	0.04	0.2	08/11/08 14:47	jws
Molybdenum, total (3050)	M6010B ICP	9			mg/Kg	1	5	08/14/08 23:47	aeh
Nickel, total (3050)	M6010B ICP	31			mg/Kg	1	5	08/14/08 23:47	aeh
Selenium, total (3050)	M6020 ICP-MS	0.19	B	*	mg/Kg	0.05	0.3	08/28/08 18:32	rac U (B3)
Thallium, total (3050)	M6020 ICP-MS	0.18	B		mg/Kg	0.05	0.3	08/15/08 23:39	msh U (B3)
Uranium, total (3050)	M6020 ICP-MS	1.30		*	mg/Kg	0.05	0.3	08/15/08 23:39	msh
Zinc, total (3050)	M6010B ICP	27		*	mg/Kg	1	5	08/14/08 23:47	aeh

Soil Analysis

Parameter	EPA Method	Result	Qual	XQ	Units	MDL	PQL	Date	Analyst
Solids, Percent	CLPSOW390, PART F, D-98	94.2		*	%	0.1	0.5	07/30/08 15:04	bjl

Soil Preparation

Parameter	EPA Method	Result	Qual	XQ	Units	MDL	PQL	Date	Analyst
Air Dry at 34 Degrees C	USDA No. 1, 1972			*				07/30/08 0:14	bjl
Digestion - Hot Plate	M3050B ICP-MS							08/08/08 13:55	mjc/lwt
Sieve-2000 um (2.0mm)	ASA No.9, 15-4.2.2			*				08/05/08 11:47	lwt/brd

Arizona license number: AZ0102

7/30/08

** Please refer to Qualifier Reports for details.*

ACZ Laboratories, Inc.

2773 Downhill Drive Steamboat Springs, CO 80487 (800) 334-5493

Inorganic Analytical Results

FMI Gold & Copper - Sierrita

Project ID: OJ07R9

Sample ID: CP-SD-08-0-1.5

ACZ Sample ID: ***L70791-07***

Date Sampled: *07/28/08 09:10*

Date Received: *07/29/08*

Sample Matrix: *Soil*

Metals Analysis

Parameter	EPA Method	Result	Qual	XQ	Units	MDL	PQL	Date	Analyst
Antimony, total (3050)	M6020 ICP-MS	0.2	B	*	mg/Kg	0.2	1	08/15/08 23:46	msh UJ (B3, M2)
Arsenic, total (3050)	M6020 ICP-MS	2.0			mg/Kg	0.3	0.5	08/14/08 21:09	erf/msh
Barium, total (3050)	M6010B ICP	135		*	mg/Kg	0.3	2	08/14/08 23:51	aeh J (M1)
Beryllium, total (3050)	M6010B ICP	0.5	B		mg/Kg	0.2	1	08/16/08 2:19	aeh
Cadmium, total (3050)	M6010B ICP		U		mg/Kg	0.5	2	08/14/08 23:51	aeh
Chromium, total (3050)	M6010B ICP	12		*	mg/Kg	1	5	08/14/08 23:51	aeh
Cobalt, total (3050)	M6010B ICP	10			mg/Kg	1	5	08/14/08 23:51	aeh
Copper, total (3050)	M6010B ICP	599		*	mg/Kg	1	5	08/14/08 23:51	aeh
Lead, total (3050)	M6020 ICP-MS	6.87			mg/Kg	0.05	0.3	08/14/08 21:09	erf/msh
Manganese, total (3050)	M6010B ICP	283		*	mg/Kg	0.5	3	08/16/08 2:19	J aeh M(1)
Mercury, total	M7471A CVAA		U		mg/Kg	0.04	0.2	08/11/08 14:49	jws
Molybdenum, total (3050)	M6010B ICP	86			mg/Kg	1	5	08/14/08 23:51	aeh
Nickel, total (3050)	M6010B ICP	31			mg/Kg	1	5	08/14/08 23:51	aeh
Selenium, total (3050)	M6020 ICP-MS	0.27	B	*	mg/Kg	0.05	0.3	08/28/08 18:33	rac
Thallium, total (3050)	M6020 ICP-MS	0.25	B		mg/Kg	0.05	0.3	08/15/08 23:46	msh U(B3)
Uranium, total (3050)	M6020 ICP-MS	5.96		*	mg/Kg	0.05	0.3	08/15/08 23:46	msh
Zinc, total (3050)	M6010B ICP	50		*	mg/Kg	1	5	08/14/08 23:51	aeh

Soil Analysis

Parameter	EPA Method	Result	Qual	XQ	Units	MDL	PQL	Date	Analyst
Solids, Percent	CLPSOW390, PART F, D-98	96.0		*	%	0.1	0.5	07/30/08 16:14	bjl

Soil Preparation

Parameter	EPA Method	Result	Qual	XQ	Units	MDL	PQL	Date	Analyst
Air Dry at 34 Degrees C	USDA No. 1, 1972			*				07/30/08 0:46	bjl
Digestion - Hot Plate	M3050B ICP-MS							08/08/08 14:06	mjc/lwt
Sieve-2000 um (2.0mm)	ASA No.9, 15-4.2.2			*				08/05/08 11:51	lwt/brd

Arizona license number: AZ0102

8/30/08

** Please refer to Qualifier Reports for details.*

ACZ Laboratories, Inc.

2773 Downhill Drive Steamboat Springs, CO 80487 (800) 334-5493

Inorganic Analytical Results

FMI Gold & Copper - Sierrita

Project ID: OJ07R9

Sample ID: CP-SD-08-1.5-3.0

ACZ Sample ID: ***L70791-08***

Date Sampled: *07/28/08 09:10*

Date Received: *07/29/08*

Sample Matrix: *Soil*

Metals Analysis

Parameter	EPA Method	Result	Qual	XQ	Units	MDL	PQL	Date	Analyst
Antimony, total (3050)	M6020 ICP-MS		U	*	mg/Kg	0.2	1	08/15/08 23:52	msh U J (M2)
Arsenic, total (3050)	M6020 ICP-MS	1.2			mg/Kg	0.3	0.5	08/14/08 21:15	erf/msh
Barium, total (3050)	M6010B ICP	164		*	mg/Kg	0.3	2	08/15/08 0:01	aeh J (M1)
Beryllium, total (3050)	M6010B ICP	0.5	B		mg/Kg	0.2	1	08/16/08 2:23	aeh
Cadmium, total (3050)	M6010B ICP		U		mg/Kg	0.5	2	08/15/08 0:01	aeh
Chromium, total (3050)	M6010B ICP	11		*	mg/Kg	1	5	08/15/08 0:01	aeh
Cobalt, total (3050)	M6010B ICP	11			mg/Kg	1	5	08/15/08 0:01	aeh
Copper, total (3050)	M6010B ICP	142		*	mg/Kg	1	5	08/15/08 0:01	aeh
Lead, total (3050)	M6020 ICP-MS	3.69			mg/Kg	0.05	0.3	08/14/08 21:15	erf/msh
Manganese, total (3050)	M6010B ICP	300		*	mg/Kg	0.5	3	08/16/08 2:23	aeh J (M1)
Mercury, total	M7471A CVAA		U		mg/Kg	0.04	0.2	08/11/08 14:51	jws
Molybdenum, total (3050)	M6010B ICP	9			mg/Kg	1	5	08/15/08 0:01	aeh
Nickel, total (3050)	M6010B ICP	27			mg/Kg	1	5	08/15/08 0:01	aeh
Selenium, total (3050)	M6020 ICP-MS	0.09	B	*	mg/Kg	0.05	0.3	08/28/08 18:38	rac U (B3)
Thallium, total (3050)	M6020 ICP-MS	0.33			mg/Kg	0.05	0.3	08/15/08 23:52	msh
Uranium, total (3050)	M6020 ICP-MS	3.99		*	mg/Kg	0.05	0.3	08/15/08 23:52	msh
Zinc, total (3050)	M6010B ICP	52		*	mg/Kg	1	5	08/15/08 0:01	aeh

Soil Analysis

Parameter	EPA Method	Result	Qual	XQ	Units	MDL	PQL	Date	Analyst
Solids, Percent	CLPSOW390, PART F, D-98	96.4		*	%	0.1	0.5	07/30/08 17:23	bjl

Soil Preparation

Parameter	EPA Method	Result	Qual	XQ	Units	MDL	PQL	Date	Analyst
Air Dry at 34 Degrees C	USDA No. 1, 1972			*				07/30/08 1:17	bjl
Digestion - Hot Plate	M3050B ICP-MS							08/08/08 14:18	mjc/lwt
Sieve-2000 um (2.0mm)	ASA No.9, 15-4.2.2			*				08/05/08 11:54	lwt/brd

Arizona license number: AZ0102

10/30/08

** Please refer to Qualifier Reports for details.*

ACZ Laboratories, Inc.

2773 Downhill Drive Steamboat Springs, CO 80487 (800) 334-5493

Inorganic Analytical Results

FMI Gold & Copper - Sierrita
Project ID: OJ07R9
Sample ID: CP-SD-10-0-1.5

ACZ Sample ID: ***L70791-09***
Date Sampled: *07/28/08 10:00*
Date Received: *07/29/08*
Sample Matrix: *Soil*

Metals Analysis

Parameter	EPA Method	Result	Qual	XQ	Units	MDL	PQL	Date	Analyst
Antimony, total (3050)	M6020 ICP-MS	0.2	B	*	mg/Kg	0.2	1	08/15/08 23:59	msh UJ (B3, M2)
Arsenic, total (3050)	M6020 ICP-MS	3.6			mg/Kg	0.3	0.5	08/14/08 21:22	erf/msh
Barium, total (3050)	M6010B ICP	161		*	mg/Kg	0.3	2	08/15/08 0:05	aeh J (M1)
Beryllium, total (3050)	M6010B ICP	0.5	B		mg/Kg	0.2	1	08/16/08 2:27	aeh
Cadmium, total (3050)	M6010B ICP		U		mg/Kg	0.5	2	08/15/08 0:05	aeh
Chromium, total (3050)	M6010B ICP	11		*	mg/Kg	1	5	08/15/08 0:05	aeh
Cobalt, total (3050)	M6010B ICP	9			mg/Kg	1	5	08/15/08 0:05	aeh
Copper, total (3050)	M6010B ICP	570		*	mg/Kg	1	5	08/15/08 0:05	aeh
Lead, total (3050)	M6020 ICP-MS	6.23			mg/Kg	0.05	0.3	08/14/08 21:22	erf/msh
Manganese, total (3050)	M6010B ICP	278		*	mg/Kg	0.5	3	08/16/08 2:27	aeh J (M1)
Mercury, total	M7471A CVAA		U		mg/Kg	0.04	0.2	08/11/08 14:53	jws
Molybdenum, total (3050)	M6010B ICP	84			mg/Kg	1	5	08/15/08 0:05	aeh
Nickel, total (3050)	M6010B ICP	29			mg/Kg	1	5	08/15/08 0:05	aeh
Selenium, total (3050)	M6020 ICP-MS	0.34		*	mg/Kg	0.05	0.3	08/28/08 18:39	rac
Thallium, total (3050)	M6020 ICP-MS	0.25	B		mg/Kg	0.05	0.3	08/15/08 23:59	msh U (B3)
Uranium, total (3050)	M6020 ICP-MS	4.13		*	mg/Kg	0.05	0.3	08/15/08 23:59	msh
Zinc, total (3050)	M6010B ICP	47		*	mg/Kg	1	5	08/15/08 0:05	aeh

Soil Analysis

Parameter	EPA Method	Result	Qual	XQ	Units	MDL	PQL	Date	Analyst
Solids, Percent	CLPSOW390, PART F, D-98	97.5		*	%	0.1	0.5	07/30/08 18:32	bjl

Soil Preparation

Parameter	EPA Method	Result	Qual	XQ	Units	MDL	PQL	Date	Analyst
Air Dry at 34 Degrees C	USDA No. 1, 1972			*				07/30/08 1:48	bjl
Digestion - Hot Plate	M3050B ICP-MS							08/08/08 14:29	mjc/lwt
Sieve-2000 um (2.0mm)	ASA No.9, 15-4.2.2			*				08/05/08 11:58	lwt/brd

Arizona license number: AZ0102

R 8/30/08

** Please refer to Qualifier Reports for details.*

ACZ Laboratories, Inc.

2773 Downhill Drive Steamboat Springs, CO 80487 (800) 334-5493

Inorganic Analytical Results

FMI Gold & Copper - Sierrita

Project ID: OJ07R9

Sample ID: CP-SD-10-1.5-3.0

ACZ Sample ID: ***L70791-10***

Date Sampled: *07/28/08 10:00*

Date Received: *07/29/08*

Sample Matrix: *Soil*

Metals Analysis

Parameter	EPA Method	Result	Qual	XQ	Units	MDL	PQL	Date	Analyst	
Antimony, total (3050)	M6020 ICP-MS		U	*	mg/Kg	0.2	1	08/16/08 0:05	msh	UJ(M2)
Arsenic, total (3050)	M6020 ICP-MS	1.2			mg/Kg	0.3	0.5	08/14/08 21:28	erf/msh	
Barium, total (3050)	M6010B ICP	193		*	mg/Kg	0.3	2	08/15/08 0:08	aeh	J(M1)
Beryllium, total (3050)	M6010B ICP	0.4	B		mg/Kg	0.2	1	08/16/08 2:30	aeh	
Cadmium, total (3050)	M6010B ICP		U		mg/Kg	0.5	2	08/15/08 0:08	aeh	
Chromium, total (3050)	M6010B ICP	13		*	mg/Kg	1	5	08/15/08 0:08	aeh	
Cobalt, total (3050)	M6010B ICP	12			mg/Kg	1	5	08/15/08 0:08	aeh	
Copper, total (3050)	M6010B ICP	269		*	mg/Kg	1	5	08/15/08 0:08	aeh	
Lead, total (3050)	M6020 ICP-MS	1.81			mg/Kg	0.05	0.3	08/14/08 21:28	erf/msh	
Manganese, total (3050)	M6010B ICP	332		*	mg/Kg	0.5	3	08/16/08 2:30	aeh	J(M1)
Mercury, total	M7471A CVAA		U		mg/Kg	0.04	0.2	08/11/08 14:55	jws	
Molybdenum, total (3050)	M6010B ICP	3	B		mg/Kg	1	5	08/15/08 0:08	aeh	
Nickel, total (3050)	M6010B ICP	31			mg/Kg	1	5	08/15/08 0:08	aeh	
Selenium, total (3050)	M6020 ICP-MS		U	*	mg/Kg	0.05	0.3	08/14/08 21:28	erf/msh	
Thallium, total (3050)	M6020 ICP-MS	0.32			mg/Kg	0.05	0.3	08/16/08 0:05	msh	
Uranium, total (3050)	M6020 ICP-MS	4.41		*	mg/Kg	0.05	0.3	08/16/08 0:05	msh	
Zinc, total (3050)	M6010B ICP	53		*	mg/Kg	1	5	08/15/08 0:08	aeh	

Soil Analysis

Parameter	EPA Method	Result	Qual	XQ	Units	MDL	PQL	Date	Analyst
Solids, Percent	CLPSOW390, PART F, D-98	97.6		*	%	0.1	0.5	07/30/08 19:42	bjl

Soil Preparation

Parameter	EPA Method	Result	Qual	XQ	Units	MDL	PQL	Date	Analyst
Air Dry at 34 Degrees C	USDA No. 1, 1972			*				07/30/08 2:19	bjl
Digestion - Hot Plate	M3050B ICP-MS							08/08/08 14:41	mjc/lwt
Sieve-2000 um (2.0mm)	ASA No.9, 15-4.2.2			*				08/05/08 12:01	lwt/brd

Arizona license number: AZ0102

8/30/08

REPIN.02.06.05.01

** Please refer to Qualifier Reports for details.*

ACZ Laboratories, Inc.

2773 Downhill Drive Steamboat Springs, CO 80487 (800) 334-5493

Inorganic Analytical Results

FMI Gold & Copper - Sierrita
Project ID: OJ07R9
Sample ID: CP-SD-09-0-1.5

ACZ Sample ID: ***L70791-11***
Date Sampled: *07/28/08 10:39*
Date Received: *07/29/08*
Sample Matrix: *Soil*

Metals Analysis

Parameter	EPA Method	Result	Qual	XQ	Units	MDL	PQL	Date	Analyst	
Antimony, total (3050)	M6020 ICP-MS	0.3	B	*	mg/Kg	0.2	1	08/16/08 0:11	msh	UJ(B3,M2)
Arsenic, total (3050)	M6020 ICP-MS	1.9			mg/Kg	0.3	0.5	08/14/08 21:35	erf/msh	
Barium, total (3050)	M6010B ICP	139		*	mg/Kg	0.3	2	08/15/08 0:11	aeh	J (M1)
Beryllium, total (3050)	M6010B ICP	0.4	B		mg/Kg	0.2	1	08/16/08 2:34	aeh	
Cadmium, total (3050)	M6010B ICP		U		mg/Kg	0.5	2	08/15/08 0:11	aeh	
Chromium, total (3050)	M6010B ICP	11		*	mg/Kg	1	5	08/15/08 0:11	aeh	
Cobalt, total (3050)	M6010B ICP	10			mg/Kg	1	5	08/15/08 0:11	aeh	
Copper, total (3050)	M6010B ICP	1100		*	mg/Kg	1	5	08/15/08 0:11	aeh	
Lead, total (3050)	M6020 ICP-MS	11.30			mg/Kg	0.05	0.3	08/14/08 21:35	erf/msh	
Manganese, total (3050)	M6010B ICP	312		*	mg/Kg	0.5	3	08/16/08 2:34	aeh	J (M1)
Mercury, total	M7471A CVAA		U		mg/Kg	0.04	0.2	08/11/08 14:58	jws	
Molybdenum, total (3050)	M6010B ICP	157			mg/Kg	1	5	08/15/08 0:11	aeh	
Nickel, total (3050)	M6010B ICP	29			mg/Kg	1	5	08/15/08 0:11	aeh	
Selenium, total (3050)	M6020 ICP-MS	0.30		*	mg/Kg	0.05	0.3	08/28/08 18:41	rac	
Thallium, total (3050)	M6020 ICP-MS	0.21	B		mg/Kg	0.05	0.3	08/16/08 0:11	msh	U(B3)
Uranium, total (3050)	M6020 ICP-MS	2.44		*	mg/Kg	0.05	0.3	08/16/08 0:11	msh	
Zinc, total (3050)	M6010B ICP	75		*	mg/Kg	1	5	08/15/08 0:11	aeh	

Soil Analysis

Parameter	EPA Method	Result	Qual	XQ	Units	MDL	PQL	Date	Analyst
Solids, Percent	CLPSOW390, PART F, D-98	94.2		*	%	0.1	0.5	07/30/08 20:51	bjl

Soil Preparation

Parameter	EPA Method	Result	Qual	XQ	Units	MDL	PQL	Date	Analyst
Air Dry at 34 Degrees C	USDA No. 1, 1972			*				07/30/08 2:50	bjl
Digestion - Hot Plate	M3050B ICP-MS							08/08/08 14:53	mjc/lwt
Sieve-2000 um (2.0mm)	ASA No.9, 15-4.2.2			*				08/05/08 12:05	lwt/brd

Arizona license number: AZ0102

P 10/30/08

** Please refer to Qualifier Reports for details.*

ACZ Laboratories, Inc.

2773 Downhill Drive Steamboat Springs, CO 80487 (800) 334-5493

Inorganic Analytical Results

FMI Gold & Copper - Sierrita

Project ID: OJ07R9

Sample ID: CP-SD-09-1.5-3.0

ACZ Sample ID: ***L70791-12***

Date Sampled: *07/28/08 10:39*

Date Received: *07/29/08*

Sample Matrix: *Soil*

Metals Analysis

Parameter	EPA Method	Result	Qual	XQ	Units	MDL	PQL	Date	Analyst
Antimony, total (3050)	M6020 ICP-MS		U	*	mg/Kg	0.2	1	08/16/08 0:24	msh UJ(M2)
Arsenic, total (3050)	M6020 ICP-MS	0.7			mg/Kg	0.3	0.5	08/14/08 21:48	erf/msh
Barium, total (3050)	M6010B ICP	131		*	mg/Kg	0.3	2	08/15/08 0:15	aeh J(M1)
Beryllium, total (3050)	M6010B ICP	0.2	B		mg/Kg	0.2	1	08/16/08 2:37	aeh
Cadmium, total (3050)	M6010B ICP		U		mg/Kg	0.5	2	08/15/08 0:15	aeh
Chromium, total (3050)	M6010B ICP	11		*	mg/Kg	1	5	08/15/08 0:15	aeh
Cobalt, total (3050)	M6010B ICP	9			mg/Kg	1	5	08/15/08 0:15	aeh
Copper, total (3050)	M6010B ICP	380		*	mg/Kg	1	5	08/15/08 0:15	aeh
Lead, total (3050)	M6020 ICP-MS	26.60			mg/Kg	0.05	0.3	08/14/08 21:48	erf/msh
Manganese, total (3050)	M6010B ICP	239		*	mg/Kg	0.5	3	08/16/08 2:37	aeh J(M1)
Mercury, total	M7471A CVAA		U		mg/Kg	0.04	0.2	08/11/08 15:00	jws
Molybdenum, total (3050)	M6010B ICP	25			mg/Kg	1	5	08/15/08 0:15	aeh
Nickel, total (3050)	M6010B ICP	28			mg/Kg	1	5	08/15/08 0:15	aeh
Selenium, total (3050)	M6020 ICP-MS		U	*	mg/Kg	0.05	0.3	08/14/08 21:48	erf/msh
Thallium, total (3050)	M6020 ICP-MS	0.25	B		mg/Kg	0.05	0.3	08/16/08 0:24	msh U(B3)
Uranium, total (3050)	M6020 ICP-MS	2.46		*	mg/Kg	0.05	0.3	08/16/08 0:24	msh
Zinc, total (3050)	M6010B ICP	52		*	mg/Kg	1	5	08/15/08 0:15	aeh

Soil Analysis

Parameter	EPA Method	Result	Qual	XQ	Units	MDL	PQL	Date	Analyst
Solids, Percent	CLPSOW390, PART F, D-98	95.8		*	%	0.1	0.5	07/30/08 22:00	bjl

Soil Preparation

Parameter	EPA Method	Result	Qual	XQ	Units	MDL	PQL	Date	Analyst
Air Dry at 34 Degrees C	USDA No. 1, 1972			*				07/30/08 3:21	bjl
Digestion - Hot Plate	M3050B ICP-MS							08/08/08 15:04	mjc/lwt
Sieve-2000 um (2.0mm)	ASA No.9, 15-4.2.2			*				08/05/08 12:08	lwt/brd

Arizona license number: AZ0102

10/30/08

** Please refer to Qualifier Reports for details.*

ACZ Laboratories, Inc.
2773 Downhill Drive Steamboat Springs, CO 80487 (800) 334-5493

Inorganic Analytical Results

FMI Gold & Copper - Sierrita
Project ID: OJ07R9
Sample ID: OD-SD-01-0-1.5

ACZ Sample ID: ***L70791-13***
Date Sampled: *07/28/08 10:58*
Date Received: *07/29/08*
Sample Matrix: *Soil*

Metals Analysis

Parameter	EPA Method	Result	Qual	XQ	Units	MDL	PQL	Date	Analyst	
Antimony, total (3050)	M6020 ICP-MS	0.3	B	*	mg/Kg	0.2	1	08/16/08 0:43	msh	UJ(B3,M2)
Arsenic, total (3050)	M6020 ICP-MS	2.0		*	mg/Kg	0.3	0.5	08/21/08 10:56	msh	
Barium, total (3050)	M6010B ICP	184		*	mg/Kg	0.3	2	08/15/08 0:18	aeh	J(M1)
Beryllium, total (3050)	M6010B ICP	0.4	B		mg/Kg	0.2	1	08/16/08 2:41	aeh	
Cadmium, total (3050)	M6010B ICP		U		mg/Kg	0.5	2	08/15/08 0:18	aeh	
Chromium, total (3050)	M6010B ICP	13		*	mg/Kg	1	5	08/15/08 0:18	aeh	
Cobalt, total (3050)	M6010B ICP	11			mg/Kg	1	5	08/15/08 0:18	aeh	
Copper, total (3050)	M6010B ICP	361		*	mg/Kg	1	5	08/15/08 0:18	aeh	
Lead, total (3050)	M6020 ICP-MS	5.32			mg/Kg	0.05	0.3	08/14/08 22:07	erf/msh	
Manganese, total (3050)	M6010B ICP	332		*	mg/Kg	0.5	3	08/16/08 2:41	aeh	J(M1)
Mercury, total	M7471A CVAA		U		mg/Kg	0.04	0.2	08/11/08 15:03	jws	
Molybdenum, total (3050)	M6010B ICP	87			mg/Kg	1	5	08/15/08 0:18	aeh	
Nickel, total (3050)	M6010B ICP	30			mg/Kg	1	5	08/15/08 0:18	aeh	
Selenium, total (3050)	M6020 ICP-MS	0.23	B	*	mg/Kg	0.05	0.3	08/28/08 18:42	rac	U(B3)
Thallium, total (3050)	M6020 ICP-MS	0.29	B		mg/Kg	0.05	0.3	08/16/08 0:43	msh	U(B3)
Uranium, total (3050)	M6020 ICP-MS	3.11		*	mg/Kg	0.05	0.3	08/16/08 0:43	msh	
Zinc, total (3050)	M6010B ICP	51		*	mg/Kg	1	5	08/15/08 0:18	aeh	

Soil Analysis

Parameter	EPA Method	Result	Qual	XQ	Units	MDL	PQL	Date	Analyst
Solids, Percent	CLPSOW390, PART F, D-98	96.0		*	%	0.1	0.5	07/30/08 23:09	bjl

Soil Preparation

Parameter	EPA Method	Result	Qual	XQ	Units	MDL	PQL	Date	Analyst
Air Dry at 34 Degrees C	USDA No. 1, 1972			*				07/30/08 3:52	bjl
Digestion - Hot Plate	M3050B ICP-MS							08/08/08 15:16	mjc/lwt
Sieve-2000 um (2.0mm)	ASA No.9, 15-4.2.2			*				08/05/08 12:12	lwt/brd

Arizona license number: AZ0102

K 12/30/08

REPIN.02.06.05.01

** Please refer to Qualifier Reports for details.*

ACZ Laboratories, Inc.
2773 Downhill Drive Steamboat Springs, CO 80487 (800) 334-5493

Inorganic Analytical Results

FMI Gold & Copper - Sierrita
Project ID: OJ07R9
Sample ID: OD-SD-01-1.5-3.0

ACZ Sample ID: ***L70791-14***
Date Sampled: *07/28/08 10:58*
Date Received: *07/29/08*
Sample Matrix: *Soil*

Metals Analysis

Parameter	EPA Method	Result	Qual	XQ	Units	MDL	PQL	Date	Analyst
Antimony, total (3050)	M6020 ICP-MS		U	*	mg/Kg	0.2	1	08/16/08 0:50	msh UJ (M2)
Arsenic, total (3050)	M6020 ICP-MS	1.2		*	mg/Kg	0.3	0.5	08/21/08 11:01	msh J (E6)
Barium, total (3050)	M6010B ICP	185		*	mg/Kg	0.3	2	08/15/08 0:22	aeh J (M1)
Beryllium, total (3050)	M6010B ICP		U		mg/Kg	0.2	1	08/16/08 2:45	aeh
Cadmium, total (3050)	M6010B ICP		U		mg/Kg	0.5	2	08/15/08 0:22	aeh
Chromium, total (3050)	M6010B ICP	14		*	mg/Kg	1	5	08/15/08 0:22	aeh
Cobalt, total (3050)	M6010B ICP	10			mg/Kg	1	5	08/15/08 0:22	aeh
Copper, total (3050)	M6010B ICP	125		*	mg/Kg	1	5	08/15/08 0:22	aeh
Lead, total (3050)	M6020 ICP-MS	2.59			mg/Kg	0.05	0.3	08/14/08 22:14	erf/msh
Manganese, total (3050)	M6010B ICP	346		*	mg/Kg	0.5	3	08/16/08 2:45	aeh J (M1)
Mercury, total	M7471A CVAA		U		mg/Kg	0.04	0.2	08/11/08 15:05	jws
Molybdenum, total (3050)	M6010B ICP	6			mg/Kg	1	5	08/15/08 0:22	aeh
Nickel, total (3050)	M6010B ICP	29			mg/Kg	1	5	08/15/08 0:22	aeh
Selenium, total (3050)	M6020 ICP-MS	0.08	B	*	mg/Kg	0.05	0.3	08/28/08 18:43	rac U (B3)
Thallium, total (3050)	M6020 ICP-MS	0.28	B		mg/Kg	0.05	0.3	08/16/08 0:50	msh U (B3)
Uranium, total (3050)	M6020 ICP-MS	7.42		*	mg/Kg	0.05	0.3	08/16/08 0:50	msh
Zinc, total (3050)	M6010B ICP	43		*	mg/Kg	1	5	08/15/08 0:22	aeh

Soil Analysis

Parameter	EPA Method	Result	Qual	XQ	Units	MDL	PQL	Date	Analyst
Solids, Percent	CLPSOW390, PART F, D-98	96.4		*	%	0.1	0.5	07/31/08 0:19	bjl

Soil Preparation

Parameter	EPA Method	Result	Qual	XQ	Units	MDL	PQL	Date	Analyst
Air Dry at 34 Degrees C	USDA No. 1, 1972			*				07/30/08 4:23	bjl
Digestion - Hot Plate	M3050B ICP-MS							08/08/08 15:27	mjc/lwt
Sieve-2000 um (2.0mm)	ASA No.9, 15-4.2.2			*				08/05/08 12:15	lwt/brd

Arizona license number: AZ0102

12/30/08

** Please refer to Qualifier Reports for details.*

ACZ Laboratories, Inc.

2773 Downhill Drive Steamboat Springs, CO 80487 (800) 334-5493

Inorganic Analytical Results

FMI Gold & Copper - Sierrita

Project ID: OJ07R9

Sample ID: OD-SD-02-0-1.5

ACZ Sample ID: ***L70791-15***

Date Sampled: *07/28/08 11:11*

Date Received: *07/29/08*

Sample Matrix: *Soil*

Metals Analysis

Parameter	EPA Method	Result	Qual	XQ	Units	MDL	PQL	Date	Analyst
Antimony, total (3050)	M6020 ICP-MS	0.2	B	*	mg/Kg	0.2	1	08/16/08 0:56	msh UJ/B3, M2)
Arsenic, total (3050)	M6020 ICP-MS	2.2		*	mg/Kg	0.3	0.5	08/21/08 11:06	msh J (E6)
Barium, total (3050)	M6010B ICP	173		*	mg/Kg	0.3	2	08/15/08 0:25	aeh J (M1)
Beryllium, total (3050)	M6010B ICP	0.5	B		mg/Kg	0.2	1	08/16/08 2:56	aeh
Cadmium, total (3050)	M6010B ICP		U		mg/Kg	0.5	2	08/15/08 0:25	aeh
Chromium, total (3050)	M6010B ICP	13		*	mg/Kg	1	5	08/15/08 0:25	aeh
Cobalt, total (3050)	M6010B ICP	12			mg/Kg	1	5	08/15/08 0:25	aeh
Copper, total (3050)	M6010B ICP	376		*	mg/Kg	1	5	08/15/08 0:25	aeh
Lead, total (3050)	M6020 ICP-MS	7.63			mg/Kg	0.05	0.3	08/14/08 22:20	erf/msh
Manganese, total (3050)	M6010B ICP	390		*	mg/Kg	0.5	3	08/16/08 2:56	aeh J (M1)
Mercury, total	M7471A CVAA		U		mg/Kg	0.04	0.2	08/11/08 15:08	jws
Molybdenum, total (3050)	M6010B ICP	107			mg/Kg	1	5	08/15/08 0:25	aeh
Nickel, total (3050)	M6010B ICP	32			mg/Kg	1	5	08/15/08 0:25	aeh
Selenium, total (3050)	M6020 ICP-MS	0.42		*	mg/Kg	0.05	0.3	08/28/08 18:45	rac
Thallium, total (3050)	M6020 ICP-MS	0.30			mg/Kg	0.05	0.3	08/16/08 0:56	msh U (B3)
Uranium, total (3050)	M6020 ICP-MS	4.66		*	mg/Kg	0.05	0.3	08/16/08 0:56	msh
Zinc, total (3050)	M6010B ICP	60		*	mg/Kg	1	5	08/15/08 0:25	aeh

Soil Analysis

Parameter	EPA Method	Result	Qual	XQ	Units	MDL	PQL	Date	Analyst
Solids, Percent	CLPSOW390, PART F, D-98	95.1		*	%	0.1	0.5	07/31/08 1:28	bjl

Soil Preparation

Parameter	EPA Method	Result	Qual	XQ	Units	MDL	PQL	Date	Analyst
Air Dry at 34 Degrees C	USDA No. 1, 1972			*				07/30/08 4:54	bjl
Digestion - Hot Plate	M3050B ICP-MS							08/08/08 15:39	mjc/lwt
Sieve-2000 um (2.0mm)	ASA No.9, 15-4.2.2			*				08/05/08 12:19	lwt/brd

Arizona license number: AZ0102

12/30/08

REPIN.02.06.05.01

** Please refer to Qualifier Reports for details.*

ACZ Laboratories, Inc.
2773 Downhill Drive Steamboat Springs, CO 80487 (800) 334-5493

Inorganic Analytical Results

FMI Gold & Copper - Sierrita
Project ID: OJ07R9
Sample ID: OD-SD-02-1.5-3.0

ACZ Sample ID: ***L70791-16***
Date Sampled: *07/28/08 11:11*
Date Received: *07/29/08*
Sample Matrix: *Soil*

Metals Analysis

Parameter	EPA Method	Result	Qual	XQ	Units	MDL	PQL	Date	Analyst
Antimony, total (3050)	M6020 ICP-MS		U	*	mg/Kg	0.2	1	08/16/08 1:03	msh UJ(M2)
Arsenic, total (3050)	M6020 ICP-MS	0.9		*	mg/Kg	0.3	0.5	08/21/08 11:11	msh
Barium, total (3050)	M6010B ICP	173		*	mg/Kg	0.3	2	08/15/08 0:29	aeh J(M1)
Beryllium, total (3050)	M6010B ICP	0.2	B		mg/Kg	0.2	1	08/16/08 2:59	aeh
Cadmium, total (3050)	M6010B ICP		U		mg/Kg	0.5	2	08/15/08 0:29	aeh
Chromium, total (3050)	M6010B ICP	9		*	mg/Kg	1	5	08/15/08 0:29	aeh
Cobalt, total (3050)	M6010B ICP	9			mg/Kg	1	5	08/15/08 0:29	aeh
Copper, total (3050)	M6010B ICP	27		*	mg/Kg	1	5	08/15/08 0:29	aeh
Lead, total (3050)	M6020 ICP-MS	1.89			mg/Kg	0.05	0.3	08/14/08 22:26	erf/msh
Manganese, total (3050)	M6010B ICP	320		*	mg/Kg	0.5	3	08/16/08 2:59	aeh J(M1)
Mercury, total	M7471A CVAA		U		mg/Kg	0.04	0.2	08/11/08 15:15	jws
Molybdenum, total (3050)	M6010B ICP	3	B		mg/Kg	1	5	08/15/08 0:29	aeh
Nickel, total (3050)	M6010B ICP	26			mg/Kg	1	5	08/15/08 0:29	aeh
Selenium, total (3050)	M6020 ICP-MS	0.07	B	*	mg/Kg	0.05	0.3	08/28/08 18:46	rac U(B3)
Thallium, total (3050)	M6020 ICP-MS	0.32			mg/Kg	0.05	0.3	08/16/08 1:03	msh
Uranium, total (3050)	M6020 ICP-MS	3.37		*	mg/Kg	0.05	0.3	08/16/08 1:03	msh
Zinc, total (3050)	M6010B ICP	41		*	mg/Kg	1	5	08/15/08 0:29	aeh

Soil Analysis

Parameter	EPA Method	Result	Qual	XQ	Units	MDL	PQL	Date	Analyst
Solids, Percent	CLPSOW390, PART F, D-98	97.8		*	%	0.1	0.5	07/31/08 2:37	bjl

Soil Preparation

Parameter	EPA Method	Result	Qual	XQ	Units	MDL	PQL	Date	Analyst
Air Dry at 34 Degrees C	USDA No. 1, 1972			*				07/30/08 5:25	bjl
Digestion - Hot Plate	M3050B ICP-MS							08/08/08 15:50	mjc/lwt
Sieve-2000 um (2.0mm)	ASA No.9, 15-4.2.2			*				08/05/08 12:23	lwt/brd

Arizona license number: AZ0102

R 7/30/08

** Please refer to Qualifier Reports for details.*

ACZ Laboratories, Inc.
2773 Downhill Drive Steamboat Springs, CO 80487 (800) 334-5493

Inorganic Analytical Results

FMI Gold & Copper - Sierrita
Project ID: OJ07R9
Sample ID: OD-SD-04-0-1.5

ACZ Sample ID: ***L70791-17***
Date Sampled: *07/28/08 12:34*
Date Received: *07/29/08*
Sample Matrix: *Soil*

Metals Analysis

Parameter	EPA Method	Result	Qual	XQ	Units	MDL	PQL	Date	Analyst	
Antimony, total (3050)	M6020 ICP-MS	0.3	B	*	mg/Kg	0.2	1	08/16/08 1:09	msh	UJ(B3, M2)
Arsenic, total (3050)	M6020 ICP-MS	3.1		*	mg/Kg	0.3	0.5	08/21/08 11:16	msh	
Barium, total (3050)	M6010B ICP	118		*	mg/Kg	0.3	2	08/15/08 0:32	aeh	J(M1)
Beryllium, total (3050)	M6010B ICP	0.4	B		mg/Kg	0.2	1	08/16/08 3:03	aeh	
Cadmium, total (3050)	M6010B ICP		U		mg/Kg	0.5	2	08/15/08 0:32	aeh	
Chromium, total (3050)	M6010B ICP	11		*	mg/Kg	1	5	08/15/08 0:32	aeh	
Cobalt, total (3050)	M6010B ICP	11			mg/Kg	1	5	08/15/08 0:32	aeh	
Copper, total (3050)	M6010B ICP	1640		*	mg/Kg	1	5	08/15/08 0:32	aeh	
Lead, total (3050)	M6020 ICP-MS	8.86			mg/Kg	0.05	0.3	08/14/08 22:33	erf/msh	
Manganese, total (3050)	M6010B ICP	262		*	mg/Kg	0.5	3	08/16/08 3:03	aeh	J (M1)
Mercury, total	M7471A CVAA		U		mg/Kg	0.04	0.2	08/11/08 15:17	jws	
Molybdenum, total (3050)	M6010B ICP	128			mg/Kg	1	5	08/15/08 0:32	aeh	
Nickel, total (3050)	M6010B ICP	29			mg/Kg	1	5	08/15/08 0:32	aeh	
Selenium, total (3050)	M6020 ICP-MS	0.53		*	mg/Kg	0.05	0.3	08/28/08 18:48	rac	
Thallium, total (3050)	M6020 ICP-MS	0.30	B		mg/Kg	0.05	0.3	08/16/08 1:09	msh	U(B3)
Uranium, total (3050)	M6020 ICP-MS	4.25		*	mg/Kg	0.05	0.3	08/16/08 1:09	msh	
Zinc, total (3050)	M6010B ICP	68		*	mg/Kg	1	5	08/15/08 0:32	aeh	

Soil Analysis

Parameter	EPA Method	Result	Qual	XQ	Units	MDL	PQL	Date	Analyst
Solids, Percent	CLPSOW390, PART F, D-98	95.9		*	%	0.1	0.5	07/31/08 3:47	bjl

Soil Preparation

Parameter	EPA Method	Result	Qual	XQ	Units	MDL	PQL	Date	Analyst
Air Dry at 34 Degrees C	USDA No. 1, 1972			*				07/30/08 5:56	bjl
Digestion - Hot Plate	M3050B ICP-MS							08/08/08 16:02	mjc/lwt
Sieve-2000 um (2.0mm)	ASA No.9, 15-4.2.2			*				08/05/08 12:26	lwt/brd

Arizona license number: AZ0102

10/30/08

** Please refer to Qualifier Reports for details.*

ACZ Laboratories, Inc.
2773 Downhill Drive Steamboat Springs, CO 80487 (800) 334-5493

Inorganic Analytical Results

FMI Gold & Copper - Sierrita
Project ID: OJ07R9
Sample ID: OD-SD-04-1.5-3.0

ACZ Sample ID: ***L70791-18***
Date Sampled: *07/28/08 12:34*
Date Received: *07/29/08*
Sample Matrix: *Soil*

Metals Analysis

Parameter	EPA Method	Result	Qual	XQ	Units	MDL	PQL	Date	Analyst
Antimony, total (3050)	M6020 ICP-MS		U	*	mg/Kg	0.2	1	08/16/08 1:16	msh UJ(M2)
Arsenic, total (3050)	M6020 ICP-MS	2.1		*	mg/Kg	0.3	0.5	08/21/08 11:31	msh
Barium, total (3050)	M6010B ICP	133		*	mg/Kg	0.3	2	08/15/08 0:43	aeh J(M1)
Beryllium, total (3050)	M6010B ICP	0.3	B		mg/Kg	0.2	1	08/16/08 3:07	aeh
Cadmium, total (3050)	M6010B ICP		U		mg/Kg	0.5	2	08/15/08 0:43	aeh
Chromium, total (3050)	M6010B ICP	9		*	mg/Kg	1	5	08/15/08 0:43	aeh
Cobalt, total (3050)	M6010B ICP	9			mg/Kg	1	5	08/15/08 0:43	aeh
Copper, total (3050)	M6010B ICP	671		*	mg/Kg	1	5	08/15/08 0:43	aeh
Lead, total (3050)	M6020 ICP-MS	2.20			mg/Kg	0.05	0.3	08/14/08 22:39	erf/msh
Manganese, total (3050)	M6010B ICP	258		*	mg/Kg	0.5	3	08/16/08 3:07	aeh J(M1)
Mercury, total	M7471A CVAA		U		mg/Kg	0.04	0.2	08/11/08 15:19	jws
Molybdenum, total (3050)	M6010B ICP	25			mg/Kg	1	5	08/15/08 0:43	aeh
Nickel, total (3050)	M6010B ICP	27			mg/Kg	1	5	08/15/08 0:43	aeh
Selenium, total (3050)	M6020 ICP-MS	0.19	B	*	mg/Kg	0.05	0.3	08/28/08 18:49	rac U(B3)
Thallium, total (3050)	M6020 ICP-MS	0.26	B		mg/Kg	0.05	0.3	08/16/08 1:16	msh U(B3)
Uranium, total (3050)	M6020 ICP-MS	2.18		*	mg/Kg	0.05	0.3	08/16/08 1:16	msh
Zinc, total (3050)	M6010B ICP	48		*	mg/Kg	1	5	08/15/08 0:43	aeh

Soil Analysis

Parameter	EPA Method	Result	Qual	XQ	Units	MDL	PQL	Date	Analyst
Solids, Percent	CLPSOW390, PART F, D-98	97.9		*	%	0.1	0.5	07/31/08 4:56	bjl

Soil Preparation

Parameter	EPA Method	Result	Qual	XQ	Units	MDL	PQL	Date	Analyst
Air Dry at 34 Degrees C	USDA No. 1, 1972			*				07/30/08 6:27	bjl
Digestion - Hot Plate	M3050B ICP-MS							08/08/08 16:13	mjc/lwt
Sieve-2000 um (2.0mm)	ASA No.9, 15-4.2.2			*				08/05/08 12:30	lwt/brd

Arizona license number: AZ0102

12/30/08

** Please refer to Qualifier Reports for details.*

ACZ Laboratories, Inc.
2773 Downhill Drive Steamboat Springs, CO 80487 (800) 334-5493

Inorganic Analytical Results

FMI Gold & Copper - Sierrita
Project ID: OJ07R9
Sample ID: OD-SD-03-0-1.5

ACZ Sample ID: ***L70791-19***
Date Sampled: *07/28/08 13:00*
Date Received: *07/29/08*
Sample Matrix: *Soil*

Metals Analysis

Parameter	EPA Method	Result	Qual	XQ	Units	MDL	PQL	Date	Analyst	
Antimony, total (3050)	M6020 ICP-MS	0.3	B	*	mg/Kg	0.2	1	08/16/08 1:22	msh	UJ(B3,M2)
Arsenic, total (3050)	M6020 ICP-MS	2.7		*	mg/Kg	0.3	0.5	08/21/08 11:36	msh	
Barium, total (3050)	M6010B ICP	158		*	mg/Kg	0.3	2	08/15/08 0:46	aeh	J(M1)
Beryllium, total (3050)	M6010B ICP	0.4	B		mg/Kg	0.2	1	08/16/08 3:10	aeh	
Cadmium, total (3050)	M6010B ICP		U		mg/Kg	0.5	2	08/15/08 0:46	aeh	
Chromium, total (3050)	M6010B ICP	18		*	mg/Kg	1	5	08/15/08 0:46	aeh	
Cobalt, total (3050)	M6010B ICP	11			mg/Kg	1	5	08/15/08 0:46	aeh	
Copper, total (3050)	M6010B ICP	2350		*	mg/Kg	1	5	08/15/08 0:46	aeh	
Lead, total (3050)	M6020 ICP-MS	46.70			mg/Kg	0.05	0.3	08/14/08 22:46	erf/msh	
Manganese, total (3050)	M6010B ICP	316		*	mg/Kg	0.5	3	08/16/08 3:10	aeh	J(M1)
Mercury, total	M7471A CVAA		U		mg/Kg	0.04	0.2	08/11/08 15:21	jws	
Molybdenum, total (3050)	M6010B ICP	100			mg/Kg	1	5	08/15/08 0:46	aeh	
Nickel, total (3050)	M6010B ICP	31			mg/Kg	1	5	08/15/08 0:46	aeh	
Selenium, total (3050)	M6020 ICP-MS	0.41		*	mg/Kg	0.05	0.3	08/28/08 18:51	rac	
Thallium, total (3050)	M6020 ICP-MS	0.28	B		mg/Kg	0.05	0.3	08/16/08 1:22	msh	U (B3)
Uranium, total (3050)	M6020 ICP-MS	7.57		*	mg/Kg	0.05	0.3	08/16/08 1:22	msh	
Zinc, total (3050)	M6010B ICP	147		*	mg/Kg	1	5	08/15/08 0:46	aeh	

Soil Analysis

Parameter	EPA Method	Result	Qual	XQ	Units	MDL	PQL	Date	Analyst
Solids, Percent	CLPSOW390, PART F, D-98	95.7		*	%	0.1	0.5	07/31/08 6:05	bjl

Soil Preparation

Parameter	EPA Method	Result	Qual	XQ	Units	MDL	PQL	Date	Analyst
Air Dry at 34 Degrees C	USDA No. 1, 1972			*				07/30/08 6:58	bjl
Digestion - Hot Plate	M3050B ICP-MS							08/08/08 16:25	mjc/lwt
Sieve-2000 um (2.0mm)	ASA No.9, 15-4.2.2			*				08/05/08 12:33	lwt/brd

Arizona license number: AZ0102

12/30/08

** Please refer to Qualifier Reports for details.*

ACZ Laboratories, Inc.

2773 Downhill Drive Steamboat Springs, CO 80487 (800) 334-5493

Inorganic Analytical Results

FMI Gold & Copper - Sierrita

Project ID: OJ07R9

Sample ID: OD-SD-03-1.5-3.0

ACZ Sample ID: ***L70791-20***

Date Sampled: *07/28/08 13:00*

Date Received: *07/29/08*

Sample Matrix: *Soil*

Metals Analysis

Parameter	EPA Method	Result	Qual	XQ	Units	MDL	PQL	Date	Analyst	
Antimony, total (3050)	M6020 ICP-MS		U	*	mg/Kg	0.4	2	08/16/08 1:28	msh	UJ(M2)
Arsenic, total (3050)	M6020 ICP-MS	2.8		*	mg/Kg	0.5	1	08/21/08 11:41	msh	
Barium, total (3050)	M6010B ICP	87.9		*	mg/Kg	0.3	2	08/15/08 0:49	aeh	J (M1)
Beryllium, total (3050)	M6010B ICP	0.3	B		mg/Kg	0.2	1	08/16/08 3:14	aeh	
Cadmium, total (3050)	M6010B ICP	0.5	B		mg/Kg	0.5	2	08/15/08 0:49	aeh	
Chromium, total (3050)	M6010B ICP	13		*	mg/Kg	1	5	08/15/08 0:49	aeh	
Cobalt, total (3050)	M6010B ICP	8			mg/Kg	1	5	08/15/08 0:49	aeh	
Copper, total (3050)	M6010B ICP	4390		*	mg/Kg	1	5	08/15/08 0:49	aeh	
Lead, total (3050)	M6020 ICP-MS	253			mg/Kg	0.1	0.5	08/16/08 1:28	msh	
Manganese, total (3050)	M6010B ICP	173		*	mg/Kg	0.5	3	08/16/08 3:14	aeh	J(M1)
Mercury, total	M7471A CVAA	0.05	B		mg/Kg	0.04	0.2	08/11/08 15:23	jws	
Molybdenum, total (3050)	M6010B ICP	145			mg/Kg	1	5	08/15/08 0:49	aeh	
Nickel, total (3050)	M6010B ICP	30			mg/Kg	1	5	08/15/08 0:49	aeh	
Selenium, total (3050)	M6020 ICP-MS	0.4	B	*	mg/Kg	0.1	0.5	08/28/08 18:55	rac	U(B3)
Thallium, total (3050)	M6020 ICP-MS	0.2	B		mg/Kg	0.1	0.5	08/16/08 1:28	msh	U ↓
Uranium, total (3050)	M6020 ICP-MS	7.8		*	mg/Kg	0.1	0.5	08/16/08 1:28	msh	
Zinc, total (3050)	M6010B ICP	201		*	mg/Kg	1	5	08/15/08 0:49	aeh	

Soil Analysis

Parameter	EPA Method	Result	Qual	XQ	Units	MDL	PQL	Date	Analyst
Solids, Percent	CLPSOW390, PART F, D-98	95.7		*	%	0.1	0.5	07/31/08 7:14	bjl

Soil Preparation

Parameter	EPA Method	Result	Qual	XQ	Units	MDL	PQL	Date	Analyst
Air Dry at 34 Degrees C	USDA No. 1, 1972			*				07/30/08 7:29	bjl
Digestion - Hot Plate	M3050B ICP-MS							08/08/08 16:36	mjc/lwt
Sieve-2000 um (2.0mm)	ASA No.9, 15-4.2.2			*				08/05/08 12:37	lwt/brd

Arizona license number: AZ0102

12/30/08

REPIN.02.06.05.01

** Please refer to Qualifier Reports for details.*

LDC #: 19954A4

SDG #: L70791

Laboratory: ACZ Laboratories, Inc.

VALIDATION COMPLETENESS WORKSHEET

Level IV

Date: 12-23-08

Page: 1 of 1

Reviewer: MG

2nd Reviewer: ✓

METHOD: Metals (EPA SW 846 Method 6010B/6020/7000)

The samples listed below were reviewed for each of the following validation areas. Validation findings are noted in attached validation findings worksheets.

	Validation Area		Comments
I.	Technical holding times	A	Sampling dates: 7-23-08 through 7-28-08
II.	Calibration	SW	
III.	Blanks	SW	
IV.	ICP Interference Check Sample (ICS) Analysis	A	
V.	Matrix Spike Analysis	SW	MS/MSD
VI.	Duplicate Sample Analysis	N	
VII.	Laboratory Control Samples (LCS)	A	LCS/LCSD
VIII.	Internal Standard (ICP-MS)	SW	
IX.	Furnace Atomic Absorption QC	N	not utilized
X.	ICP Serial Dilution	A	
XI.	Sample Result Verification	A	
XII.	Overall Assessment of Data	A	
XIII.	Field Duplicates	N	
XIV.	Field Blanks	N	

Note: A = Acceptable
N = Not provided/applicable
SW = See worksheet

ND = No compounds detected
R = Rinsate
FB = Field blank

D = Duplicate
TB = Trip blank
EB = Equipment blank

Validated Samples: all soil

1	CP-Q09-0-1	11	CP-SD-09-0-1.5	21	CP-Q09-0-1MS	31	
2	CP-Q09-1-3	12	CP-SD-09-1.5-3.0	22	CP-Q09-0-1MSD	32	
3	CP-SD-07-0-1.5	13	OD-SD-01-0-1.5	23	OD-SD-03-1.5-3.0MS	33	
4	CP-SD-07-1.5-3.0	14	OD-SD-01-1.5-3.0	24	OD-SD-03-1.5-3.0MSD	34	
5	CP-P12-0-1	15	OD-SD-02-0-1.5	25	PBS	35	
6	CP-P12-1-3	16	OD-SD-02-1.5-3.0	26		36	
7	CP-SD-08-0-1.5	17	OD-SD-04-0-1.5	27		37	
8	CP-SD-08-1.5-3.0	18	OD-SD-04-1.5-3.0	28		38	
9	CP-SD-10-0-1.5	19	OD-SD-03-0-1.5	29		39	
10	CP-SD-10-1.5-3.0	20	OD-SD-03-1.5-3.0	30		40	

Notes:

LDC #: 19954A4
SDG #: L70791

VALIDATION FINDINGS CHECKLIST

Reviewer: MG
2nd Reviewer: ✓

Method: Metals (EPA SW 846 Method 6010/7000/6020)

Validation Area	Yes	No	NA	Findings/Comments
I. Technical holding times				
All technical holding times were met.	✓			
Cooler temperature criteria was met.	✓			
II. Calibration				
Were all instruments calibrated daily, each set-up time?	✓			
Were the proper number of standards used?	✓			
Were all initial and continuing calibration verification %Rs within the 90-110% (80-120% for mercury and 85-115% for cyanide) QC limits?		✓		
Were all initial calibration correlation coefficients ≥ 0.995? (Level IV only)	✓			
III. Blanks				
Was a method blank associated with every sample in this SDG?	✓			
Was there contamination in the method blanks? If yes, please see the Blanks validation completeness worksheet.	✓			
IV. ICP Interference Check Sample				
Were ICP interference check samples performed daily?	✓			
Were the AB solution percent recoveries (%R) with the 80-120% QC limits?	✓			
IV. Matrix spike/Matrix spike duplicates				
Were a matrix spike (MS) and duplicate (DUP) analyzed for each matrix in this SDG? If no, indicate which matrix does not have an associated MS/MSD or MS/DUP. Soil / Water.	✓			
Were the MS/MSD percent recoveries (%R) and the relative percent differences (RPD) within the 75-125 QC limits? If the sample concentration exceeded the spike concentration by a factor of 4 or more, no action was taken.		✓		
Were the MS/MSD or duplicate relative percent differences (RPD) ≤ 20% for waters and ≤ 35% for soil samples? A control limit of +/- RL(+/-2X RL for soil) was used for samples that were ≤ 5X the RL, including when only one of the duplicate sample values were < 5X the RL.	✓			
V. Laboratory control samples				
Was an LCS anaylzed for this SDG?	✓			
Was an LCS analyzed per extraction batch?	✓			
Were the LCS percent recoveries (%R) and relative percent difference (RPD) within the 80-120% QC limits for water samples and laboratory established QC limits for soils?	✓			
VI. Furnace Atomic Absorption QC				
If MSA was performed, was the correlation coefficients > 0.995?			✓	
Do all applicable analysies have duplicate injections? (Level IV only)			✓	
For sample concentrations > RL, are applicable duplicate injection RSD values < 20%? (Level IV only)			✓	
Were analytical spike recoveries within the 85-115% QC limits?			✓	

LDC #: 19954A4
SDG #: L70791

VALIDATION FINDINGS CHECKLIST

Reviewer: MG
2nd Reviewer: W

Validation Area	Yes	No	NA	Findings/Comments
VII. ICP Serial Dilution				
Was an ICP serial dilution analyzed if analyte concentrations were > 50X the IDL?	✓			
Were all percent differences (%Ds) < 10%?	✓			
Was there evidence of negative interference? If yes, professional judgement will be used to qualify the data.		✓		
VIII. Internal Standards (EPA SW 846 Method 6020)				
Were all the percent recoveries (%R) within the 30-120% of the intensity of the internal standard in the associated initial calibration?		✓		
If the %Rs were outside the criteria, was a reanalysis performed?	✓			
IX. Regional Quality Assurance and Quality Control				
Were performance evaluation (PE) samples performed?		✓		
Were the performance evaluation (PE) samples within the acceptance limits?			✓	
X. Sample Result Verification				
Were RLs adjusted to reflect all sample dilutions and dry weight factors applicable to level IV validation?	✓			
XI. Overall assessment of data				
Overall assessment of data was found to be acceptable.	✓			
XII. Field duplicates				
Field duplicate pairs were identified in this SDG.		✓		
Target analytes were detected in the field duplicates.			✓	
XIII. Field blanks				
Field blanks were identified in this SDG.		✓		
Target analytes were detected in the field blanks.			✓	

LDC #: 19954A4
SDG #: L70791

VALIDATION FINDINGS WORKSHEET
Sample Specific Element Reference

Reviewer: MG
2nd reviewer: [illegible]

All circled elements are applicable to each sample.

Sample ID	Matrix	Target Analyte List (TAL)
1 → 20	S	Al, Sb, As, Ba, Be, Cd, Ca, Cr, Co, Cu, Fe, Pb, Mg, Mn, Hg, Ni, K, Se, Ag, Na, Tl, V, Zn, Mo, B, Si, CN⁻, U ___
QC 21, 22	↓	Al, Sb, As, Ba, Be, Cd, Ca, Cr, Co, Cu, Fe, Pb, Mg, Mn, Hg, Ni, K, Se, Ag, Na, Tl, V, Zn, Mo, B, Si, CN⁻, U ___
↓ 23, 24	↓	Al, Sb, As, Ba, Be, Cd, Ca, Cr, Co, Cu, Fe, Pb, Mg, Mn, Hg, Ni, K, Se, Ag, Na, Tl, V, Zn, Mo, B, Si, CN⁻, ___ ___
		Al, Sb, As, Ba, Be, Cd, Ca, Cr, Co, Cu, Fe, Pb, Mg, Mn, Hg, Ni, K, Se, Ag, Na, Tl, V, Zn, Mo, B, Si, CN⁻, ___ ___
		Al, Sb, As, Ba, Be, Cd, Ca, Cr, Co, Cu, Fe, Pb, Mg, Mn, Hg, Ni, K, Se, Ag, Na, Tl, V, Zn, Mo, B, Si, CN⁻, ___ ___
		Al, Sb, As, Ba, Be, Cd, Ca, Cr, Co, Cu, Fe, Pb, Mg, Mn, Hg, Ni, K, Se, Ag, Na, Tl, V, Zn, Mo, B, Si, CN⁻, ___ ___
		Al, Sb, As, Ba, Be, Cd, Ca, Cr, Co, Cu, Fe, Pb, Mg, Mn, Hg, Ni, K, Se, Ag, Na, Tl, V, Zn, Mo, B, Si, CN⁻, ___ ___
		Al, Sb, As, Ba, Be, Cd, Ca, Cr, Co, Cu, Fe, Pb, Mg, Mn, Hg, Ni, K, Se, Ag, Na, Tl, V, Zn, Mo, B, Si, CN⁻, ___ ___
		Al, Sb, As, Ba, Be, Cd, Ca, Cr, Co, Cu, Fe, Pb, Mg, Mn, Hg, Ni, K, Se, Ag, Na, Tl, V, Zn, Mo, B, Si, CN⁻, ___ ___
		Al, Sb, As, Ba, Be, Cd, Ca, Cr, Co, Cu, Fe, Pb, Mg, Mn, Hg, Ni, K, Se, Ag, Na, Tl, V, Zn, Mo, B, Si, CN⁻, ___ ___
		Al, Sb, As, Ba, Be, Cd, Ca, Cr, Co, Cu, Fe, Pb, Mg, Mn, Hg, Ni, K, Se, Ag, Na, Tl, V, Zn, Mo, B, Si, CN⁻, ___ ___
		Al, Sb, As, Ba, Be, Cd, Ca, Cr, Co, Cu, Fe, Pb, Mg, Mn, Hg, Ni, K, Se, Ag, Na, Tl, V, Zn, Mo, B, Si, CN⁻, ___ ___
		Al, Sb, As, Ba, Be, Cd, Ca, Cr, Co, Cu, Fe, Pb, Mg, Mn, Hg, Ni, K, Se, Ag, Na, Tl, V, Zn, Mo, B, Si, CN⁻, ___ ___
		Al, Sb, As, Ba, Be, Cd, Ca, Cr, Co, Cu, Fe, Pb, Mg, Mn, Hg, Ni, K, Se, Ag, Na, Tl, V, Zn, Mo, B, Si, CN⁻, ___ ___
		Al, Sb, As, Ba, Be, Cd, Ca, Cr, Co, Cu, Fe, Pb, Mg, Mn, Hg, Ni, K, Se, Ag, Na, Tl, V, Zn, Mo, B, Si, CN⁻, ___ ___
		Al, Sb, As, Ba, Be, Cd, Ca, Cr, Co, Cu, Fe, Pb, Mg, Mn, Hg, Ni, K, Se, Ag, Na, Tl, V, Zn, Mo, B, Si, CN⁻, ___ ___
		Al, Sb, As, Ba, Be, Cd, Ca, Cr, Co, Cu, Fe, Pb, Mg, Mn, Hg, Ni, K, Se, Ag, Na, Tl, V, Zn, Mo, B, Si, CN⁻, ___ ___
		Al, Sb, As, Ba, Be, Cd, Ca, Cr, Co, Cu, Fe, Pb, Mg, Mn, Hg, Ni, K, Se, Ag, Na, Tl, V, Zn, Mo, B, Si, CN⁻, ___ ___
		Al, Sb, As, Ba, Be, Cd, Ca, Cr, Co, Cu, Fe, Pb, Mg, Mn, Hg, Ni, K, Se, Ag, Na, Tl, V, Zn, Mo, B, Si, CN⁻, ___ ___
		Al, Sb, As, Ba, Be, Cd, Ca, Cr, Co, Cu, Fe, Pb, Mg, Mn, Hg, Ni, K, Se, Ag, Na, Tl, V, Zn, Mo, B, Si, CN⁻, ___ ___
		Al, Sb, As, Ba, Be, Cd, Ca, Cr, Co, Cu, Fe, Pb, Mg, Mn, Hg, Ni, K, Se, Ag, Na, Tl, V, Zn, Mo, B, Si, CN⁻, ___ ___
Analysis Method		
ICP		Al, Sb, As, Ba, Be, Cd, Ca, Cr, Co, Cu, Fe, Pb, Mg, Mn, Hg, Ni, K, Se, Ag, Na, Tl, V, Zn, Mo, B, Si, CN⁻, ___ ___
ICP Trace	S	Al, Sb, As, Ba, Be, Cd, Ca, Cr, Co, Cu, Fe, Pb, Mg, Mn, Hg, Ni, K, Se, Ag, Na, Tl, V, Zn, Mo, B, Si, CN⁻, ___ ___
ICP-MS	↓	Al, Sb, As, Ba, Be, Cd, Ca, Cr, Co, Cu, Fe, Pb, Mg, Mn, Hg, Ni, K, Se, Ag, Na, Tl, V, Zn, Mo, B, Si, CN⁻, U ___
GFAA		Al, Sb, As, Ba, Be, Cd, Ca, Cr, Co, Cu, Fe, Pb, Mg, Mn, Hg, Ni, K, Se, Ag, Na, Tl, V, Zn, Mo, B, Si, CN⁻,

Comments: Mercury by CVAA if performed

LDC #: 19954A4
SDG #: L70791

VALIDATION FINDINGS WORKSHEET
Calibration

Page: 1 of 1
Reviewer: MG
2nd Reviewer: [illegible]

METHOD: Trace Metals (EPA SW 846 Method 6010/7000)

Please see qualifications below for all questions answered "N". Not applicable questions are identified as "N/A".

Y N N/A Were all instruments calibrated daily, each set-up time, and were the proper number of standards used?

Y N N/A Were all initial and continuing calibration verification percent recoveries (%R) within the control limits of 90-110% for all analytes except mercury (80-120%) and cyanide (85-115%)?

LEVEL IV ONLY:

Y N N/A Was a midrange cyanide standard distilled?

Y N N/A Are all correlation coefficients ≥0.995?

Y N N/A Were recalculated results acceptable? See Level IV Initial and Continuing Calibration Recalculation Worksheet for recalculations.

#	Date	Calibration ID	Analyte	%R	Associated Samples	Qualification of Data
1	8-14-08	CCV (21:54)	Se	111.6 (90-110)	4, 10, 12	J dets / P V1

Comments:

CAL.4SW

LDC #: 19954A4
SDG #: L70791
METHOD: Trace Metals (EPA SW 846 Method 6010/7000)
Blank concentration units, unless otherwise noted: mg/L

VALIDATION FINDINGS WORKSHEET
Prep Blank/ICB/CCB Findings

Associated Samples: Sb, Tl for all, Se for # 5→9, 11, 13→20

Reviewer: MG
2nd Reviewer: L

	Blank Identification										
Analyte	ICB	CCB1	CCB2	CCB3	PB ( )	ICB	CCB1	CCB2	CCB3	PB ( )	Analyte
Al											Al
Sb 8-15	0.00048										Sb
As											As
Ba											Ba
Be											Be
Cd											Cd
Ca											Ca
Cr											Cr
Co											Co
Cu											Cu
Fe											Fe
Pb											Pb
Mg											Mg
Mn											Mn
Hg											Hg
Ni											Ni
K											K
8-28 Se	0.0001										Se
Ag											Ag
Na											Na
8-15 Tl	0.00012										Tl
V											V
Zn											Zn
B											B
Mo											Mo
Sr											Sr

The highest concentration found in the Prep Blank and ICB/CCB for each analyte is circled on this worksheet and transferred to the PB/ICB/CCB Qualified Samples worksheet.

BLNKICB.4SW

LDC #: 19954A4
SDG #: L70791

VALIDATION FINDINGS WORKSHEET
PB/ICB/CCB QUALIFIED SAMPLES

P.B. & Sb Tl CCBs for all
Se CCB for # 5→9, 11, 13→20

Reviewer: MG
2nd Reviewer: [illegible]

METHOD: Trace Metals (EPA SW 846 Method 6010/7000) Soil preparation factor applied: 100x ; 5x d:1
Sample Concentration units, unless otherwise noted: mg / kg Associated Samples:
Qual : U B3

Analyte	Maximum PB[a] (mg/Kg)	Maximum PB[a] (ug/L)	Maximum ICB/CCB[a] (ug/L)	Blank Action Limit	Sample Identification 1	3	4	5	6	7	8	9	11	12
Al														
Sb	0.25		0.48	1.25	0.3	0.2	0.2	0.9	0.3	0.2		0.2	0.3	
As														
Ba														
Be														
Cd														
Ca														
Cr														
Co														
Cu														
Fe														
Pb														
Mg														
Mn														
Hg														
Mo														
Ni														
K														
Se			0.1	0.25					0.19		0.09			
Ag														
Na														
Tl			0.12	0.30	0.26	0.27	0.30	0.26	0.18	0.25		0.25	0.21	0.25
V														
Zn														
Sn														
B														

Samples with analyte concentrations within five times the associated ICB, CCB or PB concentration are listed above with the identifications from the Validation Completeness Worksheet. These sample results were qualified as not detected, "U".
Note : a - The listed analyte concentration is the highest ICB, CCB, or PB detected in the analysis of each element.

BLNKSMP.4SW

LDC #: 19954A4
SDG #: L70791

VALIDATION FINDINGS WORKSHEET
PB/ICB/CCB QUALIFIED SAMPLES

P.B. & Sb Tl CCBs for all
Se CCB for # 5→9, 11, 13→20
Qual: U B3

Reviewer: MG
2nd Reviewer: [illegible]

METHOD: Trace Metals (EPA SW 846 Method 6010/7000) Soil preparation factor applied: 100x ; 5x d:1
Sample Concentration units, unless otherwise noted: mg/kg Associated Samples:

Analyte	Maximum PB[a] (mg/Kg)	Maximum PB[a] (ug/L)	Maximum ICB/CCB[a] (ug/L)	Blank Action Limit	Sample Identification 13	14	15	16	17	18	19	20		
Al														
Sb	0.25		0.48	1.25	0.3		0.2		0.3		0.3			
As														
Ba														
Be														
Cd														
Ca														
Cr														
Co														
Cu														
Fe														
Pb														
Mg														
Mn														
Hg														
Mo														
Ni														
K														
Se			0.1	0.25	0.23	0.08		0.07		0.19		10 x d:1 0.4		
Ag														
Na														
Tl			0.12	0.30	0.29	0.28	0.30	~~0.30~~ 9mR	0.30	0.26	0.28	0.2		
V														
Zn														
Sn														
B														

Samples with analyte concentrations within five times the associated ICB, CCB or PB concentration are listed above with the identifications from the Validation Completeness Worksheet. These sample results were qualified as not detected, "U".
Note : a - The listed analyte concentration is the highest ICB, CCB, or PB detected in the analysis of each element.

BLNKSMP.4SW

LDC #: 19954A4
SDG #: L70791

VALIDATION FINDINGS WORKSHEET
Matrix Spike/Matrix Spike Duplicates

Page: 1 of 1
Reviewer: MG
2nd Reviewer: [illegible]

METHOD: Trace metals (EPA SW 846 Method 6010/7000)

Please see qualifications below for all questions answered "N". Not applicable questions are identified as "N/A".

(Y) N N/A Was a matrix spike analyzed for each matrix in this SDG?

Y (N) N/A Were matrix spike percent recoveries (%R) within the control limits of 75-125? If the sample concentration exceeded the spike concentration by a factor of 4 or more, no action was taken.

(Y) N N/A Were all duplicate sample relative percent differences (RPD) ≤ 20% for water samples and ≤35% for soil samples?

LEVEL IV ONLY:

(Y) N N/A Were recalculated results acceptable? See Level IV Recalculation Worksheet for recalculations.

#	MS/MSD ID	Matrix	Analyte	MS %Recovery	MSD %Recovery	RPD (Limits)	Associated Samples	Qualifications
1	21/22	Soil	Sb	40.2 (75-125)	40.8 (75-125)		all	J/UJ/A M2
2	23/24		Ba	163.1 ( )	162.2 ( )			J dets/A M1
			Mn	201.4 ( )	146.6 ( )			

Comments:

MSD.4S2

LDC #: 19954A4
SDG #: L70791

VALIDATION FINDINGS WORKSHEET
Internal Standards (ICP-MS)

Reviewer: MG
2nd Reviewer: [illegible]

METHOD: Metals (EPA SW 846 Method 6020)

Please see qualifications below for all questions answered "N". Not applicable questions are identified as "N/A".

Y (N) N/A Were all internal standard percent recoveries within 30-120% of the intensity of the internal standard in the initial calibration standard ?

(Y) N N/A If the response to either of the above questions is no, were the samples reanalyzed as required ?

#	Internal Standard	Associated Metals	%R (Limits)	Associated Samples	Qualifications
1	Bi-209 (8-15)	Tl	120.8 (30-120)	1	J/UJ/A (EG)
2	Sc-45 (2)	As	120.2 ( )	14	
3	Sc-45 (2)	As	124.5 ( )	15	
4	Bi-209 (8-14)	Pb, U	122.0 ( )	1	

LDC #: 19954A4
SDG #: L70791

VALIDATION FINDINGS WORKSHEET
Initial and Continuing Calibration Calculation Verification

Reviewer: MG
2nd Reviewer: [illegible]

METHOD: Trace Metals (EPA SW 846 Method 6010/6020/7000)

An initial and continuing calibration verification percent recovery (%R) was recalculated for each type of analysis using the following formula:

$\%R = \frac{Found}{True} \times 100$ Where, Found = concentration (in ug/L) of each analyte measured in the analysis of the ICV or CCV solution
True = concentration (in ug/L) of each analyte in the ICV or CCV source

Standard ID	Type of Analysis	Element	Found (ug/L)	True (ug/L)	Recalculated %R	Reported %R	Acceptable (Y/N)
2302 ICV	ICP (Initial calibration)	Ba	2037.7	2000.	101.9	101.9	Y
1416 ICV	GFAA (Initial calibration)	Hg	9.65	10.02	96.3	96.3	
	CVAA (Initial calibration)						
0205 CCV1	ICP (Continuing calibration)	Mn	1031.6	1000.	103.2	103.2	
	GFAA (Continuing calibration)						
1442 CCV1	CVAA (Continuing calibration)	Hg	9.56	10.02	95.4	95.4	
2149 ICV	ICP/MS (Initial calibration)	Sb	mg 1.20.33	20.06	101.3	101.3	
2313 CCV1	ICP/MS (Continuing calibation)	Tl	53.19	50.00	106.4	106.4	

Comments: Refer to Calibration Verification findings worksheet for list of qualifications and associated samples when reported results do not agree within 10.0% of the recalculated results.

LDC #: 19954A4
SDG #: L70791

VALIDATION FINDINGS WORKSHEET
Level IV Recalculation Worksheet

Page: 1 of 1
Reviewer: MG
2nd Reviewer: [illegible]

METHOD: Trace Metals (EPA SW 846 Method 6010/7000)

Percent recoveries (%R) for an ICP interference check sample, a laboratory control sample and a matrix spike sample were recalculated using the following formula:

$\%R = \frac{Found}{True} \times 100$ Where, Found = Concentration of each analyte measured in the analysis of the sample. For the matrix spike calculation, Found = SSR (spiked sample result) - SR (sample result).
True = Concentration of each analyte in the source.

A sample and duplicate relative percent difference (RPD) was recalculated using the following formula:

$RPD = \frac{|S-D|}{(S+D)/2} \times 100$ Where, S = Original sample concentration
D = Duplicate sample concentration

An ICP serial dilution percent difference (%D) was recalculated using the following formula:

$\%D = \frac{|I-SDR|}{I} \times 100$ Where, I = Initial Sample Result (mg/L)
SDR = Serial Dilution Result (mg/L) (Instrument Reading x 5)

	Sample ID	Type of Analysis	Element	Found / S / I (units)	True / D / SDR (units)	Recalculated %R / RPD / %D	Reported %R / RPD / %D	Acceptable (Y/N)
8-16	0132 ICSAB	ICP interference check	Be	0.2468 (mg/L)	0.2505 (mg/L)	98.5	98.5	Y
8-14	1951 LCSS	Laboratory control sample	As	254.7 (mg/kg)	225. (mg/kg)	113	not reported	↓
8-15	0056 23	Matrix spike	Cr	(SSR-SR) 53.7 (mg/kg)	50 (mg/kg)	107.4	107.4	↓
8-16	0321/0325 23/24	Duplicate	Mn	273.7 (mg/kg)	246.3 (mg/kg)	10.54	10.55	↓
8-15	0049 / 0053 20	ICP serial dilution	Cu	4390. (mg/kg)	4570. (mg/kg)	4.1	4.1	↓

Comments: Refer to appropriate worksheet for list of qualifications and associated samples when reported results do not agree within 10.0% of the recalculated results.

LDC #: 19954A4
SDG #: L70791

VALIDATION FINDINGS WORKSHEET
Sample Calculation Verification

Reviewer: MG
2nd reviewer: ~~L~~

METHOD: Trace Metals (EPA SW 846 Method 6010/7000)

Please see qualifications below for all questions answered "N". Not applicable questions are identified as "N/A".

(Y) N N/A Have results been reported and calculated correctly?
(Y) N N/A Are results within the calibrated range of the instruments and within the linear range of the ICP?
(Y) N N/A Are all detection limits below the CRDL?

Detected analyte results for #1, Sb were recalculated and verified using the following equation:

Concentration = $\frac{(RD)(FV)(Dil)}{(In.\ Vol.)(\%S)}$

RD = Raw data concentration
FV = Final volume (ml)
In. Vol. = Initial volume (ml) or weight (G)
Dil = Dilution factor
%S = Decimal percent solids

Recalculation:

$$\frac{(0.632\ mg/L)(0.050\ L)(5)}{(0.5\ g)} = 0.316\ mg/g \text{ or } mg/kg$$

Sample ID	Analyte	Reported Concentration (mg/kg)	Calculated Concentration (mg/kg)	Acceptable (Y/N)
1	Sb	0.3	0.3	Y
	As	2.3	2.3	
	Ba	120.	120.	
	Be	0.6	0.6	
	Cr	12.	12.	
	Co	8.	8.	
	Cu	724.	724.	
	Pb	4.61	4.61	
	Mn	202.	202.	
	Mo	123.	123.	
	Ni	29.	29.	
	Se	0.35	0.35	
	Tl	0.26	0.26	
	U	2.21	2.20	
	Zn	44.	44.	

LDC #: 19954A4
SDG #: L70791

VALIDATION FINDINGS WORKSHEET
Sample Calculation Verification

Reviewer: MG
2nd reviewer: [illegible]

METHOD: Trace Metals (EPA SW 846 Method 6010/7000)

Please see qualifications below for all questions answered "N". Not applicable questions are identified as "N/A".

Y N N/A Have results been reported and calculated correctly?
Y N N/A Are results within the calibrated range of the instruments and within the linear range of the ICP?
Y N N/A Are all detection limits below the CRDL?

Detected analyte results for #20, U were recalculated and verified using the following equation:

Concentration = (RD)(FV)(Dil) / (In. Vol.)(%S)

RD = Raw data concentration
FV = Final volume (ml)
In. Vol. = Initial volume (ml) or weight (G)
Dil = Dilution factor
%S = Decimal percent solids

Recalculation:

$$\frac{(7.818\ \mu g/L)(0.050\ L)(10)}{(0.5\ g)} = 7.818\ \mu g/g \text{ or } mg/kg$$

Sample ID	Analyte	Reported Concentration (mg/kg)	Calculated Concentration (mg/kg)	Acceptable (Y/N)
20	As	2.8	2.8	Y
	Ba	87.9	87.8	
	Be	0.3	0.3	
	Cd	0.5	0.5	
	Cr	13.	13.	
	Co	8.	8.	
	Cu	4390.	4390.	
	Pb	253.	252.	
	Mn	173.	173.	
	Hg	0.05	0.05	
	Mo	145.	145.	
	Ni	30.	30.	
	Se	0.4	0.4	
	Tl	0.2	0.2	
	U	7.8	7.8	
	Zn	201.	201.	

Laboratory Data Consultants, Inc.
Data Validation Report

Project/Site Name: FMI Gold & Copper-Sierrita

Collection Date: August 12, 2008

LDC Report Date: December 29, 2008

Matrix: Soil

Parameters: Metals

Validation Level: Level IV

Laboratory: ACZ Laboratories, Inc.

Sample Delivery Group (SDG): L71134

Sample Identification

RP-JS-02-0-1
RP-JS-02-1-3
RP-JS-02-1-3D
RP-JS-02-5-7
RP-JS-02-10-12
RP-JS-02-15-17
RP-JS-01-0-1
RP-JS-01-1-3
RP-JS-01-1-3D
RP-JS-01-5-7
RP-JS-01-10-12
RP-JS-01-15-17
EM-JS-08-0-1
EM-JS-08-1-3
EM-JS-08-1-3D
EM-JS-08-5-7
EM-JS-08-10-12
EM-JS-08-5-7MS
EM-JS-08-5-7MSD
EM-JS-08-10-12MS
EM-JS-08-10-12MSD

Introduction

This data review covers 21 soil samples listed on the cover sheet including dilutions and reanalysis as applicable. The analyses were per EPA SW 846 Methods 6010B, 6020, and 7000 for Metals. The metals analyzed were Antimony, Arsenic, Barium, Beryllium, Cadmium, Chromium, Cobalt, Copper, Lead, Manganese, Mercury, Molybdenum, Nickel, Selenium, Thallium, Uranium, and Zinc.

This review follows a modified outline of the USEPA Contract Laboratory Program National Functional Guidelines for Inorganic Data Review (October 2004) as there are no current guidelines for the methods stated above.

A qualification summary table is provided at the end of this report if data has been qualified. Flags are classified as P (protocol) or A (advisory) to indicate whether the flag is due to a laboratory deviation from a specified protocol or is of technical advisory nature.

Blanks are summarized in Section III.

Field duplicates are summarized in Section XIII.

The following are definitions of the data qualifiers:

U Indicates the compound or analyte was analyzed for but not detected at or above the stated limit.

J Indicates an estimated value.

R Quality control indicates the data is not usable.

N Presumptive evidence of presence of the constituent.

UJ Indicates the compound or analyte was analyzed for but not detected. The sample detection limit is an estimated value.

A Indicates the finding is based upon technical validation criteria.

P Indicates the finding is related to a protocol/contractual deviation.

None Indicates the data was not significantly impacted by the finding, therefore qualification was not required.

I. Technical Holding Times

All technical holding time requirements were met.

The chain-of-custodies were reviewed for documentation of cooler temperatures. All cooler temperatures met validation criteria.

II. Calibration

An initial calibration was performed.

The frequency and analysis criteria of the initial calibration verification (ICV) and continuing calibration verification (CCV) were met.

III. Blanks

Method blanks were reviewed for each matrix as applicable. No contaminant concentrations were found in the initial, continuing and preparation blanks with the following exceptions:

Method Blank ID	Analyte	Maximum Concentration	Associated Samples
ICB/CCB	Copper	11 ug/L	RP-JS-02-0-1 RP-JS-02-1-3 RP-JS-02-1-3D RP-JS-02-5-7 RP-JS-02-10-12 RP-JS-02-15-17 RP-JS-01-0-1 RP-JS-01-1-3 RP-JS-01-1-3D RP-JS-01-5-7 RP-JS-01-10-12 RP-JS-01-15-17 EM-JS-08-0-1 EM-JS-08-1-3 EM-JS-08-1-3D EM-JS-08-10-12
ICB/CCB	Lead	0.1 ug/L	EM-JS-08-5-7 EM-JS-08-10-12
ICB/CCB	Thallium	0.21 ug/L	All samples in SDG L71134

Data qualification by the initial, continuing and preparation blanks (ICB/CCB/PBs) was based on the maximum contaminant concentration in the ICB/CCB/PBs in the analysis of each analyte. The sample concentrations were either not detected or were significantly greater (>5X blank contaminants) than the concentrations found in the associated method blanks with the following exceptions:

Sample	Analyte	Reported Concentration	Modified Final Concentration
RP-JS-02-0-1	Thallium	0.25 mg/Kg	0.25U mg/Kg
RP-JS-02-1-3	Thallium	0.11 mg/Kg	0.11U mg/Kg
RP-JS-02-1-3D	Thallium	0.12 mg/Kg	0.12U mg/Kg
RP-JS-02-5-7	Thallium	0.17 mg/Kg	0.17U mg/Kg
RP-JS-02-10-12	Thallium	0.12 mg/Kg	0.12U mg/Kg
RP-JS-02-15-17	Thallium	0.15 mg/Kg	0.15U mg/Kg
RP-JS-01-0-1	Thallium	0.15 mg/Kg	0.15U mg/Kg
RP-JS-01-1-3	Thallium	0.13 mg/Kg	0.13U mg/Kg
RP-JS-01-1-3D	Thallium	0.14 mg/Kg	0.14U mg/Kg
RP-JS-01-5-7	Thallium	0.08 mg/Kg	0.08U mg/Kg
RP-JS-01-10-12	Thallium	0.09 mg/Kg	0.09U mg/Kg
RP-JS-01-15-17	Thallium	0.15 mg/Kg	0.15U mg/Kg
EM-JS-08-0-1	Thallium	0.12 mg/Kg	0.12U mg/Kg
EM-JS-08-1-3	Thallium	0.20 mg/Kg	0.20U mg/Kg
EM-JS-08-1-3D	Thallium	0.17 mg/Kg	0.17U mg/Kg
EM-JS-08-5-7	Thallium	0.22 mg/Kg	0.22U mg/Kg
EM-JS-08-10-12	Thallium	0.17 mg/Kg	0.17U mg/Kg

No field blanks were identified in this SDG.

IV. ICP Interference Check Sample (ICS) Analysis

The frequency of analysis was met.

The criteria for analysis were met.

V. Matrix Spike Analysis

Matrix spike (MS) and matrix spike duplicate (MSD) samples were reviewed for each matrix as applicable. Percent recoveries (%R) and relative percent differences (RPD) were within QC limits with the following exceptions:

Spike ID (Associated Samples)	Analyte	MS (%R) (Limits)	MSD (%R) (Limits)	RPD (Limits)	Flag	A or P
EM-JS-08-10-12MS/MSD (All samples in SDG L71134)	Antimony	57.2 (75-125)	62.8 (75-125)	-	J (all detects) UJ (all non-detects)	A
EM-JS-08-5-7MS/MSD (All samples in SDG L71134)	Chromium	-	126.5 (75-125)	-	J (all detects)	A

VI. Duplicate Sample Analysis

Duplicate (DUP) sample analyses were reviewed for each matrix as applicable.

VII. Laboratory Control Samples (LCS)

Laboratory control samples were reviewed for each matrix as applicable. Results were within QC limits with the following exceptions:

LCS ID	Analyte	LCS Concentration (Limits)	LCSD Concentration (Limits)	Associated Samples	Flag	A or P
LCS/LCSD	Arsenic	271.1 mg/Kg (181-270)	-	All samples in SDG L71134	J (all detects)	P

VIII. Internal Standards

All internal standard percent recoveries (%R) were within QC limits.

IX. Furnace Atomic Absorption QC

Graphite furnace atomic absorption was not utilized in this SDG.

X. ICP Serial Dilution

ICP serial dilution analysis was performed by the laboratory. The analysis criteria were met with the following exceptions:

Diluted Sample	Analyte	%D (Limits)	Associated Samples	Flag	A or P
EM-JS-08-5-7L	Lead	16.4 (≤10)	All samples in SDG L71134	J (all detects)	A

XI. Sample Result Verification

All sample result verifications were acceptable.

XII. Overall Assessment of Data

Data flags are summarized at the end of this report if data has been qualified.

XIII. Field Duplicates

Samples RP-JS-02-1-3 and RP-JS-02-1-3D, samples RP-JS-01-1-3 and RP-JS-01-1-3D, and samples EM-JS-08-1-3 and EM-JS-08-1-3D were identified as field duplicates. No metals were detected in any of the samples with the following exceptions:

Compound	Concentration (mg/Kg)		RPD
	RP-JS-02-1-3	RP-JS-02-1-3D	
Arsenic	3.5	3.7	6
Barium	47.3	49.3	4
Chromium	3	3	0
Cobalt	2	2	0
Copper	74	81	9
Lead	8.50	9.53	11
Manganese	160	169	5
Mercury	0.2U	0.05	200
Molybdenum	121	109	10
Selenium	0.74	0.89	18
Thallium	0.11	0.12	9

Compound	Concentration (mg/Kg)		RPD
	RP-JS-02-1-3	RP-JS-02-1-3D	
Uranium	1.07	1.25	16
Zinc	23	26	12

Compound	Concentration (mg/Kg)		RPD
	RP-JS-01-1-3	RP-JS-01-1-3D	
Arsenic	3.1	3.1	0
Barium	46.1	41.8	10
Beryllium	0.2	0.2U	200
Chromium	4	4	0
Cobalt	5	5	0
Copper	183	181	1
Lead	12.70	13.40	5
Manganese	244	239	2
Molybdenum	86	66	26
Nickel	2	1	67
Selenium	0.80	0.80	0
Thallium	0.13	0.14	7
Uranium	2.44	2.35	4
Zinc	43	42	2

Compound	Concentration (mg/Kg)		RPD
	EM-JS-08-1-3	EM-JS-08-1-3D	
Antimony	0.4	0.6	40
Arsenic	7.7	8.2	6
Barium	47.3	69.5	38
Chromium	2	3	40
Cobalt	5	5	0
Copper	1800	1430	23
Lead	152	51.90	98
Manganese	190	193	2
Mercury	0.09	0.07	25
Molybdenum	315	342	8
Selenium	3.38	2.85	17
Thallium	0.20	0.17	16
Uranium	1.17	1.29	10
Zinc	39	43	10

FMI Gold & Copper-Sierrita
Metals - Data Qualification Summary - SDG L71134

SDG	Sample	Analyte	Flag	A or P	ADEQ	Reason
L71134	RP-JS-02-0-1 RP-JS-02-1-3 RP-JS-02-1-3D RP-JS-02-5-7 RP-JS-02-10-12 RP-JS-02-15-17 RP-JS-01-0-1 RP-JS-01-1-3 RP-JS-01-1-3D RP-JS-01-5-7 RP-JS-01-10-12 RP-JS-01-15-17 EM-JS-08-0-1 EM-JS-08-1-3 EM-JS-08-1-3D EM-JS-08-5-7 EM-JS-08-10-12	Antimony	J (all detects) UJ (all non-detects)	A	M2	Matrix spike/Matrix spike duplicates (%R)
L71134	RP-JS-02-0-1 RP-JS-02-1-3 RP-JS-02-1-3D RP-JS-02-5-7 RP-JS-02-10-12 RP-JS-02-15-17 RP-JS-01-0-1 RP-JS-01-1-3 RP-JS-01-1-3D RP-JS-01-5-7 RP-JS-01-10-12 RP-JS-01-15-17 EM-JS-08-0-1 EM-JS-08-1-3 EM-JS-08-1-3D EM-JS-08-5-7 EM-JS-08-10-12	Chromium	J (all detects)	A	M1	Matrix spike/Matrix spike duplicates (%R)
L71134	RP-JS-02-0-1 RP-JS-02-1-3 RP-JS-02-1-3D RP-JS-02-5-7 RP-JS-02-10-12 RP-JS-02-15-17 RP-JS-01-0-1 RP-JS-01-1-3 RP-JS-01-1-3D RP-JS-01-5-7 RP-JS-01-10-12 RP-JS-01-15-17 EM-JS-08-0-1 EM-JS-08-1-3 EM-JS-08-1-3D EM-JS-08-5-7 EM-JS-08-10-12	Arsenic	J (all detects)	A	L1	Laboratory control samples (concentration)

SDG	Sample	Analyte	Flag	A or P	ADEQ	Reason
L71134	RP-JS-02-0-1 RP-JS-02-1-3 RP-JS-02-1-3D RP-JS-02-5-7 RP-JS-02-10-12 RP-JS-02-15-17 RP-JS-01-0-1 RP-JS-01-1-3 RP-JS-01-1-3D RP-JS-01-5-7 RP-JS-01-10-12 RP-JS-01-15-17 EM-JS-08-0-1 EM-JS-08-1-3 EM-JS-08-1-3D EM-JS-08-5-7 EM-JS-08-10-12	Lead	J (all detects)	A	-	ICP serial dilution (%D)

FMI Gold & Copper-Sierrita
Metals - Laboratory Blank Data Qualification Summary - SDG L71134

SDG	Sample	Analyte	Modified Final Concentration	A or P	ADEQ
L71134	RP-JS-02-0-1	Thallium	0.25U mg/Kg	A	B3
L71134	RP-JS-02-1-3	Thallium	0.11U mg/Kg	A	B3
L71134	RP-JS-02-1-3D	Thallium	0.12U mg/Kg	A	B3
L71134	RP-JS-02-5-7	Thallium	0.17U mg/Kg	A	B3
L71134	RP-JS-02-10-12	Thallium	0.12U mg/Kg	A	B3
L71134	RP-JS-02-15-17	Thallium	0.15U mg/Kg	A	B3
L71134	RP-JS-01-0-1	Thallium	0.15U mg/Kg	A	B3
L71134	RP-JS-01-1-3	Thallium	0.13U mg/Kg	A	B3
L71134	RP-JS-01-1-3D	Thallium	0.14U mg/Kg	A	B3
L71134	RP-JS-01-5-7	Thallium	0.08U mg/Kg	A	B3
L71134	RP-JS-01-10-12	Thallium	0.09U mg/Kg	A	B3
L71134	RP-JS-01-15-17	Thallium	0.15U mg/Kg	A	B3

SDG	Sample	Analyte	Modified Final Concentration	A or P	ADEQ
L71134	EM-JS-08-0-1	Thallium	0.12U mg/Kg	A	B3
L71134	EM-JS-08-1-3	Thallium	0.20U mg/Kg	A	B3
L71134	EM-JS-08-1-3D	Thallium	0.17U mg/Kg	A	B3
L71134	EM-JS-08-5-7	Thallium	0.22U mg/Kg	A	B3
L71134	EM-JS-08-10-12	Thallium	0.17U mg/Kg	A	B3

FMI Gold & Copper-Sierrita
Metals - Field Blank Data Qualification Summary - SDG L71134

No Sample Data Qualified in this SDG

ACZ Laboratories, Inc.

2773 Downhill Drive Steamboat Springs, CO 80487 (800) 334-5493

Inorganic Analytical Results

FMI Gold & Copper - Sierrita
Project ID:
Sample ID: RP-JS-02-0-1

ACZ Sample ID: ***L71134-01***
Date Sampled: *08/12/08 08:11*
Date Received: *08/13/08*
Sample Matrix: *Soil*

Metals Analysis

Parameter	EPA Method	Result	Qual	XQ	Units	MDL	PQL	Date	Analyst	
Antimony, total (3050)	M6020 ICP-MS	0.2	B	*	mg/Kg	0.2	1	08/29/08 6:40	rac	J (M2)
Arsenic, total (3050)	M6020 ICP-MS	3.5		*	mg/Kg	0.3	0.5	08/29/08 6:40	rac	J (L1)
Barium, total (3050)	M6010B ICP	303			mg/Kg	0.3	2	08/28/08 3:09	aeh	
Beryllium, total (3050)	M6010B ICP	1.6			mg/Kg	0.2	1	08/28/08 3:09	aeh	
Cadmium, total (3050)	M6010B ICP		U		mg/Kg	0.5	2	08/28/08 3:09	aeh	
Chromium, total (3050)	M6010B ICP	7		*	mg/Kg	1	5	08/28/08 3:09	aeh	J (M1)
Cobalt, total (3050)	M6010B ICP	10		*	mg/Kg	1	5	08/28/08 3:09	aeh	
Copper, total (3050)	M6010B ICP	63		*	mg/Kg	1	5	08/28/08 3:09	aeh	
Lead, total (3050)	M6020 ICP-MS	10.80		*	mg/Kg	0.05	0.3	08/29/08 6:40	rac	J
Manganese, total (3050)	M6010B ICP	975		*	mg/Kg	0.5	3	08/28/08 3:09	aeh	
Mercury, total	M7471A CVAA	0.04	B		mg/Kg	0.04	0.2	08/23/08 17:15	jws/pmc	
Molybdenum, total (3050)	M6010B ICP	6		*	mg/Kg	1	5	08/28/08 3:09	aeh	
Nickel, total (3050)	M6010B ICP	6			mg/Kg	1	5	08/28/08 3:09	aeh	
Selenium, total (3050)	M6020 ICP-MS	0.34			mg/Kg	0.05	0.3	08/29/08 6:40	rac	
Thallium, total (3050)	M6020 ICP-MS	0.25	B		mg/Kg	0.05	0.3	08/29/08 6:40	rac	U (B3)
Uranium, total (3050)	M6020 ICP-MS	2.11		*	mg/Kg	0.05	0.3	08/29/08 6:40	rac	
Zinc, total (3050)	M6010B ICP	51		*	mg/Kg	1	5	08/28/08 3:09	aeh	

Soil Analysis

Parameter	EPA Method	Result	Qual	XQ	Units	MDL	PQL	Date	Analyst
Solids, Percent	CLPSOW390, PART F, D-98	93.3		*	%	0.1	0.5	08/18/08 19:10	bjl

Soil Preparation

Parameter	EPA Method	Result	Qual	XQ	Units	MDL	PQL	Date	Analyst
Air Dry at 34 Degrees C	USDA No. 1, 1972			*				08/18/08 17:00	bjl
Digestion - Hot Plate	M3050B ICP-MS							08/24/08 9:00	bjl
Sieve-2000 um (2.0mm)	ASA No.9, 15-4.2.2			*				08/23/08 3:11	lwt/bjl

Arizona license number: AZ0102

12/30/08

** Please refer to Qualifier Reports for details.*

ACZ Laboratories, Inc.

2773 Downhill Drive Steamboat Springs, CO 80487 (800) 334-5493

Inorganic Analytical Results

FMI Gold & Copper - Sierrita
Project ID:
Sample ID: RP-JS-02-1-3

ACZ Sample ID: ***L71134-02***
Date Sampled: *08/12/08 08:11*
Date Received: *08/13/08*
Sample Matrix: *Soil*

Metals Analysis

Parameter	EPA Method	Result	Qual	XQ	Units	MDL	PQL	Date	Analyst
Antimony, total (3050)	M6020 ICP-MS		U	*	mg/Kg	0.2	1	08/29/08 6:53	rac UJ (M2)
Arsenic, total (3050)	M6020 ICP-MS	3.5		*	mg/Kg	0.3	0.5	08/29/08 6:53	rac J (L1)
Barium, total (3050)	M6010B ICP	47.3			mg/Kg	0.3	2	08/28/08 3:13	aeh
Beryllium, total (3050)	M6010B ICP		U		mg/Kg	0.2	1	08/28/08 3:13	aeh
Cadmium, total (3050)	M6010B ICP		U		mg/Kg	0.5	2	08/28/08 3:13	aeh
Chromium, total (3050)	M6010B ICP	3	B	*	mg/Kg	1	5	08/28/08 3:13	aeh J (M1)
Cobalt, total (3050)	M6010B ICP	2	B	*	mg/Kg	1	5	08/28/08 3:13	aeh
Copper, total (3050)	M6010B ICP	74		*	mg/Kg	1	5	08/28/08 3:13	aeh
Lead, total (3050)	M6020 ICP-MS	8.50		*	mg/Kg	0.05	0.3	08/29/08 6:53	rac J
Manganese, total (3050)	M6010B ICP	160		*	mg/Kg	0.5	3	08/28/08 3:13	aeh
Mercury, total	M7471A CVAA		U		mg/Kg	0.04	0.2	08/23/08 17:17	jws/pmc
Molybdenum, total (3050)	M6010B ICP	121		*	mg/Kg	1	5	08/28/08 3:13	aeh
Nickel, total (3050)	M6010B ICP		U		mg/Kg	1	5	08/28/08 3:13	aeh
Selenium, total (3050)	M6020 ICP-MS	0.74			mg/Kg	0.05	0.3	08/29/08 6:53	rac
Thallium, total (3050)	M6020 ICP-MS	0.11	B		mg/Kg	0.05	0.3	08/29/08 6:53	rac U (B3)
Uranium, total (3050)	M6020 ICP-MS	1.07		*	mg/Kg	0.05	0.3	08/29/08 6:53	rac
Zinc, total (3050)	M6010B ICP	23		*	mg/Kg	1	5	08/28/08 3:13	aeh

Soil Analysis

Parameter	EPA Method	Result	Qual	XQ	Units	MDL	PQL	Date	Analyst
Solids, Percent	CLPSOW390, PART F, D-98	87.8		*	%	0.1	0.5	08/18/08 21:21	bjl

Soil Preparation

Parameter	EPA Method	Result	Qual	XQ	Units	MDL	PQL	Date	Analyst
Air Dry at 34 Degrees C	USDA No. 1, 1972			*				08/18/08 17:31	bjl
Digestion - Hot Plate	M3050B ICP-MS							08/24/08 9:22	bjl
Sieve-2000 um (2.0mm)	ASA No.9, 15-4.2.2			*				08/23/08 4:19	lwt/bjl

Arizona license number: AZ0102

12/30/08

** Please refer to Qualifier Reports for details.*

ACZ Laboratories, Inc.

2773 Downhill Drive Steamboat Springs, CO 80487 (800) 334-5493

Inorganic Analytical Results

FMI Gold & Copper - Sierrita
Project ID:
Sample ID: RP-JS-02-1-3D

ACZ Sample ID: ***L71134-03***
Date Sampled: *08/12/08 08:11*
Date Received: *08/13/08*
Sample Matrix: *Soil*

Metals Analysis

Parameter	EPA Method	Result	Qual	XQ	Units	MDL	PQL	Date	Analyst
Antimony, total (3050)	M6020 ICP-MS		U	*	mg/Kg	0.2	1	08/29/08 7:00	rac UJ (M2)
Arsenic, total (3050)	M6020 ICP-MS	3.7		*	mg/Kg	0.3	0.5	08/29/08 7:00	rac J (L1)
Barium, total (3050)	M6010B ICP	49.3			mg/Kg	0.3	2	08/28/08 3:16	aeh
Beryllium, total (3050)	M6010B ICP		U		mg/Kg	0.2	1	08/28/08 3:16	aeh
Cadmium, total (3050)	M6010B ICP		U		mg/Kg	0.5	2	08/28/08 3:16	aeh
Chromium, total (3050)	M6010B ICP	3	B	*	mg/Kg	1	5	08/28/08 3:16	aeh J (M1)
Cobalt, total (3050)	M6010B ICP	2	B	*	mg/Kg	1	5	08/28/08 3:16	aeh
Copper, total (3050)	M6010B ICP	81		*	mg/Kg	1	5	08/28/08 3:16	aeh
Lead, total (3050)	M6020 ICP-MS	9.53		*	mg/Kg	0.05	0.3	08/29/08 7:00	rac J
Manganese, total (3050)	M6010B ICP	169		*	mg/Kg	0.5	3	08/28/08 3:16	aeh
Mercury, total	M7471A CVAA	0.05	B		mg/Kg	0.04	0.2	08/23/08 17:19	jws/pmc
Molybdenum, total (3050)	M6010B ICP	109		*	mg/Kg	1	5	08/28/08 3:16	aeh
Nickel, total (3050)	M6010B ICP		U		mg/Kg	1	5	08/28/08 3:16	aeh
Selenium, total (3050)	M6020 ICP-MS	0.89			mg/Kg	0.05	0.3	08/29/08 7:00	rac
Thallium, total (3050)	M6020 ICP-MS	0.12	B		mg/Kg	0.05	0.3	08/29/08 7:00	rac u (B3)
Uranium, total (3050)	M6020 ICP-MS	1.25		*	mg/Kg	0.05	0.3	08/29/08 7:00	rac
Zinc, total (3050)	M6010B ICP	26		*	mg/Kg	1	5	08/28/08 3:16	aeh

Soil Analysis

Parameter	EPA Method	Result	Qual	XQ	Units	MDL	PQL	Date	Analyst
Solids, Percent	CLPSOW390, PART F, D-98	86.7		*	%	0.1	0.5	08/19/08 1:43	bjl

Soil Preparation

Parameter	EPA Method	Result	Qual	XQ	Units	MDL	PQL	Date	Analyst
Air Dry at 34 Degrees C	USDA No. 1, 1972			*				08/18/08 18:03	bjl
Digestion - Hot Plate	M3050B ICP-MS							08/24/08 9:45	bjl
Sieve-2000 um (2.0mm)	ASA No.9, 15-4.2.2			*				08/23/08 5:27	lwt/bjl

Arizona license number: AZ0102

Pd 30/08

** Please refer to Qualifier Reports for details.*

ACZ Laboratories, Inc.
2773 Downhill Drive Steamboat Springs, CO 80487 (800) 334-5493

Inorganic Analytical Results

FMI Gold & Copper - Sierrita
Project ID:
Sample ID: RP-JS-02-5-7

ACZ Sample ID: ***L71134-04***
Date Sampled: *08/12/08 08:21*
Date Received: *08/13/08*
Sample Matrix: *Soil*

Metals Analysis

Parameter	EPA Method	Result	Qual	XQ	Units	MDL	PQL	Date	Analyst
Antimony, total (3050)	M6020 ICP-MS		U	*	mg/Kg	0.2	1	08/29/08 7:20	rac UJ (M2)
Arsenic, total (3050)	M6020 ICP-MS	5.2		*	mg/Kg	0.3	0.5	08/29/08 7:20	rac J (L1)
Barium, total (3050)	M6010B ICP	188			mg/Kg	0.3	2	08/28/08 3:20	aeh
Beryllium, total (3050)	M6010B ICP	0.8	B		mg/Kg	0.2	1	08/28/08 3:20	aeh
Cadmium, total (3050)	M6010B ICP		U		mg/Kg	0.5	2	08/28/08 3:20	aeh
Chromium, total (3050)	M6010B ICP	4	B	*	mg/Kg	1	5	08/28/08 3:20	aeh J (M1)
Cobalt, total (3050)	M6010B ICP	10		*	mg/Kg	1	5	08/28/08 3:20	aeh
Copper, total (3050)	M6010B ICP	123		*	mg/Kg	1	5	08/28/08 3:20	aeh
Lead, total (3050)	M6020 ICP-MS	7.69		*	mg/Kg	0.05	0.3	08/29/08 7:20	rac J
Manganese, total (3050)	M6010B ICP	1250		*	mg/Kg	0.5	3	08/28/08 3:20	aeh
Mercury, total	M7471A CVAA		U		mg/Kg	0.04	0.2	08/23/08 17:21	jws/pmc
Molybdenum, total (3050)	M6010B ICP	32		*	mg/Kg	1	5	08/28/08 3:20	aeh
Nickel, total (3050)	M6010B ICP	4	B		mg/Kg	1	5	08/28/08 3:20	aeh
Selenium, total (3050)	M6020 ICP-MS	0.70			mg/Kg	0.05	0.3	08/29/08 7:20	rac
Thallium, total (3050)	M6020 ICP-MS	0.17	B		mg/Kg	0.05	0.3	08/29/08 7:20	rac U (B3)
Uranium, total (3050)	M6020 ICP-MS	2.12		*	mg/Kg	0.05	0.3	08/29/08 7:20	rac
Zinc, total (3050)	M6010B ICP	71		*	mg/Kg	1	5	08/28/08 3:20	aeh

Soil Analysis

Parameter	EPA Method	Result	Qual	XQ	Units	MDL	PQL	Date	Analyst
Solids, Percent	CLPSOW390, PART F, D-98	86.3		*	%	0.1	0.5	08/19/08 3:54	bjl

Soil Preparation

Parameter	EPA Method	Result	Qual	XQ	Units	MDL	PQL	Date	Analyst
Air Dry at 34 Degrees C	USDA No. 1, 1972			*				08/18/08 18:34	bjl
Digestion - Hot Plate	M3050B ICP-MS							08/24/08 10:07	bjl
Sieve-2000 um (2.0mm)	ASA No.9, 15-4.2.2			*				08/23/08 6:35	lwt/bjl

Arizona license number: AZ0102

12/20/08

** Please refer to Qualifier Reports for details.*

ACZ Laboratories, Inc.

2773 Downhill Drive Steamboat Springs, CO 80487 (800) 334-5493

Inorganic Analytical Results

FMI Gold & Copper - Sierrita
Project ID:
Sample ID: RP-JS-02-10-12

ACZ Sample ID: ***L71134-05***
Date Sampled: *08/12/08 08:37*
Date Received: *08/13/08*
Sample Matrix: *Soil*

Metals Analysis

Parameter	EPA Method	Result	Qual	XQ	Units	MDL	PQL	Date	Analyst
Antimony, total (3050)	M6020 ICP-MS	0.3	B	*	mg/Kg	0.2	1	08/29/08 7:27	rac J (M2)
Arsenic, total (3050)	M6020 ICP-MS	3.3		*	mg/Kg	0.3	0.5	08/29/08 7:27	rac J (L1)
Barium, total (3050)	M6010B ICP	50.9			mg/Kg	0.3	2	08/28/08 3:23	aeh
Beryllium, total (3050)	M6010B ICP	0.5	B		mg/Kg	0.2	1	08/28/08 3:23	aeh
Cadmium, total (3050)	M6010B ICP		U		mg/Kg	0.5	2	08/28/08 3:23	aeh
Chromium, total (3050)	M6010B ICP	2	B	*	mg/Kg	1	5	08/28/08 3:23	aeh J(M1)
Cobalt, total (3050)	M6010B ICP	16		*	mg/Kg	1	5	08/28/08 3:23	aeh
Copper, total (3050)	M6010B ICP	323		*	mg/Kg	1	5	08/28/08 3:23	aeh
Lead, total (3050)	M6020 ICP-MS	14.50		*	mg/Kg	0.05	0.3	08/29/08 7:27	rac J
Manganese, total (3050)	M6010B ICP	713		*	mg/Kg	0.5	3	08/28/08 3:23	aeh
Mercury, total	M7471A CVAA	0.07	B		mg/Kg	0.04	0.2	08/23/08 17:23	jws/pmc
Molybdenum, total (3050)	M6010B ICP	93		*	mg/Kg	1	5	08/28/08 3:23	aeh
Nickel, total (3050)	M6010B ICP	5			mg/Kg	1	5	08/28/08 3:23	aeh
Selenium, total (3050)	M6020 ICP-MS	0.93			mg/Kg	0.05	0.3	08/29/08 7:27	rac
Thallium, total (3050)	M6020 ICP-MS	0.12	B		mg/Kg	0.05	0.3	08/29/08 7:27	rac M (B3)
Uranium, total (3050)	M6020 ICP-MS	9.12		*	mg/Kg	0.05	0.3	08/29/08 7:27	rac
Zinc, total (3050)	M6010B ICP	139		*	mg/Kg	1	5	08/28/08 3:23	aeh

Soil Analysis

Parameter	EPA Method	Result	Qual	XQ	Units	MDL	PQL	Date	Analyst
Solids, Percent	CLPSOW390, PART F, D-98	88.4		*	%	0.1	0.5	08/19/08 6:05	bjl

Soil Preparation

Parameter	EPA Method	Result	Qual	XQ	Units	MDL	PQL	Date	Analyst
Air Dry at 34 Degrees C	USDA No. 1, 1972			*				08/18/08 19:06	bjl
Digestion - Hot Plate	M3050B ICP-MS							08/24/08 10:30	bjl
Sieve-2000 um (2.0mm)	ASA No.9, 15-4.2.2			*				08/23/08 7:43	lwt/bjl

Arizona license number: AZ0102

12/30/08

** Please refer to Qualifier Reports for details.*

ACZ Laboratories, Inc.
2773 Downhill Drive Steamboat Springs, CO 80487 (800) 334-5493

Inorganic Analytical Results

FMI Gold & Copper - Sierrita
Project ID:
Sample ID: RP-JS-02-15-17

ACZ Sample ID: ***L71134-06***
Date Sampled: *08/12/08 08:51*
Date Received: *08/13/08*
Sample Matrix: *Soil*

Metals Analysis

Parameter	EPA Method	Result	Qual	XQ	Units	MDL	PQL	Date	Analyst	
Antimony, total (3050)	M6020 ICP-MS	0.2	B	*	mg/Kg	0.2	1	08/29/08 7:33	rac	J(M2)
Arsenic, total (3050)	M6020 ICP-MS	3.1		*	mg/Kg	0.3	0.5	08/29/08 7:33	rac	J(L1)
Barium, total (3050)	M6010B ICP	47.5			mg/Kg	0.3	2	08/28/08 3:27	aeh	
Beryllium, total (3050)	M6010B ICP	0.2	B		mg/Kg	0.2	1	08/28/08 3:27	aeh	
Cadmium, total (3050)	M6010B ICP		U		mg/Kg	0.5	2	08/28/08 3:27	aeh	
Chromium, total (3050)	M6010B ICP	2	B	*	mg/Kg	1	5	08/28/08 3:27	aeh	J(M1)
Cobalt, total (3050)	M6010B ICP	7		*	mg/Kg	1	5	08/28/08 3:27	aeh	
Copper, total (3050)	M6010B ICP	289		*	mg/Kg	1	5	08/28/08 3:27	aeh	
Lead, total (3050)	M6020 ICP-MS	14.70		*	mg/Kg	0.05	0.3	08/29/08 7:33	rac	J
Manganese, total (3050)	M6010B ICP	386		*	mg/Kg	0.5	3	08/28/08 3:27	aeh	
Mercury, total	M7471A CVAA		U		mg/Kg	0.04	0.2	08/23/08 17:25	jws/pmc	
Molybdenum, total (3050)	M6010B ICP	51		*	mg/Kg	1	5	08/28/08 3:27	aeh	
Nickel, total (3050)	M6010B ICP	2	B		mg/Kg	1	5	08/28/08 3:27	aeh	
Selenium, total (3050)	M6020 ICP-MS	0.84			mg/Kg	0.05	0.3	08/29/08 7:33	rac	
Thallium, total (3050)	M6020 ICP-MS	0.15	B		mg/Kg	0.05	0.3	08/29/08 7:33	rac	U(B3)
Uranium, total (3050)	M6020 ICP-MS	4.35		*	mg/Kg	0.05	0.3	08/29/08 7:33	rac	
Zinc, total (3050)	M6010B ICP	64		*	mg/Kg	1	5	08/28/08 3:27	aeh	

Soil Analysis

Parameter	EPA Method	Result	Qual	XQ	Units	MDL	PQL	Date	Analyst
Solids, Percent	CLPSOW390, PART F, D-98	83.2		*	%	0.1	0.5	08/19/08 8:15	bjl

Soil Preparation

Parameter	EPA Method	Result	Qual	XQ	Units	MDL	PQL	Date	Analyst
Air Dry at 34 Degrees C	USDA No. 1, 1972			*				08/18/08 19:37	bjl
Digestion - Hot Plate	M3050B ICP-MS							08/24/08 10:52	bjl
Sieve-2000 um (2.0mm)	ASA No.9, 15-4.2.2			*				08/23/08 8:51	lwt/bjl

Arizona license number: AZ0102

10/30/08

REPIN.02.06.05.01

** Please refer to Qualifier Reports for details.*

ACZ Laboratories, Inc.

2773 Downhill Drive Steamboat Springs, CO 80487 (800) 334-5493

Inorganic Analytical Results

FMI Gold & Copper - Sierrita
Project ID:
Sample ID: RP-JS-01-0-1

ACZ Sample ID: ***L71134-07***
Date Sampled: *08/12/08 09:21*
Date Received: *08/13/08*
Sample Matrix: *Soil*

Metals Analysis

Parameter	EPA Method	Result	Qual	XQ	Units	MDL	PQL	Date	Analyst
Antimony, total (3050)	M6020 ICP-MS		U	*	mg/Kg	0.2	1	08/29/08 7:40	rac UJ(M2)
Arsenic, total (3050)	M6020 ICP-MS	3.5		*	mg/Kg	0.3	0.5	08/29/08 7:40	rac J(L1)
Barium, total (3050)	M6010B ICP	127			mg/Kg	0.3	2	08/28/08 3:37	aeh
Beryllium, total (3050)	M6010B ICP	0.6	B		mg/Kg	0.2	1	08/28/08 3:37	aeh
Cadmium, total (3050)	M6010B ICP		U		mg/Kg	0.5	2	08/28/08 3:37	aeh
Chromium, total (3050)	M6010B ICP	4	B	*	mg/Kg	1	5	08/28/08 3:37	aeh J(M1)
Cobalt, total (3050)	M6010B ICP	5	B	*	mg/Kg	1	5	08/28/08 3:37	aeh
Copper, total (3050)	M6010B ICP	124		*	mg/Kg	1	5	08/28/08 3:37	aeh
Lead, total (3050)	M6020 ICP-MS	11.40		*	mg/Kg	0.05	0.3	08/29/08 7:40	rac J
Manganese, total (3050)	M6010B ICP	271		*	mg/Kg	0.5	3	08/28/08 3:37	aeh
Mercury, total	M7471A CVAA	0.07	B		mg/Kg	0.04	0.2	08/23/08 17:28	jws/pmc
Molybdenum, total (3050)	M6010B ICP	51		*	mg/Kg	1	5	08/28/08 3:37	aeh
Nickel, total (3050)	M6010B ICP	2	B		mg/Kg	1	5	08/28/08 3:37	aeh
Selenium, total (3050)	M6020 ICP-MS	0.91			mg/Kg	0.05	0.3	08/29/08 7:40	rac
Thallium, total (3050)	M6020 ICP-MS	0.15	B		mg/Kg	0.05	0.3	08/29/08 7:40	rac U(B3)
Uranium, total (3050)	M6020 ICP-MS	2.64		*	mg/Kg	0.05	0.3	08/29/08 7:40	rac
Zinc, total (3050)	M6010B ICP	40		*	mg/Kg	1	5	08/28/08 3:37	aeh

Soil Analysis

Parameter	EPA Method	Result	Qual	XQ	Units	MDL	PQL	Date	Analyst
Solids, Percent	CLPSOW390, PART F, D-98	91.2		*	%	0.1	0.5	08/19/08 10:26	bjl

Soil Preparation

Parameter	EPA Method	Result	Qual	XQ	Units	MDL	PQL	Date	Analyst
Air Dry at 34 Degrees C	USDA No. 1, 1972			*				08/18/08 20:09	bjl
Digestion - Hot Plate	M3050B ICP-MS							08/24/08 11:15	bjl
Sieve-2000 um (2.0mm)	ASA No.9, 15-4.2.2			*				08/23/08 9:59	lwt/bjl

Arizona license number: AZ0102

12/30/08

** Please refer to Qualifier Reports for details.*

ACZ Laboratories, Inc.

2773 Downhill Drive Steamboat Springs, CO 80487 (800) 334-5493

Inorganic Analytical Results

FMI Gold & Copper - Sierrita
Project ID:
Sample ID: RP-JS-01-1-3

ACZ Sample ID: ***L71134-08***
Date Sampled: *08/12/08 09:21*
Date Received: *08/13/08*
Sample Matrix: *Soil*

Metals Analysis

Parameter	EPA Method	Result	Qual	XQ	Units	MDL	PQL	Date	Analyst
Antimony, total (3050)	M6020 ICP-MS		U	*	mg/Kg	0.2	1	08/29/08 7:47	rac UJ (M2)
Arsenic, total (3050)	M6020 ICP-MS	3.1		*	mg/Kg	0.3	0.5	08/29/08 7:47	rac J (L1)
Barium, total (3050)	M6010B ICP	46.1			mg/Kg	0.3	2	08/28/08 3:40	aeh
Beryllium, total (3050)	M6010B ICP	0.2	B		mg/Kg	0.2	1	08/28/08 3:40	aeh
Cadmium, total (3050)	M6010B ICP		U		mg/Kg	0.5	2	08/28/08 3:40	aeh
Chromium, total (3050)	M6010B ICP	4	B	*	mg/Kg	1	5	08/28/08 3:40	aeh J (M1)
Cobalt, total (3050)	M6010B ICP	5		*	mg/Kg	1	5	08/28/08 3:40	aeh
Copper, total (3050)	M6010B ICP	183		*	mg/Kg	1	5	08/28/08 3:40	aeh
Lead, total (3050)	M6020 ICP-MS	12.70		*	mg/Kg	0.05	0.3	08/29/08 7:47	rac J
Manganese, total (3050)	M6010B ICP	244		*	mg/Kg	0.5	3	08/28/08 3:40	aeh
Mercury, total	M7471A CVAA		U		mg/Kg	0.04	0.2	08/23/08 17:30	jws/pmc
Molybdenum, total (3050)	M6010B ICP	86		*	mg/Kg	1	5	08/28/08 3:40	aeh
Nickel, total (3050)	M6010B ICP	2	B		mg/Kg	1	5	08/28/08 3:40	aeh
Selenium, total (3050)	M6020 ICP-MS	0.80			mg/Kg	0.05	0.3	08/29/08 7:47	rac
Thallium, total (3050)	M6020 ICP-MS	0.13	B		mg/Kg	0.05	0.3	08/29/08 7:47	rac U (B3)
Uranium, total (3050)	M6020 ICP-MS	2.44		*	mg/Kg	0.05	0.3	08/29/08 7:47	rac
Zinc, total (3050)	M6010B ICP	43		*	mg/Kg	1	5	08/28/08 3:40	aeh

Soil Analysis

Parameter	EPA Method	Result	Qual	XQ	Units	MDL	PQL	Date	Analyst
Solids, Percent	CLPSOW390, PART F, D-98	87.8		*	%	0.1	0.5	08/19/08 12:37	bjl

Soil Preparation

Parameter	EPA Method	Result	Qual	XQ	Units	MDL	PQL	Date	Analyst
Air Dry at 34 Degrees C	USDA No. 1, 1972			*				08/18/08 20:41	bjl
Digestion - Hot Plate	M3050B ICP-MS							08/24/08 11:37	bjl
Sieve-2000 um (2.0mm)	ASA No.9, 15-4.2.2			*				08/23/08 11:06	lwt/bjl

Arizona license number: AZ0102

12/30/08

** Please refer to Qualifier Reports for details.*

ACZ Laboratories, Inc.

2773 Downhill Drive Steamboat Springs, CO 80487 (800) 334-5493

Inorganic Analytical Results

FMI Gold & Copper - Sierrita
Project ID:
Sample ID: RP-JS-01-1-3D

ACZ Sample ID: ***L71134-09***
Date Sampled: *08/12/08 09:21*
Date Received: *08/13/08*
Sample Matrix: *Soil*

Metals Analysis

Parameter	EPA Method	Result	Qual	XQ	Units	MDL	PQL	Date	Analyst
Antimony, total (3050)	M6020 ICP-MS		U	*	mg/Kg	0.2	1	08/29/08 7:53	rac UJ(M2)
Arsenic, total (3050)	M6020 ICP-MS	3.1		*	mg/Kg	0.3	0.5	08/29/08 7:53	rac J (H)
Barium, total (3050)	M6010B ICP	41.8			mg/Kg	0.3	2	08/28/08 3:44	aeh
Beryllium, total (3050)	M6010B ICP		U		mg/Kg	0.2	1	08/28/08 3:44	aeh
Cadmium, total (3050)	M6010B ICP		U		mg/Kg	0.5	2	08/28/08 3:44	aeh
Chromium, total (3050)	M6010B ICP	4	B	*	mg/Kg	1	5	08/28/08 3:44	aeh J(M1)
Cobalt, total (3050)	M6010B ICP	5	B	*	mg/Kg	1	5	08/28/08 3:44	aeh
Copper, total (3050)	M6010B ICP	181		*	mg/Kg	1	5	08/28/08 3:44	aeh
Lead, total (3050)	M6020 ICP-MS	13.40		*	mg/Kg	0.05	0.3	08/29/08 7:53	rac J
Manganese, total (3050)	M6010B ICP	239		*	mg/Kg	0.5	3	08/28/08 3:44	aeh
Mercury, total	M7471A CVAA		U		mg/Kg	0.04	0.2	08/23/08 17:37	jws/pmc
Molybdenum, total (3050)	M6010B ICP	66		*	mg/Kg	1	5	08/28/08 3:44	aeh
Nickel, total (3050)	M6010B ICP	1	B		mg/Kg	1	5	08/28/08 3:44	aeh
Selenium, total (3050)	M6020 ICP-MS	0.80			mg/Kg	0.05	0.3	08/29/08 7:53	rac
Thallium, total (3050)	M6020 ICP-MS	0.14	B		mg/Kg	0.05	0.3	08/29/08 7:53	rac U (B3)
Uranium, total (3050)	M6020 ICP-MS	2.35		*	mg/Kg	0.05	0.3	08/29/08 7:53	rac
Zinc, total (3050)	M6010B ICP	42		*	mg/Kg	1	5	08/28/08 3:44	aeh

Soil Analysis

Parameter	EPA Method	Result	Qual	XQ	Units	MDL	PQL	Date	Analyst
Solids, Percent	CLPSOW390, PART F, D-98	89.2		*	%	0.1	0.5	08/19/08 14:48	bjl

Soil Preparation

Parameter	EPA Method	Result	Qual	XQ	Units	MDL	PQL	Date	Analyst
Air Dry at 34 Degrees C	USDA No. 1, 1972			*				08/18/08 21:12	bjl
Digestion - Hot Plate	M3050B ICP-MS							08/24/08 12:00	bjl
Sieve-2000 um (2.0mm)	ASA No.9, 15-4.2.2			*				08/23/08 12:14	lwt/bjl

Arizona license number: AZ0102

Y 12/30/08

** Please refer to Qualifier Reports for details.*

ACZ Laboratories, Inc.
2773 Downhill Drive Steamboat Springs, CO 80487 (800) 334-5493

Inorganic Analytical Results

FMI Gold & Copper - Sierrita
Project ID:
Sample ID: RP-JS-01-5-7

ACZ Sample ID: ***L71134-10***
Date Sampled: *08/12/08 09:40*
Date Received: *08/13/08*
Sample Matrix: *Soil*

Metals Analysis

Parameter	EPA Method	Result	Qual	XQ	Units	MDL	PQL	Date	Analyst	
Antimony, total (3050)	M6020 ICP-MS		U	*	mg/Kg	0.2	1	08/29/08 8:00	rac	UJ (M2)
Arsenic, total (3050)	M6020 ICP-MS	1.9		*	mg/Kg	0.3	0.5	08/29/08 8:00	rac	J (L1)
Barium, total (3050)	M6010B ICP	49.0			mg/Kg	0.3	2	08/28/08 3:47	aeh	
Beryllium, total (3050)	M6010B ICP		U		mg/Kg	0.2	1	08/28/08 3:47	aeh	
Cadmium, total (3050)	M6010B ICP		U		mg/Kg	0.5	2	08/28/08 3:47	aeh	
Chromium, total (3050)	M6010B ICP	2	B	*	mg/Kg	1	5	08/28/08 3:47	aeh	J (M1)
Cobalt, total (3050)	M6010B ICP	5	B	*	mg/Kg	1	5	08/28/08 3:47	aeh	
Copper, total (3050)	M6010B ICP	137		*	mg/Kg	1	5	08/28/08 3:47	aeh	
Lead, total (3050)	M6020 ICP-MS	6.43		*	mg/Kg	0.05	0.3	08/29/08 8:00	rac	J
Manganese, total (3050)	M6010B ICP	231		*	mg/Kg	0.5	3	08/28/08 3:47	aeh	
Mercury, total	M7471A CVAA		U		mg/Kg	0.04	0.2	08/23/08 17:39	jws/pmc	
Molybdenum, total (3050)	M6010B ICP	33		*	mg/Kg	1	5	08/28/08 3:47	aeh	
Nickel, total (3050)	M6010B ICP	2	B		mg/Kg	1	5	08/28/08 3:47	aeh	
Selenium, total (3050)	M6020 ICP-MS	0.60			mg/Kg	0.05	0.3	08/29/08 8:00	rac	
Thallium, total (3050)	M6020 ICP-MS	0.08	B		mg/Kg	0.05	0.3	08/29/08 8:00	rac	U (B3)
Uranium, total (3050)	M6020 ICP-MS	1.26		*	mg/Kg	0.05	0.3	08/29/08 8:00	rac	
Zinc, total (3050)	M6010B ICP	36		*	mg/Kg	1	5	08/28/08 3:47	aeh	

Soil Analysis

Parameter	EPA Method	Result	Qual	XQ	Units	MDL	PQL	Date	Analyst
Solids, Percent	CLPSOW390, PART F, D-98	90.9		*	%	0.1	0.5	08/19/08 16:59	bjl

Soil Preparation

Parameter	EPA Method	Result	Qual	XQ	Units	MDL	PQL	Date	Analyst
Air Dry at 34 Degrees C	USDA No. 1, 1972			*				08/18/08 21:44	bjl
Digestion - Hot Plate	M3050B ICP-MS							08/24/08 12:22	bjl
Sieve-2000 um (2.0mm)	ASA No.9, 15-4.2.2			*				08/23/08 13:22	lwt/bjl

Arizona license number: AZ0102

r 12/30/08

** Please refer to Qualifier Reports for details.*

ACZ Laboratories, Inc.
2773 Downhill Drive Steamboat Springs, CO 80487 (800) 334-5493

Inorganic Analytical Results

FMI Gold & Copper - Sierrita
Project ID:
Sample ID: RP-JS-01-10-12

ACZ Sample ID: ***L71134-11***
Date Sampled: *08/12/08 09:53*
Date Received: *08/13/08*
Sample Matrix: *Soil*

Metals Analysis

Parameter	EPA Method	Result	Qual	XQ	Units	MDL	PQL	Date	Analyst
Antimony, total (3050)	M6020 ICP-MS		U	*	mg/Kg	0.2	1	08/29/08 8:07	rac UJ(M2)
Arsenic, total (3050)	M6020 ICP-MS	2.6		*	mg/Kg	0.3	0.5	08/29/08 8:07	rac J(L1)
Barium, total (3050)	M6010B ICP	50.8			mg/Kg	0.3	2	08/28/08 3:51	aeh
Beryllium, total (3050)	M6010B ICP	0.3	B		mg/Kg	0.2	1	08/28/08 3:51	aeh
Cadmium, total (3050)	M6010B ICP		U		mg/Kg	0.5	2	08/28/08 3:51	aeh
Chromium, total (3050)	M6010B ICP	2	B	*	mg/Kg	1	5	08/28/08 3:51	aeh J(M1)
Cobalt, total (3050)	M6010B ICP	5		*	mg/Kg	1	5	08/28/08 3:51	aeh
Copper, total (3050)	M6010B ICP	466		*	mg/Kg	1	5	08/28/08 3:51	aeh
Lead, total (3050)	M6020 ICP-MS	9.69		*	mg/Kg	0.05	0.3	08/29/08 8:07	rac J
Manganese, total (3050)	M6010B ICP	207		*	mg/Kg	0.5	3	08/28/08 3:51	aeh
Mercury, total	M7471A CVAA	0.06	B		mg/Kg	0.04	0.2	08/23/08 17:41	jws/pmc
Molybdenum, total (3050)	M6010B ICP	126		*	mg/Kg	1	5	08/28/08 3:51	aeh
Nickel, total (3050)	M6010B ICP	2	B		mg/Kg	1	5	08/28/08 3:51	aeh
Selenium, total (3050)	M6020 ICP-MS	1.04			mg/Kg	0.05	0.3	08/29/08 8:07	rac
Thallium, total (3050)	M6020 ICP-MS	0.09	B		mg/Kg	0.05	0.3	08/29/08 8:07	rac U(B3)
Uranium, total (3050)	M6020 ICP-MS	2.25		*	mg/Kg	0.05	0.3	08/29/08 8:07	rac
Zinc, total (3050)	M6010B ICP	48		*	mg/Kg	1	5	08/28/08 3:51	aeh

Soil Analysis

Parameter	EPA Method	Result	Qual	XQ	Units	MDL	PQL	Date	Analyst
Solids, Percent	CLPSOW390, PART F, D-98	85.8		*	%	0.1	0.5	08/19/08 19:10	bjl

Soil Preparation

Parameter	EPA Method	Result	Qual	XQ	Units	MDL	PQL	Date	Analyst
Air Dry at 34 Degrees C	USDA No. 1, 1972			*				08/18/08 22:15	bjl
Digestion - Hot Plate	M3050B ICP-MS							08/24/08 12:45	bjl
Sieve-2000 um (2.0mm)	ASA No.9, 15-4.2.2			*				08/23/08 14:30	lwt/bjl

Arizona license number: AZ0102

12/30/08

REPIN.02.06.05.01

** Please refer to Qualifier Reports for details.*

ACZ Laboratories, Inc.

2773 Downhill Drive Steamboat Springs, CO 80487 (800) 334-5493

Inorganic Analytical Results

FMI Gold & Copper - Sierrita
Project ID:
Sample ID: RP-JS-01-15-17

ACZ Sample ID: ***L71134-12***
Date Sampled: *08/12/08 10:05*
Date Received: *08/13/08*
Sample Matrix: *Soil*

Metals Analysis

Parameter	EPA Method	Result	Qual	XQ	Units	MDL	PQL	Date	Analyst	
Antimony, total (3050)	M6020 ICP-MS	0.3	B	*	mg/Kg	0.2	1	08/29/08 8:13	rac	J(M2)
Arsenic, total (3050)	M6020 ICP-MS	3.6		*	mg/Kg	0.3	0.5	08/29/08 8:13	rac	J(L1)
Barium, total (3050)	M6010B ICP	56.8			mg/Kg	0.3	2	08/28/08 3:54	aeh	
Beryllium, total (3050)	M6010B ICP	0.3	B		mg/Kg	0.2	1	08/28/08 3:54	aeh	
Cadmium, total (3050)	M6010B ICP		U		mg/Kg	0.5	2	08/28/08 3:54	aeh	
Chromium, total (3050)	M6010B ICP	2	B	*	mg/Kg	1	5	08/28/08 3:54	aeh	J(M1)
Cobalt, total (3050)	M6010B ICP	6		*	mg/Kg	1	5	08/28/08 3:54	aeh	
Copper, total (3050)	M6010B ICP	254		*	mg/Kg	1	5	08/28/08 3:54	aeh	
Lead, total (3050)	M6020 ICP-MS	11.30		*	mg/Kg	0.05	0.3	08/29/08 8:13	rac	J
Manganese, total (3050)	M6010B ICP	368		*	mg/Kg	0.5	3	08/28/08 3:54	aeh	
Mercury, total	M7471A CVAA		U		mg/Kg	0.04	0.2	08/23/08 17:44	jws/pmc	
Molybdenum, total (3050)	M6010B ICP	67		*	mg/Kg	1	5	08/28/08 3:54	aeh	
Nickel, total (3050)	M6010B ICP	2	B		mg/Kg	1	5	08/28/08 3:54	aeh	
Selenium, total (3050)	M6020 ICP-MS	0.93			mg/Kg	0.05	0.3	08/29/08 8:13	rac	
Thallium, total (3050)	M6020 ICP-MS	0.15	B		mg/Kg	0.05	0.3	08/29/08 8:13	rac	U(B3)
Uranium, total (3050)	M6020 ICP-MS	4.60		*	mg/Kg	0.05	0.3	08/29/08 8:13	rac	
Zinc, total (3050)	M6010B ICP	84		*	mg/Kg	1	5	08/28/08 3:54	aeh	

Soil Analysis

Parameter	EPA Method	Result	Qual	XQ	Units	MDL	PQL	Date	Analyst
Solids, Percent	CLPSOW390, PART F, D-98	83.4		*	%	0.1	0.5	08/19/08 21:20	bjl

Soil Preparation

Parameter	EPA Method	Result	Qual	XQ	Units	MDL	PQL	Date	Analyst
Air Dry at 34 Degrees C	USDA No. 1, 1972			*				08/18/08 22:47	bjl
Digestion - Hot Plate	M3050B ICP-MS							08/24/08 13:07	bjl
Sieve-2000 um (2.0mm)	ASA No.9, 15-4.2.2			*				08/23/08 15:38	lwt/bjl

Arizona license number: AZ0102

KT 8/30/08

** Please refer to Qualifier Reports for details.*

ACZ Laboratories, Inc.

2773 Downhill Drive Steamboat Springs, CO 80487 (800) 334-5493

Inorganic Analytical Results

FMI Gold & Copper - Sierrita
Project ID:
Sample ID: EM-JS-08-0-1

ACZ Sample ID: ***L71134-13***
Date Sampled: *08/12/08 13:28*
Date Received: *08/13/08*
Sample Matrix: *Soil*

Metals Analysis

Parameter	EPA Method	Result	Qual	XQ	Units	MDL	PQL	Date	Analyst	
Antimony, total (3050)	M6020 ICP-MS	1.1		*	mg/Kg	0.2	1	08/29/08 8:20	rac	J(M2)
Arsenic, total (3050)	M6020 ICP-MS	11.9			mg/Kg	0.3	0.5	08/29/08 8:20	rac	J (L1)
Barium, total (3050)	M6010B ICP	55.7			mg/Kg	0.3	2	08/28/08 3:58	aeh	
Beryllium, total (3050)	M6010B ICP		U		mg/Kg	0.2	1	08/28/08 3:58	aeh	
Cadmium, total (3050)	M6010B ICP		U		mg/Kg	0.5	2	08/28/08 3:58	aeh	
Chromium, total (3050)	M6010B ICP	5	B	*	mg/Kg	1	5	08/28/08 3:58	aeh	J(M1)
Cobalt, total (3050)	M6010B ICP	4	B	*	mg/Kg	1	5	08/28/08 3:58	aeh	
Copper, total (3050)	M6010B ICP	2040		*	mg/Kg	1	5	08/28/08 3:58	aeh	
Lead, total (3050)	M6020 ICP-MS	57.00		*	mg/Kg	0.05	0.3	08/29/08 8:20	rac	J
Manganese, total (3050)	M6010B ICP	166		*	mg/Kg	0.5	3	08/28/08 3:58	aeh	
Mercury, total	M7471A CVAA	0.08	B		mg/Kg	0.04	0.2	08/23/08 17:46	jws/pmc	
Molybdenum, total (3050)	M6010B ICP	1240		*	mg/Kg	1	5	08/28/08 3:58	aeh	
Nickel, total (3050)	M6010B ICP		U		mg/Kg	1	5	08/28/08 3:58	aeh	
Selenium, total (3050)	M6020 ICP-MS	3.24			mg/Kg	0.05	0.3	08/29/08 8:20	rac	
Thallium, total (3050)	M6020 ICP-MS	0.12	B		mg/Kg	0.05	0.3	08/29/08 8:20	rac	U(B3)
Uranium, total (3050)	M6020 ICP-MS	2.41		*	mg/Kg	0.05	0.3	08/29/08 8:20	rac	
Zinc, total (3050)	M6010B ICP	39		*	mg/Kg	1	5	08/28/08 3:58	aeh	

Soil Analysis

Parameter	EPA Method	Result	Qual	XQ	Units	MDL	PQL	Date	Analyst
Solids, Percent	CLPSOW390, PART F, D-98	93.9		*	%	0.1	0.5	08/19/08 23:31	bjl

Soil Preparation

Parameter	EPA Method	Result	Qual	XQ	Units	MDL	PQL	Date	Analyst
Air Dry at 34 Degrees C	USDA No. 1, 1972			*				08/18/08 23:19	bjl
Digestion - Hot Plate	M3050B ICP-MS							08/24/08 13:30	bjl
Sieve-2000 um (2.0mm)	ASA No.9, 15-4.2.2			*				08/23/08 16:46	lwt/bjl

Arizona license number: AZ0102

8/20/08

** Please refer to Qualifier Reports for details.*

ACZ Laboratories, Inc.
2773 Downhill Drive Steamboat Springs, CO 80487 (800) 334-5493

Inorganic Analytical Results

FMI Gold & Copper - Sierrita
Project ID:
Sample ID: EM-JS-08-1-3

ACZ Sample ID: ***L71134-14***
Date Sampled: *08/12/08 13:28*
Date Received: *08/13/08*
Sample Matrix: *Soil*

Metals Analysis

Parameter	EPA Method	Result	Qual	XQ	Units	MDL	PQL	Date	Analyst	
Antimony, total (3050)	M6020 ICP-MS	0.4	B	*	mg/Kg	0.2	1	08/29/08 8:40	rac	J(M2)
Arsenic, total (3050)	M6020 ICP-MS	7.7		*	mg/Kg	0.3	0.5	08/29/08 8:40	rac	J(L1)
Barium, total (3050)	M6010B ICP	47.3			mg/Kg	0.3	2	08/28/08 4:01	aeh	
Beryllium, total (3050)	M6010B ICP		U		mg/Kg	0.2	1	08/28/08 4:01	aeh	
Cadmium, total (3050)	M6010B ICP		U		mg/Kg	0.5	2	08/28/08 4:01	aeh	
Chromium, total (3050)	M6010B ICP	2	B	*	mg/Kg	1	5	08/28/08 4:01	aeh	J(M1)
Cobalt, total (3050)	M6010B ICP	5	B	*	mg/Kg	1	5	08/28/08 4:01	aeh	
Copper, total (3050)	M6010B ICP	1800		*	mg/Kg	1	5	08/28/08 4:01	aeh	
Lead, total (3050)	M6020 ICP-MS	152		*	mg/Kg	0.05	0.3	08/29/08 8:40	rac	J
Manganese, total (3050)	M6010B ICP	190		*	mg/Kg	0.5	3	08/28/08 4:01	aeh	
Mercury, total	M7471A CVAA	0.09	B		mg/Kg	0.04	0.2	08/23/08 17:48	jws/pmc	
Molybdenum, total (3050)	M6010B ICP	315		*	mg/Kg	1	5	08/28/08 4:01	aeh	
Nickel, total (3050)	M6010B ICP		U		mg/Kg	1	5	08/28/08 4:01	aeh	
Selenium, total (3050)	M6020 ICP-MS	3.38			mg/Kg	0.05	0.3	08/29/08 8:40	rac	
Thallium, total (3050)	M6020 ICP-MS	0.20	B		mg/Kg	0.05	0.3	08/29/08 8:40	rac	
Uranium, total (3050)	M6020 ICP-MS	1.17		*	mg/Kg	0.05	0.3	08/29/08 8:40	rac	U(B3)
Zinc, total (3050)	M6010B ICP	39		*	mg/Kg	1	5	08/28/08 4:01	aeh	

Soil Analysis

Parameter	EPA Method	Result	Qual	XQ	Units	MDL	PQL	Date	Analyst
Solids, Percent	CLPSOW390, PART F, D-98	91.5		*	%	0.1	0.5	08/20/08 1:42	bjl

Soil Preparation

Parameter	EPA Method	Result	Qual	XQ	Units	MDL	PQL	Date	Analyst
Air Dry at 34 Degrees C	USDA No. 1, 1972			*				08/18/08 23:50	bjl
Digestion - Hot Plate	M3050B ICP-MS							08/24/08 13:52	bjl
Sieve-2000 um (2.0mm)	ASA No.9, 15-4.2.2			*				08/23/08 17:54	lwt/bjl

Arizona license number: AZ0102

12/30/08

REPIN.02.06.05.01

** Please refer to Qualifier Reports for details.*

ACZ Laboratories, Inc.
2773 Downhill Drive Steamboat Springs, CO 80487 (800) 334-5493

Inorganic Analytical Results

FMI Gold & Copper - Sierrita
Project ID:
Sample ID: EM-JS-08-1-3D

ACZ Sample ID: ***L71134-15***
Date Sampled: *08/12/08 13:28*
Date Received: *08/13/08*
Sample Matrix: *Soil*

Metals Analysis

Parameter	EPA Method	Result	Qual	XQ	Units	MDL	PQL	Date	Analyst
Antimony, total (3050)	M6020 ICP-MS	0.6	B	*	mg/Kg	0.2	1	08/29/08 8:47	rac J (M2)
Arsenic, total (3050)	M6020 ICP-MS	8.2		*	mg/Kg	0.3	0.5	08/29/08 8:47	rac J (L1)
Barium, total (3050)	M6010B ICP	69.5			mg/Kg	0.3	2	08/28/08 4:04	aeh
Beryllium, total (3050)	M6010B ICP		U		mg/Kg	0.2	1	08/28/08 4:04	aeh
Cadmium, total (3050)	M6010B ICP		U		mg/Kg	0.5	2	08/28/08 4:04	aeh
Chromium, total (3050)	M6010B ICP	3	B	*	mg/Kg	1	5	08/28/08 4:04	aeh J(M1)
Cobalt, total (3050)	M6010B ICP	5		*	mg/Kg	1	5	08/28/08 4:04	aeh
Copper, total (3050)	M6010B ICP	1430		*	mg/Kg	1	5	08/28/08 4:04	aeh
Lead, total (3050)	M6020 ICP-MS	51.90		*	mg/Kg	0.05	0.3	08/29/08 8:47	rac J
Manganese, total (3050)	M6010B ICP	193		*	mg/Kg	0.5	3	08/28/08 4:04	aeh
Mercury, total	M7471A CVAA	0.07	B		mg/Kg	0.04	0.2	08/23/08 17:50	jws/pmc
Molybdenum, total (3050)	M6010B ICP	342		*	mg/Kg	1	5	08/28/08 4:04	aeh
Nickel, total (3050)	M6010B ICP		U		mg/Kg	1	5	08/28/08 4:04	aeh
Selenium, total (3050)	M6020 ICP-MS	2.85			mg/Kg	0.05	0.3	08/29/08 8:47	rac
Thallium, total (3050)	M6020 ICP-MS	0.17	B		mg/Kg	0.05	0.3	08/29/08 8:47	rac U(B3)
Uranium, total (3050)	M6020 ICP-MS	1.29		*	mg/Kg	0.05	0.3	08/29/08 8:47	rac
Zinc, total (3050)	M6010B ICP	43		*	mg/Kg	1	5	08/28/08 4:04	aeh

Soil Analysis

Parameter	EPA Method	Result	Qual	XQ	Units	MDL	PQL	Date	Analyst
Solids, Percent	CLPSOW390, PART F, D-98	91.4		*	%	0.1	0.5	08/20/08 3:53	bjl

Soil Preparation

Parameter	EPA Method	Result	Qual	XQ	Units	MDL	PQL	Date	Analyst
Air Dry at 34 Degrees C	USDA No. 1, 1972			*				08/19/08 0:22	bjl
Digestion - Hot Plate	M3050B ICP-MS							08/24/08 14:15	bjl
Sieve-2000 um (2.0mm)	ASA No.9, 15-4.2.2			*				08/23/08 19:02	lwt/bjl

Arizona license number: AZ0102

12/30/08

** Please refer to Qualifier Reports for details.*

ACZ Laboratories, Inc.

2773 Downhill Drive Steamboat Springs, CO 80487 (800) 334-5493

Inorganic Analytical Results

FMI Gold & Copper - Sierrita
Project ID:
Sample ID: EM-JS-08-5-7

ACZ Sample ID: ***L71134-16***
Date Sampled: *08/12/08 13:33*
Date Received: *08/13/08*
Sample Matrix: *Soil*

Metals Analysis

Parameter	EPA Method	Result	Qual	XQ	Units	MDL	PQL	Date	Analyst
Antimony, total (3050)	M6020 ICP-MS	13.6		*	mg/Kg	0.2	1	08/29/08 8:53	rac J(M2)
Arsenic, total (3050)	M6020 ICP-MS	64.8		*	mg/Kg	0.3	0.5	08/29/08 8:53	rac J(L1)
Barium, total (3050)	M6010B ICP	150			mg/Kg	0.3	2	08/28/08 4:08	aeh
Beryllium, total (3050)	M6010B ICP		U		mg/Kg	0.2	1	08/28/08 4:08	aeh
Cadmium, total (3050)	M6010B ICP	5.0			mg/Kg	0.5	2	08/28/08 4:08	aeh
Chromium, total (3050)	M6010B ICP	36		*	mg/Kg	1	5	08/28/08 4:08	aeh J(M1)
Cobalt, total (3050)	M6010B ICP	42		*	mg/Kg	1	5	08/28/08 4:08	aeh
Copper, total (3050)	M6010B ICP	26800		*	mg/Kg	5	30	08/29/08 23:34	aeh
Lead, total (3050)	M6020 ICP-MS	999		*	mg/Kg	0.2	1	09/02/08 20:02	msh J
Manganese, total (3050)	M6010B ICP	932		*	mg/Kg	0.5	3	08/28/08 4:08	aeh
Mercury, total	M7471A CVAA	0.60			mg/Kg	0.04	0.2	08/23/08 17:52	jws/pmc
Molybdenum, total (3050)	M6010B ICP	6470		*	mg/Kg	1	5	08/28/08 4:08	aeh
Nickel, total (3050)	M6010B ICP	33			mg/Kg	1	5	08/28/08 4:08	aeh
Selenium, total (3050)	M6020 ICP-MS	7.85			mg/Kg	0.05	0.3	08/29/08 8:53	rac
Thallium, total (3050)	M6020 ICP-MS	0.22	B		mg/Kg	0.05	0.3	08/29/08 8:53	rac U(B3)
Uranium, total (3050)	M6020 ICP-MS	5.20		*	mg/Kg	0.05	0.3	08/29/08 8:53	rac
Zinc, total (3050)	M6010B ICP	1550		*	mg/Kg	1	5	08/28/08 4:08	aeh

Soil Analysis

Parameter	EPA Method	Result	Qual	XQ	Units	MDL	PQL	Date	Analyst
Solids, Percent	CLPSOW390, PART F, D-98	88.9		*	%	0.1	0.5	08/20/08 6:04	bjl

Soil Preparation

Parameter	EPA Method	Result	Qual	XQ	Units	MDL	PQL	Date	Analyst
Air Dry at 34 Degrees C	USDA No. 1, 1972			*				08/19/08 0:53	bjl
Digestion - Hot Plate	M3050B ICP-MS							08/24/08 14:37	bjl
Sieve-2000 um (2.0mm)	ASA No.9, 15-4.2.2			*				08/23/08 20:10	lwt/bjl

Arizona license number: AZ0102

12/30/08

** Please refer to Qualifier Reports for details.*

ACZ Laboratories, Inc.

2773 Downhill Drive Steamboat Springs, CO 80487 (800) 334-5493

Inorganic Analytical Results

FMI Gold & Copper - Sierrita
Project ID:
Sample ID: EM-JS-08-10-12

ACZ Sample ID: ***L71134-17***
Date Sampled: *08/12/08 13:56*
Date Received: *08/13/08*
Sample Matrix: *Soil*

Metals Analysis

Parameter	EPA Method	Result	Qual	XQ	Units	MDL	PQL	Date	Analyst	
Antimony, total (3050)	M6020 ICP-MS	2.0		*	mg/Kg	0.2	1	08/29/08 9:00	rac	J(M2)
Arsenic, total (3050)	M6020 ICP-MS	16.0		*	mg/Kg	0.3	0.5	08/29/08 9:00	rac	J(L1)
Barium, total (3050)	M6010B ICP	77.6			mg/Kg	0.3	2	08/28/08 4:29	aeh	
Beryllium, total (3050)	M6010B ICP	0.9	B		mg/Kg	0.2	1	08/28/08 4:29	aeh	
Cadmium, total (3050)	M6010B ICP	5.3			mg/Kg	0.5	2	08/28/08 4:29	aeh	
Chromium, total (3050)	M6010B ICP	193		*	mg/Kg	1	5	08/28/08 4:29	aeh	J(M1)
Cobalt, total (3050)	M6010B ICP	23		*	mg/Kg	1	5	08/28/08 4:29	aeh	
Copper, total (3050)	M6010B ICP	4120		*	mg/Kg	1	5	08/28/08 4:29	aeh	
Lead, total (3050)	M6020 ICP-MS	303		*	mg/Kg	0.1	0.5	09/02/08 20:06	msh	J
Manganese, total (3050)	M6010B ICP	683		*	mg/Kg	0.5	3	08/28/08 4:29	aeh	
Mercury, total	M7471A CVAA	0.40			mg/Kg	0.04	0.2	08/23/08 17:55	jws/pmc	
Molybdenum, total (3050)	M6010B ICP	2220		*	mg/Kg	1	5	08/28/08 4:29	aeh	
Nickel, total (3050)	M6010B ICP	29			mg/Kg	1	5	08/28/08 4:29	aeh	
Selenium, total (3050)	M6020 ICP-MS	2.86			mg/Kg	0.05	0.3	08/29/08 9:00	rac	
Thallium, total (3050)	M6020 ICP-MS	0.17	B		mg/Kg	0.05	0.3	08/29/08 9:00	rac	U(B3)
Uranium, total (3050)	M6020 ICP-MS	7.78		*	mg/Kg	0.05	0.3	08/29/08 9:00	rac	
Zinc, total (3050)	M6010B ICP	741		*	mg/Kg	1	5	08/28/08 4:29	aeh	

Soil Analysis

Parameter	EPA Method	Result	Qual	XQ	Units	MDL	PQL	Date	Analyst
Solids, Percent	CLPSOW390, PART F, D-98	90.1		*	%	0.1	0.5	08/20/08 8:15	bjl

Soil Preparation

Parameter	EPA Method	Result	Qual	XQ	Units	MDL	PQL	Date	Analyst
Air Dry at 34 Degrees C	USDA No. 1, 1972			*				08/19/08 1:25	bjl
Digestion - Hot Plate	M3050B ICP-MS							08/24/08 15:45	bjl
Sieve-2000 um (2.0mm)	ASA No.9, 15-4.2.2			*				08/23/08 21:18	lwt/bjl

Arizona license number: AZ0102

12/30/08

REPIN.02.06.05.01

** Please refer to Qualifier Reports for details.*

LDC #: 19954B4

SDG #: L71134

Laboratory: ACZ Laboratories, Inc.

VALIDATION COMPLETENESS WORKSHEET

Level IV

Date: 12-23-08

Page: 1 of 1

Reviewer: MG

2nd Reviewer: [illegible]

METHOD: Metals (EPA SW 846 Method 6010B/6020/7000)

The samples listed below were reviewed for each of the following validation areas. Validation findings are noted in attached validation findings worksheets.

	Validation Area		Comments
I.	Technical holding times	A	Sampling dates: 8-12-08
II.	Calibration	A	
III.	Blanks	SW	
IV.	ICP Interference Check Sample (ICS) Analysis	A	
V.	Matrix Spike Analysis	SW	MS/MSD
VI.	Duplicate Sample Analysis	N	
VII.	Laboratory Control Samples (LCS)	SW	LCS/LCSD
VIII.	Internal Standard (ICP-MS)	A	
IX.	Furnace Atomic Absorption QC	N	not utilized
X.	ICP Serial Dilution	SW	
XI.	Sample Result Verification	A	
XII.	Overall Assessment of Data	A	
XIII.	Field Duplicates	SW	D = 2+3, D = 8+9, D = 14+15
XIV.	Field Blanks	N	

Note: A = Acceptable; N = Not provided/applicable; SW = See worksheet; ND = No compounds detected; R = Rinsate; FB = Field blank; D = Duplicate; TB = Trip blank; EB = Equipment blank

Validated Samples: all soil

1	RP-JS-02-0-1	11	RP-JS-01-10-12	21	EM-JS-08-10-12MSD	31	
2	RP-JS-02-1-3	12	RP-JS-01-15-17	22	PBS	32	
3	RP-JS-02-1-3D	13	EM-JS-08-0-1	23		33	
4	RP-JS-02-5-7	14	EM-JS-08-1-3	24		34	
5	RP-JS-02-10-12	15	EM-JS-08-1-3D	25		35	
6	RP-JS-02-15-17	16	EM-JS-08-5-7	26		36	
7	RP-JS-01-0-1	17	EM-JS-08-10-12	27		37	
8	RP-JS-01-1-3	18	EM-JS-08-5-7MS	28		38	
9	RP-JS-01-1-3D	19	EM-JS-08-5-7MSD	29		39	
10	RP-JS-01-5-7	20	EM-JS-08-10-12MS	30		40	

Notes:

LDC #: 19954 B4
SDG #: L71134

VALIDATION FINDINGS CHECKLIST

Reviewer: MG
2nd Reviewer: [illegible]

Method: Metals (EPA SW 846 Method 6010/7000/6020)

Validation Area	Yes	No	NA	Findings/Comments
I. Technical holding times				
All technical holding times were met.	✓			
Cooler temperature criteria was met.	✓			
II. Calibration				
Were all instruments calibrated daily, each set-up time?	✓			
Were the proper number of standards used?	✓			
Were all initial and continuing calibration verification %Rs within the 90-110% (80-120% for mercury and 85-115% for cyanide) QC limits?	✓			
Were all initial calibration correlation coefficients > 0.995? (Level IV only)	✓			
III. Blanks				
Was a method blank associated with every sample in this SDG?	✓			
Was there contamination in the method blanks? If yes, please see the Blanks validation completeness worksheet.	✓			
IV. ICP Interference Check Sample				
Were ICP interference check samples performed daily?	✓			
Were the AB solution percent recoveries (%R) with the 80-120% QC limits?	✓			
IV. Matrix spike/Matrix spike duplicates				
Were a matrix spike (MS) and duplicate (DUP) analyzed for each matrix in this SDG? If no, indicate which matrix does not have an associated MS/MSD or MS/DUP. Soil / Water.	✓			
Were the MS/MSD percent recoveries (%R) and the relative percent differences (RPD) within the 75-125 QC limits? If the sample concentration exceeded the spike concentration by a factor of 4 or more, no action was taken.		✓		
Were the MS/MSD or duplicate relative percent differences (RPD) ≤ 20% for waters and ≤ 35% for soil samples? A control limit of +/- RL(+/-2X RL for soil) was used for samples that were ≤ 5X the RL, including when only one of the duplicate sample values were < 5X the RL.	✓			
V. Laboratory control samples				
Was an LCS anaylzed for this SDG?	✓			
Was an LCS analyzed per extraction batch?	✓			
Were the LCS percent recoveries (%R) and relative percent difference (RPD) within the 80-120% QC limits for water samples and laboratory established QC limits for soils?		✓		
VI. Furnace Atomic Absorption QC				
If MSA was performed, was the correlation coefficients > 0.995?			✓	
Do all applicable analysies have duplicate injections? (Level IV only)			✓	
For sample concentrations > RL, are applicable duplicate injection RSD values < 20%? (Level IV only)			✓	
Were analytical spike recoveries within the 85-115% QC limits?			✓	

LDC #: 19954B4
SDG #: L71134

VALIDATION FINDINGS CHECKLIST

Reviewer: MG
2nd Reviewer: ✓

Validation Area	Yes	No	NA	Findings/Comments
VII. ICP Serial Dilution				
Was an ICP serial dilution analyzed if analyte concentrations were > 50X the IDL?	✓			
Were all percent differences (%Ds) < 10%?		✓		
Was there evidence of negative interference? If yes, professional judgement will be used to qualify the data.		✓		
VIII. Internal Standards (EPA SW 846 Method 6020)				
Were all the percent recoveries (%R) within the 30-120% of the intensity of the internal standard in the associated initial calibration?	✓			
If the %Rs were outside the criteria, was a reanalysis performed?			✓	
IX. Regional Quality Assurance and Quality Control				
Were performance evaluation (PE) samples performed?		✓		
Were the performance evaluation (PE) samples within the acceptance limits?			✓	
X. Sample Result Verification				
Were RLs adjusted to reflect all sample dilutions and dry weight factors applicable to level IV validation?	✓			
XI. Overall assessment of data				
Overall assessment of data was found to be acceptable.	✓			
XII. Field duplicates				
Field duplicate pairs were identified in this SDG.	✓			
Target analytes were detected in the field duplicates.	✓			
XIII. Field blanks				
Field blanks were identified in this SDG.		✓		
Target analytes were detected in the field blanks.			✓	

LDC #: 19954B4
SDG #: L71134

VALIDATION FINDINGS WORKSHEET
Sample Specific Element Reference

Page: 1 of 1
Reviewer: MG
2nd reviewer: [illegible]

All circled elements are applicable to each sample.

Sample ID	Matrix	Target Analyte List (TAL)
1 → 17	S	Al, Sb, As, Ba, Be, Cd, Ca, Cr, Co, Cu, Fe, Pb, Mg, Mn, Hg, Ni, K, Se, Ag, Na, Tl, V, Zn, Mo, B, Si, CN⁻, U ___
QC 18, 19	↓	Al, Sb, As, Ba, Be, Cd, Ca, Cr, Co, Cu, Fe, Pb, Mg, Mn, Hg, Ni, K, Se, Ag, Na, Tl, V, Zn, Mo, B, Si, CN⁻, ___ ___
↓ 20, 21	↓	Al, Sb, As, Ba, Be, Cd, Ca, Cr, Co, Cu, Fe, Pb, Mg, Mn, Hg, Ni, K, Se, Ag, Na, Tl, V, Zn, Mo, B, Si, CN⁻, U ___
		Al, Sb, As, Ba, Be, Cd, Ca, Cr, Co, Cu, Fe, Pb, Mg, Mn, Hg, Ni, K, Se, Ag, Na, Tl, V, Zn, Mo, B, Si, CN⁻, ___ ___
		Al, Sb, As, Ba, Be, Cd, Ca, Cr, Co, Cu, Fe, Pb, Mg, Mn, Hg, Ni, K, Se, Ag, Na, Tl, V, Zn, Mo, B, Si, CN⁻, ___ ___
		Al, Sb, As, Ba, Be, Cd, Ca, Cr, Co, Cu, Fe, Pb, Mg, Mn, Hg, Ni, K, Se, Ag, Na, Tl, V, Zn, Mo, B, Si, CN⁻, ___ ___
		Al, Sb, As, Ba, Be, Cd, Ca, Cr, Co, Cu, Fe, Pb, Mg, Mn, Hg, Ni, K, Se, Ag, Na, Tl, V, Zn, Mo, B, Si, CN⁻, ___ ___
		Al, Sb, As, Ba, Be, Cd, Ca, Cr, Co, Cu, Fe, Pb, Mg, Mn, Hg, Ni, K, Se, Ag, Na, Tl, V, Zn, Mo, B, Si, CN⁻, ___ ___
		Al, Sb, As, Ba, Be, Cd, Ca, Cr, Co, Cu, Fe, Pb, Mg, Mn, Hg, Ni, K, Se, Ag, Na, Tl, V, Zn, Mo, B, Si, CN⁻, ___ ___
		Al, Sb, As, Ba, Be, Cd, Ca, Cr, Co, Cu, Fe, Pb, Mg, Mn, Hg, Ni, K, Se, Ag, Na, Tl, V, Zn, Mo, B, Si, CN⁻, ___ ___
		Al, Sb, As, Ba, Be, Cd, Ca, Cr, Co, Cu, Fe, Pb, Mg, Mn, Hg, Ni, K, Se, Ag, Na, Tl, V, Zn, Mo, B, Si, CN⁻, ___ ___
		Al, Sb, As, Ba, Be, Cd, Ca, Cr, Co, Cu, Fe, Pb, Mg, Mn, Hg, Ni, K, Se, Ag, Na, Tl, V, Zn, Mo, B, Si, CN⁻, ___ ___
		Al, Sb, As, Ba, Be, Cd, Ca, Cr, Co, Cu, Fe, Pb, Mg, Mn, Hg, Ni, K, Se, Ag, Na, Tl, V, Zn, Mo, B, Si, CN⁻, ___ ___
		Al, Sb, As, Ba, Be, Cd, Ca, Cr, Co, Cu, Fe, Pb, Mg, Mn, Hg, Ni, K, Se, Ag, Na, Tl, V, Zn, Mo, B, Si, CN⁻, ___ ___
		Al, Sb, As, Ba, Be, Cd, Ca, Cr, Co, Cu, Fe, Pb, Mg, Mn, Hg, Ni, K, Se, Ag, Na, Tl, V, Zn, Mo, B, Si, CN⁻, ___ ___
		Al, Sb, As, Ba, Be, Cd, Ca, Cr, Co, Cu, Fe, Pb, Mg, Mn, Hg, Ni, K, Se, Ag, Na, Tl, V, Zn, Mo, B, Si, CN⁻, ___ ___
		Al, Sb, As, Ba, Be, Cd, Ca, Cr, Co, Cu, Fe, Pb, Mg, Mn, Hg, Ni, K, Se, Ag, Na, Tl, V, Zn, Mo, B, Si, CN⁻, ___ ___
		Al, Sb, As, Ba, Be, Cd, Ca, Cr, Co, Cu, Fe, Pb, Mg, Mn, Hg, Ni, K, Se, Ag, Na, Tl, V, Zn, Mo, B, Si, CN⁻, ___ ___
		Al, Sb, As, Ba, Be, Cd, Ca, Cr, Co, Cu, Fe, Pb, Mg, Mn, Hg, Ni, K, Se, Ag, Na, Tl, V, Zn, Mo, B, Si, CN⁻, ___ ___
		Al, Sb, As, Ba, Be, Cd, Ca, Cr, Co, Cu, Fe, Pb, Mg, Mn, Hg, Ni, K, Se, Ag, Na, Tl, V, Zn, Mo, B, Si, CN⁻, ___ ___
		Al, Sb, As, Ba, Be, Cd, Ca, Cr, Co, Cu, Fe, Pb, Mg, Mn, Hg, Ni, K, Se, Ag, Na, Tl, V, Zn, Mo, B, Si, CN⁻, ___ ___
		Al, Sb, As, Ba, Be, Cd, Ca, Cr, Co, Cu, Fe, Pb, Mg, Mn, Hg, Ni, K, Se, Ag, Na, Tl, V, Zn, Mo, B, Si, CN⁻, ___ ___
		Al, Sb, As, Ba, Be, Cd, Ca, Cr, Co, Cu, Fe, Pb, Mg, Mn, Hg, Ni, K, Se, Ag, Na, Tl, V, Zn, Mo, B, Si, CN⁻, ___ ___
Analysis Method		
ICP		Al, Sb, As, Ba, Be, Cd, Ca, Cr, Co, Cu, Fe, Pb, Mg, Mn, Hg, Ni, K, Se, Ag, Na, Tl, V, Zn, Mo, B, Si, CN⁻, ___ ___
ICP Trace	S	Al, Sb, As, Ba, Be, Cd, Ca, Cr, Co, Cu, Fe, Pb, Mg, Mn, Hg, Ni, K, Se, Ag, Na, Tl, V, Zn, Mo, B, Si, CN⁻, ___ ___
ICP-MS	↓	Al, Sb, As, Ba, Be, Cd, Ca, Cr, Co, Cu, Fe, Pb, Mg, Mn, Hg, Ni, K, Se, Ag, Na, Tl, V, Zn, Mo, B, Si, CN⁻, U ___
GFAA		Al, Sb, As, Ba, Be, Cd, Ca, Cr, Co, Cu, Fe, Pb, Mg, Mn, Hg, Ni, K, Se, Ag, Na, Tl, V, Zn, Mo, B, Si, CN⁻,

Comments: Mercury by CVAA if performed

LDC #: 19954B4
SDG #: L71134
METHOD: Trace Metals (EPA SW 846 Method 6010/7000)
Blank concentration units, unless otherwise noted: mg/L

VALIDATION FINDINGS WORKSHEET
Prep Blank/ICB/CCB Findings

Tl for all
Cu 1→15, 17
Pb 16, 17

Associated Samples:

Page: 1 of 1
Reviewer: MG
2nd Reviewer:

	Analyte	Blank Identification											Analyte
		ICB	CCB1	CCB2	CCB3	PB ( )	ICB	CCB1	CCB2	CCB3	PB ( )		
	Al												Al
	Sb												Sb
	As												As
	Ba												Ba
	Be												Be
	Cd												Cd
	Ca												Ca
	Cr												Cr
	Co												Co
8-28	Cu	0.011											Cu
	Fe												Fe
9-2	Pb	0.0001											Pb
	Mg												Mg
	Mn												Mn
	Hg												Hg
	Ni												Ni
	K												K
	Se												Se
	Ag												Ag
	Na												Na
8-29	Tl	0.00021											Tl
	V												V
	Zn												Zn
	B												B
	Mo												Mo
	Sr												Sr

The highest concentration found in the Prep Blank and ICB/CCB for each analyte is circled on this worksheet and transferred to the PB/ICB/CCB Qualified Samples worksheet.

BLNKICB.4SW

Qual: U B3

LDC #: 19954B4
SDG #: L71134

VALIDATION FINDINGS WORKSHEET
PB/ICB/CCB QUALIFIED SAMPLES

Cu for # 1→15, 17
Pb for # 16, 17
Tl for all

Reviewer: MG
2nd Reviewer: [illegible]

METHOD: Trace Metals (EPA SW 846 Method 6010/7000) Soil preparation factor applied: 100x ; Tl 5.05x dil
Sample Concentration units, unless otherwise noted: mg/kg Associated Samples:

Analyte	Maximum PB[a] (mg/Kg)	Maximum PB[a] (ug/L)	Maximum ICB/CCB[a] (ug/L)	Blank Action Limit	Sample Identification 1	2	3	4	5	6	7	8	9	10
Al														
Sb														
As														
Ba														
Be														
Cd														
Ca														
Cr														
Co														
Cu			11.	5.50										
Fe														
Pb			0.1	0.05										
Mg														
Mn														
Hg														
Mo														
Ni														
K														
Se														
Ag														
Na														
Tl			0.21	0.53	0.25	0.11	0.12	0.17	0.12	0.15	0.15	0.13	0.14	0.08
V														
Zn														
Sn														
B														

Samples with analyte concentrations within five times the associated ICB, CCB or PB concentration are listed above with the identifications from the Validation Completeness Worksheet. These sample results were qualified as not detected, "U".

Note : a - The listed analyte concentration is the highest ICB, CCB, or PB detected in the analysis of each element.

BLNKSMP.4SW

LDC #: 19954B4
SDG #: L71134

Qual: U B3

Cu for # 1→15, 17
Pb for # 16, 17
Tl for all

VALIDATION FINDINGS WORKSHEET
PB/ICB/CCB QUALIFIED SAMPLES

Reviewer: MG
2nd Reviewer: [illegible]

METHOD: Trace Metals (EPA SW 846 Method 6010/7000) Soil preparation factor applied: 100x ; Tl 5.05x dil
Sample Concentration units, unless otherwise noted: mg/kg Associated Samples:

Analyte	Maximum PB[a] (mg/Kg)	Maximum PB[a] (ug/L)	Maximum ICB/CCB[a] (ug/L)	Blank Action Limit	Sample Identification 11	12	13	14	15	16	17			
Al														
Sb														
As														
Ba														
Be														
Cd														
Ca														
Cr														
Co														
Cu			11.	5.50										
Fe														
Pb			0.1	0.05										
Mg														
Mn														
Hg														
Mo														
Ni														
K														
Se														
Ag														
Na														
Tl			0.21	0.53	0.09	0.15	0.12	0.20	0.17	0.22	0.17			
V														
Zn														
Sn														
B														

Samples with analyte concentrations within five times the associated ICB, CCB or PB concentration are listed above with the identifications from the Validation Completeness Worksheet. These sample results were qualified as not detected, "U".

Note : a - The listed analyte concentration is the highest ICB, CCB, or PB detected in the analysis of each element.

BLNKSMP.4SW

LDC #: 19954B4
SDG #: L71134

VALIDATION FINDINGS WORKSHEET
Matrix Spike/Matrix Spike Duplicates

Page: 1 of 1
Reviewer: MG
2nd Reviewer: [illegible]

METHOD: Trace metals (EPA SW 846 Method 6010/7000)

Please see qualifications below for all questions answered "N". Not applicable questions are identified as "N/A".

Y N N/A Was a matrix spike analyzed for each matrix in this SDG?

Y N N/A Were matrix spike percent recoveries (%R) within the control limits of 75-125? If the sample concentration exceeded the spike concentration by a factor of 4 or more, no action was taken.

Y N N/A Were all duplicate sample relative percent differences (RPD) ≤ 20% for water samples and ≤35% for soil samples?

LEVEL IV ONLY:

Y N N/A Were recalculated results acceptable? See Level IV Recalculation Worksheet for recalculations.

#	MS/MSD ID	Matrix	Analyte	MS %Recovery	MSD %Recovery	RPD (Limits)	Associated Samples	Qualifications
1	20/21	Soil	Sb	57.2 (75-125)	62.8 (75-125)		all	J/UJ/A M2
2	18/19	↓	Cr		126.5 (↓)		↓	J dets/A M1

Comments:

MSD.4S2

LDC #: 19954B4
SDG #: L71134

VALIDATION FINDINGS WORKSHEET
Laboratory Control Samples (LCS)

Page: 1 of 1
Reviewer: MG
2nd Reviewer: [illegible]

METHOD: Trace Metals (EPA SW 846 Method 6010B/6020/7000)

Please see qualifications below for all questions answered "N". Not applicable questions are identified as "N/A".

Y N N/A Was a laboratory control sample (LCS) analyzed for each matrix in this SDG?

Y N N/A Were the LCS percent recoveries (%R) and relative percent difference (RPD) within the QC limits?

LEVEL IV ONLY:

Y N N/A Were recalculated results acceptable? See Level IV Recalculation Worksheet for recalculations.

(mg / kg)

#	Date	LCS/LCSD ID	Matrix	Analyte	LCS %R (limits)	LCSD %R (limits)	RPD (limits)	Associated Samples	Qualifications
1	8-29-08	LCS/LCSD	Soil	As	271.1 (181-270)			all	J dets/P L1
					(Concentration)				

Comments:

LDC #: 19954B4
SDG #: L71134

VALIDATION FINDINGS WORKSHEET
ICP Serial Dilution

Page: 1 of 1
Reviewer: MG
2nd Reviewer: [illegible]

METHOD: Trace Metals (EPA SW 846 Method 6010/6020/7000)

Please see qualifications below for all questions answered "N". Not applicable questions are identified as "N/A".

Y N N/A If analyte concentrations were > 50X the MDL (ICP) ,or >100X the MDL (ICP/MS), was a serial dilution analyzed?
Y N N/A Were ICP serial dilution percent differences (%D) ≤10%?
Y N N/A Is there evidence of negative interference? If yes, professional judgement will be used to qualify the data.

LEVEL IV ONLY:

Y N N/A Were recalculated results acceptable? See Level IV Recalculation Worksheet for recalculations.

#	Date	Diluted Sample ID	Matrix	Analyte	%D (Limits)	Associated Samples	Qualifications
1	9-2-08	16	soil	Pb	16.4 (≤10)	all	J dets /A

Comments:

SDILICPMS.wpd

LDC#: 19954B4
SDG#: L7 1134

VALIDATION FINDINGS WORKSHEET
Field Duplicates

Reviewer: MG
2nd Reviewer: [illegible]

METHOD: Metals (EPA Method 6010B/7000)

Y N NA Were field duplicate pairs identified in this SDG?
Y N NA Were target analytes detected in the field duplicate pairs?

Compound	Concentration (mg/kg)		RPD	
	2	3		
Arsenic	3.5	3.7	6	
Barium	47.3	49.3	4	
Chromium	3	3	0	
Cobalt	2	2	0	
Copper	74	81	9	
Lead	8.50	9.53	11	
Manganese	160	169	5	
Mercury	0.2U	0.05	200	
Molybdenum	121	109	10	
Selenium	0.74	0.89	18	
Thallium	0.11	0.12	9	
Uranium	1.07	1.25	16	
Zinc	23	26	12	

V:\FIELD DUPLICATES\FD_inorganic\19954B4.WPD

Compound	Concentration (mg/kg)		RPD	
	8	9		
Arsenic	3.1	3.1	0	
Barium	46.1	41.8	10	
Beryllium	0.2	0.2U	200	

LDC#: 19954B4
SDG#: L71134

VALIDATION FINDINGS WORKSHEET
Field Duplicates

Reviewer: MG
2nd Reviewer: [illegible]

METHOD: Metals (EPA Method 6010B/7000)

Y N NA Were field duplicate pairs identified in this SDG?
Y N NA Were target analytes detected in the field duplicate pairs?

Compound	Concentration (mg/kg)		RPD	
	8	9		
Chromium	4	4	0	
Cobalt	5	5	0	
Copper	183	181	1	
Lead	12.70	13.40	5	
Manganese	244	239	2	
Molybdenum	86	66	26	
Nickel	2	1	67	
Selenium	0.80	0.80	0	
Thallium	0.13	0.14	7	
Uranium	2.44	2.35	4	
Zinc	43	42	2	

V:\FIELD DUPLICATES\FD_inorganic\19954B4.WPD

Compound	Concentration (mg/kg)		RPD	
	14	15		
Antimony	0.4	0.6	40	
Arsenic	7.7	8.2	6	
Barium	47.3	69.5	38	
Chromium	2	3	40	
Cobalt	5	5	0	

LDC#: 19954B4
SDG#: L71134

VALIDATION FINDINGS WORKSHEET
Field Duplicates

Reviewer: MG
2nd Reviewer: [illegible]

METHOD: Metals (EPA Method 6010B/7000)

Y N NA Were field duplicate pairs identified in this SDG?
Y N NA Were target analytes detected in the field duplicate pairs?

Compound	Concentration (mg/kg)		RPD	
	14	15		
Copper	1800	1430	23	
Lead	152	51.90	98	
Manganese	190	193	2	
Mercury	0.09	0.07	25	
Molybdenum	315	342	8	
Selenium	3.38	2.85	17	
Thallium	0.20	0.17	16	
Uranium	1.17	1.29	10	
Zinc	39	43	10	

V:\FIELD DUPLICATES\FD_inorganic\19954B4.WPD

LDC #: 19954 B4
SDG #: L7 1134

VALIDATION FINDINGS WORKSHEET
Initial and Continuing Calibration Calculation Verification

Reviewer: MG
2nd Reviewer: [illegible]

METHOD: Trace Metals (EPA SW 846 Method 6010/6020/7000)

An initial and continuing calibration verification percent recovery (%R) was recalculated for each type of analysis using the following formula:

%R = Found / True x 100 Where, Found = concentration (in ug/L) of each analyte measured in the analysis of the ICV or CCV solution
True = concentration (in ug/L) of each analyte in the ICV or CCV source

Standard ID	Type of Analysis	Element	Found (ug/L)	True (ug/L)	Recalculated %R	Reported %R	Acceptable (Y/N)
0938 ICV	ICP (Initial calibration)	Be	2060	2000	103	103	Y
	GFAA (Initial calibration)						
1639 ICV	CVAA (Initial calibration)	Hg	10.02	10.02	100	100	
0330 CCV1	ICP (Continuing calibration)	Cd	990.4	1000	99	99	
	GFAA (Continuing calibration)						
1732 CCV2	CVAA (Continuing calibration)	Hg	10.05	10.02	100.3	100.3	
0546 ICV	ICP/MS (Initial calibration)	Se	51.02	50.0	102	102	
0827 CCV2	ICP/MS (Continuing calibation)	U	48.29	50.0	96.6	96.6	

Comments: Refer to Calibration Verification findings worksheet for list of qualifications and associated samples when reported results do not agree within 10.0% of the recalculated results.

LDC #: 19954B4
SDG #: L71134

VALIDATION FINDINGS WORKSHEET
Level IV Recalculation Worksheet

Page: 1 of 1
Reviewer: MG
2nd Reviewer: [illegible]

METHOD: Trace Metals (EPA SW 846 Method 6010/7000)

Percent recoveries (%R) for an ICP interference check sample, a laboratory control sample and a matrix spike sample were recalculated using the following formula:

$\%R = \frac{Found}{True} \times 100$

Where, Found = Concentration of each analyte measured in the analysis of the sample. For the matrix spike calculation, Found = SSR (spiked sample result) - SR (sample result).
True = Concentration of each analyte in the source.

A sample and duplicate relative percent difference (RPD) was recalculated using the following formula:

$RPD = \frac{|S-D|}{(S+D)/2} \times 100$

Where, S = Original sample concentration
D = Duplicate sample concentration

An ICP serial dilution percent difference (%D) was recalculated using the following formula:

$\%D = \frac{|I-SDR|}{I} \times 100$

Where, I = Initial Sample Result (mg/L)
SDR = Serial Dilution Result (mg/L) (Instrument Reading x 5)

	Sample ID	Type of Analysis	Element	Found / S / I (units)	True / D / SDR (units)	Recalculated %R / RPD / %D	Reported %R / RPD / %D	Acceptable (Y/N)
8-28	0249 ICSAB	ICP Interference check	Co	0.246 (mg/L)	0.2505 (mg/L)	98.2	98.2	Y
8-29	0626 LCS	Laboratory control sample	As	271.1 (mg/kg)	225. (mg/kg)	120	not reported	
8-28	0422 18	Matrix spike	Mo	(SSR-SR) 214.4 (mg/kg)	50.5 (mg/kg)	424.6	424.6	
8-28	0422/0425 18/19	Duplicate	Ni	84.7 (mg/kg)	85.6 (mg/kg)	1.06	1.06	
8-28	0408/0418 16	ICP serial dilution	Ba	150 (mg/kg)	153.2 (mg/kg)	2.1	2.2	

Comments: Refer to appropriate worksheet for list of qualifications and associated samples when reported results do not agree within 10.0% of the recalculated results.

TOTCLC.4SW

LDC #: 19954B4
SDG #: L71134

VALIDATION FINDINGS WORKSHEET
Sample Calculation Verification

Reviewer: MG
2nd reviewer: ✓

METHOD: Trace Metals (EPA SW 846 Method 6010/7000)

Please see qualifications below for all questions answered "N". Not applicable questions are identified as "N/A".

(Y) N N/A Have results been reported and calculated correctly?
(Y) N N/A Are results within the calibrated range of the instruments and within the linear range of the ICP?
(Y) N N/A Are all detection limits below the CRDL?

Detected analyte results for # 16, As were recalculated and verified using the following equation:

Concentration = $\frac{(RD)(FV)(Dil)}{(In.\ Vol.)(\%S)}$

RD = Raw data concentration
FV = Final volume (ml)
In. Vol. = Initial volume (ml) or weight (G)
Dil = Dilution factor
%S = Decimal percent solids

Recalculation:

$$\frac{(128.300\ \mu g/L)(0.050)(5.05)}{0.5g} = 64.79\ \mu g/g \text{ or } mg/kg$$

Sample ID	Analyte	Reported Concentration (mg/kg)	Calculated Concentration (mg/kg)	Acceptable (Y/N)
16	Sb	13.6	13.6	Y
	As	64.8	64.8	↓
	Ba	150.	150.	↓
	Cd	5.0	5.0	↓
	Cr	36.	36.	↓
	Co	42.	42.	↓
	Cu	26800.	26800.	↓
	Pb	999.	999.	↓
	Mn	932.	932.	↓
	Hg	0.60	0.60	↓
	Mo	6470.	6470.	↓
	Ni	33.	33.	↓
	Se	7.85	7.85	↓
	Tl	0.22	0.22	↓
	U	5.20	5.20	↓
	Zn	1550.	1550.	↓

LDC #: 19954B4
SDG #: L71134

VALIDATION FINDINGS WORKSHEET
Sample Calculation Verification

Reviewer: MG
2nd reviewer:

METHOD: Trace Metals (EPA SW 846 Method 6010/7000)

Please see qualifications below for all questions answered "N". Not applicable questions are identified as "N/A".

Y N N/A Have results been reported and calculated correctly?
Y N N/A Are results within the calibrated range of the instruments and within the linear range of the ICP?
Y N N/A Are all detection limits below the CRDL?

Detected analyte results for #17, Se were recalculated and verified using the following equation:

Concentration = (RD)(FV)(Dil) / (In. Vol.)(%S)

RD = Raw data concentration
FV = Final volume (ml)
In. Vol. = Initial volume (ml) or weight (G)
Dil = Dilution factor
%S = Decimal percent solids

Recalculation:

$$\frac{(5.661\ \mu g/L)(0.050L)(5.05)}{0.5g} = 2.859\ \mu g/g \text{ or } mg/kg$$

Sample ID	Analyte	Reported Concentration (mg/kg)	Calculated Concentration (mg/kg)	Acceptable (Y/N)
17	Sb	2.0	2.0	Y
	As	16.0	16.0	
	Ba	77.6	77.6	
	Be	0.9	0.9	
	Cd	5.3	5.3	
	Cr	193.	193.	
	Co	23.	23.	
	Cu	4120.	4120.	
	Pb	303.	303.	
	Mn	683.	683.	
	Hg	0.40	0.40	
	Mo	2220.	2220.	
	Ni	29.	29.	
	Se	2.86	2.86	
	Tl	0.17	0.17	
	U	7.78	7.78	
	Zn	741.	741.	

Laboratory Data Consultants, Inc.
Data Validation Report

Project/Site Name: FMI Gold & Copper-Sierrita

Collection Date: October 21 through October 28, 2008

LDC Report Date: December 29, 2008

Matrix: Soil

Parameters: Metals

Validation Level: Level IV

Laboratory: ACZ Laboratories, Inc.

Sample Delivery Group (SDG): L72871

Sample Identification

ST-SB06 0-20
ST-SB06 20-40
ST-SB06 40-60
ST-SB06 60-80
ST-SB06 80-100
ST-SB06 100-120
ST-SB06 120-140
ST-SB06 140-160
ST-SB06 160-180
ST-SB06 180-200
ST-SB06 200-220
ST-SB06 220-240
ST-SB06 240-260
ST-SB06 260-280
ST-SB06 280-300
ST-SB06 300-320
ST-SB06 300-320-D
ST-SB06 260-280-MSD
ST-SB06 0-20MS
ST-SB06 0-20MSD
ST-SB06 260-280-MSDMS
ST-SB06 260-280-MSDMSD

Introduction

This data review covers 22 soil samples listed on the cover sheet including dilutions and reanalysis as applicable. The analyses were per EPA SW 846 Methods 6010B, 6020, and 7000 for Metals. The metals analyzed were Antimony, Arsenic, Barium, Beryllium, Cadmium, Chromium, Cobalt, Copper, Lead, Manganese, Mercury, Molybdenum, Nickel, Selenium, Thallium, Uranium, and Zinc.

This review follows a modified outline of the USEPA Contract Laboratory Program National Functional Guidelines for Inorganic Data Review (October 2004) as there are no current guidelines for the methods stated above.

A qualification summary table is provided at the end of this report if data has been qualified. Flags are classified as P (protocol) or A (advisory) to indicate whether the flag is due to a laboratory deviation from a specified protocol or is of technical advisory nature.

Blanks are summarized in Section III.

Field duplicates are summarized in Section XIII.

The following are definitions of the data qualifiers:

U Indicates the compound or analyte was analyzed for but not detected at or above the stated limit.

J Indicates an estimated value.

R Quality control indicates the data is not usable.

N Presumptive evidence of presence of the constituent.

UJ Indicates the compound or analyte was analyzed for but not detected. The sample detection limit is an estimated value.

A Indicates the finding is based upon technical validation criteria.

P Indicates the finding is related to a protocol/contractual deviation.

None Indicates the data was not significantly impacted by the finding, therefore qualification was not required.

I. Technical Holding Times

All technical holding time requirements were met.

The chain-of-custodies were reviewed for documentation of cooler temperatures. All cooler temperatures met validation criteria.

II. Calibration

An initial calibration was performed.

The frequency and analysis criteria of the initial calibration verification (ICV) and continuing calibration verification (CCV) were met.

III. Blanks

Method blanks were reviewed for each matrix as applicable. No contaminant concentrations were found in the initial, continuing and preparation blanks with the following exceptions:

Method Blank ID	Analyte	Maximum Concentration	Associated Samples
ICB/CCB	Thallium	0.18 ug/L	All samples in SDG L72871

Data qualification by the initial, continuing and preparation blanks (ICB/CCB/PBs) was based on the maximum contaminant concentration in the ICB/CCB/PBs in the analysis of each analyte. The sample concentrations were either not detected or were significantly greater (>5X blank contaminants) than the concentrations found in the associated method blanks with the following exceptions:

Sample	Analyte	Reported Concentration	Modified Final Concentration
ST-SB06 0-20	Thallium	0.27 mg/Kg	0.27U mg/Kg
ST-SB06 20-40	Thallium	0.14 mg/Kg	0.14U mg/Kg
ST-SB06 40-60	Thallium	0.21 mg/Kg	0.21U mg/Kg
ST-SB06 60-80	Thallium	0.16 mg/Kg	0.16U mg/Kg
ST-SB06 80-100	Thallium	0.14 mg/Kg	0.14U mg/Kg
ST-SB06 100-120	Thallium	0.14 mg/Kg	0.14U mg/Kg

Sample	Analyte	Reported Concentration	Modified Final Concentration
ST-SB06 120-140	Thallium	0.19 mg/Kg	0.19U mg/Kg
ST-SB06 140-160	Thallium	0.22 mg/Kg	0.22U mg/Kg
ST-SB06 160-180	Thallium	0.28 mg/Kg	0.28U mg/Kg
ST-SB06 180-200	Thallium	0.21 mg/Kg	0.21U mg/Kg
ST-SB06 200-220	Thallium	0.23 mg/Kg	0.23U mg/Kg
ST-SB06 220-240	Thallium	0.34 mg/Kg	0.34U mg/Kg
ST-SB06 240-260	Thallium	0.44 mg/Kg	0.44U mg/Kg
ST-SB06 260-280	Thallium	0.42 mg/Kg	0.42U mg/Kg
ST-SB06 300-320	Thallium	0.15 mg/Kg	0.15U mg/Kg
ST-SB06 300-320-D	Thallium	0.14 mg/Kg	0.14U mg/Kg
ST-SB06 260-280-MSD	Thallium	0.39 mg/Kg	0.39U mg/Kg

No field blanks were identified in this SDG.

IV. ICP Interference Check Sample (ICS) Analysis

The frequency of analysis was met.

The criteria for analysis were met.

V. Matrix Spike Analysis

Matrix spike (MS) and matrix spike duplicate (MSD) samples were reviewed for each matrix as applicable. Percent recoveries (%R) and relative percent differences (RPD) were within QC limits with the following exceptions:

Spike ID (Associated Samples)	Analyte	MS (%R) (Limits)	MSD (%R) (Limits)	RPD (Limits)	Flag	A or P
ST-SB06 260-280-MSDMS/MSDMSD (All samples in SDG L72871)	Antimony Arsenic	50.4 (75-125) 65 (75-125)	47.6 (75-125) 65.2 (75-125)	- -	J (all detects) UJ (all non-detects) J (all detects) UJ (all non-detects)	A
ST-SB06 0-20MS/MSD (All samples in SDG L72871)	Barium	-	126.1 (75-125)	-	J (all detects)	A
ST-SB06 0-20MS/MSD (All samples in SDG L72871)	Molybdenum	128.6 (75-125)	71 (75-125)	29.42 (≤20)	J (all detects) UJ (all non-detects)	A

VI. Duplicate Sample Analysis

Duplicate (DUP) sample analyses were reviewed for each matrix as applicable.

VII. Laboratory Control Samples (LCS)

Laboratory control samples were reviewed for each matrix as applicable. Percent recoveries (%R) and relative percent differences (RPD) were within QC limits.

VIII. Internal Standards

All internal standard percent recoveries (%R) were within QC limits.

IX. Furnace Atomic Absorption QC

Graphite furnace atomic absorption was not utilized in this SDG.

X. ICP Serial Dilution

ICP serial dilution analysis was performed by the laboratory. The analysis criteria were met.

XI. Sample Result Verification

All sample result verifications were acceptable.

XII. Overall Assessment of Data

Data flags are summarized at the end of this report if data has been qualified.

XIII. Field Duplicates

Samples ST-SB06 300-320 and ST-SB06 300-320-D were identified as field duplicates. No metals were detected in any of the samples with the following exceptions:

Compound	Concentration (mg/Kg)		RPD
	ST-SB06 300-320	ST-SB06 300-320-D	
Antimony	0.3	0.3	0
Arsenic	3.2	2.9	10
Barium	78.5	52.6	40
Beryllium	0.7	0.6	15
Chromium	9	9	0
Cobalt	5	6	18
Copper	223	223	0
Lead	9.16	9.05	1
Manganese	212	227	7
Molybdenum	12	11	9
Nickel	6	6	0
Selenium	0.26	0.22	17
Thallium	0.15	0.14	7
Uranium	1.08	1.04	4
Zinc	48	41	16

FMI Gold & Copper-Sierrita
Metals - Data Qualification Summary - SDG L72871

SDG	Sample	Analyte	Flag	A or P	ADEQ	Reason
L72871	ST-SB06 0-20 ST-SB06 20-40 ST-SB06 40-60 ST-SB06 60-80 ST-SB06 80-100 ST-SB06 100-120 ST-SB06 120-140 ST-SB06 140-160 ST-SB06 160-180 ST-SB06 180-200 ST-SB06 200-220 ST-SB06 220-240 ST-SB06 240-260 ST-SB06 260-280 ST-SB06 280-300 ST-SB06 300-320 ST-SB06 300-320-D ST-SB06 260-280-MSD	Antimony Arsenic	J (all detects) UJ (all non-detects) J (all detects) UJ (all non-detects)	A	M2	Matrix spike/Matrix spike duplicates (%R)
L72871	ST-SB06 0-20 ST-SB06 20-40 ST-SB06 40-60 ST-SB06 60-80 ST-SB06 80-100 ST-SB06 100-120 ST-SB06 120-140 ST-SB06 140-160 ST-SB06 160-180 ST-SB06 180-200 ST-SB06 200-220 ST-SB06 220-240 ST-SB06 240-260 ST-SB06 260-280 ST-SB06 280-300 ST-SB06 300-320 ST-SB06 300-320-D ST-SB06 260-280-MSD	Barium	J (all detects)	A	M1	Matrix spike/Matrix spike duplicates (%R)
L72871	ST-SB06 0-20 ST-SB06 20-40 ST-SB06 40-60 ST-SB06 60-80 ST-SB06 80-100 ST-SB06 100-120 ST-SB06 120-140 ST-SB06 140-160 ST-SB06 160-180 ST-SB06 180-200 ST-SB06 200-220 ST-SB06 220-240 ST-SB06 240-260 ST-SB06 260-280 ST-SB06 280-300 ST-SB06 300-320 ST-SB06 300-320-D ST-SB06 260-280-MSD	Molybdenum	J (all detects) UJ (all non-detects)	A	M1,M2,R2	Matrix spike/Matrix spike duplicates (%R)(RPD)

FMI Gold & Copper-Sierrita
Metals - Laboratory Blank Data Qualification Summary - SDG L72871

SDG	Sample	Analyte	Modified Final Concentration	A or P	ADEQ
L72871	ST-SB06 0-20	Thallium	0.27U mg/Kg	A	B3
L72871	ST-SB06 20-40	Thallium	0.14U mg/Kg	A	B3
L72871	ST-SB06 40-60	Thallium	0.21U mg/Kg	A	B3
L72871	ST-SB06 60-80	Thallium	0.16U mg/Kg	A	B3
L72871	ST-SB06 80-100	Thallium	0.14U mg/Kg	A	B3
L72871	ST-SB06 100-120	Thallium	0.14U mg/Kg	A	B3
L72871	ST-SB06 120-140	Thallium	0.19U mg/Kg	A	B3
L72871	ST-SB06 140-160	Thallium	0.22U mg/Kg	A	B3
L72871	ST-SB06 160-180	Thallium	0.28U mg/Kg	A	B3
L72871	ST-SB06 180-200	Thallium	0.21U mg/Kg	A	B3
L72871	ST-SB06 200-220	Thallium	0.23U mg/Kg	A	B3
L72871	ST-SB06 220-240	Thallium	0.34U mg/Kg	A	B3
L72871	ST-SB06 240-260	Thallium	0.44U mg/Kg	A	B3
L72871	ST-SB06 260-280	Thallium	0.42U mg/Kg	A	B3
L72871	ST-SB06 300-320	Thallium	0.15U mg/Kg	A	B3
L72871	ST-SB06 300-320-D	Thallium	0.14U mg/Kg	A	B3
L72871	ST-SB06 260-280-MSD	Thallium	0.39U mg/Kg	A	B3

FMI Gold & Copper-Sierrita
Metals - Field Blank Data Qualification Summary - SDG L72871

No Sample Data Qualified in this SDG

ACZ Laboratories, Inc.

2773 Downhill Drive Steamboat Springs, CO 80487 (800) 334-5493

Inorganic Analytical Results

FMI Gold & Copper - Sierrita
Project ID: OJ07R9
Sample ID: ST-SB06 0-20

ACZ Sample ID: ***L72871-01***
Date Sampled: *10/21/08 11:48*
Date Received: *11/05/08*
Sample Matrix: *Soil*

Metals Analysis

Parameter	EPA Method	Result	Qual	XQ	Units	MDL	PQL	Date	Analyst	
Antimony, total (3050)	M6020 ICP-MS	0.3	B	*	mg/Kg	0.2	1	11/11/08 22:21	rac	J (M2)
Arsenic, total (3050)	M6020 ICP-MS	1.2		*	mg/Kg	0.3	1	11/11/08 22:21	rac	J ↓
Barium, total (3050)	M6010B ICP	83.6		*	mg/Kg	0.3	2	11/11/08 23:18	aeh	J (M1)
Beryllium, total (3050)	M6010B ICP	0.3	B		mg/Kg	0.2	1	11/11/08 23:18	aeh	
Cadmium, total (3050)	M6010B ICP		U		mg/Kg	0.5	2	11/11/08 23:18	aeh	
Chromium, total (3050)	M6010B ICP	5			mg/Kg	1	5	11/11/08 23:18	aeh	
Cobalt, total (3050)	M6010B ICP	5		*	mg/Kg	1	5	11/11/08 23:18	aeh	
Copper, total (3050)	M6010B ICP	303		*	mg/Kg	1	5	11/11/08 23:18	aeh	
Lead, total (3050)	M6020 ICP-MS	2.45			mg/Kg	0.05	0.3	11/19/08 13:04	rac	
Manganese, total (3050)	M6010B ICP	187			mg/Kg	0.5	3	11/11/08 23:18	aeh	
Mercury, total	M7471A CVAA		U		mg/Kg	0.04	0.2	11/18/08 11:25	pmc	
Molybdenum, total (3050)	M6010B ICP	48		*	mg/Kg	1	5	11/11/08 23:18	aeh	J(M1,M2,R2)
Nickel, total (3050)	M6010B ICP	3	B		mg/Kg	1	5	11/11/08 23:18	aeh	
Selenium, total (3050)	M6020 ICP-MS	0.55			mg/Kg	0.05	0.3	11/11/08 22:21	rac	
Thallium, total (3050)	M6020 ICP-MS	0.27	B	*	mg/Kg	0.05	0.3	11/11/08 22:21	rac	u (B3)
Uranium, total (3050)	M6020 ICP-MS	4.64		*	mg/Kg	0.05	0.3	11/11/08 22:21	rac	
Zinc, total (3050)	M6010B ICP	28		*	mg/Kg	1	5	11/11/08 23:18	aeh	

Soil Analysis

Parameter	EPA Method	Result	Qual	XQ	Units	MDL	PQL	Date	Analyst
Solids, Percent	CLPSOW390, PART F, D-98	93.3		*	%	0.1	0.5	11/06/08 10:06	bjl

Soil Preparation

Parameter	EPA Method	Result	Qual	XQ	Units	MDL	PQL	Date	Analyst
Air Dry at 34 Degrees C	USDA No. 1, 1972			*				11/06/08 7:00	bjl
Digestion - Hot Plate	M3050B ICP-MS							11/10/08 8:39	mjc
Sieve-2000 um (2.0mm)	ASA No.9, 15-4.2.2			*				11/07/08 13:00	bjl

Arizona license number: AZ0102

12/30/08

** Please refer to Qualifier Reports for details.*

ACZ Laboratories, Inc.
2773 Downhill Drive Steamboat Springs, CO 80487 (800) 334-5493

Inorganic Analytical Results

FMI Gold & Copper - Sierrita
Project ID: OJ07R9
Sample ID: ST-SB06 20-40

ACZ Sample ID: ***L72871-02***
Date Sampled: *10/21/08 14:37*
Date Received: *11/05/08*
Sample Matrix: *Soil*

Metals Analysis

Parameter	EPA Method	Result	Qual	XQ	Units	MDL	PQL	Date	Analyst	
Antimony, total (3050)	M6020 ICP-MS	0.3	B	*	mg/Kg	0.2	1	11/11/08 22:32	rac	J(M2)
Arsenic, total (3050)	M6020 ICP-MS	1.3		*	mg/Kg	0.3	1	11/11/08 22:32	rac	↓
Barium, total (3050)	M6010B ICP	91.7		*	mg/Kg	0.3	2	11/11/08 23:40	aeh	↓(M1)
Beryllium, total (3050)	M6010B ICP	0.3	B		mg/Kg	0.2	1	11/11/08 23:40	aeh	
Cadmium, total (3050)	M6010B ICP		U		mg/Kg	0.5	2	11/11/08 23:40	aeh	
Chromium, total (3050)	M6010B ICP	5	B		mg/Kg	1	5	11/11/08 23:40	aeh	
Cobalt, total (3050)	M6010B ICP	6		*	mg/Kg	1	5	11/11/08 23:40	aeh	
Copper, total (3050)	M6010B ICP	454		*	mg/Kg	1	5	11/11/08 23:40	aeh	
Lead, total (3050)	M6020 ICP-MS	3.16			mg/Kg	0.05	0.3	11/19/08 13:13	rac	
Manganese, total (3050)	M6010B ICP	174			mg/Kg	0.5	3	11/11/08 23:40	aeh	
Mercury, total	M7471A CVAA		U		mg/Kg	0.04	0.2	11/18/08 11:31	pmc	
Molybdenum, total (3050)	M6010B ICP	47		*	mg/Kg	1	5	11/11/08 23:40	aeh	J(M1, M2 R2)
Nickel, total (3050)	M6010B ICP	3	B		mg/Kg	1	5	11/11/08 23:40	aeh	
Selenium, total (3050)	M6020 ICP-MS	0.71			mg/Kg	0.05	0.3	11/11/08 22:32	rac	
Thallium, total (3050)	M6020 ICP-MS	0.14	B	*	mg/Kg	0.05	0.3	11/11/08 22:32	rac	U(B3)
Uranium, total (3050)	M6020 ICP-MS	3.56		*	mg/Kg	0.05	0.3	11/11/08 22:32	rac	
Zinc, total (3050)	M6010B ICP	37		*	mg/Kg	1	5	11/11/08 23:40	aeh	

Soil Analysis

Parameter	EPA Method	Result	Qual	XQ	Units	MDL	PQL	Date	Analyst
Solids, Percent	CLPSOW390, PART F, D-98	87.1		*	%	0.1	0.5	11/06/08 12:18	bjl

Soil Preparation

Parameter	EPA Method	Result	Qual	XQ	Units	MDL	PQL	Date	Analyst
Air Dry at 34 Degrees C	USDA No. 1, 1972			*				11/06/08 7:05	bjl
Digestion - Hot Plate	M3050B ICP-MS							11/10/08 9:33	mjc
Sieve-2000 um (2.0mm)	ASA No.9, 15-4.2.2			*				11/07/08 15:05	bjl

Arizona license number: AZ0102

12/30/08

REPIN.02.06.05.01

** Please refer to Qualifier Reports for details.*

ACZ Laboratories, Inc.

2773 Downhill Drive Steamboat Springs, CO 80487 (800) 334-5493

Inorganic Analytical Results

FMI Gold & Copper - Sierrita
Project ID: OJ07R9
Sample ID: ST-SB06 40-60

ACZ Sample ID: ***L72871-03***
Date Sampled: *10/22/08 09:07*
Date Received: *11/05/08*
Sample Matrix: *Soil*

Metals Analysis

Parameter	EPA Method	Result	Qual	XQ	Units	MDL	PQL	Date	Analyst	
Antimony, total (3050)	M6020 ICP-MS		U	*	mg/Kg	0.2	1	11/11/08 22:38	rac	UJ(M2)
Arsenic, total (3050)	M6020 ICP-MS	2.1		*	mg/Kg	0.3	1	11/11/08 22:38	rac	J ↓
Barium, total (3050)	M6010B ICP	73.8		*	mg/Kg	0.3	2	11/11/08 23:44	aeh	J (M1)
Beryllium, total (3050)	M6010B ICP	0.4	B		mg/Kg	0.2	1	11/11/08 23:44	aeh	
Cadmium, total (3050)	M6010B ICP		U		mg/Kg	0.5	2	11/11/08 23:44	aeh	
Chromium, total (3050)	M6010B ICP	6			mg/Kg	1	5	11/11/08 23:44	aeh	
Cobalt, total (3050)	M6010B ICP	9		*	mg/Kg	1	5	11/11/08 23:44	aeh	
Copper, total (3050)	M6010B ICP	387		*	mg/Kg	1	5	11/11/08 23:44	aeh	
Lead, total (3050)	M6020 ICP-MS	3.66			mg/Kg	0.05	0.3	11/19/08 13:17	rac	
Manganese, total (3050)	M6010B ICP	225			mg/Kg	0.5	3	11/11/08 23:44	aeh	
Mercury, total	M7471A CVAA		U		mg/Kg	0.05	0.2	11/18/08 11:34	pmc	
Molybdenum, total (3050)	M6010B ICP	63		*	mg/Kg	1	5	11/11/08 23:44	aeh	J(M1,M2 R2)
Nickel, total (3050)	M6010B ICP	5	B		mg/Kg	1	5	11/11/08 23:44	aeh	
Selenium, total (3050)	M6020 ICP-MS	0.98			mg/Kg	0.05	0.3	11/11/08 22:38	rac	
Thallium, total (3050)	M6020 ICP-MS	0.21	B	*	mg/Kg	0.05	0.3	11/11/08 22:38	rac	U(B3)
Uranium, total (3050)	M6020 ICP-MS	4.54		*	mg/Kg	0.05	0.3	11/11/08 22:38	rac	
Zinc, total (3050)	M6010B ICP	50		*	mg/Kg	1	5	11/11/08 23:44	aeh	

Soil Analysis

Parameter	EPA Method	Result	Qual	XQ	Units	MDL	PQL	Date	Analyst
Solids, Percent	CLPSOW390, PART F, D-98	80.9		*	%	0.1	0.5	11/06/08 13:25	bjl

Soil Preparation

Parameter	EPA Method	Result	Qual	XQ	Units	MDL	PQL	Date	Analyst
Air Dry at 34 Degrees C	USDA No. 1, 1972			*				11/06/08 7:11	bjl
Digestion - Hot Plate	M3050B ICP-MS							11/10/08 9:51	mjc
Sieve-2000 um (2.0mm)	ASA No.9, 15-4.2.2			*				11/07/08 17:11	bjl

Arizona license number: AZ0102

12/30/08

** Please refer to Qualifier Reports for details.*

ACZ Laboratories, Inc.
2773 Downhill Drive Steamboat Springs, CO 80487 (800) 334-5493

Inorganic Analytical Results

FMI Gold & Copper - Sierrita
Project ID: OJ07R9
Sample ID: ST-SB06 60-80

ACZ Sample ID: ***L72871-04***
Date Sampled: *10/22/08 10:27*
Date Received: *11/05/08*
Sample Matrix: *Soil*

Metals Analysis

Parameter	EPA Method	Result	Qual	XQ	Units	MDL	PQL	Date	Analyst
Antimony, total (3050)	M6020 ICP-MS	0.6	B	*	mg/Kg	0.2	1	11/11/08 22:55	rac
Arsenic, total (3050)	M6020 ICP-MS	3.8		*	mg/Kg	0.3	1	11/11/08 22:55	rac
Barium, total (3050)	M6010B ICP	51.1		*	mg/Kg	0.3	2	11/11/08 23:47	aeh
Beryllium, total (3050)	M6010B ICP	0.3	B		mg/Kg	0.2	1	11/11/08 23:47	aeh
Cadmium, total (3050)	M6010B ICP		U		mg/Kg	0.5	2	11/11/08 23:47	aeh
Chromium, total (3050)	M6010B ICP	4	B		mg/Kg	1	5	11/11/08 23:47	aeh
Cobalt, total (3050)	M6010B ICP	14		*	mg/Kg	1	5	11/11/08 23:47	aeh
Copper, total (3050)	M6010B ICP	788		*	mg/Kg	1	5	11/11/08 23:47	aeh
Lead, total (3050)	M6020 ICP-MS	8.75		*	mg/Kg	0.05	0.3	11/11/08 22:55	rac
Manganese, total (3050)	M6010B ICP	237			mg/Kg	0.5	3	11/11/08 23:47	aeh
Mercury, total	M7471A CVAA		U		mg/Kg	0.04	0.2	11/18/08 11:36	pmc
Molybdenum, total (3050)	M6010B ICP	46		*	mg/Kg	1	5	11/11/08 23:47	aeh
Nickel, total (3050)	M6010B ICP	4	B		mg/Kg	1	5	11/11/08 23:47	aeh
Selenium, total (3050)	M6020 ICP-MS	1.87			mg/Kg	0.05	0.3	11/11/08 22:55	rac
Thallium, total (3050)	M6020 ICP-MS	0.16	B	*	mg/Kg	0.05	0.3	11/11/08 22:55	rac
Uranium, total (3050)	M6020 ICP-MS	18.40		*	mg/Kg	0.05	0.3	11/11/08 22:55	rac
Zinc, total (3050)	M6010B ICP	51		*	mg/Kg	1	5	11/11/08 23:47	aeh

J (M2) → (M1)

J (M1, M2 R2)

(B3)

Soil Analysis

Parameter	EPA Method	Result	Qual	XQ	Units	MDL	PQL	Date	Analyst
Solids, Percent	CLPSOW390, PART F, D-98	93.9		*	%	0.1	0.5	11/06/08 14:31	bjl

Soil Preparation

Parameter	EPA Method	Result	Qual	XQ	Units	MDL	PQL	Date	Analyst
Air Dry at 34 Degrees C	USDA No. 1, 1972			*				11/06/08 7:16	bjl
Digestion - Hot Plate	M3050B ICP-MS							11/10/08 10:10	mjc
Sieve-2000 um (2.0mm)	ASA No.9, 15-4.2.2			*				11/07/08 19:16	bjl

Arizona license number: AZ0102

12/30/08

REPIN.02.06.05.01

** Please refer to Qualifier Reports for details.*

ACZ Laboratories, Inc.

2773 Downhill Drive Steamboat Springs, CO 80487 (800) 334-5493

Inorganic Analytical Results

FMI Gold & Copper - Sierrita
Project ID: OJ07R9
Sample ID: ST-SB06 80-100

ACZ Sample ID: ***L72871-05***
Date Sampled: *10/23/08 09:52*
Date Received: *11/05/08*
Sample Matrix: *Soil*

Metals Analysis

Parameter	EPA Method	Result	Qual	XQ	Units	MDL	PQL	Date	Analyst
Antimony, total (3050)	M6020 ICP-MS	0.3	B	*	mg/Kg	0.2	1	11/11/08 23:00	rac
Arsenic, total (3050)	M6020 ICP-MS	2.9		*	mg/Kg	0.3	1	11/11/08 23:00	rac
Barium, total (3050)	M6010B ICP	64.3		*	mg/Kg	0.3	2	11/11/08 23:51	aeh
Beryllium, total (3050)	M6010B ICP	0.6	B		mg/Kg	0.2	1	11/11/08 23:51	aeh
Cadmium, total (3050)	M6010B ICP		U		mg/Kg	0.5	2	11/11/08 23:51	aeh
Chromium, total (3050)	M6010B ICP	7			mg/Kg	1	5	11/11/08 23:51	aeh
Cobalt, total (3050)	M6010B ICP	8		*	mg/Kg	1	5	11/11/08 23:51	aeh
Copper, total (3050)	M6010B ICP	844		*	mg/Kg	1	5	11/11/08 23:51	aeh
Lead, total (3050)	M6020 ICP-MS	11.00		*	mg/Kg	0.05	0.3	11/11/08 23:00	rac
Manganese, total (3050)	M6010B ICP	341			mg/Kg	0.5	3	11/11/08 23:51	aeh
Mercury, total	M7471A CVAA		U		mg/Kg	0.04	0.2	11/18/08 11:38	pmc
Molybdenum, total (3050)	M6010B ICP	102		*	mg/Kg	1	5	11/11/08 23:51	aeh
Nickel, total (3050)	M6010B ICP	3	B		mg/Kg	1	5	11/11/08 23:51	aeh
Selenium, total (3050)	M6020 ICP-MS	1.40			mg/Kg	0.05	0.3	11/11/08 23:00	rac
Thallium, total (3050)	M6020 ICP-MS	0.14	B	*	mg/Kg	0.05	0.3	11/11/08 23:00	rac
Uranium, total (3050)	M6020 ICP-MS	3.86		*	mg/Kg	0.05	0.3	11/11/08 23:00	rac
Zinc, total (3050)	M6010B ICP	92		*	mg/Kg	1	5	11/11/08 23:51	aeh

J (M2) ↓ (M1)

J (M1, M2 R2)

U (B3)

Soil Analysis

Parameter	EPA Method	Result	Qual	XQ	Units	MDL	PQL	Date	Analyst
Solids, Percent	CLPSOW390, PART F, D-98	93.6		*	%	0.1	0.5	11/06/08 15:37	bjl

Soil Preparation

Parameter	EPA Method	Result	Qual	XQ	Units	MDL	PQL	Date	Analyst
Air Dry at 34 Degrees C	USDA No. 1, 1972			*				11/06/08 7:22	bjl
Digestion - Hot Plate	M3050B ICP-MS							11/10/08 10:28	mjc
Sieve-2000 um (2.0mm)	ASA No.9, 15-4.2.2			*				11/07/08 21:22	bjl

Arizona license number: AZ0102

12/30/08

** Please refer to Qualifier Reports for details.*

ACZ Laboratories, Inc.

2773 Downhill Drive Steamboat Springs, CO 80487 (800) 334-5493

Inorganic Analytical Results

FMI Gold & Copper - Sierrita
Project ID: OJ07R9
Sample ID: ST-SB06 100-120

ACZ Sample ID: ***L72871-06***
Date Sampled: *10/23/08 10:32*
Date Received: *11/05/08*
Sample Matrix: *Soil*

Metals Analysis

Parameter	EPA Method	Result	Qual	XQ	Units	MDL	PQL	Date	Analyst
Antimony, total (3050)	M6020 ICP-MS	0.6	B	*	mg/Kg	0.2	1	11/11/08 23:06	rac
Arsenic, total (3050)	M6020 ICP-MS	2.8		*	mg/Kg	0.3	1	11/11/08 23:06	rac
Barium, total (3050)	M6010B ICP	70.5		*	mg/Kg	0.3	2	11/11/08 23:55	aeh
Beryllium, total (3050)	M6010B ICP	0.5	B		mg/Kg	0.2	1	11/11/08 23:55	aeh
Cadmium, total (3050)	M6010B ICP		U		mg/Kg	0.5	2	11/11/08 23:55	aeh
Chromium, total (3050)	M6010B ICP	6			mg/Kg	1	5	11/11/08 23:55	aeh
Cobalt, total (3050)	M6010B ICP	7		*	mg/Kg	1	5	11/11/08 23:55	aeh
Copper, total (3050)	M6010B ICP	509		*	mg/Kg	1	5	11/11/08 23:55	aeh
Lead, total (3050)	M6020 ICP-MS	6.22		*	mg/Kg	0.05	0.3	11/11/08 23:06	rac
Manganese, total (3050)	M6010B ICP	327			mg/Kg	0.5	3	11/11/08 23:55	aeh
Mercury, total	M7471A CVAA		U		mg/Kg	0.04	0.2	11/18/08 11:45	pmc
Molybdenum, total (3050)	M6010B ICP	59		*	mg/Kg	1	5	11/11/08 23:55	aeh
Nickel, total (3050)	M6010B ICP	4	B		mg/Kg	1	5	11/11/08 23:55	aeh
Selenium, total (3050)	M6020 ICP-MS	1.22			mg/Kg	0.05	0.3	11/11/08 23:06	rac
Thallium, total (3050)	M6020 ICP-MS	0.14	B	*	mg/Kg	0.05	0.3	11/11/08 23:06	rac
Uranium, total (3050)	M6020 ICP-MS	5.13		*	mg/Kg	0.05	0.3	11/11/08 23:06	rac
Zinc, total (3050)	M6010B ICP	53		*	mg/Kg	1	5	11/11/08 23:55	aeh

J(M2) ↓ (M1)

J(M1,M2 R2)

U(B3)

Soil Analysis

Parameter	EPA Method	Result	Qual	XQ	Units	MDL	PQL	Date	Analyst
Solids, Percent	CLPSOW390, PART F, D-98	85.1		*	%	0.1	0.5	11/06/08 16:44	bjl

Soil Preparation

Parameter	EPA Method	Result	Qual	XQ	Units	MDL	PQL	Date	Analyst
Air Dry at 34 Degrees C	USDA No. 1, 1972			*				11/06/08 7:28	bjl
Digestion - Hot Plate	M3050B ICP-MS							11/10/08 10:46	mjc
Sieve-2000 um (2.0mm)	ASA No.9, 15-4.2.2			*				11/07/08 23:28	bjl

Arizona license number: AZ0102

12/30/08

REPIN.02.06.05.01

** Please refer to Qualifier Reports for details.*

ACZ Laboratories, Inc.
2773 Downhill Drive Steamboat Springs, CO 80487 (800) 334-5493

Inorganic Analytical Results

FMI Gold & Copper - Sierrita
Project ID: OJ07R9
Sample ID: ST-SB06 120-140

ACZ Sample ID: ***L72871-07***
Date Sampled: *10/23/08 11:07*
Date Received: *11/05/08*
Sample Matrix: *Soil*

Metals Analysis

Parameter	EPA Method	Result	Qual	XQ	Units	MDL	PQL	Date	Analyst	
Antimony, total (3050)	M6020 ICP-MS		U	*	mg/Kg	0.2	1	11/11/08 23:12	rac	UJ(M2)
Arsenic, total (3050)	M6020 ICP-MS	1.6		*	mg/Kg	0.3	1	11/11/08 23:12	rac	J
Barium, total (3050)	M6010B ICP	98.2		*	mg/Kg	0.3	2	11/11/08 23:58	aeh	J (M1)
Beryllium, total (3050)	M6010B ICP	0.5	B		mg/Kg	0.2	1	11/11/08 23:58	aeh	
Cadmium, total (3050)	M6010B ICP		U		mg/Kg	0.5	2	11/11/08 23:58	aeh	
Chromium, total (3050)	M6010B ICP	7			mg/Kg	1	5	11/11/08 23:58	aeh	
Cobalt, total (3050)	M6010B ICP	10		*	mg/Kg	1	5	11/11/08 23:58	aeh	
Copper, total (3050)	M6010B ICP	447		*	mg/Kg	1	5	11/11/08 23:58	aeh	
Lead, total (3050)	M6020 ICP-MS	4.55		*	mg/Kg	0.05	0.3	11/11/08 23:12	rac	
Manganese, total (3050)	M6010B ICP	433			mg/Kg	0.5	3	11/11/08 23:58	aeh	
Mercury, total	M7471A CVAA		U		mg/Kg	0.04	0.2	11/18/08 11:47	pmc	
Molybdenum, total (3050)	M6010B ICP	46		*	mg/Kg	1	5	11/11/08 23:58	aeh	J(M1, M2 R2)
Nickel, total (3050)	M6010B ICP	4	B		mg/Kg	1	5	11/11/08 23:58	aeh	
Selenium, total (3050)	M6020 ICP-MS	0.98			mg/Kg	0.05	0.3	11/11/08 23:12	rac	
Thallium, total (3050)	M6020 ICP-MS	0.19	B	*	mg/Kg	0.05	0.3	11/11/08 23:12	rac	U(B3)
Uranium, total (3050)	M6020 ICP-MS	4.10		*	mg/Kg	0.05	0.3	11/11/08 23:12	rac	
Zinc, total (3050)	M6010B ICP	55		*	mg/Kg	1	5	11/11/08 23:58	aeh	

Soil Analysis

Parameter	EPA Method	Result	Qual	XQ	Units	MDL	PQL	Date	Analyst
Solids, Percent	CLPSOW390, PART F, D-98	85.2		*	%	0.1	0.5	11/06/08 17:50	bjl

Soil Preparation

Parameter	EPA Method	Result	Qual	XQ	Units	MDL	PQL	Date	Analyst
Air Dry at 34 Degrees C	USDA No. 1, 1972			*				11/06/08 7:33	bjl
Digestion - Hot Plate	M3050B ICP-MS							11/10/08 11:04	mjc
Sieve-2000 um (2.0mm)	ASA No.9, 15-4.2.2			*				11/08/08 1:33	bjl

Arizona license number: AZ0102

12/20/08

** Please refer to Qualifier Reports for details.*

ACZ Laboratories, Inc.

2773 Downhill Drive Steamboat Springs, CO 80487 (800) 334-5493

Inorganic Analytical Results

FMI Gold & Copper - Sierrita
Project ID: OJ07R9
Sample ID: ST-SB06 140-160

ACZ Sample ID: ***L72871-08***
Date Sampled: *10/23/08 13:37*
Date Received: *11/05/08*
Sample Matrix: *Soil*

Metals Analysis

Parameter	EPA Method	Result	Qual	XQ	Units	MDL	PQL	Date	Analyst	
Antimony, total (3050)	M6020 ICP-MS		U	*	mg/Kg	0.2	1	11/11/08 23:17	rac	UJ(M2)
Arsenic, total (3050)	M6020 ICP-MS	1.6		*	mg/Kg	0.3	1	11/11/08 23:17	rac	J
Barium, total (3050)	M6010B ICP	95.4		*	mg/Kg	0.3	2	11/12/08 0:02	aeh	J(M1)
Beryllium, total (3050)	M6010B ICP	0.4	B		mg/Kg	0.2	1	11/12/08 0:02	aeh	
Cadmium, total (3050)	M6010B ICP		U		mg/Kg	0.5	2	11/12/08 0:02	aeh	
Chromium, total (3050)	M6010B ICP	11			mg/Kg	1	5	11/12/08 0:02	aeh	
Cobalt, total (3050)	M6010B ICP	13		*	mg/Kg	1	5	11/12/08 0:02	aeh	
Copper, total (3050)	M6010B ICP	530		*	mg/Kg	1	5	11/12/08 0:02	aeh	
Lead, total (3050)	M6020 ICP-MS	12.60		*	mg/Kg	0.05	0.3	11/11/08 23:17	rac	
Manganese, total (3050)	M6010B ICP	297			mg/Kg	0.5	3	11/12/08 0:02	aeh	
Mercury, total	M7471A CVAA		U		mg/Kg	0.04	0.2	11/18/08 11:49	pmc	
Molybdenum, total (3050)	M6010B ICP	43		*	mg/Kg	1	5	11/12/08 0:02	aeh	J(M1, M2 R2)
Nickel, total (3050)	M6010B ICP	9			mg/Kg	1	5	11/12/08 0:02	aeh	
Selenium, total (3050)	M6020 ICP-MS	1.44			mg/Kg	0.05	0.3	11/11/08 23:17	rac	
Thallium, total (3050)	M6020 ICP-MS	0.22	B	*	mg/Kg	0.05	0.3	11/11/08 23:17	rac	U(B3)
Uranium, total (3050)	M6020 ICP-MS	2.58		*	mg/Kg	0.05	0.3	11/11/08 23:17	rac	
Zinc, total (3050)	M6010B ICP	50		*	mg/Kg	1	5	11/12/08 0:02	aeh	

Soil Analysis

Parameter	EPA Method	Result	Qual	XQ	Units	MDL	PQL	Date	Analyst
Solids, Percent	CLPSOW390, PART F, D-98	89.1		*	%	0.1	0.5	11/06/08 18:56	bjl

Soil Preparation

Parameter	EPA Method	Result	Qual	XQ	Units	MDL	PQL	Date	Analyst
Air Dry at 34 Degrees C	USDA No. 1, 1972			*				11/06/08 7:39	bjl
Digestion - Hot Plate	M3050B ICP-MS							11/10/08 11:22	mjc
Sieve-2000 um (2.0mm)	ASA No.9, 15-4.2.2			*				11/08/08 3:39	bjl

Arizona license number: AZ0102

12/30/08

** Please refer to Qualifier Reports for details.*

ACZ Laboratories, Inc.

2773 Downhill Drive Steamboat Springs, CO 80487 (800) 334-5493

Inorganic Analytical Results

FMI Gold & Copper - Sierrita
Project ID: OJ07R9
Sample ID: ST-SB06 160-180

ACZ Sample ID: ***L72871-09***
Date Sampled: *10/23/08 14:52*
Date Received: *11/05/08*
Sample Matrix: *Soil*

Metals Analysis

Parameter	EPA Method	Result	Qual	XQ	Units	MDL	PQL	Date	Analyst
Antimony, total (3050)	M6020 ICP-MS		U	*	mg/Kg	0.2	1	11/11/08 23:23	rac
Arsenic, total (3050)	M6020 ICP-MS	1.6		*	mg/Kg	0.3	1	11/11/08 23:23	rac
Barium, total (3050)	M6010B ICP	104		*	mg/Kg	0.3	2	11/12/08 0:06	aeh
Beryllium, total (3050)	M6010B ICP	0.4	B		mg/Kg	0.2	1	11/12/08 0:06	aeh
Cadmium, total (3050)	M6010B ICP		U		mg/Kg	0.5	2	11/12/08 0:06	aeh
Chromium, total (3050)	M6010B ICP	14			mg/Kg	1	5	11/12/08 0:06	aeh
Cobalt, total (3050)	M6010B ICP	14		*	mg/Kg	1	5	11/12/08 0:06	aeh
Copper, total (3050)	M6010B ICP	579		*	mg/Kg	1	5	11/12/08 0:06	aeh
Lead, total (3050)	M6020 ICP-MS	4.24		*	mg/Kg	0.05	0.3	11/11/08 23:23	rac
Manganese, total (3050)	M6010B ICP	315			mg/Kg	0.5	3	11/12/08 0:06	aeh
Mercury, total	M7471A CVAA		U		mg/Kg	0.04	0.2	11/18/08 11:51	pmc
Molybdenum, total (3050)	M6010B ICP	124		*	mg/Kg	1	5	11/12/08 0:06	aeh
Nickel, total (3050)	M6010B ICP	9			mg/Kg	1	5	11/12/08 0:06	aeh
Selenium, total (3050)	M6020 ICP-MS	1.32			mg/Kg	0.05	0.3	11/11/08 23:23	rac
Thallium, total (3050)	M6020 ICP-MS	0.28	B	*	mg/Kg	0.05	0.3	11/11/08 23:23	rac
Uranium, total (3050)	M6020 ICP-MS	2.99		*	mg/Kg	0.05	0.3	11/11/08 23:23	rac
Zinc, total (3050)	M6010B ICP	70		*	mg/Kg	1	5	11/12/08 0:06	aeh

NJ(M2) J ↓ J M1)

J(M1,M2 R2)

U(B3)

Soil Analysis

Parameter	EPA Method	Result	Qual	XQ	Units	MDL	PQL	Date	Analyst
Solids, Percent	CLPSOW390, PART F, D-98	87.4		*	%	0.1	0.5	11/06/08 20:03	bjl

Soil Preparation

Parameter	EPA Method	Result	Qual	XQ	Units	MDL	PQL	Date	Analyst
Air Dry at 34 Degrees C	USDA No. 1, 1972			*				11/06/08 7:45	bjl
Digestion - Hot Plate	M3050B ICP-MS							11/10/08 11:40	mjc
Sieve-2000 um (2.0mm)	ASA No.9, 15-4.2.2			*				11/08/08 5:45	bjl

Arizona license number: AZ0102

12/30/08

REPIN.02.06.05.01

** Please refer to Qualifier Reports for details.*

ACZ Laboratories, Inc.
2773 Downhill Drive Steamboat Springs, CO 80487 (800) 334-5493

Inorganic Analytical Results

FMI Gold & Copper - Sierrita
Project ID: OJ07R9
Sample ID: ST-SB06 180-200

ACZ Sample ID: ***L72871-10***
Date Sampled: *10/24/08 09:27*
Date Received: *11/05/08*
Sample Matrix: *Soil*

Metals Analysis

Parameter	EPA Method	Result	Qual	XQ	Units	MDL	PQL	Date	Analyst	
Antimony, total (3050)	M6020 ICP-MS	0.5	B	*	mg/Kg	0.2	1	11/11/08 23:29	rac	J(M2)
Arsenic, total (3050)	M6020 ICP-MS	2.2		*	mg/Kg	0.3	1	11/11/08 23:29	rac	↓
Barium, total (3050)	M6010B ICP	97.5		*	mg/Kg	0.3	2	11/12/08 0:09	aeh	↓ (M1)
Beryllium, total (3050)	M6010B ICP	0.4	B		mg/Kg	0.2	1	11/12/08 0:09	aeh	
Cadmium, total (3050)	M6010B ICP		U		mg/Kg	0.5	2	11/12/08 0:09	aeh	
Chromium, total (3050)	M6010B ICP	10			mg/Kg	1	5	11/12/08 0:09	aeh	
Cobalt, total (3050)	M6010B ICP	12		*	mg/Kg	1	5	11/12/08 0:09	aeh	
Copper, total (3050)	M6010B ICP	561		*	mg/Kg	1	5	11/12/08 0:09	aeh	
Lead, total (3050)	M6020 ICP-MS	7.79		*	mg/Kg	0.05	0.3	11/11/08 23:29	rac	
Manganese, total (3050)	M6010B ICP	291			mg/Kg	0.5	3	11/12/08 0:09	aeh	
Mercury, total	M7471A CVAA		U		mg/Kg	0.04	0.2	11/18/08 11:54	pmc	
Molybdenum, total (3050)	M6010B ICP	60		*	mg/Kg	1	5	11/12/08 0:09	aeh	J(M1,M2 R2)
Nickel, total (3050)	M6010B ICP	8			mg/Kg	1	5	11/12/08 0:09	aeh	
Selenium, total (3050)	M6020 ICP-MS	1.27			mg/Kg	0.05	0.3	11/11/08 23:29	rac	
Thallium, total (3050)	M6020 ICP-MS	0.21	B	*	mg/Kg	0.05	0.3	11/11/08 23:29	rac	U(B3)
Uranium, total (3050)	M6020 ICP-MS	3.01		*	mg/Kg	0.05	0.3	11/11/08 23:29	rac	
Zinc, total (3050)	M6010B ICP	76		*	mg/Kg	1	5	11/12/08 0:09	aeh	

Soil Analysis

Parameter	EPA Method	Result	Qual	XQ	Units	MDL	PQL	Date	Analyst
Solids, Percent	CLPSOW390, PART F, D-98	92.0		*	%	0.1	0.5	11/06/08 21:09	bjl

Soil Preparation

Parameter	EPA Method	Result	Qual	XQ	Units	MDL	PQL	Date	Analyst
Air Dry at 34 Degrees C	USDA No. 1, 1972			*				11/06/08 7:50	bjl
Digestion - Hot Plate	M3050B ICP-MS							11/10/08 11:58	mjc
Sieve-2000 um (2.0mm)	ASA No.9, 15-4.2.2			*				11/08/08 7:50	bjl

Arizona license number: AZ0102

12/30/08

** Please refer to Qualifier Reports for details.*

ACZ Laboratories, Inc.

2773 Downhill Drive Steamboat Springs, CO 80487 (800) 334-5493

Inorganic Analytical Results

FMI Gold & Copper - Sierrita
Project ID: OJ07R9
Sample ID: ST-SB06 200-220

ACZ Sample ID: ***L72871-11***
Date Sampled: *10/24/08 11:47*
Date Received: *11/05/08*
Sample Matrix: *Soil*

Metals Analysis

Parameter	EPA Method	Result	Qual	XQ	Units	MDL	PQL	Date	Analyst
Antimony, total (3050)	M6020 ICP-MS		U	*	mg/Kg	0.2	1	11/11/08 23:34	rac
Arsenic, total (3050)	M6020 ICP-MS	1.7		*	mg/Kg	0.3	1	11/11/08 23:34	rac
Barium, total (3050)	M6010B ICP	107		*	mg/Kg	0.3	2	11/12/08 0:13	aeh
Beryllium, total (3050)	M6010B ICP	0.4	B		mg/Kg	0.2	1	11/12/08 0:13	aeh
Cadmium, total (3050)	M6010B ICP		U		mg/Kg	0.5	2	11/12/08 0:13	aeh
Chromium, total (3050)	M6010B ICP	12			mg/Kg	1	5	11/12/08 0:13	aeh
Cobalt, total (3050)	M6010B ICP	13		*	mg/Kg	1	5	11/12/08 0:13	aeh
Copper, total (3050)	M6010B ICP	642		*	mg/Kg	1	5	11/12/08 0:13	aeh
Lead, total (3050)	M6020 ICP-MS	36.90		*	mg/Kg	0.05	0.3	11/11/08 23:34	rac
Manganese, total (3050)	M6010B ICP	301			mg/Kg	0.5	3	11/12/08 0:13	aeh
Mercury, total	M7471A CVAA		U		mg/Kg	0.04	0.2	11/18/08 11:56	pmc
Molybdenum, total (3050)	M6010B ICP	129		*	mg/Kg	1	5	11/12/08 0:13	aeh
Nickel, total (3050)	M6010B ICP	9			mg/Kg	1	5	11/12/08 0:13	aeh
Selenium, total (3050)	M6020 ICP-MS	1.47			mg/Kg	0.05	0.3	11/11/08 23:34	rac
Thallium, total (3050)	M6020 ICP-MS	0.23	B	*	mg/Kg	0.05	0.3	11/11/08 23:34	rac
Uranium, total (3050)	M6020 ICP-MS	2.50		*	mg/Kg	0.05	0.3	11/11/08 23:34	rac
Zinc, total (3050)	M6010B ICP	82		*	mg/Kg	1	5	11/12/08 0:13	aeh

U J(M2) J (M1) J(M1, M2) R2 U (B3)

Soil Analysis

Parameter	EPA Method	Result	Qual	XQ	Units	MDL	PQL	Date	Analyst
Solids, Percent	CLPSOW390, PART F, D-98	91.3		*	%	0.1	0.5	11/06/08 22:15	bjl

Soil Preparation

Parameter	EPA Method	Result	Qual	XQ	Units	MDL	PQL	Date	Analyst
Air Dry at 34 Degrees C	USDA No. 1, 1972			*				11/06/08 7:56	bjl
Digestion - Hot Plate	M3050B ICP-MS							11/10/08 12:17	mjc
Sieve-2000 um (2.0mm)	ASA No.9, 15-4.2.2			*				11/08/08 9:56	bjl

Arizona license number: AZ0102

12/30/08

REPIN.02.06.05.01

** Please refer to Qualifier Reports for details.*

ACZ Laboratories, Inc.

2773 Downhill Drive Steamboat Springs, CO 80487 (800) 334-5493

Inorganic Analytical Results

FMI Gold & Copper - Sierrita

Project ID: OJ07R9

Sample ID: ST-SB06 220-240

ACZ Sample ID: ***L72871-12***

Date Sampled: *10/24/08 14:52*

Date Received: *11/05/08*

Sample Matrix: *Soil*

Metals Analysis

Parameter	EPA Method	Result	Qual	XQ	Units	MDL	PQL	Date	Analyst	
Antimony, total (3050)	M6020 ICP-MS	0.2	B	*	mg/Kg	0.2	1	11/11/08 23:40	rac	J (M2)
Arsenic, total (3050)	M6020 ICP-MS	2.1		*	mg/Kg	0.3	1	11/11/08 23:40	rac	↓
Barium, total (3050)	M6010B ICP	127		*	mg/Kg	0.3	2	11/12/08 0:24	aeh	↓ (M1)
Beryllium, total (3050)	M6010B ICP	0.5	B		mg/Kg	0.2	1	11/12/08 0:24	aeh	
Cadmium, total (3050)	M6010B ICP		U		mg/Kg	0.5	2	11/12/08 0:24	aeh	
Chromium, total (3050)	M6010B ICP	24			mg/Kg	1	5	11/12/08 0:24	aeh	
Cobalt, total (3050)	M6010B ICP	15		*	mg/Kg	1	5	11/12/08 0:24	aeh	
Copper, total (3050)	M6010B ICP	318		*	mg/Kg	1	5	11/12/08 0:24	aeh	
Lead, total (3050)	M6020 ICP-MS	4.17		*	mg/Kg	0.05	0.3	11/11/08 23:40	rac	
Manganese, total (3050)	M6010B ICP	369			mg/Kg	0.5	3	11/12/08 0:24	aeh	
Mercury, total	M7471A CVAA		U		mg/Kg	0.04	0.2	11/18/08 11:58	pmc	
Molybdenum, total (3050)	M6010B ICP	38		*	mg/Kg	1	5	11/12/08 0:24	aeh	J (M1, M2 R2)
Nickel, total (3050)	M6010B ICP	16			mg/Kg	1	5	11/12/08 0:24	aeh	
Selenium, total (3050)	M6020 ICP-MS	1.18			mg/Kg	0.05	0.3	11/11/08 23:40	rac	
Thallium, total (3050)	M6020 ICP-MS	0.34		*	mg/Kg	0.05	0.3	11/11/08 23:40	rac	U (B3)
Uranium, total (3050)	M6020 ICP-MS	4.53		*	mg/Kg	0.05	0.3	11/11/08 23:40	rac	
Zinc, total (3050)	M6010B ICP	76		*	mg/Kg	1	5	11/12/08 0:24	aeh	

Soil Analysis

Parameter	EPA Method	Result	Qual	XQ	Units	MDL	PQL	Date	Analyst
Solids, Percent	CLPSOW390, PART F, D-98	91.0		*	%	0.1	0.5	11/06/08 23:22	bjl

Soil Preparation

Parameter	EPA Method	Result	Qual	XQ	Units	MDL	PQL	Date	Analyst
Air Dry at 34 Degrees C	USDA No. 1, 1972			*				11/06/08 8:01	bjl
Digestion - Hot Plate	M3050B ICP-MS							11/10/08 12:35	mjc
Sieve-2000 um (2.0mm)	ASA No.9, 15-4.2.2			*				11/08/08 12:01	bjl

Arizona license number: AZ0102

12/30/08

REPIN.02.06.05.01

** Please refer to Qualifier Reports for details.*

ACZ Laboratories, Inc.

2773 Downhill Drive Steamboat Springs, CO 80487 (800) 334-5493

Inorganic Analytical Results

FMI Gold & Copper - Sierrita
Project ID: OJ07R9
Sample ID: ST-SB06 240-260

ACZ Sample ID: ***L72871-13***
Date Sampled: *10/25/08 10:12*
Date Received: *11/05/08*
Sample Matrix: *Soil*

Metals Analysis

Parameter	EPA Method	Result	Qual	XQ	Units	MDL	PQL	Date	Analyst
Antimony, total (3050)	M6020 ICP-MS	0.3	B	*	mg/Kg	0.2	1	11/11/08 23:46	rac
Arsenic, total (3050)	M6020 ICP-MS	1.9		*	mg/Kg	0.3	1	11/11/08 23:46	rac
Barium, total (3050)	M6010B ICP	137		*	mg/Kg	0.3	2	11/12/08 0:27	aeh
Beryllium, total (3050)	M6010B ICP	0.5	B		mg/Kg	0.2	1	11/12/08 0:27	aeh
Cadmium, total (3050)	M6010B ICP		U		mg/Kg	0.5	2	11/12/08 0:27	aeh
Chromium, total (3050)	M6010B ICP	34			mg/Kg	1	5	11/12/08 0:27	aeh
Cobalt, total (3050)	M6010B ICP	14		*	mg/Kg	1	5	11/12/08 0:27	aeh
Copper, total (3050)	M6010B ICP	230		*	mg/Kg	1	5	11/12/08 0:27	aeh
Lead, total (3050)	M6020 ICP-MS	4.30			mg/Kg	0.05	0.3	11/19/08 13:30	rac
Manganese, total (3050)	M6010B ICP	412			mg/Kg	0.5	3	11/12/08 0:27	aeh
Mercury, total	M7471A CVAA		U		mg/Kg	0.04	0.2	11/18/08 12:00	pmc
Molybdenum, total (3050)	M6010B ICP	32		*	mg/Kg	1	5	11/12/08 0:27	aeh
Nickel, total (3050)	M6010B ICP	22			mg/Kg	1	5	11/12/08 0:27	aeh
Selenium, total (3050)	M6020 ICP-MS	1.01			mg/Kg	0.05	0.3	11/11/08 23:46	rac
Thallium, total (3050)	M6020 ICP-MS	0.44		*	mg/Kg	0.05	0.3	11/11/08 23:46	rac
Uranium, total (3050)	M6020 ICP-MS	2.72		*	mg/Kg	0.05	0.3	11/11/08 23:46	rac
Zinc, total (3050)	M6010B ICP	73		*	mg/Kg	1	5	11/12/08 0:27	aeh

J(M2) ↓ (M1)

J(M1, M2 R2)

u(B3)

Soil Analysis

Parameter	EPA Method	Result	Qual	XQ	Units	MDL	PQL	Date	Analyst
Solids, Percent	CLPSOW390, PART F, D-98	88.8		*	%	0.1	0.5	11/07/08 0:28	bjl

Soil Preparation

Parameter	EPA Method	Result	Qual	XQ	Units	MDL	PQL	Date	Analyst
Air Dry at 34 Degrees C	USDA No. 1, 1972			*				11/06/08 8:07	bjl
Digestion - Hot Plate	M3050B ICP-MS							11/10/08 12:53	mjc
Sieve-2000 um (2.0mm)	ASA No.9, 15-4.2.2			*				11/08/08 14:07	bjl

Arizona license number: AZ0102

12/30/08

REPIN.02.06.05.01

** Please refer to Qualifier Reports for details.*

ACZ Laboratories, Inc.

2773 Downhill Drive Steamboat Springs, CO 80487 (800) 334-5493

Inorganic Analytical Results

FMI Gold & Copper - Sierrita

Project ID: OJ07R9

Sample ID: ST-SB06 260-280

ACZ Sample ID: ***L72871-14***

Date Sampled: *10/26/08 09:07*

Date Received: *11/05/08*

Sample Matrix: *Soil*

Metals Analysis

Parameter	EPA Method	Result	Qual	XQ	Units	MDL	PQL	Date	Analyst
Antimony, total (3050)	M6020 ICP-MS	0.3	B	*	mg/Kg	0.2	1	11/12/08 0:03	rac
Arsenic, total (3050)	M6020 ICP-MS	1.7		*	mg/Kg	0.3	1	11/12/08 0:03	rac
Barium, total (3050)	M6010B ICP	126		*	mg/Kg	0.3	2	11/12/08 0:31	aeh
Beryllium, total (3050)	M6010B ICP	0.5	B		mg/Kg	0.2	1	11/12/08 0:31	aeh
Cadmium, total (3050)	M6010B ICP		U		mg/Kg	0.5	2	11/12/08 0:31	aeh
Chromium, total (3050)	M6010B ICP	33			mg/Kg	1	5	11/12/08 0:31	aeh
Cobalt, total (3050)	M6010B ICP	14		*	mg/Kg	1	5	11/12/08 0:31	aeh
Copper, total (3050)	M6010B ICP	392		*	mg/Kg	1	5	11/12/08 0:31	aeh
Lead, total (3050)	M6020 ICP-MS	6.83		*	mg/Kg	0.05	0.3	11/12/08 0:03	rac
Manganese, total (3050)	M6010B ICP	386			mg/Kg	0.5	3	11/12/08 0:31	aeh
Mercury, total	M7471A CVAA		U		mg/Kg	0.04	0.2	11/18/08 12:03	pmc
Molybdenum, total (3050)	M6010B ICP	42		*	mg/Kg	1	5	11/12/08 0:31	aeh
Nickel, total (3050)	M6010B ICP	21			mg/Kg	1	5	11/12/08 0:31	aeh
Selenium, total (3050)	M6020 ICP-MS	1.13			mg/Kg	0.05	0.3	11/12/08 0:03	rac
Thallium, total (3050)	M6020 ICP-MS	0.42		*	mg/Kg	0.05	0.3	11/12/08 0:03	rac
Uranium, total (3050)	M6020 ICP-MS	2.94		*	mg/Kg	0.05	0.3	11/12/08 0:03	rac
Zinc, total (3050)	M6010B ICP	73		*	mg/Kg	1	5	11/12/08 0:31	aeh

J(M2) ↓ (M1)

J(M1, M2 R2)

U(B3)

Soil Analysis

Parameter	EPA Method	Result	Qual	XQ	Units	MDL	PQL	Date	Analyst
Solids, Percent	CLPSOW390, PART F, D-98	89.2		*	%	0.1	0.5	11/07/08 1:34	bjl

Soil Preparation

Parameter	EPA Method	Result	Qual	XQ	Units	MDL	PQL	Date	Analyst
Air Dry at 34 Degrees C	USDA No. 1, 1972			*				11/06/08 8:13	bjl
Digestion - Hot Plate	M3050B ICP-MS							11/10/08 13:11	mjc
Sieve-2000 um (2.0mm)	ASA No.9, 15-4.2.2			*				11/08/08 16:13	bjl

Arizona license number: AZ0102

10/20/08

REPIN.02.06.05.01

** Please refer to Qualifier Reports for details.*

ACZ Laboratories, Inc.
2773 Downhill Drive Steamboat Springs, CO 80487 (800) 334-5493

Inorganic Analytical Results

FMI Gold & Copper - Sierrita

Project ID: OJ07R9
Sample ID: ST-SB06 280-300

ACZ Sample ID: *L72871-15*
Date Sampled: *10/28/08 09:47*
Date Received: *11/05/08*
Sample Matrix: *Soil*

Metals Analysis

Parameter	EPA Method	Result	Qual	XQ	Units	MDL	PQL	Date	Analyst
Antimony, total (3050)	M6020 ICP-MS		U	*	mg/Kg	0.2	1	11/12/08 0:09	rac
Arsenic, total (3050)	M6020 ICP-MS	1.5		*	mg/Kg	0.3	1	11/12/08 0:09	rac
Barium, total (3050)	M6010B ICP	171		*	mg/Kg	0.3	2	11/12/08 0:35	aeh
Beryllium, total (3050)	M6010B ICP	0.6	B		mg/Kg	0.2	1	11/12/08 0:35	aeh
Cadmium, total (3050)	M6010B ICP		U		mg/Kg	0.5	2	11/12/08 0:35	aeh
Chromium, total (3050)	M6010B ICP	49			mg/Kg	1	5	11/12/08 0:35	aeh
Cobalt, total (3050)	M6010B ICP	17		*	mg/Kg	1	5	11/12/08 0:35	aeh
Copper, total (3050)	M6010B ICP	280		*	mg/Kg	1	5	11/12/08 0:35	aeh
Lead, total (3050)	M6020 ICP-MS	7.50		*	mg/Kg	0.05	0.3	11/12/08 0:09	rac
Manganese, total (3050)	M6010B ICP	456			mg/Kg	0.5	3	11/12/08 0:35	aeh
Mercury, total	M7471A CVAA		U		mg/Kg	0.04	0.2	11/18/08 12:06	pmc
Molybdenum, total (3050)	M6010B ICP	42		*	mg/Kg	1	5	11/12/08 0:35	aeh
Nickel, total (3050)	M6010B ICP	31			mg/Kg	1	5	11/12/08 0:35	aeh
Selenium, total (3050)	M6020 ICP-MS	1.30			mg/Kg	0.05	0.3	11/12/08 0:09	rac
Thallium, total (3050)	M6020 ICP-MS	0.63		*	mg/Kg	0.05	0.3	11/12/08 0:09	rac
Uranium, total (3050)	M6020 ICP-MS	2.42		*	mg/Kg	0.05	0.3	11/12/08 0:09	rac
Zinc, total (3050)	M6010B ICP	91		*	mg/Kg	1	5	11/12/08 0:35	aeh

NJ (M2)
J
J (M1)
J (M1, M2 R2)

Soil Analysis

Parameter	EPA Method	Result	Qual	XQ	Units	MDL	PQL	Date	Analyst
Solids, Percent	CLPSOW390, PART F, D-98	89.7		*	%	0.1	0.5	11/07/08 2:41	bjl

Soil Preparation

Parameter	EPA Method	Result	Qual	XQ	Units	MDL	PQL	Date	Analyst
Air Dry at 34 Degrees C	USDA No. 1, 1972			*				11/06/08 8:18	bjl
Digestion - Hot Plate	M3050B ICP-MS							11/10/08 13:29	mjc
Sieve-2000 um (2.0mm)	ASA No.9, 15-4.2.2			*				11/08/08 18:18	bjl

Arizona license number: AZ0102

12/30/08

REPIN.02.06.05.01

** Please refer to Qualifier Reports for details.*

ACZ Laboratories, Inc.

2773 Downhill Drive Steamboat Springs, CO 80487 (800) 334-5493

Inorganic Analytical Results

FMI Gold & Copper - Sierrita

Project ID: OJ07R9

Sample ID: ST-SB06 300-320

ACZ Sample ID: ***L72871-16***

Date Sampled: *10/28/08 13:52*

Date Received: *11/05/08*

Sample Matrix: *Soil*

Metals Analysis

Parameter	EPA Method	Result	Qual	XQ	Units	MDL	PQL	Date	Analyst
Antimony, total (3050)	M6020 ICP-MS	0.3	B	*	mg/Kg	0.2	1	11/12/08 0:14	rac
Arsenic, total (3050)	M6020 ICP-MS	3.2		*	mg/Kg	0.3	1	11/12/08 0:14	rac
Barium, total (3050)	M6010B ICP	78.5		*	mg/Kg	0.3	2	11/12/08 0:38	aeh
Beryllium, total (3050)	M6010B ICP	0.7	B		mg/Kg	0.2	1	11/12/08 0:38	aeh
Cadmium, total (3050)	M6010B ICP		U		mg/Kg	0.5	2	11/12/08 0:38	aeh
Chromium, total (3050)	M6010B ICP	9			mg/Kg	1	5	11/12/08 0:38	aeh
Cobalt, total (3050)	M6010B ICP	5		*	mg/Kg	1	5	11/12/08 0:38	aeh
Copper, total (3050)	M6010B ICP	223		*	mg/Kg	1	5	11/12/08 0:38	aeh
Lead, total (3050)	M6020 ICP-MS	9.16		*	mg/Kg	0.05	0.3	11/12/08 0:14	rac
Manganese, total (3050)	M6010B ICP	212			mg/Kg	0.5	3	11/12/08 0:38	aeh
Mercury, total	M7471A CVAA		U		mg/Kg	0.04	0.2	11/18/08 12:13	pmc
Molybdenum, total (3050)	M6010B ICP	12		*	mg/Kg	1	5	11/12/08 0:38	aeh
Nickel, total (3050)	M6010B ICP	6			mg/Kg	1	5	11/12/08 0:38	aeh
Selenium, total (3050)	M6020 ICP-MS	0.26	B		mg/Kg	0.05	0.3	11/12/08 0:14	rac
Thallium, total (3050)	M6020 ICP-MS	0.15	B	*	mg/Kg	0.05	0.3	11/12/08 0:14	rac
Uranium, total (3050)	M6020 ICP-MS	1.08		*	mg/Kg	0.05	0.3	11/12/08 0:14	rac
Zinc, total (3050)	M6010B ICP	48		*	mg/Kg	1	5	11/12/08 0:38	aeh

J(M2) ↓ (M1)

J(M1,M2 R2)

U(B3)

Soil Analysis

Parameter	EPA Method	Result	Qual	XQ	Units	MDL	PQL	Date	Analyst
Solids, Percent	CLPSOW390, PART F, D-98	78.4		*	%	0.1	0.5	11/07/08 3:47	bjl

Soil Preparation

Parameter	EPA Method	Result	Qual	XQ	Units	MDL	PQL	Date	Analyst
Air Dry at 34 Degrees C	USDA No. 1, 1972			*				11/06/08 8:24	bjl
Digestion - Hot Plate	M3050B ICP-MS							11/10/08 13:47	mjc
Sieve-2000 um (2.0mm)	ASA No.9, 15-4.2.2			*				11/08/08 20:24	bjl

Arizona license number: AZ0102

11/20/08

REPIN.02.06.05.01

** Please refer to Qualifier Reports for details.*

ACZ Laboratories, Inc.

2773 Downhill Drive Steamboat Springs, CO 80487 (800) 334-5493

Inorganic Analytical Results

FMI Gold & Copper - Sierrita

Project ID: OJ07R9

Sample ID: ST-SB06 300-320 D

ACZ Sample ID: ***L72871-17***

Date Sampled: *10/28/08 13:52*

Date Received: *11/05/08*

Sample Matrix: *Soil*

Metals Analysis

Parameter	EPA Method	Result	Qual	XQ	Units	MDL	PQL	Date	Analyst
Antimony, total (3050)	M6020 ICP-MS	0.3	B	*	mg/Kg	0.2	1	11/12/08 0:20	rac
Arsenic, total (3050)	M6020 ICP-MS	2.9		*	mg/Kg	0.3	1	11/12/08 0:20	rac
Barium, total (3050)	M6010B ICP	52.6		*	mg/Kg	0.3	2	11/12/08 0:42	aeh
Beryllium, total (3050)	M6010B ICP	0.6	B		mg/Kg	0.2	1	11/12/08 0:42	aeh
Cadmium, total (3050)	M6010B ICP		U		mg/Kg	0.5	2	11/12/08 0:42	aeh
Chromium, total (3050)	M6010B ICP	9			mg/Kg	1	5	11/12/08 0:42	aeh
Cobalt, total (3050)	M6010B ICP	6		*	mg/Kg	1	5	11/12/08 0:42	aeh
Copper, total (3050)	M6010B ICP	223		*	mg/Kg	1	5	11/12/08 0:42	aeh
Lead, total (3050)	M6020 ICP-MS	9.05		*	mg/Kg	0.05	0.3	11/12/08 0:20	rac
Manganese, total (3050)	M6010B ICP	227			mg/Kg	0.5	3	11/12/08 0:42	aeh
Mercury, total	M7471A CVAA		U		mg/Kg	0.04	0.2	11/18/08 12:15	pmc
Molybdenum, total (3050)	M6010B ICP	11		*	mg/Kg	1	5	11/12/08 0:42	aeh
Nickel, total (3050)	M6010B ICP	6			mg/Kg	1	5	11/12/08 0:42	aeh
Selenium, total (3050)	M6020 ICP-MS	0.22	B		mg/Kg	0.05	0.3	11/12/08 0:20	rac
Thallium, total (3050)	M6020 ICP-MS	0.14	B	*	mg/Kg	0.05	0.3	11/12/08 0:20	rac
Uranium, total (3050)	M6020 ICP-MS	1.04		*	mg/Kg	0.05	0.3	11/12/08 0:20	rac
Zinc, total (3050)	M6010B ICP	41		*	mg/Kg	1	5	11/12/08 0:42	aeh

J(M2) ↓ (M1)

J(M1, M2 R2)

U(B3)

Soil Analysis

Parameter	EPA Method	Result	Qual	XQ	Units	MDL	PQL	Date	Analyst
Solids, Percent	CLPSOW390, PART F, D-98	90.3		*	%	0.1	0.5	11/07/08 4:53	bjl

Soil Preparation

Parameter	EPA Method	Result	Qual	XQ	Units	MDL	PQL	Date	Analyst
Air Dry at 34 Degrees C	USDA No. 1, 1972			*				11/06/08 8:30	bjl
Digestion - Hot Plate	M3050B ICP-MS							11/10/08 14:05	mjc
Sieve-2000 um (2.0mm)	ASA No.9, 15-4.2.2			*				11/08/08 22:30	bjl

Arizona license number: AZ0102

12/20/08

REPIN.02.06.05.01

** Please refer to Qualifier Reports for details.*

ACZ Laboratories, Inc.

2773 Downhill Drive Steamboat Springs, CO 80487 (800) 334-5493

Inorganic Analytical Results

FMI Gold & Copper - Sierrita

Project ID: OJ07R9

Sample ID: ST-SB06 260-280 MSD

ACZ Sample ID: ***L72871-18***

Date Sampled: *10/26/08 09:07*

Date Received: *11/05/08*

Sample Matrix: *Soil*

Metals Analysis

Parameter	EPA Method	Result	Qual	XQ	Units	MDL	PQL	Date	Analyst
Antimony, total (3050)	M6020 ICP-MS	0.2	B	*	mg/Kg	0.2	1	11/12/08 0:26	rac
Arsenic, total (3050)	M6020 ICP-MS	2.0		*	mg/Kg	0.3	1	11/12/08 0:26	rac
Barium, total (3050)	M6010B ICP	117		*	mg/Kg	0.3	2	11/12/08 0:45	aeh
Beryllium, total (3050)	M6010B ICP	0.5	B		mg/Kg	0.2	1	11/12/08 0:45	aeh
Cadmium, total (3050)	M6010B ICP		U		mg/Kg	0.5	2	11/12/08 0:45	aeh
Chromium, total (3050)	M6010B ICP	30			mg/Kg	1	5	11/12/08 0:45	aeh
Cobalt, total (3050)	M6010B ICP	14		*	mg/Kg	1	5	11/12/08 0:45	aeh
Copper, total (3050)	M6010B ICP	372		*	mg/Kg	1	5	11/12/08 0:45	aeh
Lead, total (3050)	M6020 ICP-MS	6.12		*	mg/Kg	0.05	0.3	11/12/08 0:26	rac
Manganese, total (3050)	M6010B ICP	374			mg/Kg	0.5	3	11/12/08 0:45	aeh
Mercury, total	M7471A CVAA		U		mg/Kg	0.04	0.2	11/18/08 12:17	pmc
Molybdenum, total (3050)	M6010B ICP	66		*	mg/Kg	1	5	11/12/08 0:45	aeh
Nickel, total (3050)	M6010B ICP	20			mg/Kg	1	5	11/12/08 0:45	aeh
Selenium, total (3050)	M6020 ICP-MS	1.26			mg/Kg	0.05	0.3	11/12/08 0:26	rac
Thallium, total (3050)	M6020 ICP-MS	0.39		*	mg/Kg	0.05	0.3	11/12/08 0:26	rac
Uranium, total (3050)	M6020 ICP-MS	2.52		*	mg/Kg	0.05	0.3	11/12/08 0:26	rac
Zinc, total (3050)	M6010B ICP	68		*	mg/Kg	1	5	11/12/08 0:45	aeh

J (M2) ↓ (M1)

J (M1, M2 R2)

U (B3)

Soil Analysis

Parameter	EPA Method	Result	Qual	XQ	Units	MDL	PQL	Date	Analyst
Solids, Percent	CLPSOW390, PART F, D-98	95.6		*	%	0.1	0.5	11/07/08 6:00	bjl

Soil Preparation

Parameter	EPA Method	Result	Qual	XQ	Units	MDL	PQL	Date	Analyst
Air Dry at 34 Degrees C	USDA No. 1, 1972			*				11/06/08 8:35	bjl
Digestion - Hot Plate	M3050B ICP-MS							11/10/08 14:23	mjc
Sieve-2000 um (2.0mm)	ASA No.9, 15-4.2.2			*				11/09/08 0:35	bjl

Arizona license number: AZ0102

10/30/08

REPIN.02.06.05.01

** Please refer to Qualifier Reports for details.*

LDC #: 19954C4 **VALIDATION COMPLETENESS WORKSHEET** Date: 12-24-08

SDG #: L72871 Level IV Page: 1 of 1

Laboratory: ACZ Laboratories, Inc. Reviewer: MG

2nd Reviewer: ✓

METHOD: Metals (EPA SW 846 Method 6010B/6020/7000)

The samples listed below were reviewed for each of the following validation areas. Validation findings are noted in attached validation findings worksheets.

	Validation Area		Comments
I.	Technical holding times	A	Sampling dates: 10-21-08 through 10-28-08
II.	Calibration	A	
III.	Blanks	SW	
IV.	ICP Interference Check Sample (ICS) Analysis	~~SW~~ A	
V.	Matrix Spike Analysis	SW	MS/MSD
VI.	Duplicate Sample Analysis	N	
VII.	Laboratory Control Samples (LCS)	A	LCS/LCSD
VIII.	Internal Standard (ICP-MS)	A	
IX.	Furnace Atomic Absorption QC	N	not utilized
X.	ICP Serial Dilution	A	
XI.	Sample Result Verification	A	
XII.	Overall Assessment of Data	A	
XIII.	Field Duplicates	SW	D = 16 + 17
XIV.	Field Blanks	N	

Note: A = Acceptable; N = Not provided/applicable; SW = See worksheet; ND = No compounds detected; R = Rinsate; FB = Field blank; D = Duplicate; TB = Trip blank; EB = Equipment blank

Validated Samples: all soil

1	ST-SB06 0-20	11	ST-SB06 200-220	21	ST-SB06 260-280-MSDMS	31	
2	ST-SB06 20-40	12	ST-SB06 220-240	22	ST-SB06 260-280-MSDMSD	32	
3	ST-SB06 40-60	13	ST-SB06 240-260	23	PBS	33	
4	ST-SB06 60-80	14	ST-SB06 260-280	24		34	
5	ST-SB06 80-100	15	ST-SB06 280-300	25		35	
6	ST-SB06 100-120	16	ST-SB06 300-320	26		36	
7	ST-SB06 120-140	17	ST-SB06 300-320-D	27		37	
8	ST-SB06 140-160	18	ST-SB06 260-280-MSD	28		38	
9	ST-SB06 160-180	19	ST-SB06 0-20MS	29		39	
10	ST-SB06 180-200	20	ST-SB06 0-20MSD	30		40	

Notes:

LDC #: 19954C4
SDG #: L72871

VALIDATION FINDINGS CHECKLIST

Reviewer: MG
2nd Reviewer: ✓

Method: Metals (EPA SW 846 Method 6010/7000/6020)

Validation Area	Yes	No	NA	Findings/Comments
I. Technical holding times				
All technical holding times were met.	✓			
Cooler temperature criteria was met.	✓			
II. Calibration				
Were all instruments calibrated daily, each set-up time?	✓			
Were the proper number of standards used?	✓			
Were all initial and continuing calibration verification %Rs within the 90-110% (80-120% for mercury and 85-115% for cyanide) QC limits?	✓			
Were all initial calibration correlation coefficients > 0.995? (Level IV only)	✓			
III. Blanks				
Was a method blank associated with every sample in this SDG?	✓			
Was there contamination in the method blanks? If yes, please see the Blanks validation completeness worksheet.	✓			
IV. ICP Interference Check Sample				
Were ICP interference check samples performed daily?	✓			
Were the AB solution percent recoveries (%R) with the 80-120% QC limits?	✓			
IV. Matrix spike/Matrix spike duplicates				
Were a matrix spike (MS) and duplicate (DUP) analyzed for each matrix in this SDG? If no, indicate which matrix does not have an associated MS/MSD or MS/DUP. Soil / Water.	✓			
Were the MS/MSD percent recoveries (%R) and the relative percent differences (RPD) within the 75-125 QC limits? If the sample concentration exceeded the spike concentration by a factor of 4 or more, no action was taken.		✓		
Were the MS/MSD or duplicate relative percent differences (RPD) ≤ 20% for waters and ≤ 35% for soil samples? A control limit of +/- RL(+/-2X RL for soil) was used for samples that were ≤ 5X the RL, including when only one of the duplicate sample values were ≤ 5X the RL.		✓		
V. Laboratory control samples				
Was an LCS anaylzed for this SDG?	✓			
Was an LCS analyzed per extraction batch?	✓			
Were the LCS percent recoveries (%R) and relative percent difference (RPD) within the 80-120% QC limits for water samples and laboratory established QC limits for soils?	✓			
VI. Furnace Atomic Absorption QC				
If MSA was performed, was the correlation coefficients > 0.995?			✓	
Do all applicable analysies have duplicate injections? (Level IV only)			✓	
For sample concentrations > RL, are applicable duplicate injection RSD values < 20%? (Level IV only)			✓	
Were analytical spike recoveries within the 85-115% QC limits?			✓	

LDC #: 19954C4
SDG #: L72871

VALIDATION FINDINGS CHECKLIST

Reviewer: MG
2nd Reviewer: ✓

Validation Area	Yes	No	NA	Findings/Comments
VII. ICP Serial Dilution				
Was an ICP serial dilution analyzed if analyte concentrations were > 50X the IDL?	✓			
Were all percent differences (%Ds) < 10%?	✓			
Was there evidence of negative interference? If yes, professional judgement will be used to qualify the data.		✓		
VIII. Internal Standards (EPA SW 846 Method 6020)				
Were all the percent recoveries (%R) within the 30-120% of the intensity of the internal standard in the associated initial calibration?	✓			
If the %Rs were outside the criteria, was a reanalysis performed?			✓	
IX. Regional Quality Assurance and Quality Control				
Were performance evaluation (PE) samples performed?		✓		
Were the performance evaluation (PE) samples within the acceptance limits?			✓	
X. Sample Result Verification				
Were RLs adjusted to reflect all sample dilutions and dry weight factors applicable to level IV validation?	✓			
XI. Overall assessment of data				
Overall assessment of data was found to be acceptable.	✓			
XII. Field duplicates				
Field duplicate pairs were identified in this SDG.	✓			
Target analytes were detected in the field duplicates.	✓			
XIII. Field blanks				
Field blanks were identified in this SDG.		✓		
Target analytes were detected in the field blanks.			✓	

LDC #: 19954C4
SDG #: L72871

VALIDATION FINDINGS WORKSHEET
Sample Specific Element Reference

Page: 1 of 1
Reviewer: MG
2nd reviewer: [illegible]

All circled elements are applicable to each sample.

Sample ID	Matrix	Target Analyte List (TAL)
1 → 18	S	Al, Sb, As, Ba, Be, Cd, Ca, Cr, Co, Cu, Fe, Pb, Mg, Mn, Hg, Ni, K, Se, Ag, Na, Tl, V, Zn, Mo, B, Si, CN⁻, U ___
QC 19, 20	↓	Al, Sb, As, Ba, Be, Cd, Ca, Cr, Co, Cu, Fe, Pb, Mg, Mn, Hg, Ni, K, Se, Ag, Na, Tl, V, Zn, Mo, B, Si, CN⁻, ___ ___
↓ 21, 22	↓	Al, Sb, As, Ba, Be, Cd, Ca, Cr, Co, Cu, Fe, Pb, Mg, Mn, Hg, Ni, K, Se, Ag, Na, Tl, V, Zn, Mo, B, Si, CN⁻, U ___
		Al, Sb, As, Ba, Be, Cd, Ca, Cr, Co, Cu, Fe, Pb, Mg, Mn, Hg, Ni, K, Se, Ag, Na, Tl, V, Zn, Mo, B, Si, CN⁻, ___ ___
		Al, Sb, As, Ba, Be, Cd, Ca, Cr, Co, Cu, Fe, Pb, Mg, Mn, Hg, Ni, K, Se, Ag, Na, Tl, V, Zn, Mo, B, Si, CN⁻, ___ ___
		Al, Sb, As, Ba, Be, Cd, Ca, Cr, Co, Cu, Fe, Pb, Mg, Mn, Hg, Ni, K, Se, Ag, Na, Tl, V, Zn, Mo, B, Si, CN⁻, ___ ___
		Al, Sb, As, Ba, Be, Cd, Ca, Cr, Co, Cu, Fe, Pb, Mg, Mn, Hg, Ni, K, Se, Ag, Na, Tl, V, Zn, Mo, B, Si, CN⁻, ___ ___
		Al, Sb, As, Ba, Be, Cd, Ca, Cr, Co, Cu, Fe, Pb, Mg, Mn, Hg, Ni, K, Se, Ag, Na, Tl, V, Zn, Mo, B, Si, CN⁻, ___ ___
		Al, Sb, As, Ba, Be, Cd, Ca, Cr, Co, Cu, Fe, Pb, Mg, Mn, Hg, Ni, K, Se, Ag, Na, Tl, V, Zn, Mo, B, Si, CN⁻, ___ ___
		Al, Sb, As, Ba, Be, Cd, Ca, Cr, Co, Cu, Fe, Pb, Mg, Mn, Hg, Ni, K, Se, Ag, Na, Tl, V, Zn, Mo, B, Si, CN⁻, ___ ___
		Al, Sb, As, Ba, Be, Cd, Ca, Cr, Co, Cu, Fe, Pb, Mg, Mn, Hg, Ni, K, Se, Ag, Na, Tl, V, Zn, Mo, B, Si, CN⁻, ___ ___
		Al, Sb, As, Ba, Be, Cd, Ca, Cr, Co, Cu, Fe, Pb, Mg, Mn, Hg, Ni, K, Se, Ag, Na, Tl, V, Zn, Mo, B, Si, CN⁻, ___ ___
		Al, Sb, As, Ba, Be, Cd, Ca, Cr, Co, Cu, Fe, Pb, Mg, Mn, Hg, Ni, K, Se, Ag, Na, Tl, V, Zn, Mo, B, Si, CN⁻, ___ ___
		Al, Sb, As, Ba, Be, Cd, Ca, Cr, Co, Cu, Fe, Pb, Mg, Mn, Hg, Ni, K, Se, Ag, Na, Tl, V, Zn, Mo, B, Si, CN⁻, ___ ___
		Al, Sb, As, Ba, Be, Cd, Ca, Cr, Co, Cu, Fe, Pb, Mg, Mn, Hg, Ni, K, Se, Ag, Na, Tl, V, Zn, Mo, B, Si, CN⁻, ___ ___
		Al, Sb, As, Ba, Be, Cd, Ca, Cr, Co, Cu, Fe, Pb, Mg, Mn, Hg, Ni, K, Se, Ag, Na, Tl, V, Zn, Mo, B, Si, CN⁻, ___ ___
		Al, Sb, As, Ba, Be, Cd, Ca, Cr, Co, Cu, Fe, Pb, Mg, Mn, Hg, Ni, K, Se, Ag, Na, Tl, V, Zn, Mo, B, Si, CN⁻, ___ ___
		Al, Sb, As, Ba, Be, Cd, Ca, Cr, Co, Cu, Fe, Pb, Mg, Mn, Hg, Ni, K, Se, Ag, Na, Tl, V, Zn, Mo, B, Si, CN⁻, ___ ___
		Al, Sb, As, Ba, Be, Cd, Ca, Cr, Co, Cu, Fe, Pb, Mg, Mn, Hg, Ni, K, Se, Ag, Na, Tl, V, Zn, Mo, B, Si, CN⁻, ___ ___
		Al, Sb, As, Ba, Be, Cd, Ca, Cr, Co, Cu, Fe, Pb, Mg, Mn, Hg, Ni, K, Se, Ag, Na, Tl, V, Zn, Mo, B, Si, CN⁻, ___ ___
Analysis Method		
ICP		Al, Sb, As, Ba, Be, Cd, Ca, Cr, Co, Cu, Fe, Pb, Mg, Mn, Hg, Ni, K, Se, Ag, Na, Tl, V, Zn, Mo, B, Si, CN⁻, ___ ___
ICP Trace	S	Al, Sb, As, Ba, Be, Cd, Ca, Cr, Co, Cu, Fe, Pb, Mg, Mn, Hg, Ni, K, Se, Ag, Na, Tl, V, Zn, Mo, B, Si, CN⁻, ___ ___
ICP-MS	↓	Al, Sb, As, Ba, Be, Cd, Ca, Cr, Co, Cu, Fe, Pb, Mg, Mn, Hg, Ni, K, Se, Ag, Na, Tl, V, Zn, Mo, B, Si, CN⁻, U ___
GFAA		Al, Sb, As, Ba, Be, Cd, Ca, Cr, Co, Cu, Fe, Pb, Mg, Mn, Hg, Ni, K, Se, Ag, Na, Tl, V, Zn, Mo, B, Si, CN⁻, ___

Comments: Mercury by CVAA if performed

LDC #: 19954C4
SDG #: L72871

VALIDATION FINDINGS WORKSHEET
PB/ICB/CCB QUALIFIED SAMPLES

Qual: U B3

Reviewer: MG
2nd Reviewer: ✓

METHOD: Trace Metals (EPA SW 846 Method 6010/7000) Soil preparation factor applied: 100x ; 5x dil
Sample Concentration units, unless otherwise noted: mg/Kg Associated Samples: all

Analyte	Maximum PB[a] (mg/Kg)	Maximum PB[a] (ug/L)	Maximum ICB/CCB[a] (ug/L)	Blank Action Limit	Sample Identification 1	2	3	4	5	6	7	8	9	10
Al														
Sb														
As														
Ba														
Be														
Cd														
Ca														
Cr														
Co														
Cu														
Fe														
Pb														
Mg														
Mn														
Hg														
Mo														
Ni														
K														
Se														
Ag														
Na														
Tl			0.18	0.45	0.27	0.14	0.21	0.16	0.14	0.14	0.19	0.22	0.28	0.21
V														
Zn														
Sn														
B														

Samples with analyte concentrations within five times the associated ICB, CCB or PB concentration are listed above with the identifications from the Validation Completeness Worksheet. These sample results were qualified as not detected, "U".
Note : a - The listed analyte concentration is the highest ICB, CCB, or PB detected in the analysis of each element.

BLNKSMP.4SW

LDC #: 19954C4
SDG #: L72871

VALIDATION FINDINGS WORKSHEET
PB/ICB/CCB QUALIFIED SAMPLES

Qual : U B3

Reviewer: MG
2nd Reviewer: ✓

METHOD: Trace Metals (EPA SW 846 Method 6010/7000) Soil preparation factor applied: 100x ; 5x dil
Sample Concentration units, unless otherwise noted: mg/Kg Associated Samples: all

Analyte	Maximum PB[a] (mg/Kg)	Maximum PB[a] (ug/L)	Maximum ICB/CCB[a] (ug/L)	Blank Action Limit	Sample Identification 11	12	13	14	16	17	18			
Al														
Sb														
As														
Ba														
Be														
Cd														
Ca														
Cr														
Co														
Cu														
Fe														
Pb														
Mg														
Mn														
Hg														
Mo														
Ni														
K														
Se														
Ag														
Na														
Tl			0.18	0.45	0.23	0.34	0.44	0.42	0.15	0.14	0.39			
V														
Zn														
Sn														
B														

Samples with analyte concentrations within five times the associated ICB, CCB or PB concentration are listed above with the identifications from the Validation Completeness Worksheet. These sample results were qualified as not detected, "U".

Note : a - The listed analyte concentration is the highest ICB, CCB, or PB detected in the analysis of each element.

BLNKSMP.4SW

LDC #: 19954C4
SDG #: L72871

VALIDATION FINDINGS WORKSHEET
Matrix Spike/Matrix Spike Duplicates

Page: 1 of 1
Reviewer: MG
2nd Reviewer: ✓

METHOD: Trace metals (EPA SW 846 Method 6010/7000)

Please see qualifications below for all questions answered "N". Not applicable questions are identified as "N/A".

(Y) N N/A Was a matrix spike analyzed for each matrix in this SDG?

Y (N) N/A Were matrix spike percent recoveries (%R) within the control limits of 75-125? If the sample concentration exceeded the spike concentration by a factor of 4 or more, no action was taken.

Y (N) N/A Were all duplicate sample relative percent differences (RPD) ≤ 20% for water samples and ≤35% for soil samples?

LEVEL IV ONLY:

(Y) N N/A Were recalculated results acceptable? See Level IV Recalculation Worksheet for recalculations.

#	MS/MSD ID	Matrix	Analyte	MS %Recovery	MSD %Recovery	RPD (Limits)	Associated Samples	Qualifications
1	21/22	soil	Sb	50.4 (75-125)	47.6 (75-125)		all	J/UJ/A M2
	↓	↓	As	65. ( )	65.2 ( )			
2	19/20	soil	Ba		126.1 ( )			
			Mo	128.6 ( )	71. ( )	29.42 (≤20)		J defs/A M1
								J/UJ/A M1 M2 R2

Comments:

MSD.4S2

LDC#: 19954C4
SDG#: L72871

VALIDATION FINDINGS WORKSHEET
Field Duplicates

Reviewer: MG
2nd Reviewer: ✓

METHOD: Metals (EPA Method 6010B/7000)

Y N NA Were field duplicate pairs identified in this SDG?
Y N NA Were target analytes detected in the field duplicate pairs?

Compound	Concentration (mg/kg)		RPD	
	16	17		
Antimony	0.3	0.3	0	
Arsenic	3.2	2.9	10	
Barium	78.5	52.6	40	
Beryllium	0.7	0.6	15	
Chromium	9	9	0	
Cobalt	5	6	18	
Copper	223	223	0	
Lead	9.16	9.05	1	
Manganese	212	227	7	
Molybdenum	12	11	9	
Nickel	6	6	0	
Selenium	0.26	0.22	17	
Thallium	0.15	0.14	7	
Uranium	1.08	1.04	4	
Zinc	48	41	16	

LDC #: 19954C4
SDG #: L72871

VALIDATION FINDINGS WORKSHEET
Initial and Continuing Calibration Calculation Verification

Page: 1 of 1
Reviewer: MG
2nd Reviewer: LA

METHOD: Trace Metals (EPA SW 846 Method 6010/6020/7000)

An initial and continuing calibration verification percent recovery (%R) was recalculated for each type of analysis using the following formula:

$$\%R = \frac{\text{Found}}{\text{True}} \times 100$$

Where, Found = concentration (in ug/L) of each analyte measured in the analysis of the ICV or CCV solution
True = concentration (in ug/L) of each analyte in the ICV or CCV source

Standard ID	Type of Analysis	Element	Found (ug/L)	True (ug/L)	Recalculated %R	Reported %R	Acceptable (Y/N)
22484 ICV	ICP (Initial calibration)	Cr	1919.	2000.	96	96	Y
	GFAA (Initial calibration)						
1020 ICV	CVAA (Initial calibration)	Hg	10.87	10.0	108.7	108.7	
0016 CCV2	ICP (Continuing calibration)	Mo	998.	1002.	99.6	99.6	
	GFAA (Continuing calibration)						
1208 CCV3	CVAA (Continuing calibration)	Hg	10.23	10.0	102.3	102.3	
2135 ICV	ICP/MS (Initial calibration)	As	50.70	50.0	101.4	101.4	
2351 CCV2	ICP/MS (Continuing calibation)	Tl	49.02	50.0	98	98	

Comments: Refer to Calibration Verification findings worksheet for list of qualifications and associated samples when reported results do not agree within 10.0% of the recalculated results.

CALCLC.4SW

LDC #: 19954C4
SDG #: LT2871

VALIDATION FINDINGS WORKSHEET
Level IV Recalculation Worksheet

Page: 1 of 1
Reviewer: MG
2nd Reviewer: [illegible]

METHOD: Trace Metals (EPA SW 846 Method 6010/7000)

Percent recoveries (%R) for an ICP interference check sample, a laboratory control sample and a matrix spike sample were recalculated using the following formula:

$\%R = \frac{Found}{True} \times 100$

Where, Found = Concentration of each analyte measured in the analysis of the sample. For the matrix spike calculation, Found = SSR (spiked sample result) - SR (sample result).
True = Concentration of each analyte in the source.

A sample and duplicate relative percent difference (RPD) was recalculated using the following formula:

$RPD = \frac{|S-D|}{(S+D)/2} \times 100$

Where, S = Original sample concentration
D = Duplicate sample concentration

An ICP serial dilution percent difference (%D) was recalculated using the following formula:

$\%D = \frac{|I-SDR|}{I} \times 100$

Where, I = Initial Sample Result (mg/L)
SDR = Serial Dilution Result (mg/L) (Instrument Reading x 5)

	Sample ID	Type of Analysis	Element	Found / S / I (units)	True / D / SDR (units)	Recalculated %R / RPD / %D	Reported %R / RPD / %D	Acceptable (Y/N)
11-11	ICSAB	ICP Interference check	Zn	460. (mg/L)	500. (mg/L)	92	92	Y
11-11	2311 LCS	Laboratory control sample	Cd	263.1 (mg/kg)	258. (mg/kg)	102	not reported	
11-12	0031 21	Matrix spike	As	(SSR-SR) 16.3 (mg/kg)	25. (mg/kg)	65	65	
11-11	2325/2329 19/20	Duplicate	Mo	112.3 (mg/kg)	83.5 (mg/kg)	29.42	29.42	
11-11	2318 / 2322 1	ICP serial dilution	Cu	303. (mg/kg)	321. (mg/kg)	5.9	5.9	

Comments: Refer to appropriate worksheet for list of qualifications and associated samples when reported results do not agree within 10.0% of the recalculated results.

TOTCLC.4SW

LDC #: 19954C4
SDG #: L72871

VALIDATION FINDINGS WORKSHEET
Sample Calculation Verification

Page: 1 of 2
Reviewer: MG
2nd reviewer: W

METHOD: Trace Metals (EPA SW 846 Method 6010/7000)

Please see qualifications below for all questions answered "N". Not applicable questions are identified as "N/A".

Y N N/A Have results been reported and calculated correctly?
Y N N/A Are results within the calibrated range of the instruments and within the linear range of the ICP?
Y N N/A Are all detection limits below the CRDL?

Detected analyte results for #1, Cu were recalculated and verified using the following equation:

Concentration = (RD)(FV)(Dil) / (In. Vol.)(%S)

RD = Raw data concentration
FV = Final volume (ml)
In. Vol. = Initial volume (ml) or weight (G)
Dil = Dilution factor
%S = Decimal percent solids

Recalculation:

$$\frac{(3.03\ mg/L)(0.050\ L)}{0.0005\ kg} = 303.$$

Sample ID	Analyte	Reported Concentration (mg/kg)	Calculated Concentration (mg/kg)	Acceptable (Y/N)
1	Sb	0.3	0.3	Y
	As	1.2	1.2	
	Ba	83.6	83.6	
	Be	0.3	0.3	
	Cr	5.	5.2	
	Co	5.	5.4	
	Cu	303.	303	
	Pb	2.45	2.45	
	Mn	187.	187.	
	Mo	48.	48.	
	Ni	3.	2.6	
	Se	0.55	0.55	
	Tl	0.27	0.28	
	U	4.64	4.64	
	Zn	28.	28.	

RECALC.4S2

LDC #: 19954C4
SDG #: L72871

VALIDATION FINDINGS WORKSHEET
Sample Calculation Verification

Reviewer: MG
2nd reviewer: ✓

METHOD: Trace Metals (EPA SW 846 Method 6010/7000)

Please see qualifications below for all questions answered "N". Not applicable questions are identified as "N/A".

(Y) N N/A Have results been reported and calculated correctly?
(Y) N N/A Are results within the calibrated range of the instruments and within the linear range of the ICP?
(Y) N N/A Are all detection limits below the CRDL?

Detected analyte results for # 18, U were recalculated and verified using the following equation:

Concentration = $\frac{(RD)(FV)(Dil)}{(In.\ Vol.)(\%S)}$

RD = Raw data concentration
FV = Final volume (ml)
In. Vol. = Initial volume (ml) or weight (G)
Dil = Dilution factor
%S = Decimal percent solids

Recalculation:

$$\frac{(5.031\ \mu g/L)(0.050\ L)(5)}{0.5\ g} = 2.516\ \mu g/g \text{ or } mg/kg$$

Sample ID	Analyte	Reported Concentration (mg/kg)	Calculated Concentration (mg/kg)	Acceptable (Y/N)
18	Sb	0.2	0.2	Y
	As	2.0	2.0	
	Ba	117.	117.	
	Be	0.5	0.5	
	Cr	30.	30.	
	Co	14.	14.	
	Cu	372.	372.	
	Pb	6.12	6.12	
	Mn	374.	374.	
	Mo	66.	66.	
	Ni	20.	20.	
	Se	1.26	1.26	
	Tl	0.39	0.39	
	U	2.52	2.52	
	Zn	68.	68.	